



See a Social Security Number? Say Something!  
Report Privacy Problems to <https://public.resource.org/privacy>  
Or call the IRS Identity Theft Hotline at 1-800-908-4490



For calendar year 2013 or tax year beginning , 2013, and ending , 20

Name of foundation: SHEETS BLANCHE TRUST R57962004
Employer identification number: 31-6021013
Address: 10 S DEARBORN IL1-0117
City: CHICAGO, IL 60603
Check type of organization: Section 501(c)(3) exempt private foundation
Fair market value of all assets at end of year: \$ 1,199,184
Accounting method: Cash

Table with 5 columns: (a) Revenue and expenses per books, (b) Net investment income, (c) Adjusted net income, (d) Disbursements for charitable purposes. Rows include Revenue (1-12), Operating and Administrative Expenses (13-26), and Summary (27-29).

Vertical stamp: RECEIVED NOV 14 2014

Stamp: RECEIVED NOV 10 2014 STMT 2 OCCIDENTAL

Part II Balance Sheets		Attached schedules and amounts in the description column should be for end-of-year amounts only (See instructions)			
		Beginning of year (a) Book Value	End of year (b) Book Value (c) Fair Market Value		
Assets	1	Cash - non-interest-bearing . . . . .		13,875.	13,875.
	2	Savings and temporary cash investments . . . . .	80,087.	99,406.	99,406.
	3	Accounts receivable ▶ Less: allowance for doubtful accounts ▶			
	4	Pledges receivable ▶ Less: allowance for doubtful accounts ▶			
	5	Grants receivable . . . . .			
	6	Receivables due from officers, directors, trustees, and other disqualified persons (attach schedule) (see instructions) . . . . .			
	7	Other notes and loans receivable (attach schedule) ▶ Less: allowance for doubtful accounts ▶			NONE
	8	Inventories for sale or use . . . . .			
	9	Prepaid expenses and deferred charges . . . . .			
	10 a	Investments - U S and state government obligations (attach schedule) . . . . .			
	b	Investments - corporate stock (attach schedule) . . . . .		503,648.	634,683.
	c	Investments - corporate bonds (attach schedule) . . . . .		260,144.	259,405.
	11	Investments - land, buildings, and equipment: basis Less: accumulated depreciation (attach schedule) ▶			
	12	Investments - mortgage loans . . . . .			
	13	Investments - other (attach schedule) . . . . .	954,590.	192,051.	191,815.
	14	Land, buildings, and equipment: basis Less: accumulated depreciation (attach schedule) ▶			
15	Other assets (describe ▶ . . . . .)				
16	<b>Total assets</b> (to be completed by all filers - see the instructions Also, see page 1, item I) . . . . .	1,034,677.	1,069,124.	1,199,184.	
Liabilities	17	Accounts payable and accrued expenses . . . . .			
	18	Grants payable . . . . .			
	19	Deferred revenue . . . . .			
	20	Loans from officers, directors, trustees, and other disqualified persons . . . . .			
	21	Mortgages and other notes payable (attach schedule) . . . . .			
	22	Other liabilities (describe ▶ . . . . .)			
23	<b>Total liabilities</b> (add lines 17 through 22) . . . . .			NONE	
Net Assets or Fund Balances	Foundations that follow SFAS 117, check here ▶ <input type="checkbox"/> and complete lines 24 through 26 and lines 30 and 31.				
	24	Unrestricted . . . . .			
	25	Temporarily restricted . . . . .			
	26	Permanently restricted . . . . .			
	Foundations that do not follow SFAS 117, . . . ▶ <input checked="" type="checkbox"/> check here and complete lines 27 through 31.				
	27	Capital stock, trust principal, or current funds . . . . .	1,034,677.	1,069,124.	
	28	Paid-in or capital surplus, or land, bldg, and equipment fund . . . . .			
	29	Retained earnings, accumulated income, endowment, or other funds . . . . .			
30	<b>Total net assets or fund balances</b> (see instructions) . . . . .	1,034,677.	1,069,124.		
31	<b>Total liabilities and net assets/fund balances</b> (see instructions) . . . . .	1,034,677.	1,069,124.		

Part III Analysis of Changes in Net Assets or Fund Balances		
1	Total net assets or fund balances at beginning of year - Part II, column (a), line 30 (must agree with end-of-year figure reported on prior year's return) . . . . .	1 1,034,677.
2	Enter amount from Part I, line 27a . . . . .	2 33,234.
3	Other increases not included in line 2 (itemize) ▶ PRIOR YEAR ADJUSTEMENT	3 1,213.
4	Add lines 1, 2, and 3 . . . . .	4 1,069,124.
5	Decreases not included in line 2 (itemize) ▶	5
6	<b>Total net assets or fund balances at end of year</b> (line 4 minus line 5) - Part II, column (b), line 30 . . . . .	6 1,069,124.

**Part IV Capital Gains and Losses for Tax on Investment Income**

(a) List and describe the kind(s) of property sold (e.g., real estate, 2-story brick warehouse; or common stock, 200 shs. MLC Co)				(b) How acquired P - Purchase D - Donation	(c) Date acquired (mo., day, yr.)	(d) Date sold (mo., day, yr.)
<b>1a PUBLICLY TRADED SECURITIES</b>						
<b>b</b>						
<b>c</b>						
<b>d</b>						
<b>e</b>						
(e) Gross sales price	(f) Depreciation allowed (or allowable)	(g) Cost or other basis plus expense of sale	(h) Gain or (loss) (e) plus (f) minus (g)			
<b>a</b> 384,116.		346,154.	37,962.			
<b>b</b>						
<b>c</b>						
<b>d</b>						
<b>e</b>						
Complete only for assets showing gain in column (h) and owned by the foundation on 12/31/69			(i) Gains (Col (h) gain minus col (k), but not less than -0-) or Losses (from col (h))			
(i) F.M.V. as of 12/31/69	(j) Adjusted basis as of 12/31/69	(k) Excess of col. (i) over col. (j), if any				
<b>a</b>			37,962.			
<b>b</b>						
<b>c</b>						
<b>d</b>						
<b>e</b>						
<b>2 Capital gain net income or (net capital loss)</b>				<b>2</b>	37,962.	
{ If gain, also enter in Part I, line 7 If (loss), enter -0- in Part I, line 7 }						
<b>3 Net short-term capital gain or (loss) as defined in sections 1222(5) and (6):</b>				<b>3</b>		
If gain, also enter in Part I, line 8, column (c) (see instructions). If (loss), enter -0- in Part I, line 8						

**Part V Qualification Under Section 4940(e) for Reduced Tax on Net Investment Income**

(For optional use by domestic private foundations subject to the section 4940(a) tax on net investment income.)

If section 4940(d)(2) applies, leave this part blank.

Was the foundation liable for the section 4942 tax on the distributable amount of any year in the base period?  Yes  No  
 If "Yes," the foundation does not qualify under section 4940(e). Do not complete this part.

**1 Enter the appropriate amount in each column for each year; see the instructions before making any entries.**

(a) Base period years Calendar year (or tax year beginning in)	(b) Adjusted qualifying distributions	(c) Net value of noncharitable-use assets	(d) Distribution ratio (col (b) divided by col (c))
2012			
2011			
2010			
2009			
2008			

<b>2 Total of line 1, column (d)</b>	<b>2</b>	
<b>3 Average distribution ratio for the 5-year base period - divide the total on line 2 by 5, or by the number of years the foundation has been in existence if less than 5 years</b>	<b>3</b>	
<b>4 Enter the net value of noncharitable-use assets for 2013 from Part X, line 5</b>	<b>4</b>	
<b>5 Multiply line 4 by line 3</b>	<b>5</b>	
<b>6 Enter 1% of net investment income (1% of Part I, line 27b)</b>	<b>6</b>	
<b>7 Add lines 5 and 6</b>	<b>7</b>	
<b>8 Enter qualifying distributions from Part XII, line 4</b> If line 8 is equal to or greater than line 7, check the box in Part VI, line 1b, and complete that part using a 1% tax rate. See the Part VI instructions.	<b>8</b>	

Part VI Excise Tax Based on Investment Income (Section 4940(a), 4940(b), 4940(e), or 4948 - see instructions)

Table with 11 rows for excise tax calculations. Includes sub-rows 6a-6d for credits and payments. Total amount owed is 23, and amount overpaid is 549.

Part VII-A Statements Regarding Activities

Table with 10 rows of activity statements. Columns include question number, 'Yes', and 'No'. Marked 'Yes' for questions 1a, 1b, 1c, 2, 3, 4a, 4b, 5, 6, 7, 8b, 9, and 10.

Part VII-A Statements Regarding Activities (continued)

11 At any time during the year, did the foundation, directly or indirectly, own a controlled entity within the meaning of section 512(b)(13)? If "Yes," attach schedule (see instructions). . . . . 11 X
12 Did the foundation make a distribution to a donor advised fund over which the foundation or a disqualified person had advisory privileges? If "Yes," attach statement (see instructions) . . . . . 12 X
13 Did the foundation comply with the public inspection requirements for its annual returns and exemption application? . . . . . 13 X
Website address N/A
14 The books are in care of JPMORGAN CHASE BANK, NA Telephone no (866) 888-5157
Located at 10 S DEARBORN ST IL1-0117, CHICAGO, IL ZIP+4 60603
15 Section 4947(a)(1) nonexempt charitable trusts filing Form 990-PF in lieu of Form 1041 - Check here . . . . . 15
16 At any time during calendar year 2013, did the foundation have an interest in or a signature or other authority over a bank, securities, or other financial account in a foreign country? . . . . . 16 Yes No X
See the instructions for exceptions and filing requirements for Form TD F 90-22.1. If "Yes," enter the name of the foreign country

Part VII-B Statements Regarding Activities for Which Form 4720 May Be Required

File Form 4720 if any item is checked in the "Yes" column, unless an exception applies.
1a During the year did the foundation (either directly or indirectly):
(1) Engage in the sale or exchange, or leasing of property with a disqualified person? . . . . . Yes X No
(2) Borrow money from, lend money to, or otherwise extend credit to (or accept it from) a disqualified person? . . . . . Yes X No
(3) Furnish goods, services, or facilities to (or accept them from) a disqualified person? . . . . . Yes X No
(4) Pay compensation to, or pay or reimburse the expenses of, a disqualified person? . . . . . X Yes No
(5) Transfer any income or assets to a disqualified person (or make any of either available for the benefit or use of a disqualified person)? . . . . . Yes X No
(6) Agree to pay money or property to a government official? (Exception. Check "No" if the foundation agreed to make a grant to or to employ the official for a period after termination of government service, if terminating within 90 days) . . . . . Yes X No
b If any answer is "Yes" to 1a(1)-(6), did any of the acts fail to qualify under the exceptions described in Regulations section 53.4941(d)-3 or in a current notice regarding disaster assistance (see instructions)? . . . . . 1b X
Organizations relying on a current notice regarding disaster assistance check here . . . . .
c Did the foundation engage in a prior year in any of the acts described in 1a, other than excepted acts, that were not corrected before the first day of the tax year beginning in 2013? . . . . . 1c X
2 Taxes on failure to distribute income (section 4942) (does not apply for years the foundation was a private operating foundation defined in section 4942(j)(3) or 4942(j)(5)):
a At the end of tax year 2013, did the foundation have any undistributed income (lines 6d and 6e, Part XIII) for tax year(s) beginning before 2013? . . . . . Yes X No
If "Yes," list the years
b Are there any years listed in 2a for which the foundation is not applying the provisions of section 4942(a)(2) (relating to incorrect valuation of assets) to the year's undistributed income? (If applying section 4942(a)(2) to all years listed, answer "No" and attach statement - see instructions) . . . . . 2b X
c If the provisions of section 4942(a)(2) are being applied to any of the years listed in 2a, list the years here.
3a Did the foundation hold more than a 2% direct or indirect interest in any business enterprise at any time during the year? . . . . . Yes X No
b If "Yes," did it have excess business holdings in 2013 as a result of (1) any purchase by the foundation or disqualified persons after May 26, 1969; (2) the lapse of the 5-year period (or longer period approved by the Commissioner under section 4943(c)(7)) to dispose of holdings acquired by gift or bequest, or (3) the lapse of the 10-, 15-, or 20-year first phase holding period? (Use Schedule C, Form 4720, to determine if the foundation had excess business holdings in 2013.) . . . . . 3b
4a Did the foundation invest during the year any amount in a manner that would jeopardize its charitable purposes? . . . . . 4a X
b Did the foundation make any investment in a prior year (but after December 31, 1969) that could jeopardize its charitable purpose that had not been removed from jeopardy before the first day of the tax year beginning in 2013? . . . . . 4b X

**Part VII-B Statements Regarding Activities for Which Form 4720 May Be Required (continued)**

**5a** During the year did the foundation pay or incur any amount to:

(1) Carry on propaganda, or otherwise attempt to influence legislation (section 4945(e))? . . . . .  Yes  No

(2) Influence the outcome of any specific public election (see section 4955); or to carry on, directly or indirectly, any voter registration drive? . . . . .  Yes  No

(3) Provide a grant to an individual for travel, study, or other similar purposes? . . . . .  Yes  No

(4) Provide a grant to an organization other than a charitable, etc., organization described in section 509(a)(1), (2), or (3), or section 4940(d)(2)? (see instructions) . . . . .  Yes  No

(5) Provide for any purpose other than religious, charitable, scientific, literary, or educational purposes, or for the prevention of cruelty to children or animals? . . . . .  Yes  No

**b** If any answer is "Yes" to 5a(1)-(5), did any of the transactions fail to qualify under the exceptions described in Regulations section 53.4945 or in a current notice regarding disaster assistance (see instructions)? . . . . .  **5b**

Organizations relying on a current notice regarding disaster assistance check here . . . . .

**c** If the answer is "Yes" to question 5a(4), does the foundation claim exemption from the tax because it maintained expenditure responsibility for the grant? . . . . .  Yes  No

If "Yes," attach the statement required by Regulations section 53.4945-5(d)

**6a** Did the foundation, during the year, receive any funds, directly or indirectly, to pay premiums on a personal benefit contract? . . . . .  Yes  No

**b** Did the foundation, during the year, pay premiums, directly or indirectly, on a personal benefit contract? . . . . .  Yes  No **6b** X

If "Yes" to 6b, file Form 8870.

**7a** At any time during the tax year, was the foundation a party to a prohibited tax shelter transaction? . . . . .  Yes  No

**b** If "Yes," did the foundation receive any proceeds or have any net income attributable to the transaction? . . . . .  Yes  No **7b**

**Part VIII Information About Officers, Directors, Trustees, Foundation Managers, Highly Paid Employees, and Contractors**

**1 List all officers, directors, trustees, foundation managers and their compensation (see instructions).**

(a) Name and address	(b) Title, and average hours per week devoted to position	(c) Compensation (If not paid, enter -0-)	(d) Contributions to employee benefit plans and deferred compensation	(e) Expense account, other allowances
JP MORGAN CHASE N.A 10 S DEARBORN ST; MC: IL 1-0117, CHICAGO, IL 60603	TRUSTEE 2	11,432.	-0-	-0-
-----				
-----				
-----				

**2 Compensation of five highest-paid employees (other than those included on line 1 - see instructions). If none, enter "NONE."**

(a) Name and address of each employee paid more than \$50,000	(b) Title, and average hours per week devoted to position	(c) Compensation	(d) Contributions to employee benefit plans and deferred compensation	(e) Expense account, other allowances
NONE		NONE	NONE	NONE
-----				
-----				
-----				

Total number of other employees paid over \$50,000 . . . . .  **NONE**

**Part VIII Information About Officers, Directors, Trustees, Foundation Managers, Highly Paid Employees, and Contractors (continued)**

**3 Five highest-paid independent contractors for professional services (see instructions). If none, enter "NONE."**

(a) Name and address of each person paid more than \$50,000	(b) Type of service	(c) Compensation
NONE		NONE
-----		
-----		
-----		
-----		
-----		
-----		
<b>Total number of others receiving over \$50,000 for professional services . . . . .</b>		<b>NONE</b>

**Part IX-A Summary of Direct Charitable Activities**

List the foundation's four largest direct charitable activities during the tax year. Include relevant statistical information such as the number of organizations and other beneficiaries served, conferences convened, research papers produced, etc.	Expenses
1 NONE	
2	
3	
4	

**Part IX-B Summary of Program-Related Investments (see instructions)**

Describe the two largest program-related investments made by the foundation during the tax year on lines 1 and 2	Amount
1 NONE	
2	
All other program-related investments See instructions	
3 NONE	
<b>Total. Add lines 1 through 3 . . . . .</b>	

**Part X Minimum Investment Return** (All domestic foundations must complete this part. Foreign foundations, see instructions.)

<b>1</b>	Fair market value of assets not used (or held for use) directly in carrying out charitable, etc., purposes:		
<b>a</b>	Average monthly fair market value of securities . . . . .	<b>1a</b>	1,072,582.
<b>b</b>	Average of monthly cash balances . . . . .	<b>1b</b>	74,574.
<b>c</b>	Fair market value of all other assets (see instructions) . . . . .	<b>1c</b>	NONE
<b>d</b>	<b>Total</b> (add lines 1a, b, and c) . . . . .	<b>1d</b>	1,147,156.
<b>e</b>	Reduction claimed for blockage or other factors reported on lines 1a and 1c (attach detailed explanation) . . . . .	<b>1e</b>	
<b>2</b>	Acquisition indebtedness applicable to line 1 assets . . . . .	<b>2</b>	NONE
<b>3</b>	Subtract line 2 from line 1d . . . . .	<b>3</b>	1,147,156.
<b>4</b>	Cash deemed held for charitable activities. Enter 1 1/2% of line 3 (for greater amount, see instructions) . . . . .	<b>4</b>	17,207.
<b>5</b>	<b>Net value of noncharitable-use assets.</b> Subtract line 4 from line 3. Enter here and on Part V, line 4 . . . . .	<b>5</b>	1,129,949.
<b>6</b>	<b>Minimum investment return.</b> Enter 5% of line 5 . . . . .	<b>6</b>	56,497.

**Part XI Distributable Amount** (see instructions) (Section 4942(j)(3) and (j)(5) private operating foundations and certain foreign organizations check here  and do not complete this part.)

<b>1</b>	Minimum investment return from Part X, line 6 . . . . .	<b>1</b>	56,497.
<b>2a</b>	Tax on investment income for 2013 from Part VI, line 5 . . . . .	<b>2a</b>	1,028.
<b>b</b>	Income tax for 2013. (This does not include the tax from Part VI.) . . . . .	<b>2b</b>	
<b>c</b>	Add lines 2a and 2b . . . . .	<b>2c</b>	1,028.
<b>3</b>	Distributable amount before adjustments. Subtract line 2c from line 1. . . . .	<b>3</b>	55,469.
<b>4</b>	Recoveries of amounts treated as qualifying distributions . . . . .	<b>4</b>	NONE
<b>5</b>	Add lines 3 and 4 . . . . .	<b>5</b>	55,469.
<b>6</b>	Deduction from distributable amount (see instructions) . . . . .	<b>6</b>	NONE
<b>7</b>	<b>Distributable amount</b> as adjusted. Subtract line 6 from line 5. Enter here and on Part XIII, line 1. . . . .	<b>7</b>	55,469.

**Part XII Qualifying Distributions** (see instructions)

<b>1</b>	Amounts paid (including administrative expenses) to accomplish charitable, etc., purposes:		
<b>a</b>	Expenses, contributions, gifts, etc. - total from Part I, column (d), line 26 . . . . .	<b>1a</b>	18,700.
<b>b</b>	Program-related investments - total from Part IX-B . . . . .	<b>1b</b>	
<b>2</b>	Amounts paid to acquire assets used (or held for use) directly in carrying out charitable, etc., purposes . . . . .	<b>2</b>	NONE
<b>3</b>	Amounts set aside for specific charitable projects that satisfy the:		
<b>a</b>	Suitability test (prior IRS approval required) . . . . .	<b>3a</b>	NONE
<b>b</b>	Cash distribution test (attach the required schedule) . . . . .	<b>3b</b>	NONE
<b>4</b>	<b>Qualifying distributions.</b> Add lines 1a through 3b. Enter here and on Part V, line 8, and Part XIII, line 4. . . . .	<b>4</b>	18,700.
<b>5</b>	Foundations that qualify under section 4940(e) for the reduced rate of tax on net investment income. Enter 1% of Part I, line 27b (see instructions) . . . . .	<b>5</b>	N/A
<b>6</b>	<b>Adjusted qualifying distributions.</b> Subtract line 5 from line 4 . . . . .	<b>6</b>	18,700.

**Note.** The amount on line 6 will be used in Part V, column (b), in subsequent years when calculating whether the foundation qualifies for the section 4940(e) reduction of tax in those years.

**Part XIII Undistributed Income** (see instructions)

	(a) Corpus	(b) Years prior to 2012	(c) 2012	(d) 2013
1 Distributable amount for 2013 from Part XI, line 7 . . . . .				55,469.
2 Undistributed income, if any, as of the end of 2013				
a Enter amount for 2012 only . . . . .			NONE	
b Total for prior years 20 <u>11</u> , 20____, 20____		NONE		
3 Excess distributions carryover, if any, to 2013:				
a From 2008 . . . . .	NONE			
b From 2009 . . . . .	NONE			
c From 2010 . . . . .	NONE			
d From 2011 . . . . .	NONE			
e From 2012 . . . . .	NONE			
f Total of lines 3a through e . . . . .	NONE			
4 Qualifying distributions for 2013 from Part XII, line 4: ► \$ <u>18,700.</u>				
a Applied to 2012, but not more than line 2a . . . . .			NONE	
b Applied to undistributed income of prior years (Election required - see instructions) . . . . .		NONE		
c Treated as distributions out of corpus (Election required - see instructions) . . . . .	NONE			
d Applied to 2013 distributable amount . . . . .				18,700.
e Remaining amount distributed out of corpus . . . . .	NONE			
5 Excess distributions carryover applied to 2013 . . . . . (If an amount appears in column (d), the same amount must be shown in column (a) )	NONE			NONE
6 Enter the net total of each column as indicated below:				
a Corpus Add lines 3f, 4c, and 4e Subtract line 5	NONE			
b Prior years' undistributed income Subtract line 4b from line 2b . . . . .		NONE		
c Enter the amount of prior years' undistributed income for which a notice of deficiency has been issued, or on which the section 4942(a) tax has been previously assessed . . . . .		NONE		
d Subtract line 6c from line 6b Taxable amount - see instructions . . . . .		NONE		
e Undistributed income for 2012 Subtract line 4a from line 2a. Taxable amount - see instructions . . . . .			NONE	
f Undistributed income for 2013. Subtract lines 4d and 5 from line 1. This amount must be distributed in 2014 . . . . .				36,769.
7 Amounts treated as distributions out of corpus to satisfy requirements imposed by section 170(b)(1)(F) or 4942(g)(3) (see instructions) . . . . .	NONE			
8 Excess distributions carryover from 2008 not applied on line 5 or line 7 (see instructions) . . . . .	NONE			
9 Excess distributions carryover to 2014. Subtract lines 7 and 8 from line 6a . . . . .	NONE			
10 Analysis of line 9:				
a Excess from 2009 . . . . .	NONE			
b Excess from 2010 . . . . .	NONE			
c Excess from 2011 . . . . .	NONE			
d Excess from 2012 . . . . .	NONE			
e Excess from 2013 . . . . .	NONE			

Part XIV Private Operating Foundations (see instructions and Part VII-A, question 9)

NOT APPLICABLE

1a If the foundation has received a ruling or determination letter that it is a private operating foundation, and the ruling is effective for 2013, enter the date of the ruling

Blank box for ruling date

b Check box to indicate whether the foundation is a private operating foundation described in section

4942(j)(3) or

4942(j)(5)

2a Enter the lesser of the adjusted net income from Part I or the minimum investment return from Part X for each year listed

Table with columns: Tax year (a) 2013, (b) 2012, (c) 2011, (d) 2010, (e) Total. Rows include 85% of line 2a, Qualifying distributions from Part XII, line 4, Amounts included in line 2c not used directly for active conduct of exempt activities, Qualifying distributions made directly for active conduct of exempt activities, and alternative tests (Assets, Endowment, Support).

Part XV Supplementary Information (Complete this part only if the foundation had \$5,000 or more in assets at any time during the year - see instructions.)

1 Information Regarding Foundation Managers:

a List any managers of the foundation who have contributed more than 2% of the total contributions received by the foundation before the close of any tax year (but only if they have contributed more than \$5,000).

N/A

b List any managers of the foundation who own 10% or more of the stock of a corporation (or an equally large portion of the ownership of a partnership or other entity) of which the foundation has a 10% or greater interest

N/A

2 Information Regarding Contribution, Grant, Gift, Loan, Scholarship, etc., Programs:

Check here [X] if the foundation only makes contributions to preselected charitable organizations and does not accept unsolicited requests for funds. If the foundation makes gifts, grants, etc. (see instructions) to individuals or organizations under other conditions, complete items 2a, b, c, and d.

a The name, address, and telephone number or e-mail address of the person to whom applications should be addressed:

b The form in which applications should be submitted and information and materials they should include:

c Any submission deadlines

d Any restrictions or limitations on awards, such as by geographical areas, charitable fields, kinds of institutions, or other factors

**Part XV Supplementary Information (continued)**

**3 Grants and Contributions Paid During the Year or Approved for Future Payment**

Recipient Name and address (home or business)	If recipient is an individual, show any relationship to any foundation manager or substantial contributor	Foundation status of recipient	Purpose of grant or contribution	Amount
<b>a Paid during the year</b>				
MARIETTA MEMORIAL HOSPITAL ATTN ERIC YOUNG CF 401 MATTHEW ST MARIETTA OH 45750-1699	N/A	PC	GENERAL	7,769.
MARIETTA COLLEGE 215 5TH ST MARIETTA OH 45750-4033	N/A	PC	GENERAL	7,769.
<b>Total</b> . . . . . ▶ <b>3a</b>				<b>15,538.</b>
<b>b Approved for future payment</b>				
<b>Total</b> . . . . . ▶ <b>3b</b>				



Part XVII Information Regarding Transfers To and Transactions and Relationships With Noncharitable Exempt Organizations

- 1 Did the organization directly or indirectly engage in any of the following with any other organization described in section 501(c) of the Code... a Transfers from the reporting foundation to a noncharitable exempt organization of: (1) Cash (2) Other assets b Other transactions: (1) Sales of assets to a noncharitable exempt organization (2) Purchases of assets from a noncharitable exempt organization (3) Rental of facilities, equipment, or other assets (4) Reimbursement arrangements (5) Loans or loan guarantees (6) Performance of services or membership or fundraising solicitations c Sharing of facilities, equipment, mailing lists, other assets, or paid employees d If the answer to any of the above is "Yes," complete the following schedule.

Table with 4 columns: (a) Line no, (b) Amount involved, (c) Name of noncharitable exempt organization, (d) Description of transfers, transactions, and sharing arrangements.

2a Is the foundation directly or indirectly affiliated with, or related to, one or more tax-exempt organizations described in section 501(c) of the Code (other than section 501(c)(3)) or in section 527? Yes No

b If "Yes," complete the following schedule.

Table with 3 columns: (a) Name of organization, (b) Type of organization, (c) Description of relationship.

Sign Here Under penalties of perjury, I declare that I have examined this return, including accompanying schedules and statements, and to the best of my knowledge and belief, it is true, correct, and complete. Declaration of preparer (other than taxpayer) is based on all information of which preparer has any knowledge. Signature of officer or trustee, Date, Title.

Paid Preparer Use Only Print/Type preparer's name, Preparer's signature, Date, Check self-employed if, PTIN, Firm's name, Firm's address, Firm's EIN, Phone no.

FORM 990PF, PART I - OTHER INCOME

=====

DESCRIPTION -----	REVENUE AND EXPENSES PER BOOKS -----
DEFERRED INCOME/REVENUE	44.
TOTALS	----- 44. =====

FORM 990PF, PART I - TAXES  
=====

DESCRIPTION -----	REVENUE AND EXPENSES PER BOOKS -----	NET INVESTMENT INCOME -----
FOREIGN TAXES ON QUALIFIED FOR	225.	225.
FOREIGN TAXES ON NONQUALIFIED	42.	42.
TOTALS	267.	267.
	=====	=====

FORM 990PF, PART I - OTHER EXPENSES  
=====

REVENUE  
AND  
EXPENSES  
PER BOOKS  
-----

CHARITABLE  
PURPOSES  
-----

DESCRIPTION  
-----

OTHER ALLOCABLE EXPENSE-PRINCI  
OTHER EXPENSES

104.  
200.

104.  
200.

TOTALS

-----  
304.  
=====

-----  
304.  
=====



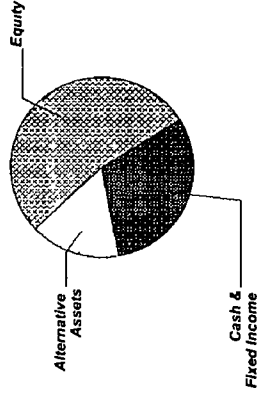
SHEETS BLANCHE T/U/W ACCT R57962004  
For the Period 10/1/13 to 12/31/13

## Account Summary

### PRINCIPAL

Asset Allocation	Beginning Market Value	Ending Market Value	Change In Value	Estimated Annual Income	Current Allocation
Equity	625,900 97	634,683 13	8,782 16	9,182 23	53%
Alternative Assets	185,940 35	191,815 47	5,875 12	2,732 91	16%
Cash & Fixed Income	335,595 79	358,810 85	23,215 06	6,327 31	31%
<b>Market Value</b>	<b>\$1,147,437.11</b>	<b>\$1,185,309.45</b>	<b>\$37,872.34</b>	<b>\$18,242.45</b>	<b>100%</b>

### Asset Allocation



### INCOME

Cash Position	Beginning Market Value	Ending Market Value	Change In Value
Cash Balance	3,345 53	13,875 07	10,529 54
Accruals	774 63	484 30	(290 33)
<b>Market Value</b>	<b>\$4,120.16</b>	<b>\$14,359.37</b>	<b>\$10,239.21</b>

### PRINCIPAL

Portfolio Activity	Current Period Value	Year-to-Date Value
Beginning Market Value	1,147,437.11	1,070,359.20
Withdrawals & Fees	(1,551 47)	(5,820 14)
Net Additions/Withdrawals	(\$1,551.47)	(\$5,820.14)
Income		12,177 01
Change In Investment Value	39,423 81	120,770 39
<b>Ending Market Value</b>	<b>\$1,185,309.45</b>	<b>\$1,185,309.45</b>
Accruals	--	--
<b>Market Value with Accruals</b>	<b>--</b>	<b>--</b>

### INCOME

Portfolio Activity	Current Period Value	Year-to-Date Value
Beginning Market Value	3,345.53	12,782.37
Withdrawals & Fees	(1,647 47)	(21,454 11)
Net Additions/Withdrawals	(\$1,647.47)	(\$21,454.11)
Income	12,177 01	22,546 81
Change In Investment Value	\$13,875.07	\$13,875.07
Accruals	484 30	484 30
<b>Market Value with Accruals</b>	<b>\$14,359.37</b>	<b>\$14,359.37</b>

J.P. Morgan



SHEETS BLANCHE T/U/W ACCT R57962004  
For the Period 10/1/13 to 12/31/13

### Account Summary CONTINUED

Tax Summary	Current Period Value	Year-to-Date Value
Domestic Dividends/Distributions	12,170.74	22,524.80
Interest Income	6.27	22.01
<b>Taxable Income</b>	<b>\$12,177.01</b>	<b>\$22,546.81</b>

	Current Period Value	Year-to-Date Value
LT Capital Gain Distributions	11,225.71	11,225.71
ST Realized Gain/Loss	(1,998.77)	112.30
LT Realized Gain/Loss	14,437.25	27,835.73
<b>Realized Gain/Loss</b>	<b>\$23,664.19</b>	<b>\$39,173.74</b>

To-Date Value  
**\$130,061.12**

Cost Summary	Cost
Equity	503,647.50
Cash & Fixed Income	359,550.00
<b>Total</b>	<b>\$863,197.50</b>

J.P. Morgan

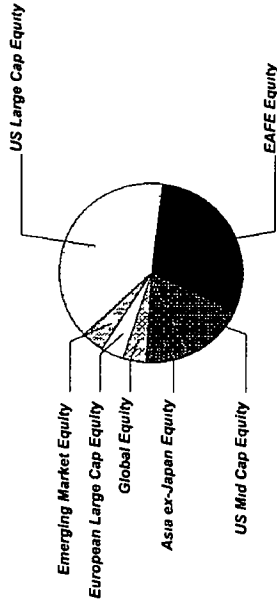


SHEETS BLANCHE T/U/W ACCT R57962004  
For the Period 10/1/13 to 12/31/13

## Equity Summary

Asset Categories	Beginning Market Value	Ending Market Value	Change In Value	Current Allocation
US Large Cap Equity	269,897.29	250,136.21	(19,761.08)	21%
US Mid Cap Equity	73,663.43	74,589.94	926.51	6%
EAFE Equity	178,229.56	191,431.08	13,201.52	16%
European Large Cap Equity	12,208.00	24,284.40	12,076.40	2%
Asia ex-Japan Equity	44,777.49	44,778.93	1.44	4%
Emerging Market Equity	22,929.64	23,614.35	684.71	2%
Global Equity	24,195.56	25,848.22	1,652.66	2%
<b>Total Value</b>	<b>\$625,900.97</b>	<b>\$634,683.13</b>	<b>\$8,782.16</b>	<b>53%</b>

### Asset Categories



Equity as a percentage of your portfolio - 53 %

Market Value/Cost	Current Period Value
Market Value	634,683.13
Tax Cost	503,647.50
Unrealized Gain/Loss	131,035.63
Estimated Annual Income	9,182.23
Accrued Dividends	87.00
Yield	1.44%

J.P. Morgan



SHEETS BLANCHE T/U/W ACCT. R57962004  
For the Period 10/1/13 to 12/31/13

## Equity Detail

	Price	Quantity	Value	Adjusted Tax Cost Original Cost	Unrealized Gain/Loss	Est Annual Inc Accrued Div.	Yield
<b>US Large Cap Equity</b>							
HARTFORD CAPITAL APPRECIATION FUND 416649-30-9 ITHI X	46.69	793,758	37,060.56	25,531.98	11,528.58	173.83	0.47%
JPM EQUITY INCOME FUND - SELECT 4812C0-49-8 HLIE X	13.05	2,021,773	26,384.14	19,118.00	7,266.14	503.42 87.00	1.91%
JPM INTREPID AMERICA FUND - SELECT 4812A2-10-8 JPIA X	34.77	734,940	25,553.86	18,307.35	7,246.51	239.59	0.94%
JPM US EQUITY FUND - INSTL FUND 1382 4812A1-14-2 JMUE X	14.10	2,884,355	40,669.41	25,619.40	15,050.01	415.34	1.02%
NEUBERGER BERENSON OPPORTUNITIES FUND 64122Q-30-9 NMUL X	15.35	2,878,910	44,191.27	32,215.00	11,976.27	310.92	0.70%
SPDR S&P 500 ETF TRUST 78462F-10-3 SPY	184.69	413,000	76,276.97	60,320.82	15,956.15	1,383.96	1.81%
<b>Total US Large Cap Equity</b>			<b>\$250,136.21</b>	<b>\$181,112.55</b>	<b>\$69,023.66</b>	<b>\$3,027.06</b> <b>\$87.00</b>	<b>1.21%</b>
<b>US Mid Cap Equity</b>							
ISHARES CORE S&P MID-CAP ETF 464287-50-7 IJH	133.81	199,000	26,628.19	20,118.64	6,509.55	343.87	1.29%
JPM MID CAP CORE FUND - SELECT 48121L-75-9 JMRS X	21.64	1,126,671	24,381.16	19,806.29	4,574.87	59.71	0.24%

J.P. Morgan



SHEETS BLANCHE T/U/W ACCT R57962004  
For the Period 10/1/13 to 12/31/13

	Price	Quantity	Value	Adjusted Tax Cost Original Cost	Unrealized Gain/Loss	Est. Annual Inc. Accrued Div	Yield
<b>US Mid Cap Equity</b>							
JPM MKT EXP ENH INDEX FD - SEL FUND 3708 4812C1-63-7 PGMI X	13 13	1,795 932	23,580 59	15,247 46	8,333 13	215 51	0 91 %
<b>Total US Mid Cap Equity</b>			<b>\$74,589.94</b>	<b>\$55,172.39</b>	<b>\$19,417.55</b>	<b>\$619.09</b>	<b>0.83 %</b>
<b>EAFE Equity</b>							
ARTISAN INTL VALUE FUND-INV 04314H-88-1 ARTK X	36 77	1,100 747	40,474 47	30,969 00	9,505 47	1,015 98	2 51 %
ISHARES MSCI EAFE INDEX FUND 464287-46-5 EFA	67 10	889 000	59,647 46	53,646 19	6,001 27	1,513 96	2 54 %
MFS INTL VALUE-I 55273E-82-2 MINI X	35 18	1,217 263	42,823.31	30,827 00	11,996 31	804 61	1 88 %
OAKMARK INTERNATIONAL FD-I 413838-20-2 OAKI X	26 32	1,842 167	48,485 84	45,391 00	3,094 84	803 18	1 66 %
<b>Total EAFE Equity</b>			<b>\$191,431.08</b>	<b>\$160,833.19</b>	<b>\$30,597.89</b>	<b>\$4,137.73</b>	<b>2.16 %</b>
<b>European Large Cap Equity</b>							
VANGUARD FTSE EUROPE ETF 922042-87-4 VGK	58 80	413 000	24,284 40	21,616 13	2,668 27	672 77	2 77 %

J.P. Morgan



SHEETS BLANCHE T/U/W ACCT. R57962004  
For the Period 10/1/13 to 12/31/13


	Price	Quantity	Value	Adjusted Tax Cost Original Cost	Unrealized Gain/Loss	Est Annual Inc Accrued Div	Yield
<b>Asia ex-Japan Equity</b>							
ABERDEEN ASIA-PAC XJ-INST EQUITY FUND - INSTITUTIONAL SERVICE SHARES 003021-69-8 AAPI X	11.47	1,943,371	22,290.47	20,522.00	1,768.47	307.05	1.38%
MATTHEWS PACIFIC TIGER FD-IS 577130-83-4 MIPT X	24.97	900,619	22,488.46	18,922.00	3,566.46		
<b>Total Asia ex-Japan Equity</b>			<b>\$44,778.93</b>	<b>\$39,444.00</b>	<b>\$5,334.93</b>	<b>\$307.05</b>	<b>0.69%</b>
<b>Emerging Market Equity</b>							
JPM CHINA REGION FD - SEL FUND 3810 4812A3-52-8 JCHS X	21.24	558,020	11,852.34	10,993.00	859.34	59.15	0.50%
JPM EMERG MRKT EQUITY FD - INSTL FUND 1389 4812A0-63-1 JMIE X	22.70	518,150	11,762.01	12,426.24	(664.23)	91.19	0.78%
<b>Total Emerging Market Equity</b>			<b>\$23,614.35</b>	<b>\$23,419.24</b>	<b>\$195.11</b>	<b>\$150.34</b>	<b>0.64%</b>
<b>Global Equity</b>							
JPM GLOBAL RES ENH INDEX FD - SEL FUND 3457 46637K-51-3 JEIT X	17.83	1,449,704	25,848.22	22,050.00	3,798.22	268.19	1.04%



SHEETS BLANCHE T/U/W ACCT. R57962004  
For the Period 10/1/13 to 12/31/13

## Alternative Assets Summary

Asset Categories	Beginning Estimated Value	Ending Estimated Value	Change In Value	Current Allocation
Hedge Funds	144,981 89	144,980 53	(1 36)	12%
Hard Assets	40,958 46	46,834 94	5,876 48	4%
<b>Total Value</b>	<b>\$185,940.35</b>	<b>\$191,815.47</b>	<b>\$5,875.12</b>	<b>16%</b>



## Alternative Assets Detail

Alternative Assets as a percentage of your portfolio - 16 %

Hedge Funds	Price	Quantity	Estimated Value	Cost
EATON VANCE FLOATING-RATE ADVANTAGE I 277923-63-7 EIFA X	11 20	1,909 566	21,387.14	20,928 84
EATON VANCE GLOBAL MACRO-I 277923-72-8 EIGM X	9 42	2,217 279	20,886 77	22,501 80

J.P. Morgan



SHEETS BLANCHE T/U/W ACCT R57962004  
For the Period 10/1/13 to 12/31/13

	Price	Quantity	Estimated Value	Cost
<b>Hedge Funds</b>				
EQUINOX FDS TR EQNX CB STGY I 29446A-81-9 EBSIX	10.50	1,562,298	16,404.13	16,451.00
GATEWAY FUND-Y 367829-88-4 GTEY X	28.99	1,186,847	34,406.69	32,214.00
INV BALANCED-RISK ALLOC-Y 00141V-69-7 ABRY X	11.89	1,637,196	19,466.26	20,203.00
PIMCO UNCONSTRAINED BOND-P 72201M-45-3 PUCP X	11.09	1,942,299	21,540.10	22,272.00
THE ARBITRAGE FUND-I 03875R-20-5 ARBN X	12.86	846,768	10,889.44	11,084.19
<b>Total Hedge Funds</b>			<b>\$144,980.53</b>	<b>\$145,654.83</b>

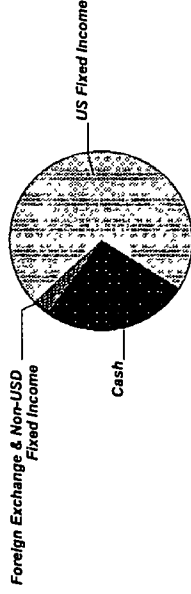
	Price	Quantity	Estimated Value	Cost	Est Annual Income Accrued Income
<b>Hard Assets</b>					
PIMCO COMMODITYPL STRAT-P 72201P-16-7 PCLP X	10.67	4,389,404	46,834.94	46,396.00	149.23



SHEETS BLANCHE T/U/W ACCT R57962004  
For the Period 10/1/13 to 12/31/13

## Cash & Fixed Income Summary

Asset Categories	Beginning Market Value	Ending Market Value	Change In Value	Current Allocation
Cash	76,069 50	99,405 90	23,336 40	8%
US Fixed Income	248,092 34	248,022 28	(70 06)	22%
Foreign Exchange & Non-USD Fixed Income	11,433 95	11,382 67	(51 28)	1%
<b>Total Value</b>	<b>\$335,595.79</b>	<b>\$358,810.85</b>	<b>\$23,215.06</b>	<b>31%</b>



Market Value/Cost	Current Period Value
Market Value	358,810 85
Tax Cost	359,550 00
Unrealized Gain/Loss	(739 15)
Estimated Annual Income	6,327 31
Accrued Interest	397 30
Yield	1 76 %

Cash & Fixed Income as a percentage of your portfolio - 31 %

### SUMMARY BY MATURITY

Cash & Fixed Income	Market Value	% of Bond Portfolio
0-6 months <sup>1</sup>	358,810 85	100%

<sup>1</sup> The years indicate the number of years until the bond is scheduled to mature based on the statement end date. Some bonds may be called, or paid in full, before their stated maturity.

### SUMMARY BY TYPE

Cash & Fixed Income	Market Value	% of Bond Portfolio
Cash	99,405 90	27%
Mutual Funds	259,404 95	73%
<b>Total Value</b>	<b>\$358,810.85</b>	<b>100%</b>



SHEETS BLANCHE T/U/W ACCT R57962004  
For the Period 10/1/13 to 12/31/13

Note <sup>1</sup> This is the Annual Percentage Yield (APY) which is the rate earned if balances remain on deposit for a full year with compounding, there is no change in the interest rate and all interest is left in the account

### Cash & Fixed Income Detail

	Price	Quantity	Value	Adjusted Tax Cost Original Cost	Unrealized Gain/Loss	Est Annual Income Accrued Interest	Yield
<b>Cash</b>							
US DOLLAR PRINCIPAL	1 00	99,405.90	99,405.90	99,405.90		29.82	0.03% <sup>1</sup>
<b>US Fixed Income</b>							
DODGE & COX INCOME FUND 256210-10-5	13.53	1,625.95	21,999.04	21,934.00	65.04	674.76	3.07%
DOUBLELINE TOTAL RET BD-I 258620-10-3	10.78	1,974.82	21,288.60	21,979.00	(690.40)	1,099.97	5.17%
JPM STRAT INCOME OPPORT FD - SEL FUND 3844 4812A4-35-1	11.89	1,713.46	20,373.08	19,859.04	514.04	529.46 46.26	2.60%
JPM HIGH YIELD FD - SEL FUND 3580 4812C0-80-3	7.98	2,636.48	21,039.11	20,478.54	560.57	1,323.51 126.55	6.29%
JPM SHORT DURATION BOND FD - SEL FUND 3133 4812C1-33-0	10.89	9,041.76	98,464.81	99,094.42	(629.61)	940.34 126.58	0.96%
JPM MULTI SECTOR INCOME FD - SEL FUND 2130 48121A-29-0	10.31	2,171.34	22,386.56	21,974.00	412.56	579.74 78.17	2.59%



SHEETS BLANCHE T/U/W ACCT. R57962004  
For the Period 10/1/13 to 12/31/13

	Price	Quantity	Value	Adjusted Tax Cost Original Cost	Unrealized Gain/Loss	Est Annual Income Accrued Interest	Yield
<b>US Fixed Income</b>							
JPM INFLATION MGD BOND FD - SEL FUND 2037 48121A-56-3	10.38	1,973.83	20,488.32	21,060.74	(572.42)	225.01 19.74	1.10%
RIDGEWORTH SEIX FLOATING-I 76628T-67-8	9.06	2,426.35	21,982.76	21,909.97	72.79	919.58	4.18%
<b>Total US Fixed Income</b>			<b>\$248,022.28</b>	<b>\$248,289.71</b>	<b>(\$267.43)</b>	<b>\$6,292.37</b> <b>\$397.30</b>	<b>2.54%</b>
<b>Foreign Exchange &amp; Non-USD Fixed Income</b>							
JPM INTL CURR INCOME FD - SEL FUND 3831 4812A3-29-6	11.10	1,025.47	11,382.67	11,854.39	(471.72)	5.12	0.05%