



See a Social Security Number? Say Something!
Report Privacy Problems to <https://public.resource.org/privacy>
Or call the IRS Identity Theft Hotline at 1-800-908-4490



Form **990-PF**

Return of Private Foundation

or Section 4947(a)(1) Trust Treated as Private Foundation

Do not enter Social Security numbers on this form as it may be made public.

Information about Form 990-PF and its separate instructions is at www.irs.gov/form990pf

OMB No 1545-0052

2013

Open to Public Inspection

For calendar year 2013 or tax year beginning , 2013, and ending , 20

Name of foundation
WILLIAM T. PERRY CHARITABLE TRUST

Number and street (or P O box number if mail is not delivered to street address) Room/suite
PO BOX 1558 DEPT EA4E86

City or town, state or province, country, and ZIP or foreign postal code
COLUMBUS, OH 43216

A Employer identification number
31-6018719

B Telephone number (see instructions)
330-438-1180

C If exemption application is pending, check here

D 1 Foreign organizations, check here
2 Foreign organizations meeting the 85% test, check here and attach computation

E If private foundation status was terminated under section 507(b)(1)(A), check here

F If the foundation is in a 60-month termination under section 507(b)(1)(B), check here

G Check all that apply:
 Initial return
 Final return
 Address change
 Initial return of a former public charity
 Amended return
 Name change

H Check type of organization: Section 501(c)(3) exempt private foundation
 Section 4947(a)(1) nonexempt charitable trust Other taxable private foundation

I Fair market value of all assets at end of year (from Part II, col. (c), line 16) ▶ \$ **1,976,319.**

J Accounting method: Cash Accrual
 Other (specify) _____
 (Part I, column (d) must be on cash basis.)

ENVELOPE POSTMARK DATE MAY 14 2014

Part I Analysis of Revenue and Expenses (The total of amounts in columns (b), (c), and (d) may not necessarily equal the amounts in column (a) (see instructions).)		(a) Revenue and expenses per books	(b) Net investment income	(c) Adjusted net income	(d) Disbursements for charitable purposes (cash basis only)
Revenue	1 Contributions, gifts, grants, etc., received (attach schedule)				
	2 Check <input type="checkbox"/> if the foundation is not required to attach Sch. B				
	3 Interest on savings and temporary cash investments				
	4 Dividends and interest from securities	35,130.	34,457.		STMT 1
	5a Gross rents				
	b Net rental income or (loss)				
	6a Net gain or (loss) from sale of assets not on line 10	64,752.			
	b Gross sales price for all assets on line 6a 770,408.				
	7 Capital gain net income (from Part IV, line 2)		64,752.		
	8 Net short-term capital gain				
	9 Income modifications				
	10a Gross sales less returns and allowances				
b Less Cost of goods sold					
c Gross profit or (loss) (attach schedule)					
11 Other income (attach schedule)					
12 Total. Add lines 1 through 11	99,882.	99,209.			
Operating and Administrative Expenses	13 Compensation of officers, directors, trustees, etc	16,613.	8,307.		8,307.
	14 Other employee salaries and wages		NONE	NONE	
	15 Pension plans, employee benefits		NONE	NONE	
	16a Legal fees (attach schedule)				
	b Accounting fees (attach schedule) STMT 3	550.	275.	NONE	275.
	c Other professional fees (attach schedule)				
	17 Interest				
	18 Taxes (attach schedule) (see instructions) STMT 4	2,861.	547.		200.
	19 Depreciation (attach schedule) and depletion				
	20 Occupancy				
	21 Travel, conferences, and meetings		NONE	NONE	
	22 Printing and publications		NONE	NONE	
	23 Other expenses (attach schedule)				
	24 Total operating and administrative expenses. Add lines 13 through 23	20,024.	9,129.	NONE	8,782.
	25 Contributions, gifts, grants paid	82,188.			82,188.
26 Total expenses and disbursements Add lines 24 and 25	102,212.	9,129.	NONE	90,970.	
27 Subtract line 26 from line 12					
a Excess of revenue over expenses and disbursements	-2,330.				
b Net investment income (if negative, enter -0-)		90,080.			
c Adjusted net income (if negative, enter -0-)					

RECEIVED
MAY 21 2014
OGDEN, UT

SCANNED MAY 29 2014

Part II Balance Sheets		Attached schedules and amounts in the description column should be for end-of-year amounts only (See instructions)			
		Beginning of year (a) Book Value	End of year (b) Book Value (c) Fair Market Value		
Assets	1	Cash - non-interest-bearing			
	2	Savings and temporary cash investments			
	3	Accounts receivable			
		Less: allowance for doubtful accounts			
	4	Pledges receivable			
		Less: allowance for doubtful accounts			
	5	Grants receivable			
	6	Receivables due from officers, directors, trustees, and other disqualified persons (attach schedule) (see instructions)			
	7	Other notes and loans receivable (attach schedule)			
		Less: allowance for doubtful accounts			NONE
	8	Inventories for sale or use			
	9	Prepaid expenses and deferred charges			
	10 a	Investments - U S and state government obligations(attach schedule)			
	b	Investments - corporate stock (attach schedule)			
	c	Investments - corporate bonds (attach schedule)			
	11	Investments - land, buildings, and equipment basis			
	Less: accumulated depreciation (attach schedule)				
12	Investments - mortgage loans				
13	Investments - other (attach schedule)	1,529,749.	1,527,417.	1,976,319.	
14	Land, buildings, and equipment basis				
	Less: accumulated depreciation (attach schedule)				
15	Other assets (describe)				
16	Total assets (to be completed by all filers - see the instructions. Also, see page 1, item I)	1,529,749.	1,527,417.	1,976,319.	
Liabilities	17	Accounts payable and accrued expenses			
	18	Grants payable			
	19	Deferred revenue			
	20	Loans from officers, directors, trustees, and other disqualified persons			
	21	Mortgages and other notes payable (attach schedule)			
	22	Other liabilities (describe)			
23	Total liabilities (add lines 17 through 22)			NONE	
Net Assets or Fund Balances	Foundations that follow SFAS 117, check here <input type="checkbox"/> and complete lines 24 through 26 and lines 30 and 31.				
	24	Unrestricted			
	25	Temporarily restricted			
	26	Permanently restricted			
	Foundations that do not follow SFAS 117, <input checked="" type="checkbox"/> check here and complete lines 27 through 31.				
	27	Capital stock, trust principal, or current funds	1,529,749.	1,527,417.	
	28	Paid-in or capital surplus, or land, bldg, and equipment fund			
	29	Retained earnings, accumulated income, endowment, or other funds			
30	Total net assets or fund balances (see instructions)	1,529,749.	1,527,417.		
31	Total liabilities and net assets/fund balances (see instructions)	1,529,749.	1,527,417.		

Part III Analysis of Changes in Net Assets or Fund Balances		
1	Total net assets or fund balances at beginning of year - Part II, column (a), line 30 (must agree with end-of-year figure reported on prior year's return)	1,529,749.
2	Enter amount from Part I, line 27a	-2,330.
3	Other increases not included in line 2 (itemize)	
4	Add lines 1, 2, and 3	1,527,419.
5	Decreases not included in line 2 (itemize) ROUNDING	2.
6	Total net assets or fund balances at end of year (line 4 minus line 5) - Part II, column (b), line 30	1,527,417.

Part IV Capital Gains and Losses for Tax on Investment Income

(a) List and describe the kind(s) of property sold (e.g., real estate, 2-story brick warehouse, or common stock, 200 shs MLC Co)		(b) How acquired P - Purchase D - Donation	(c) Date acquired (mo, day, yr)	(d) Date sold (mo, day, yr)
1a PUBLICLY TRADED SECURITIES				
b				
c				
d				
e				
(e) Gross sales price	(f) Depreciation allowed (or allowable)	(g) Cost or other basis plus expense of sale	(h) Gain or (loss) (e) plus (f) minus (g)	
a 770,408.		705,656.	64,752.	
b				
c				
d				
e				
Complete only for assets showing gain in column (h) and owned by the foundation on 12/31/69			(i) Gains (Col (h) gain minus col. (k), but not less than -0-) or Losses (from col. (h))	
(i) FMV. as of 12/31/69	(j) Adjusted basis as of 12/31/69	(k) Excess of col. (i) over col. (j), if any		
a			64,752.	
b				
c				
d				
e				
2 Capital gain net income or (net capital loss)		{ If gain, also enter in Part I, line 7 If (loss), enter -0- in Part I, line 7 }	2	64,752.
3 Net short-term capital gain or (loss) as defined in sections 1222(5) and (6): If gain, also enter in Part I, line 8, column (c) (see instructions). If (loss), enter -0- in Part I, line 8		{ }	3	

Part V Qualification Under Section 4940(e) for Reduced Tax on Net Investment Income

(For optional use by domestic private foundations subject to the section 4940(a) tax on net investment income.)

If section 4940(d)(2) applies, leave this part blank.

Was the foundation liable for the section 4942 tax on the distributable amount of any year in the base period? Yes No
If "Yes," the foundation does not qualify under section 4940(e). Do not complete this part.

1 Enter the appropriate amount in each column for each year; see the instructions before making any entries.

(a) Base period years Calendar year (or tax year beginning in)	(b) Adjusted qualifying distributions	(c) Net value of noncharitable-use assets	(d) Distribution ratio (col (b) divided by col (c))
2012	105,597.	2,423,489.	0.043572
2011	105,469.	2,080,641.	0.050691
2010	100,322.	1,730,522.	0.057972
2009	100,472.	1,694,005.	0.059310
2008	108,613.	1,986,050.	0.054688
2 Total of line 1, column (d)			2 0.266233
3 Average distribution ratio for the 5-year base period - divide the total on line 2 by 5, or by the number of years the foundation has been in existence if less than 5 years			3 0.053247
4 Enter the net value of noncharitable-use assets for 2013 from Part X, line 5			4 1,875,104.
5 Multiply line 4 by line 3			5 99,844.
6 Enter 1% of net investment income (1% of Part I, line 27b)			6 901.
7 Add lines 5 and 6			7 100,745.
8 Enter qualifying distributions from Part XII, line 4 If line 8 is equal to or greater than line 7, check the box in Part VI, line 1b, and complete that part using a 1% tax rate See the Part VI instructions			8 90,970.

Part VI Excise Tax Based on Investment Income (Section 4940(a), 4940(b), 4940(e), or 4948 - see instructions)

1a	Exempt operating foundations described in section 4940(d)(2), check here <input type="checkbox"/> and enter "N/A" on line 1 Date of ruling or determination letter _____ (attach copy of letter if necessary - see instructions)		
b	Domestic foundations that meet the section 4940(e) requirements in Part V, check here <input type="checkbox"/> and enter 1% of Part I, line 27b	1	1,802.
c	All other domestic foundations enter 2% of line 27b. Exempt foreign organizations enter 4% of Part I, line 12, col. (b).		
2	Tax under section 511 (domestic section 4947(a)(1) trusts and taxable foundations only. Others enter -0-)	2	
3	Add lines 1 and 2	3	1,802.
4	Subtitle A (income) tax (domestic section 4947(a)(1) trusts and taxable foundations only. Others enter -0-)	4	NONE
5	Tax based on investment income. Subtract line 4 from line 3. If zero or less, enter -0-	5	1,802.
6	Credits/Payments:		
a	2013 estimated tax payments and 2012 overpayment credited to 2013	6a	1,700.
b	Exempt foreign organizations - tax withheld at source	6b	NONE
c	Tax paid with application for extension of time to file (Form 8868)	6c	NONE
d	Backup withholding erroneously withheld	6d	
7	Total credits and payments. Add lines 6a through 6d	7	1,700.
8	Enter any penalty for underpayment of estimated tax. Check here <input type="checkbox"/> if Form 2220 is attached	8	
9	Tax due. If the total of lines 5 and 8 is more than line 7, enter amount owed	9	102.
10	Overpayment. If line 7 is more than the total of lines 5 and 8, enter the amount overpaid	10	
11	Enter the amount of line 10 to be: Credited to 2014 estimated tax <input type="checkbox"/> NONE Refunded <input type="checkbox"/>	11	

Part VII-A Statements Regarding Activities

	Yes	No
1a		X
1b		X
<i>If the answer is "Yes" to 1a or 1b, attach a detailed description of the activities and copies of any materials published or distributed by the foundation in connection with the activities</i>		
1c		X
d		
e		
2		X
3		X
4a		X
4b		
5		X
6	X	
7	X	
8a		
OH		
8b	X	
9		X
10		X

Part VII-A Statements Regarding Activities (continued)

11 At any time during the year, did the foundation, directly or indirectly, own a controlled entity within the meaning of section 512(b)(13)? If "Yes," attach schedule (see instructions). 11 X
12 Did the foundation make a distribution to a donor advised fund over which the foundation or a disqualified person had advisory privileges? If "Yes," attach statement (see instructions) 12 X
13 Did the foundation comply with the public inspection requirements for its annual returns and exemption application? 13 X
Website address N/A
14 The books are in care of HUNTINGTON NATIONAL BANK Telephone no. (740) 588-6740
Located at 422 MAIN ST, ZANESVILLE, OH ZIP+4 43702
15 Section 4947(a)(1) nonexempt charitable trusts filing Form 990-PF in lieu of Form 1041 - Check here and enter the amount of tax-exempt interest received or accrued during the year. 15
16 At any time during calendar year 2013, did the foundation have an interest in or a signature or other authority over a bank, securities, or other financial account in a foreign country? 16 Yes No X
See the instructions for exceptions and filing requirements for Form TD F 90-22.1 If "Yes," enter the name of the foreign country

Part VII-B Statements Regarding Activities for Which Form 4720 May Be Required

File Form 4720 if any item is checked in the "Yes" column, unless an exception applies.

1a During the year did the foundation (either directly or indirectly)
(1) Engage in the sale or exchange, or leasing of property with a disqualified person? Yes X No
(2) Borrow money from, lend money to, or otherwise extend credit to (or accept it from) a disqualified person? Yes X No
(3) Furnish goods, services, or facilities to (or accept them from) a disqualified person? Yes X No
(4) Pay compensation to, or pay or reimburse the expenses of, a disqualified person? X Yes No
(5) Transfer any income or assets to a disqualified person (or make any of either available for the benefit or use of a disqualified person)? Yes X No
(6) Agree to pay money or property to a government official? (Exception. Check "No" if the foundation agreed to make a grant to or to employ the official for a period after termination of government service, if terminating within 90 days.) Yes X No
b If any answer is "Yes" to 1a(1)-(6), did any of the acts fail to qualify under the exceptions described in Regulations section 53.4941(d)-3 or in a current notice regarding disaster assistance (see instructions)? 1b X
Organizations relying on a current notice regarding disaster assistance check here
c Did the foundation engage in a prior year in any of the acts described in 1a, other than excepted acts, that were not corrected before the first day of the tax year beginning in 2013? 1c X
2 Taxes on failure to distribute income (section 4942) (does not apply for years the foundation was a private operating foundation defined in section 4942(j)(3) or 4942(j)(5)):
a At the end of tax year 2013, did the foundation have any undistributed income (lines 6d and 6e, Part XIII) for tax year(s) beginning before 2013? Yes X No
If "Yes," list the years
b Are there any years listed in 2a for which the foundation is not applying the provisions of section 4942(a)(2) (relating to incorrect valuation of assets) to the year's undistributed income? (If applying section 4942(a)(2) to all years listed, answer "No" and attach statement - see instructions.) 2b X
c If the provisions of section 4942(a)(2) are being applied to any of the years listed in 2a, list the years here.
3a Did the foundation hold more than a 2% direct or indirect interest in any business enterprise at any time during the year? Yes X No
b If "Yes," did it have excess business holdings in 2013 as a result of (1) any purchase by the foundation or disqualified persons after May 26, 1969, (2) the lapse of the 5-year period (or longer period approved by the Commissioner under section 4943(c)(7)) to dispose of holdings acquired by gift or bequest; or (3) the lapse of the 10-, 15-, or 20-year first phase holding period? (Use Schedule C, Form 4720, to determine if the foundation had excess business holdings in 2013) 3b
4a Did the foundation invest during the year any amount in a manner that would jeopardize its charitable purposes? 4a X
b Did the foundation make any investment in a prior year (but after December 31, 1969) that could jeopardize its charitable purpose that had not been removed from jeopardy before the first day of the tax year beginning in 2013? 4b X

Part VII-B Statements Regarding Activities for Which Form 4720 May Be Required (continued)

5a During the year did the foundation pay or incur any amount to

(1) Carry on propoganda, or otherwise attempt to influence legislation (section 4945(e))? Yes No

(2) Influence the outcome of any specific public election (see section 4955), or to carry on, directly or indirectly, any voter registration drive? Yes No

(3) Provide a grant to an individual for travel, study, or other similar purposes? Yes No

(4) Provide a grant to an organization other than a charitable, etc, organization described in section 509(a)(1), (2), or (3), or section 4940(d)(2)? (see instructions) Yes No

(5) Provide for any purpose other than religious, charitable, scientific, literary, or educational purposes, or for the prevention of cruelty to children or animals? Yes No

b If any answer is "Yes" to 5a(1)-(5), did any of the transactions fail to qualify under the exceptions described in Regulations section 53.4945 or in a current notice regarding disaster assistance (see instructions)? Yes No

Organizations relying on a current notice regarding disaster assistance check here

c If the answer is "Yes" to question 5a(4), does the foundation claim exemption from the tax because it maintained expenditure responsibility for the grant? Yes No

If "Yes," attach the statement required by Regulations section 53.4945-5(d)

6a Did the foundation, during the year, receive any funds, directly or indirectly, to pay premiums on a personal benefit contract? Yes No

b Did the foundation, during the year, pay premiums, directly or indirectly, on a personal benefit contract? Yes No

If "Yes" to 6b, file Form 8870

7a At any time during the tax year, was the foundation a party to a prohibited tax shelter transaction? Yes No

b If "Yes," did the foundation receive any proceeds or have any net income attributable to the transaction? Yes No

Part VIII Information About Officers, Directors, Trustees, Foundation Managers, Highly Paid Employees, and Contractors

1 List all officers, directors, trustees, foundation managers and their compensation (see instructions).

(a) Name and address	(b) Title, and average hours per week devoted to position	(c) Compensation (if not paid, enter -0-)	(d) Contributions to employee benefit plans and deferred compensation	(e) Expense account, other allowances
SEE STATEMENT 5		16,613.		

2 Compensation of five highest-paid employees (other than those included on line 1 - see instructions). If none, enter "NONE."

(a) Name and address of each employee paid more than \$50,000	(b) Title, and average hours per week devoted to position	(c) Compensation	(d) Contributions to employee benefit plans and deferred compensation	(e) Expense account, other allowances
NONE		NONE	NONE	NONE

Total number of other employees paid over \$50,000 NONE

Part VIII Information About Officers, Directors, Trustees, Foundation Managers, Highly Paid Employees, and Contractors (continued)

3 Five highest-paid independent contractors for professional services (see instructions). If none, enter "NONE."

(a) Name and address of each person paid more than \$50,000	(b) Type of service	(c) Compensation
NONE		NONE

Total number of others receiving over \$50,000 for professional services ▶		NONE

Part IX-A Summary of Direct Charitable Activities

List the foundation's four largest direct charitable activities during the tax year. Include relevant statistical information such as the number of organizations and other beneficiaries served, conferences convened, research papers produced, etc	Expenses
1 NONE	
2	
3	
4	

Part IX-B Summary of Program-Related Investments (see instructions)

Describe the two largest program-related investments made by the foundation during the tax year on lines 1 and 2	Amount
1 NONE	
2	
All other program-related investments See instructions	
3 NONE	
Total. Add lines 1 through 3 ▶	

Part X Minimum Investment Return (All domestic foundations must complete this part. Foreign foundations, see instructions.)

1	Fair market value of assets not used (or held for use) directly in carrying out charitable, etc., purposes:		
a	Average monthly fair market value of securities	1a	1,832,621.
b	Average of monthly cash balances	1b	71,038.
c	Fair market value of all other assets (see instructions)	1c	NONE
d	Total (add lines 1a, b, and c)	1d	1,903,659.
e	Reduction claimed for blockage or other factors reported on lines 1a and 1c (attach detailed explanation)	1e	
2	Acquisition indebtedness applicable to line 1 assets	2	NONE
3	Subtract line 2 from line 1d	3	1,903,659.
4	Cash deemed held for charitable activities. Enter 1 1/2% of line 3 (for greater amount, see instructions)	4	28,555.
5	Net value of noncharitable-use assets. Subtract line 4 from line 3. Enter here and on Part V, line 4	5	1,875,104.
6	Minimum investment return. Enter 5% of line 5	6	93,755.

Part XI Distributable Amount (see instructions) (Section 4942(j)(3) and (j)(5) private operating foundations and certain foreign organizations check here and do not complete this part.)

1	Minimum investment return from Part X, line 6	1	93,755.
2a	Tax on investment income for 2013 from Part VI, line 5	2a	1,802.
b	Income tax for 2013 (This does not include the tax from Part VI.)	2b	
c	Add lines 2a and 2b	2c	1,802.
3	Distributable amount before adjustments. Subtract line 2c from line 1	3	91,953.
4	Recoveries of amounts treated as qualifying distributions	4	NONE
5	Add lines 3 and 4	5	91,953.
6	Deduction from distributable amount (see instructions)	6	NONE
7	Distributable amount as adjusted. Subtract line 6 from line 5. Enter here and on Part XIII, line 1.	7	91,953.

Part XII Qualifying Distributions (see instructions)

1	Amounts paid (including administrative expenses) to accomplish charitable, etc., purposes:		
a	Expenses, contributions, gifts, etc - total from Part I, column (d), line 26	1a	90,970.
b	Program-related investments - total from Part IX-B	1b	
2	Amounts paid to acquire assets used (or held for use) directly in carrying out charitable, etc., purposes	2	NONE
3	Amounts set aside for specific charitable projects that satisfy the:		
a	Suitability test (prior IRS approval required)	3a	NONE
b	Cash distribution test (attach the required schedule)	3b	NONE
4	Qualifying distributions. Add lines 1a through 3b. Enter here and on Part V, line 8, and Part XIII, line 4.	4	90,970.
5	Foundations that qualify under section 4940(e) for the reduced rate of tax on net investment income. Enter 1% of Part I, line 27b (see instructions)	5	N/A
6	Adjusted qualifying distributions. Subtract line 5 from line 4	6	90,970.

Note. The amount on line 6 will be used in Part V, column (b), in subsequent years when calculating whether the foundation qualifies for the section 4940(e) reduction of tax in those years.

Part XIII Undistributed Income (see instructions)

	(a) Corpus	(b) Years prior to 2012	(c) 2012	(d) 2013
1 Distributable amount for 2013 from Part XI, line 7				91,953.
2 Undistributed income, if any, as of the end of 2013:				
a Enter amount for 2012 only			76,638.	
b Total for prior years 20 <u>11</u> , 20 <u> </u> , 20 <u> </u>		NONE		
3 Excess distributions carryover, if any, to 2013				
a From 2008	NONE			
b From 2009	NONE			
c From 2010	NONE			
d From 2011	NONE			
e From 2012	NONE			
f Total of lines 3a through e	NONE			
4 Qualifying distributions for 2013 from Part XII, line 4: ▶ \$ <u>90,970.</u>				
a Applied to 2012, but not more than line 2a			76,638.	
b Applied to undistributed income of prior years (Election required - see instructions)		NONE		
c Treated as distributions out of corpus (Election required - see instructions)	NONE			
d Applied to 2013 distributable amount				14,332.
e Remaining amount distributed out of corpus	NONE			
5 Excess distributions carryover applied to 2013 (If an amount appears in column (d), the same amount must be shown in column (a))	NONE			NONE
6 Enter the net total of each column as indicated below:				
a Corpus. Add lines 3f, 4c, and 4e Subtract line 5	NONE			
b Prior years' undistributed income Subtract line 4b from line 2b		NONE		
c Enter the amount of prior years' undistributed income for which a notice of deficiency has been issued, or on which the section 4942(a) tax has been previously assessed		NONE		
d Subtract line 6c from line 6b. Taxable amount - see instructions		NONE		
e Undistributed income for 2012. Subtract line 4a from line 2a. Taxable amount - see instructions				
f Undistributed income for 2013 Subtract lines 4d and 5 from line 1 This amount must be distributed in 2014				77,621.
7 Amounts treated as distributions out of corpus to satisfy requirements imposed by section 170(b)(1)(F) or 4942(g)(3) (see instructions)	NONE			
8 Excess distributions carryover from 2008 not applied on line 5 or line 7 (see instructions)	NONE			
9 Excess distributions carryover to 2014. Subtract lines 7 and 8 from line 6a	NONE			
10 Analysis of line 9				
a Excess from 2009	NONE			
b Excess from 2010	NONE			
c Excess from 2011	NONE			
d Excess from 2012	NONE			
e Excess from 2013	NONE			

Part XIV Private Operating Foundations (see instructions and Part VII-A, question 9) NOT APPLICABLE

1a If the foundation has received a ruling or determination letter that it is a private operating foundation, and the ruling is effective for 2013, enter the date of the ruling

b Check box to indicate whether the foundation is a private operating foundation described in section 4942(j)(3) or 4942(j)(5)

	Tax year				(e) Total
	(a) 2013	(b) 2012	(c) 2011	(d) 2010	
2a Enter the lesser of the adjusted net income from Part I or the minimum investment return from Part X for each year listed					
b 85% of line 2a					
c Qualifying distributions from Part XII, line 4 for each year listed					
d Amounts included in line 2c not used directly for active conduct of exempt activities					
e Qualifying distributions made directly for active conduct of exempt activities Subtract line 2d from line 2c					
3 Complete 3a, b, or c for the alternative test relied upon					
a "Assets" alternative test - enter					
(1) Value of all assets					
(2) Value of assets qualifying under section 4942(j)(3)(B)(i).					
b "Endowment" alternative test - enter 2/3 of minimum investment return shown in Part X, line 6 for each year listed					
c "Support" alternative test - enter					
(1) Total support other than gross investment income (interest, dividends, rents, payments on securities loans (section 512(a)(5)), or royalties)					
(2) Support from general public and 5 or more exempt organizations as provided in section 4942(j)(3)(B)(iii)					
(3) Largest amount of support from an exempt organization					
(4) Gross investment income					

Part XV Supplementary Information (Complete this part only if the foundation had \$5,000 or more in assets at any time during the year - see instructions.)

1 Information Regarding Foundation Managers:

a List any managers of the foundation who have contributed more than 2% of the total contributions received by the foundation before the close of any tax year (but only if they have contributed more than \$5,000). (See section 507(d)(2).)

N/A

b List any managers of the foundation who own 10% or more of the stock of a corporation (or an equally large portion of the ownership of a partnership or other entity) of which the foundation has a 10% or greater interest.

N/A

2 Information Regarding Contribution, Grant, Gift, Loan, Scholarship, etc., Programs:

Check here if the foundation only makes contributions to preselected charitable organizations and does not accept unsolicited requests for funds. If the foundation makes gifts, grants, etc. (see instructions) to individuals or organizations under other conditions, complete items 2a, b, c, and d.

a The name, address, and telephone number or e-mail address of the person to whom applications should be addressed:

b The form in which applications should be submitted and information and materials they should include:

c Any submission deadlines:

d Any restrictions or limitations on awards, such as by geographical areas, charitable fields, kinds of institutions, or other factors:

Part XV Supplementary Information (continued)

3 Grants and Contributions Paid During the Year or Approved for Future Payment

Recipient Name and address (home or business)	If recipient is an individual, show any relationship to any foundation manager or substantial contributor	Foundation status of recipient	Purpose of grant or contribution	Amount
a Paid during the year				
GENESIS HEALTHCARE FOUNDATION ATTN: PAUL MCCL 1135 MAPLE AVENUE ZANESVILLE OH 43701-1407	NONE	PC	GENERAL OPERATING FUND	20,547.
HELEN PURCELL HOME ATTN: MELISSA BEST 1854 NORWOOD BLVD ZANESVILLE OH 43701-2340	NONE	PC	GENERAL OPERATING FUND	20,547.
FIRST BAPTIST CHURCH ATTN: PASTOR JOE SEESE 105 S. SIXTH STREET ZANESVILLE OH 43701-3608	NONE	PC	GENERAL OPERATING FUND	20,547.
WOMEN'S BENEVOLENT SOC. TANYA P. STURTZ 1820 ASPEN DRIVE ZANESVILLE OH 43701	NONE	PC	GENERAL OPERATING FUND	20,547.
Total				3a 82,188.
b Approved for future payment				
Total				3b

FORM 990PF, PART I - DIVIDENDS AND INTEREST FROM SECURITIES

DESCRIPTION	REVENUE AND EXPENSES PER BOOKS	NET INVESTMENT INCOME
AT&T INC	324.	324.
AMERICAN CENTURY HERITAGE FUND - INVESTO	112.	112.
AMERICAN EXPRESS COMPANY	194.	194.
ANADARKO PETE	93.	93.
AUTOMATIC DATA PROCESSING	574.	574.
BALL CORP W/1 RT/SH	140.	140.
BAXTER INTERNATIONAL INC	470.	470.
BLACKROCK INFLATION PROTECTED BOND PORT	634.	634.
BRISTOL-MYERS SQUIBB CO	546.	546.
BROADCOM CORP	160.	160.
CVS CORP	214.	214.
CANADIAN NATL RAILWAY COM	190.	190.
CARDINAL HEALTH INC	329.	329.
CENTURYTEL INC	529.	529.
CHEVRONTEXACO CORP	410.	410.
CHEVRON CORPORATION 2.427% 06/24/2020-20	98.	98.
CHUBB CORP	320.	320.
CHURCH & DWIGHT CO INC	249.	249.
COHEN AND STEERS INSTITUTIONAL REALTY SH	822.	822.
E.M.C. CORP	145.	145.
EMERSON ELECTRIC CO 2%	319.	319.
EXXON MOBIL CORP COM	332.	332.
FIDELITY LOW-PRICED STOCK #316	190.	190.
FRANKLIN RES INC	104.	104.
GENERAL DYNAMICS CORP	227.	227.
GENERAL MILLS INC	371.	371.
HUNTINGTON INTL EQUITY FUND IV	1,220.	1,220.
HUNTINGTON DISCIPLINED EQUITY FD TR III	970.	970.
HUNTINGTON SITUS FUND III	254.	254.
ILLINOIS TOOL WORKS INC COM	283.	283.
INTERNATIONAL BUSINESS MACHINES CORP	370.	370.
JANUS PERKINS MID CAP VALUE FUND - CLASS	901.	901.
BLE892 L734 05/08/2014 05:59:04		

FORM 990PF, PART I - DIVIDENDS AND INTEREST FROM SECURITIES
 =====

DESCRIPTION	REVENUE AND EXPENSES PER BOOKS	NET INVESTMENT INCOME
-----	-----	-----
JOHNSON CONTROLS INC	147.	147.
ESTEE LAUDER COMPANY	152.	152.
LOWES COMPANIES INC	160.	160.
MATTEL INC	396.	
MCDONALDS CORP	312.	312.
MERCK & CO INC	593.	593.
METLIFE INC	56.	56.
HUNTINGTON CONSERVATIVE DEPOSIT ACCOUNT	38.	38.
NEXTERA ENERGY INC	317.	317.
NIKE INC CL B	106.	106.
OCCIDENTAL PETROLEUM CORP	250.	250.
ORACLE CORP	140.	140.
OPPENHEIMER DEVELOPING MARKET FUND - CLA	132.	132.
PIMCO TOTAL RETURN FUND - CLASS A	8,440.	8,440.
PEPSICO INC ^{2%}	362.	362.
PRAXAIR INC	252.	252.
PRUDENTIAL FINL INC	389.	389.
ROYCE SPECIAL EQUITY FUND	477.	477.
SCHLUMBERGER LTD.	188.	188.
SEMPRA ENERGY CORP	286.	286.
STATE STREET CORP	299.	299.
TCW EMERGING MARKETS INCOME FUND - CLASS	893.	776.
TJX COMPANIES INC W/1 RT/SH	107.	107.
TEMPLETON GLOBAL BOND FUND CLASS A	4,929.	4,929.
TEXAS INSTRUMENTS INC.	519.	519.
THORNBURG INTERNATIONAL VALUE - I SHARES	1,485.	1,485.
3M CO COM	229.	229.
TRAVELERS COS INC	343.	343.
UNITEDHEALTH GROUP INC	263.	263.
VALERO ENERGY	332.	332.
ACCENTURE PLC CL A	444.	444.
	-----	-----
	35,130.	34,457.
	=====	=====

WILLIAM T. PERRY CHARITABLE TRUST

31-6018719

FORM 990PF, PART I - ACCOUNTING FEES

DESCRIPTION	REVENUE AND EXPENSES PER BOOKS	NET INVESTMENT INCOME	ADJUSTED NET INCOME	CHARITABLE PURPOSES
TAX PREPARATION FEE (NON-ALLOC)	550.	275.		275.
TOTALS	550.	275.	NONE	275.

FORM 990PF, PART I - TAXES
=====

DESCRIPTION	REVENUE AND EXPENSES PER BOOKS	NET INVESTMENT INCOME	CHARITABLE PURPOSES
FOREIGN TAXES	28.	28.	
OTHER TAXES	200.		200.
FEDERAL TAX PAYMENT - PRIOR YE	414.		
FEDERAL ESTIMATES - PRINCIPAL	1,700.		
FOREIGN TAXES ON QUALIFIED FOR	425.	425.	
FOREIGN TAXES ON NONQUALIFIED	94.	94.	
TOTALS	2,861.	547.	200.

FORM 990PF, PART VIII - LIST OF OFFICERS, DIRECTORS, AND TRUSTEES
=====

OFFICER NAME:

HUNTINGTON NATIONAL BANK

ADDRESS:

422 MAIN ST
ZANESVILLE, OH 43702

TITLE:

TRUSTEE

AVERAGE HOURS PER WEEK DEVOTED TO POSITION: 2

COMPENSATION 16,613.

COMPENSATION EXPLANATION:

TRUSTEE FEES

TOTAL COMPENSATION: 16,613.

=====

HUNTINGTON NATIONAL BANK
 422 MAIN STREET
 ZANESVILLE, OH 43701

Huntington Wealth Advisors

DECEMBER 01, 2013 TO DECEMBER 31, 2013

ACCOUNT NAME: WILLIAM T PERRY
 ACCOUNT NUMBER: ██████████

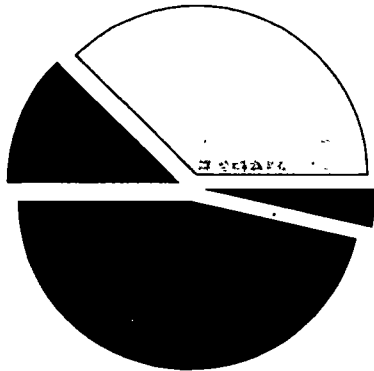


JEFF MASLANICH
 THOMSON REUTERS
 24481 S DETROIT ROAD SUITE 400
 WESTLAKE, OH 44145

ADMINISTRATOR: James Trifelos
 740-588-6750
JAMES.TRIFELOS
@HUNTINGTON.COM

INVESTMENT OFFICER: CHAD TOM
 740-588-6735
 CHAD.TOM@HUNTINGTON.COM

ASSET ALLOCATION SUMMARY



	MARKET VALUE	PERCENT
EQUITY INVESTMENTS	742,440.22	37.6%
FIXED INCOME	246,869.00	12.5%
MUTUAL FUNDS	916,221.39	46.3%
SHORT TERM INVESTMENTS	70,788.13	3.6%
Total	1,976,318.74	100.0%

ACCOUNT SUMMARY

	THIS PERIOD	YEAR TO DATE
BEGINNING MARKET VALUE	1,979,067.47	1,802,273.46
DIVIDENDS/INTEREST	6,721.48	32,903.52
OTHER CASH RECEIPTS	3,502.14	18,578.06
DISBURSEMENTS AND FEES	38,607.06-	120,593.41-
RECEIPTS/DISTRIBUTIONS IN KIND	0.00	0.14
REALIZED GAIN/LOSS	36,224.85	66,780.09
CHANGE IN MARKET VALUE	10,590.14-	176,376.88
ENDING MARKET VALUE	1,976,318.74	1,976,318.74

FOR YOUR INFORMATION

DECEMBER 01, 2013 TO DECEMBER 31, 2013

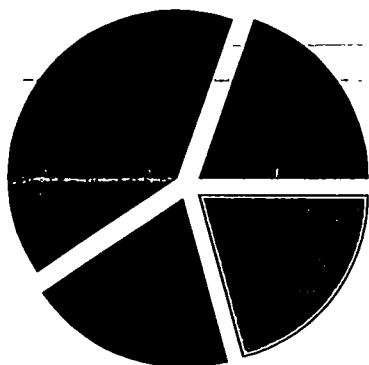
ACCOUNT NAME: WILLIAM T PERRY

ACCOUNT NUMBER: ██████████

PORTFOLIO DETAIL

DESCRIPTION	TOTAL MARKET/ TOTAL COST	MARKET PRICE/ COST PRICE	EST ANNUAL INCOME/ ACCRUED INC	CURRENT YIELD
SHORT TERM INVESTMENTS				
MONEY MARKET FUNDS				
608993853 HUNTINGTON CONSERVATIVE DEPOSIT ACCOUNT	70,788.13	1.00	35.39	0.05
	70,788.13	1.00	2.95	
** TOTAL MONEY MARKET FUNDS	SUB-TOTAL		35.39	0.05
	70,788.13		2.95	
* TOTAL SHORT TERM INVESTMENTS			35.39	0.05
	70,788.13		2.95	

BOND QUALITY SUMMARY



S & P QUALITY RATING	MARKET VALUE	PERCENT
AA	48,653.00	19.7%
AA-	98,125.50	39.8%
A-	48,749.50	19.7%
BBB	51,341.00	20.8%
Total	246,869.00	100.0%

BOND MATURITY SUMMARY



YEARS TO MATURITY	PAR VALUE	PERCENT
3-5 YEARS	100,000.00	40.0%
5-10 YEARS	150,000.00	60.0%
Total	250,000.00	100.0%

AVERAGE TIME TO MATURITY: 5.3 YEARS

CURRENT YIELD: 2.24%

DECEMBER 01, 2013 TO DECEMBER 31, 2013

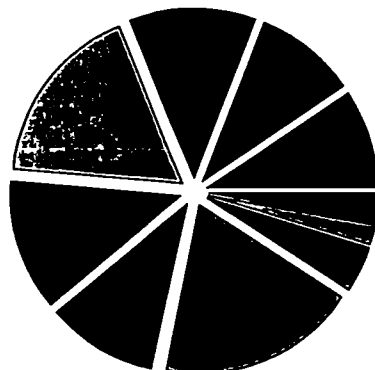
ACCOUNT NAME: WILLIAM T PERRY

ACCOUNT NUMBER: [REDACTED]

PORTFOLIO DETAIL (CONTINUED)

DESCRIPTION	RATING	PAR VALUE	TOTAL MARKET/ TOTAL COST	MARKET PRICE/ COST PRICE	EST ANNUAL INCOME/ ACCRUED INC	YIELD CURRENT/ MATURITY
FIXED INCOME						
CORPORATE OBLIGATIONS						
CORPORATE BONDS						
053332AL6 AUTOZONE INC 4% 11/15/2020-2020	BBB	50,000.000	51,341.00 51,777.50	102.68 103.56	2,000.00 255.56	3.90 3.56
166/64AG5 CHEVRON CORPORATION 2 427% 06/24/2020-2020	AA	50,000.000	48,653.00 49,813.50	97.31 99.63	1,213.50 23.60	2.49 2.89
459200HE4 IBM CORP 1.875% 05/15/2019	AA-	50,000.000	49,041.50 49,522.50	98.08 99.05	937.50 119.79	1.91 2.26
89233P6S0 TOYOTA MOTOR CREDIT CORP SERIES MTN 1 25% 10/05/2017	AA-	50,000.000	49,084.00 49,715.00	98.17 99.43	625.00 149.31	1.27 1.76
*** TOTAL CORPORATE BONDS			SUB-TOTAL 198,119.50 200,828.50		4,776.00 548.26	2.41
** TOTAL CORPORATE OBLIGATIONS			SUB-TOTAL 198,119.50 200,828.50		4,776.00 548.26	2.41
CORPORATE OBLIGATIONS-FOREIGN						
CORPORATE BONDS - FOREIGN						
92857WBE9 VODAFONE GROUP PLC 1.5% 02/19/2018	A-	50,000.000	48,749.50 49,249.50	97.50 98.50	750.00 275.00	1.54 2.14
*** TOTAL CORPORATE BONDS - FOREIGN			SUB-TOTAL 48,749.50 49,249.50		750.00 275.00	1.54
** TOTAL CORPORATE OBLIGATIONS-FOREIGN			SUB-TOTAL 48,749.50 49,249.50		750.00 275.00	1.54
* TOTAL FIXED INCOME			246,869.00 250,078.00		5,526.00 823.26	2.24

EQUITY DIVERSIFICATION SUMMARY



INDUSTRY CODE	MARKET VALUE	PERCENT
CONSUMER DISCRETIONARY	69,764.20	9.4%
CONSUMER STAPLES	71,970.80	9.7%
ENERGY	89,309.20	12.0%
FINANCIALS	130,399.25	17.6%
HEALTH CARE	93,249.10	12.6%
INDUSTRIALS	78,816.85	10.6%
INFORMATION TECHNOLOGY	140,917.92	19.0%
MATERIALS	32,010.05	4.3%
TELECOMMUNICATION SERVICES	15,406.05	2.1%
UTILITIES	20,596.80	2.7%
Total	742,440.22	100.0%

DECEMBER 01, 2013 TO DECEMBER 31, 2013

ACCOUNT NAME: WILLIAM T PERRY

ACCOUNT NUMBER: [REDACTED]

PORTFOLIO DETAIL (CONTINUED)

DESCRIPTION	TICKER	SHARES	TOTAL MARKET/ TOTAL COST	MARKET PRICE/ COST PRICE	EST ANNUAL INCOME/ ACCRUED INC	CURRENT YIELD
EQUITY INVESTMENTS						
CONSUMER DISCRETIONARY						
478366107 JOHNSON CTLS INC	JCI	205 000	10,516 50 3,158 25	51 30 15 41	180 40 45 10	1 72
548661107 LOWES COMPANIES INC	LOW	235 000	11,644 25 5,644 68	49 55 24 02	169 20	1 45
577081102 MATTEL INC	MAT	250 000	11,895 00 7,007 24	47 58 28 03	360 00	3.03
580135101 MCDONALDS CORP	MCD	90.000	8,732.70 5,810 00	97 03 64 56	291 60	3 34
654106103 NIKE INC CL B	NKE	185.000	14,548.40 6,783 35	78.64 36 67	177 60 44.40	1.22
872540109 TJX COMPANIES INC	TJX	195 000	12,427.35 7,955.81	63.73 40 80	113.10	0 91
** TOTAL CONSUMER DISCRETIONARY		SUB-TOTAL	69,764.20 36,359.33		1,291.90 89.50	1.85
CONSUMER STAPLES						
126650100 CVS CAREMARK CORP	CVS	245 000	17,534.65 11,333.54	71 57 46.26	269 50	1.54
171340102 CHURCH & DWIGHT CO INC W/1 RT/SH	CHD	245 000	16,238.60 10,415.83	66.28 42.51	274.40	1.69
370334104 GENERAL MILLS INC	GIS	215.000	10,730 65 6,245 75	49.91 29 05	326.80	3 05
518439104 ESTEE LAUDER CO INC	EL	205.000	15,440 60 12,003 59	75 32 58 55	164 00	1 06
713448108 PEPSICO INC	PEP	145.000	12,026.30 8,598.50	82 94 59.30	329.15 82.29	2 74
** TOTAL CONSUMER STAPLES		SUB-TOTAL	71,970.80 48,597.21		1,363.85 82.29	1.90
ENERGY						
032511107 ANADARKO PETROLEUM CORP W/1 RT/SH	APC	180.000	14,277.60 15,118.44	79 32 83.99	129.60	0 91

DECEMBER 01, 2013 TO DECEMBER 31, 2013

ACCOUNT NAME: WILLIAM T. PERRY
 ACCOUNT NUMBER: [REDACTED]

PORTFOLIO DETAIL (CONTINUED)

DESCRIPTION	TICKER	SHARES	TOTAL MARKET/ TOTAL COST	MARKET PRICE/ COST PRICE	EST ANNUAL INCOME/ ACCRUED INC	CURRENT YIELD
ENERGY						
166764100 CHEVRON CORPORATION	CVX	105 000	13,115 55 10,458 48	124 91 99 60	420 00	3 20
30231G102 EXXON MOBIL CORP	XOM	135 000	13,662 00 9,331 05	101.20 69.12	340.20	2.49
674599105 OCCIDENTAL PETROLEUM CORP	OXY	130 000	12,363.00 8,497 38	95.10 65.36	332.80 83 20	2 69
806857108 SCHLUMBERGER LTD	SLB	155.000	13,967 05 10,916 62	90.11 70.43	193 75 48 44	1 39
91913Y100 VALERO ENERGY CORP	VLO	435 000	21,924.00 11,449 50	50.40 26.32	391 50	1.79
** TOTAL ENERGY		SUB-TOTAL	89,309.20 65,771.47		1,807.85 131.64	2.02
FINANCIALS						
025816109 AMERICAN EXPRESS	AXP	220.000	19,960.60 12,550.89	90.73 57.05	202.40	1.01
171232101 CHUBB CORP W/1 RT/SH	CB	180.000	17,393.40 8,914.17	96.63 49.52	316 80 79.20	1.82
354613101 FRANKLIN RES INC	BEN	405.000	23,380 65 16,931.49	57.73 41.81	194 40 48.60	0.83
59156R108 METLIFE INC	MET	205.000	11,053 60 9,360 28	53.92 45.66	225.50	2.04
744320102 PRUDENTIAL FINANCIAL INC	PRU	225 000	20,749.50 11,823 38	92.22 52.55	477.00	2 30
857477103 STATE STREET CORP	STT	300.000	22,017.00 13,344 20	73.39 44.48	312.00 78 00	1 42
89417E109 TRAVELERS COS INC	TRV	175.000	15,844.50 7,986 16	90.54 45.64	350 00	2.21
** TOTAL FINANCIALS		SUB-TOTAL	130,399.25 80,910.57		2,078.10 205.80	1.59
HEALTH CARE						

DECEMBER 01, 2013 TO DECEMBER 31, 2013

ACCOUNT NAME: WILLIAM T PERRY

ACCOUNT NUMBER: [REDACTED]

PORTFOLIO DETAIL (CONTINUED)

DESCRIPTION	TICKER	SHARES	TOTAL MARKET/ TOTAL COST	MARKET PRICE/ COST PRICE	EST ANNUAL INCOME/ ACCRUED INC	CURRENT YIELD
HEALTH CARE						
071813109 BAXTER INTERNATIONAL INC W/1 RT/SH	BAX	250.000	17,387.50 13,395.18	69.55 53.58	490.00 122.50	2.82
110122108 BRISTOL-MYERS SQUIBB CO	BMJ	390.000	20,728.50 10,669.16	53.15 27.36	561.60 140.40	2.71
14149Y108 CARDINAL HEALTH INC	CAH	285.000	19,040.85 11,917.70	66.81 41.82	344.85 86.21	1.81
58933Y105 MERCK & CO INC	MRK	345.000	17,267.25 11,380.95	50.05 32.99	607.20 151.80	3.52
91324P102 UNITEDHEALTH GROUP INC	UNH	250.000	18,825.00 14,062.28	75.30 56.25	280.00	1.49
** TOTAL HEALTH CARE			SUB- TOTAL			
			93,249.10 61,425.27		2,283.65 500.91	2.45
INDUSTRIALS						
136375102 CANADIAN NATL RAILWAY COM	CNI	230.000	13,114.60 5,633.85	57.02 24.50	192.28	1.47
291011104 EMERSON ELECTRIC CO	EMR	285.000	20,001.30 13,723.74	70.18 48.15	490.20	2.45
369550108 GENERAL DYNAMICS CORP	GD	135.000	12,899.25 7,863.09	95.55 58.25	302.40	2.34
452308109 ILLINOIS TOOL WORKS	ITW	240.000	20,179.20 13,187.85	84.08 54.95	403.20 100.80	2.00
88579Y101 3M COMPANY	MMM	90.000	12,622.50 7,084.80	140.25 78.72	307.80	2.44
** TOTAL INDUSTRIALS			SUB- TOTAL			
			78,816.85 47,493.33		1,695.88 100.80	2.15
INFORMATION TECHNOLOGY						
053015103 AUTOMATIC DATA PROCESSING	ADP	330.000	26,663.67 17,796.58	80.80 53.93	633.60 158.40	2.38
268648102 EMC CORP/MASS	EMC	725.000	18,233.75 13,393.74	25.15 18.47	290.00	1.59

DECEMBER 01, 2013 TO DECEMBER 31, 2013

ACCOUNT NAME: WILLIAM T. PERRY
 ACCOUNT NUMBER: [REDACTED]

PORTFOLIO DETAIL (CONTINUED)

DESCRIPTION	TICKER	SHARES	TOTAL MARKET/ TOTAL COST	MARKET PRICE/ COST PRICE	EST ANNUAL INCOME/ ACCRUED INC	CURRENT YIELD
INFORMATION TECHNOLOGY						
278642103 EBAY INC	EBAY	230.000	12,618.95 11,679.40	54.87 50.78		
459200101 IBM CORP	IBM	100.000	18,757.00 17,306.60	187.57 173.07	380.00	2.03
68389X105 ORACLE CORPORATION FORMERLY ORACLE SYS CORP W/1 RT/SH	ORCL	585.000	22,382.10 12,606.30	38.26 21.55	280.80	1.25
882508104 TEXAS INSTRUMENTS INC	TXN	485.000	21,296.35 14,074.90	43.91 29.02	582.00	2.73
G1151C101 ACCENTURE PLC CL A	ACN	255.000	20,966.10 9,358.20	82.22 36.70	474.30	2.26
** TOTAL INFORMATION TECHNOLOGY		SUB-TOTAL	140,917.92 96,215.72		2,640.70 158.40	1.87
MATERIALS						
058498106 BALL CORP W/1 PFD STK PUR RT/SH	BLL	305.000	15,756.30 9,225.60	51.66 30.25	158.60	1.01
74005P104 PRAXAIR INC	PX	125.000	16,253.75 10,369.72	130.03 82.96	300.00	1.85
** TOTAL MATERIALS		SUB-TOTAL	32,010.05 19,595.32		458.60 0.00	1.43
TELECOMMUNICATION SERVICES						
00206R102 AT&T INC	T	180.000	6,328.80 4,917.74	35.16 27.32	331.20	5.23
156700106 CENTURYLINK INC	CTL	285.000	9,077.25 10,121.18	31.85 35.51	615.60	6.78
** TOTAL TELECOMMUNICATION SERVICES		SUB-TOTAL	15,406.05 15,038.92		946.80 0.00	6.15
UTILITIES						
65339F101 NEXTERA ENERGY INC	NEE	120.000	10,274.40 5,342.77	85.62 44.52	316.80	3.08
816851109 SEMPRA ENERGY	SRE	115.000	10,322.40 5,951.61	89.76 51.75	289.80 72.45	2.81
** TOTAL UTILITIES		SUB-TOTAL	20,596.80 11,294.38		606.60 72.45	2.95
* TOTAL EQUITY INVESTMENTS			742,440.22 482,701.52		15,173.93 1,341.79	2.04

DECEMBER 01, 2013 TO DECEMBER 31, 2013

ACCOUNT NAME: WILLIAM T PERRY

ACCOUNT NUMBER: [REDACTED]

PORTFOLIO DETAIL (CONTINUED)

DESCRIPTION	TICKER	SHARES	TOTAL MARKET/ TOTAL COST	MARKET PRICE/ COST PRICE	EST ANNUAL INCOME/ ACCRUED INC	CURRENT YIELD
MUTUAL FUNDS						
MUTUAL FUNDS-FIXED INCOME						
693390445 PIMCO TOTAL RETURN FUND - CLASS A	PTTAX	9,697 542	103,666 72 101,565 43	10.69 10 47	2,259 53 188 29	2.18
87234N765 TCW EMERGING MARKETS INCOME FUND - CLASS I	TGEIX	3,431 364	28,823 46 28,893 13	8.40 8.42	1,681.37	5 83
880208103 FRANKLIN TEMPLETON GLOBAL BOND FUND - CLASS A	TPINX	8,411 094	110,521 78 95,648 26	13 14 11 37	4,037 33	3.65
** TOTAL MUTUAL FUNDS-FIXED INCOME		SUB- TOTAL	243,011.96 226,106.82		7,978.23 188.29	3.28
MUTUAL FUNDS-EQUITY						
025083791 AMERICAN CENTURY HERITAGE FUND - INVESTORS CLASS	TWHIX	1,285.997	32,767 20 16,496 26	25.48 12.83	165 89	0.51
04314H881 ARTISAN INTERNATIONAL VALUE FUND - INVESTOR CLASS	ARTKX	902 526	33,185.88 32,039.68	36 77 35 50	833.03	2 51
19247U106 COHEN AND STEERS INSTITUTIONAL REALTY SHARES	CSRIX	1,318.575	53,758 30 55,904.61	40.77 42 40	1,464.94	2.73
316345305 FIDELITY LOW PRICED STOCK FUND	FLPSX	592 261	29,293 23 29,266 39	49.46 49.41	229 80	0.78
444998405 HUNTINGTON INTERNATIONAL EQUITY FUND IV	HIF4	7,563 837	100,447 76 60,646 69	13.28 8.02	1,429 57	1 42
44632P934 HUNTINGTON DISCIPLINED EQUITY FD TR III	HDE3	9,210 618	101,132.59 89,511.94	10.98 9.72	967.11	0.96
446990301 HUNTINGTON SITUS FUND III	HSSF3	1,652 093	47,497 67 17,755 98	28.75 10.75	13.22	0.03
471023598 JANUS PERKINS MID CAP VALUE FUND - CLASS T	JMCVX	1,416 733	33,109 05 22,381 08	23 37 15 80	498 69	1.51
683974109 OPPENHEIMER DEVELOPING MARKET FUND - CLASS A	ODMAX	1,727 478	65,678 71 45,837.72	38 02 26 53	62 19	0 09
780905782 ROYCE SPECIAL EQUITY FUND	RYSEX	1,916 514	47,951 18 27,002 53	25 02 14 09	57.50	0 12

DECEMBER 01, 2013 TO DECEMBER 31, 2013

ACCOUNT NAME: WILLIAM T. PERRY
 ACCOUNT NUMBER: ██████████

PORTFOLIO DETAIL (CONTINUED)

DESCRIPTION	TICKER	SHARES	TOTAL MARKET/ TOTAL COST	MARKET PRICE/ COST PRICE	EST ANNUAL INCOME/ ACCRUED INC	CURRENT YIELD
MUTUAL FUNDS-EQUITY						
885215566 THORNBURG INTERNATIONAL VALUE - I SHARES	TGVIX	4,004 612	128,387 86 100,899 62	32 06 25 20	1,641 89	1 28
** TOTAL MUTUAL FUNDS-EQUITY		SUB-TOTAL	673,209.43 497,742.50		7,363.83 0.00	1.09
* TOTAL MUTUAL FUNDS			916,221.39 723,849.32		15,342.06 188.29	1.67
CASH						
CASH			0 00			
* TOTAL CASH			0.00 0.00		0.00 0.00	0.00
GRAND TOTAL ASSETS			1,976,318.74 1,527,416.97		36,077.38 2,356.29	1.83

DECEMBER 01, 2013 TO DECEMBER 31, 2013

ACCOUNT NAME: WILLIAM T. PERRY

ACCOUNT NUMBER: [REDACTED]

TRANSACTION SUMMARY

	CURRENT PERIOD			YEAR TO DATE		
	PRINCIPAL CASH	INCOME CASH	COST	PRINCIPAL CASH	INCOME CASH	COST
BEGINNING BALANCE	564,008.33	564,008.33	1,519,575.56	519,857.96	518,698.50	1,528,589.25
RECEIPTS						
INTEREST		606.75			253.97	
DIVIDENDS	18,594.60	6,355.94		18,638.77	33,398.70	
OTHER RECEIPTS	3,502.14			18,578.06		
TOTAL RECEIPTS	22,096.74	6,962.69	0.00	37,216.83	33,144.73	0.00
DISBURSEMENTS						
CASH DISTRIBUTIONS	33,653.56	6.98		34,449.56	48,838.49	
FEES	722.19	722.19		8,306.67	8,306.63	
OTHER DISBURSEMENTS		3,502.14		2,114.00	18,578.06	
TOTAL DISBURSEMENTS	34,375.75	4,231.31	0.00	44,870.23	75,723.18	0.00
ASSETS PURCHASED						
BUYS	80,940.27		80,940.27	621,473.28		621,473.28
TOTAL ASSETS PURCHASED	80,940.27	0.00	80,940.27	621,473.28	0.00	621,473.28
ASSETS SOLD/MATURED						
SALES	60,591.49		43,202.45	727,924.35		680,024.24
TOTAL ASSETS SOLD/MATURED	60,591.49	0.00	43,202.45	727,924.35	0.00	680,024.24
CASH MANAGEMENT						
DEPOSITS				57,378.68		57,378.68
WITHDRAWALS	29,896.41		29,896.41			
TOTAL CASH MANAGEMENT	29,896.41	0.00	29,896.41	57,378.68	0.00	57,378.68
ENDING BALANCE	561,276.95	561,276.95	1,527,416.97	561,276.95	561,276.95	1,527,416.97