



See a Social Security Number? Say Something!  
Report Privacy Problems to <https://public.resource.org/privacy>  
Or call the IRS Identity Theft Hotline at 1-800-908-4490



Form **990-PF****Return of Private Foundation**

or Section 4947(a)(1) Trust Treated as Private Foundation

OMB No 1545-0052

**2013**Department of the Treasury  
Internal Revenue Service

Do not enter Social Security numbers on this form as it may be made public.  
Information about Form 990-PF and its separate instructions is at [www.irs.gov/form990pf](http://www.irs.gov/form990pf).

Open to Public Inspection

For calendar year 2013 or tax year beginning

, and ending

Name of foundation <b>BOWSER, THE BOOHER FOUNDATION</b>			A Employer identification number <b>31-0979401</b>	
Number and street (or P.O. box number if mail is not delivered to street address) Room/suite <b>Wells Fargo Bank N.A. Trust Tax Dept - 1 W 4th St 4th Floor MAC D4000-041</b>			B Telephone number (see instructions) <b>(888) 730-4933</b>	
City or town <b>Winston Salem</b>	State <b>NC</b>	ZIP code <b>27101-3818</b>		
Foreign country name		Foreign province/state/county	Foreign postal code	
<b>G</b> Check all that apply: <input type="checkbox"/> Initial return <input type="checkbox"/> Initial return of a former public charity <input type="checkbox"/> Final return <input checked="" type="checkbox"/> Amended return <input checked="" type="checkbox"/> Address change <input type="checkbox"/> Name change			<b>C</b> If exemption application is pending, check here <input type="checkbox"/> <b>D</b> 1. Foreign organizations, check here <input type="checkbox"/> 2. Foreign organizations meeting the 85% test, check here and attach computation <input type="checkbox"/> <b>E</b> If private foundation status was terminated under section 507(b)(1)(A), check here <input type="checkbox"/> <b>F</b> If the foundation is in a 60-month termination under section 507(b)(1)(B), check here <input type="checkbox"/>	
<b>H</b> Check type of organization: <input checked="" type="checkbox"/> Section 501(c)(3) exempt private foundation <input type="checkbox"/> Section 4947(a)(1) nonexempt charitable trust <input type="checkbox"/> Other taxable private foundation				
<b>I</b> Fair market value of all assets at end of year (from Part II, col. (c), line 16) <b>\$ 1,880,061</b>		<b>J</b> Accounting method: <input checked="" type="checkbox"/> Cash <input type="checkbox"/> Accrual <input type="checkbox"/> Other (specify) _____ (Part I, column (d) must be on cash basis)		

Part I Analysis of Revenue and Expenses (The total of amounts in columns (b), (c), and (d) may not necessarily equal the amounts in column (a) (see instructions))		(a) Revenue and expenses per books	(b) Net investment income	(c) Adjusted net income	(d) Disbursements for charitable purposes (cash basis only)
Revenue	1 Contributions, gifts, grants, etc., received (attach schedule)				
	2 Check <input checked="" type="checkbox"/> if the foundation is not required to attach Sch. B				
	3 Interest on savings and temporary cash investments				
	4 Dividends and interest from securities	36,632	35,681		
	5a Gross rents				
	b Net rental income or (loss)				
	6a Net gain or (loss) from sale of assets not on line 10	53,871			
	b Gross sales price for all assets on line 6a <b>762,488</b>				
	7 Capital gain net income (from Part IV, line 2)		53,871		
	8 Net short-term capital gain				
	9 Income modifications				
	10a Gross sales less returns and allowances				
b Less: Cost of goods sold					
c Gross profit or (loss) (attach schedule)					
11 Other income (attach schedule)					
12 Total. Add lines 1 through 11	90,503	89,552	0		
Operating and Administrative Expenses	13 Compensation of officers, directors, trustees, etc.	19,455	14,591		4,864
	14 Other employee salaries and wages				
	15 Pension plans, employee benefits				
	16a Legal fees (attach schedule)				
	b Accounting fees (attach schedule)	1,036			1,036
	c Other professional fees (attach schedule)				
	17 Interest				
	18 Taxes (attach schedule) (see instructions)	1,840	1,017		
	19 Depreciation (attach schedule) and depletion				
	20 Occupancy				
	21 Travel, conferences, and meetings				
	22 Printing and publications				
	23 Other expenses (attach schedule)	625	8		617
	24 Total operating and administrative expenses. Add lines 13 through 23	22,956	15,616	0	6,517
	25 Contributions, gifts, grants paid	78,167			78,167
26 Total expenses and disbursements. Add lines 24 and 25	101,123	15,616	0	84,684	
27 Subtract line 26 from line 12:					
a Excess of revenue over expenses and disbursements	-10,620				
b Net investment income (if negative, enter -0-)		73,936			
c Adjusted net income (if negative, enter -0-)			0		

For Paperwork Reduction Act Notice, see instructions.

Form **990-PF** (2013)

HTA

SCANNED MAY 06 2014  
 ENVELOPE POSTMARK DATE APR 22 2014

RECEIVED  
 APR 25 2014  
 OGDEN, UT

<b>Part II Balance Sheets</b>		Attached schedules and amounts in the description column should be for end-of-year amounts only (See instructions.)		
		Beginning of year	End of year	
		(a) Book Value	(b) Book Value	(c) Fair Market Value
<b>Assets</b>	1 Cash—non-interest-bearing . . . . .	872	5,560	5,560
	2 Savings and temporary cash investments . . . . .	45,572	39,709	39,709
	3 Accounts receivable ▶ . . . . .			
	Less: allowance for doubtful accounts ▶ . . . . .			
	4 Pledges receivable ▶ . . . . .			
	Less: allowance for doubtful accounts ▶ . . . . .			
	5 Grants receivable . . . . .			
	6 Receivables due from officers, directors, trustees, and other disqualified persons (attach schedule) (see instructions) . . . . .			
	7 Other notes and loans receivable (attach schedule) ▶ . . . . .			
	Less: allowance for doubtful accounts ▶ . . . . .			
	8 Inventories for sale or use . . . . .			
	9 Prepaid expenses and deferred charges . . . . .			
	10a Investments—U.S. and state government obligations (attach schedule)			
	b Investments—corporate stock (attach schedule) . . . . .			
	c Investments—corporate bonds (attach schedule) . . . . .			
	11 Investments—land, buildings, and equipment: basis ▶ . . . . .			
Less: accumulated depreciation (attach schedule) ▶ . . . . .				
12 Investments—mortgage loans . . . . .				
13 Investments—other (attach schedule) . . . . .	1,573,737	1,565,037	1,834,796	
14 Land, buildings, and equipment: basis ▶ . . . . .				
Less: accumulated depreciation (attach schedule) ▶ . . . . .				
15 Other assets (describe ▶ . . . . .)				
16 <b>Total assets</b> (to be completed by all filers—see the instructions. Also, see page 1, item I) . . . . .	1,620,181	1,610,306	1,880,065	
<b>Liabilities</b>	17 Accounts payable and accrued expenses . . . . .			
	18 Grants payable . . . . .			
	19 Deferred revenue . . . . .			
	20 Loans from officers, directors, trustees, and other disqualified persons			
	21 Mortgages and other notes payable (attach schedule) . . . . .			
	22 Other liabilities (describe ▶ . . . . .)			
	23 <b>Total liabilities</b> (add lines 17 through 22) . . . . .	0	0	
<b>Net Assets or Fund Balances</b>	<b>Foundations that follow SFAS 117, check here</b> ▶ <input type="checkbox"/>			
	24 Unrestricted . . . . .			
	25 Temporarily restricted . . . . .			
	26 Permanently restricted . . . . .			
	<b>Foundations that do not follow SFAS 117, check here</b> ▶ <input checked="" type="checkbox"/>			
	27 Capital stock, trust principal, or current funds . . . . .	1,620,181	1,610,306	
	28 Paid-in or capital surplus, or land, bldg., and equipment fund			
	29 Retained earnings, accumulated income, endowment, or other funds			
	30 <b>Total net assets or fund balances</b> (see instructions) . . . . .	1,620,181	1,610,306	
31 <b>Total liabilities and net assets/fund balances</b> (see instructions) . . . . .	1,620,181	1,610,306		

**Part III Analysis of Changes in Net Assets or Fund Balances**

1 Total net assets or fund balances at beginning of year—Part II, column (a), line 30 (must agree with end-of-year figure reported on prior year's return) . . . . .	1	1,620,181
2 Enter amount from Part I, line 27a . . . . .	2	-10,620
3 Other increases not included in line 2 (itemize) ▶ <b>MUTUAL FUND &amp; CTF INCOME ADDITIONS</b> . . . . .	3	6,103
4 Add lines 1, 2, and 3 . . . . .	4	1,615,664
5 Decreases not included in line 2 (itemize) ▶ <b>See Attached Statement</b> . . . . .	5	5,358
6 Total net assets or fund balances at end of year (line 4 minus line 5)—Part II, column (b), line 30 . . . . .	6	1,610,306

**Part IV Capital Gains and Losses for Tax on Investment Income**

(a) List and describe the kind(s) of property sold (e.g., real estate, 2-story brick warehouse, or common stock, 200 shs. MLC Co.)		(b) How acquired P—Purchase D—Donation	(c) Date acquired (mo., day, yr.)	(d) Date sold (mo., day, yr.)
<b>1a Capital Gains Distributions</b>				
<b>b SEE ATTACHED</b>				
<b>c</b>				
<b>d</b>				
<b>e</b>				
(e) Gross sales price	(f) Depreciation allowed (or allowable)	(g) Cost or other basis plus expense of sale	(h) Gain or (loss) (e) plus (f) minus (g)	
<b>a</b>			0	
<b>b 746,687</b>		<b>708,616</b>	<b>38,070</b>	
<b>c</b>				
<b>d</b>				
<b>e</b>				
Complete only for assets showing gain in column (h) and owned by the foundation on 12/31/69				
(i) FMV as of 12/31/69	(j) Adjusted basis as of 12/31/69	(k) Excess of col. (i) over col. (j), if any	(l) Gains (Col. (h) gain minus col. (k), but not less than -0-) or Losses (from col. (h))	
<b>a</b>			0	
<b>b</b>			<b>38,070</b>	
<b>c</b>				
<b>d</b>				
<b>e</b>				
<b>2 Capital gain net income or (net capital loss)</b> { If gain, also enter in Part I, line 7 If (loss), enter -0- in Part I, line 7 }			<b>2</b>	<b>53,871</b>
<b>3 Net short-term capital gain or (loss) as defined in sections 1222(5) and (6):</b> If gain, also enter in Part I, line 8, column (c) (see instructions). If (loss), enter -0- in Part I, line 8 }			<b>3</b>	<b>0</b>

**Part V Qualification Under Section 4940(e) for Reduced Tax on Net Investment Income**

(For optional use by domestic private foundations subject to the section 4940(a) tax on net investment income.)

If section 4940(d)(2) applies, leave this part blank.

Was the foundation liable for the section 4942 tax on the distributable amount of any year in the base period? ☐ Yes ☒ No

If "Yes," the foundation does not qualify under section 4940(e). Do not complete this part.

(a) Base period years Calendar year (or tax year beginning in)	(b) Adjusted qualifying distributions	(c) Net value of noncharitable-use assets	(d) Distribution ratio (col. (b) divided by col. (c))
2012	71,588	1,669,445	0.042881
2011	64,720	1,693,707	0.038212
2010	75,567	1,613,981	0.046820
2009	78,160	1,553,092	0.050325
2008	104,386	1,585,405	0.065842
<b>2 Total of line 1, column (d)</b>			<b>2 0.244080</b>
<b>3 Average distribution ratio for the 5-year base period—divide the total on line 2 by 5, or by the number of years the foundation has been in existence if less than 5 years</b>			<b>3 0.048816</b>
<b>4 Enter the net value of noncharitable-use assets for 2013 from Part X, line 5</b>			<b>4 1,795,103</b>
<b>5 Multiply line 4 by line 3</b>			<b>5 87,630</b>
<b>6 Enter 1% of net investment income (1% of Part I, line 27b)</b>			<b>6 739</b>
<b>7 Add lines 5 and 6</b>			<b>7 88,369</b>
<b>8 Enter qualifying distributions from Part XII, line 4</b> If line 8 is equal to or greater than line 7, check the box in Part VI, line 1b, and complete that part using a 1% tax rate. See the Part VI instructions.			<b>8 84,684</b>

**Part VI Excise Tax Based on Investment Income (Section 4940(a), 4940(b), 4940(e), or 4948—see instructions)**

<b>1a</b>	Exempt operating foundations described in section 4940(d)(2), check here <input type="checkbox"/> and enter "N/A" on line 1. Date of ruling or determination letter: _____ (attach copy of letter if necessary—see instructions)			
<b>b</b>	Domestic foundations that meet the section 4940(e) requirements in Part V, check here <input type="checkbox"/> and enter 1% of Part I, line 27b	<b>1</b>		1,479
<b>c</b>	All other domestic foundations enter 2% of line 27b. Exempt foreign organizations enter 4% of Part I, line 12, col. (b).			
<b>2</b>	Tax under section 511 (domestic section 4947(a)(1) trusts and taxable foundations only. Others enter -0-)	<b>2</b>		0
<b>3</b>	Add lines 1 and 2	<b>3</b>		1,479
<b>4</b>	Subtitle A (income) tax (domestic section 4947(a)(1) trusts and taxable foundations only. Others enter -0-)	<b>4</b>		
<b>5</b>	<b>Tax based on investment income.</b> Subtract line 4 from line 3. If zero or less, enter -0-	<b>5</b>		1,479
<b>6</b>	<b>Credits/Payments:</b>			
<b>a</b>	2013 estimated tax payments and 2012 overpayment credited to 2013	<b>6a</b>	928	
<b>b</b>	Exempt foreign organizations—tax withheld at source	<b>6b</b>		
<b>c</b>	Tax paid with application for extension of time to file (Form 8868)	<b>6c</b>		
<b>d</b>	Backup withholding erroneously withheld	<b>6d</b>		
<b>7</b>	<b>Total credits and payments.</b> Add lines 6a through 6d	<b>7</b>		928
<b>8</b>	Enter any <b>penalty</b> for underpayment of estimated tax. Check here <input type="checkbox"/> if Form 2220 is attached	<b>8</b>		
<b>9</b>	<b>Tax due.</b> If the total of lines 5 and 8 is more than line 7, enter <b>amount owed</b>	<b>9</b>		551
<b>10</b>	<b>Overpayment.</b> If line 7 is more than the total of lines 5 and 8, enter the <b>amount overpaid</b>	<b>10</b>		0
<b>11</b>	Enter the amount of line 10 to be: <b>Credited to 2014 estimated tax</b> <b>Refunded</b>	<b>11</b>		0

**Part VII-A Statements Regarding Activities**

	Yes	No
<b>1a</b> During the tax year, did the foundation attempt to influence any national, state, or local legislation or did it participate or intervene in any political campaign?		X
<b>b</b> Did it spend more than \$100 during the year (either directly or indirectly) for political purposes (see instructions for the definition)? <i>If the answer is "Yes" to 1a or 1b, attach a detailed description of the activities and copies of any materials published or distributed by the foundation in connection with the activities.</i>		X
<b>c</b> Did the foundation file <b>Form 1120-POL</b> for this year?		X
<b>d</b> Enter the amount (if any) of tax on political expenditures (section 4955) imposed during the year: (1) On the foundation. ► \$ _____ (2) On foundation managers. ► \$ _____		
<b>e</b> Enter the reimbursement (if any) paid by the foundation during the year for political expenditure tax imposed on foundation managers. ► \$ _____		
<b>2</b> Has the foundation engaged in any activities that have not previously been reported to the IRS? <i>If "Yes," attach a detailed description of the activities.</i>		X
<b>3</b> Has the foundation made any changes, not previously reported to the IRS, in its governing instrument, articles of incorporation, or bylaws, or other similar instruments? <i>If "Yes," attach a conformed copy of the changes</i>		X
<b>4a</b> Did the foundation have unrelated business gross income of \$1,000 or more during the year?		X
<b>b</b> If "Yes," has it filed a tax return on <b>Form 990-T</b> for this year?	N/A	
<b>5</b> Was there a liquidation, termination, dissolution, or substantial contraction during the year? <i>If "Yes," attach the statement required by General Instruction T.</i>		X
<b>6</b> Are the requirements of section 508(e) (relating to sections 4941 through 4945) satisfied either: • By language in the governing instrument, or • By state legislation that effectively amends the governing instrument so that no mandatory directions that conflict with the state law remain in the governing instrument?	X	
<b>7</b> Did the foundation have at least \$5,000 in assets at any time during the year? <i>If "Yes," complete Part II, col. (c), and Part XV</i>	X	
<b>8a</b> Enter the states to which the foundation reports or with which it is registered (see instructions) ► IN		
<b>b</b> If the answer is "Yes" to line 7, has the foundation furnished a copy of Form 990-PF to the Attorney General (or designate) of each state as required by <i>General Instruction G</i> ? <i>If "No," attach explanation</i>	X	
<b>9</b> Is the foundation claiming status as a private operating foundation within the meaning of section 4942(j)(3) or 4942(j)(5) for calendar year 2013 or the taxable year beginning in 2013 (see instructions for Part XIV)? <i>If "Yes," complete Part XIV</i>		X
<b>10</b> Did any persons become substantial contributors during the tax year? <i>If "Yes," attach a schedule listing their names and addresses</i>		X

**Part VII-A Statements Regarding Activities (continued)**

11	At any time during the year, did the foundation, directly or indirectly, own a controlled entity within the meaning of section 512(b)(13)? If "Yes," attach schedule (see instructions)	11		X
12	Did the foundation make a distribution to a donor advised fund over which the foundation or a disqualified person had advisory privileges? If "Yes," attach statement (see instructions)	12		X
13	Did the foundation comply with the public inspection requirements for its annual returns and exemption application? Website address ► N/A	13	X	
14	The books are in care of ► WELLS FARGO BANK N A Telephone no. ► 888-730-4933 Located at ► 1 W 4th St 4th Floor MAC D4000-041 Winston Salem NC ZIP+4 ► 27101-3818			
15	Section 4947(a)(1) nonexempt charitable trusts filing Form 990-PF in lieu of Form 1041—Check here and enter the amount of tax-exempt interest received or accrued during the year ► 15 N/A			
16	At any time during calendar year 2013, did the foundation have an interest in or a signature or other authority over a bank, securities, or other financial account in a foreign country? See the instructions for exceptions and filing requirements for Form TD F 90-22.1. If "Yes," enter the name of the foreign country ►	16	Yes	No
				X

**Part VII-B Statements Regarding Activities for Which Form 4720 May Be Required**

File Form 4720 if any item is checked in the "Yes" column, unless an exception applies.

		Yes	No
1a	During the year did the foundation (either directly or indirectly):		
(1)	Engage in the sale or exchange, or leasing of property with a disqualified person? <input type="checkbox"/> Yes <input checked="" type="checkbox"/> No		
(2)	Borrow money from, lend money to, or otherwise extend credit to (or accept it from) a disqualified person? <input type="checkbox"/> Yes <input checked="" type="checkbox"/> No		
(3)	Furnish goods, services, or facilities to (or accept them from) a disqualified person? <input type="checkbox"/> Yes <input checked="" type="checkbox"/> No		
(4)	Pay compensation to, or pay or reimburse the expenses of, a disqualified person? <input checked="" type="checkbox"/> Yes <input type="checkbox"/> No		
(5)	Transfer any income or assets to a disqualified person (or make any of either available for the benefit or use of a disqualified person)? <input type="checkbox"/> Yes <input checked="" type="checkbox"/> No		
(6)	Agree to pay money or property to a government official? (Exception. Check "No" if the foundation agreed to make a grant to or to employ the official for a period after termination of government service, if terminating within 90 days.) <input type="checkbox"/> Yes <input checked="" type="checkbox"/> No		
b	If any answer is "Yes" to 1a(1)–(6), did any of the acts fail to qualify under the exceptions described in Regulations section 53.4941(d)-3 or in a current notice regarding disaster assistance (see instructions)? Organizations relying on a current notice regarding disaster assistance check here ► <input type="checkbox"/>	1b	X
c	Did the foundation engage in a prior year in any of the acts described in 1a, other than excepted acts, that were not corrected before the first day of the tax year beginning in 2013? <input type="checkbox"/> Yes <input checked="" type="checkbox"/> No	1c	X
2	Taxes on failure to distribute income (section 4942) (does not apply for years the foundation was a private operating foundation defined in section 4942(j)(3) or 4942(j)(5)):		
a	At the end of tax year 2013, did the foundation have any undistributed income (lines 6d and 6e, Part XIII) for tax year(s) beginning before 2013? <input type="checkbox"/> Yes <input checked="" type="checkbox"/> No If "Yes," list the years ► 20____, 20____, 20____, 20____		
b	Are there any years listed in 2a for which the foundation is not applying the provisions of section 4942(a)(2) (relating to incorrect valuation of assets) to the year's undistributed income? (If applying section 4942(a)(2) to all years listed, answer "No" and attach statement—see instructions.)	2b	N/A
c	If the provisions of section 4942(a)(2) are being applied to any of the years listed in 2a, list the years here. ► 20____, 20____, 20____, 20____		
3a	Did the foundation hold more than a 2% direct or indirect interest in any business enterprise at any time during the year? <input type="checkbox"/> Yes <input checked="" type="checkbox"/> No		
b	If "Yes," did it have excess business holdings in 2013 as a result of (1) any purchase by the foundation or disqualified persons after May 26, 1969; (2) the lapse of the 5-year period (or longer period approved by the Commissioner under section 4943(c)(7)) to dispose of holdings acquired by gift or bequest; or (3) the lapse of the 10-, 15-, or 20-year first phase holding period? (Use Schedule C, Form 4720, to determine if the foundation had excess business holdings in 2013.)	3b	N/A
4a	Did the foundation invest during the year any amount in a manner that would jeopardize its charitable purposes?	4a	X
b	Did the foundation make any investment in a prior year (but after December 31, 1969) that could jeopardize its charitable purpose that had not been removed from jeopardy before the first day of the tax year beginning in 2013?	4b	X

**Part VII-B Statements Regarding Activities for Which Form 4720 May Be Required (continued)**

- 5a** During the year did the foundation pay or incur any amount to:
- (1) Carry on propaganda, or otherwise attempt to influence legislation (section 4945(e))? ☐ Yes ☒ No
- (2) Influence the outcome of any specific public election (see section 4955); or to carry on, directly or indirectly, any voter registration drive? ☐ Yes ☒ No
- (3) Provide a grant to an individual for travel, study, or other similar purposes? ☐ Yes ☒ No
- (4) Provide a grant to an organization other than a charitable, etc., organization described in section 509(a)(1), (2), or (3), or section 4940(d)(2)? (see instructions) ☐ Yes ☒ No
- (5) Provide for any purpose other than religious, charitable, scientific, literary, or educational purposes, or for the prevention of cruelty to children or animals? ☐ Yes ☒ No
- b** If any answer is "Yes" to 5a(1)–(5), did any of the transactions fail to qualify under the exceptions described in Regulations section 53.4945 or in a current notice regarding disaster assistance (see instructions)? ☐ Yes ☒ No
- Organizations relying on a current notice regarding disaster assistance check here ☐
- c** If the answer is "Yes" to question 5a(4), does the foundation claim exemption from the tax because it maintained expenditure responsibility for the grant? ☐ Yes ☒ No
- If "Yes," attach the statement required by Regulations section 53.4945–5(d)
- 6a** Did the foundation, during the year, receive any funds, directly or indirectly, to pay premiums on a personal benefit contract? ☐ Yes ☒ No
- b** Did the foundation, during the year, pay premiums, directly or indirectly, on a personal benefit contract? ☐ Yes ☒ No
- If "Yes" to 6b, file Form 8870.
- 7a** At any time during the tax year, was the foundation a party to a prohibited tax shelter transaction? ☐ Yes ☒ No
- b** If "Yes," did the foundation receive any proceeds or have any net income attributable to the transaction? ☐ Yes ☒ No

5b N/A

6b X

7b N/A

**Part VIII Information About Officers, Directors, Trustees, Foundation Managers, Highly Paid Employees, and Contractors****1 List all officers, directors, trustees, foundation managers and their compensation (see instructions).**

(a) Name and address	(b) Title, and average hours per week devoted to position	(c) Compensation (If not paid, enter -0-)	(d) Contributions to employee benefit plans and deferred compensation	(e) Expense account, other allowances
WELLS FARGO BANK, NA 1 W 4TH ST 4TH FLOOR WINSTON SALEM, NC 271	TRUSTEE 4.00	19,455		

**2 Compensation of five highest-paid employees (other than those included on line 1—see instructions). If none, enter "NONE."**

(a) Name and address of each employee paid more than \$50,000	(b) Title, and average hours per week devoted to position	(c) Compensation	(d) Contributions to employee benefit plans and deferred compensation	(e) Expense account, other allowances
NONE				

Total number of other employees paid over \$50,000

0

**Part VIII Information About Officers, Directors, Trustees, Foundation Managers, Highly Paid Employees, and Contractors** *(continued)***3 Five highest-paid independent contractors for professional services (see instructions). If none, enter "NONE."**

(a) Name and address of each person paid more than \$50,000	(b) Type of service	(c) Compensation
NONE		

Total number of others receiving over \$50,000 for professional services

**Part IX-A Summary of Direct Charitable Activities**

List the foundation's four largest direct charitable activities during the tax year. Include relevant statistical information such as the number of organizations and other beneficiaries served, conferences convened, research papers produced, etc.

Expenses

1	NONE	
2		
3		
4		

**Part IX-B Summary of Program-Related Investments (see instructions)**

Describe the two largest program-related investments made by the foundation during the tax year on lines 1 and 2

Amount

1	NONE	
2	NONE	
All other program-related investments See instructions		
3	NONE	

Total. Add lines 1 through 3



0



**Part X Minimum Investment Return** (All domestic foundations must complete this part. Foreign foundations, see instructions.)

<b>1</b>	Fair market value of assets not used (or held for use) directly in carrying out charitable, etc., purposes		
<b>a</b>	Average monthly fair market value of securities	<b>1a</b>	1,763,861
<b>b</b>	Average of monthly cash balances	<b>1b</b>	58,579
<b>c</b>	Fair market value of all other assets (see instructions)	<b>1c</b>	
<b>d</b>	Total (add lines 1a, b, and c)	<b>1d</b>	1,822,440
<b>e</b>	Reduction claimed for blockage or other factors reported on lines 1a and 1c (attach detailed explanation)	<b>1e</b>	
<b>2</b>	Acquisition indebtedness applicable to line 1 assets	<b>2</b>	
<b>3</b>	Subtract line 2 from line 1d	<b>3</b>	1,822,440
<b>4</b>	Cash deemed held for charitable activities. Enter 1 1/2 % of line 3 (for greater amount, see instructions)	<b>4</b>	27,337
<b>5</b>	<b>Net value of noncharitable-use assets.</b> Subtract line 4 from line 3. Enter here and on Part V, line 4	<b>5</b>	1,795,103
<b>6</b>	<b>Minimum investment return.</b> Enter 5% of line 5	<b>6</b>	89,755

**Part XI Distributable Amount** (see instructions) (Section 4942(j)(3) and (j)(5) private operating foundations and certain foreign organizations check here ☐ and do not complete this part.)

<b>1</b>	Minimum investment return from Part X, line 6	<b>1</b>	89,755
<b>2a</b>	Tax on investment income for 2013 from Part VI, line 5	<b>2a</b>	1,479
<b>b</b>	Income tax for 2013. (This does not include the tax from Part VI.)	<b>2b</b>	
<b>c</b>	Add lines 2a and 2b	<b>2c</b>	1,479
<b>3</b>	Distributable amount before adjustments. Subtract line 2c from line 1	<b>3</b>	88,276
<b>4</b>	Recoveries of amounts treated as qualifying distributions	<b>4</b>	
<b>5</b>	Add lines 3 and 4	<b>5</b>	88,276
<b>6</b>	Deduction from distributable amount (see instructions)	<b>6</b>	
<b>7</b>	<b>Distributable amount as adjusted.</b> Subtract line 6 from line 5. Enter here and on Part XIII, line 1	<b>7</b>	88,276

**Part XII Qualifying Distributions** (see instructions)

<b>1</b>	Amounts paid (including administrative expenses) to accomplish charitable, etc., purposes:		
<b>a</b>	Expenses, contributions, gifts, etc.—total from Part I, column (d), line 26	<b>1a</b>	84,684
<b>b</b>	Program-related investments—total from Part IX-B	<b>1b</b>	
<b>2</b>	Amounts paid to acquire assets used (or held for use) directly in carrying out charitable, etc., purposes	<b>2</b>	
<b>3</b>	Amounts set aside for specific charitable projects that satisfy the:		
<b>a</b>	Suitability test (prior IRS approval required)	<b>3a</b>	
<b>b</b>	Cash distribution test (attach the required schedule)	<b>3b</b>	
<b>4</b>	<b>Qualifying distributions.</b> Add lines 1a through 3b. Enter here and on Part V, line 8, and Part XIII, line 4	<b>4</b>	84,684
<b>5</b>	Foundations that qualify under section 4940(e) for the reduced rate of tax on net investment income. Enter 1% of Part I, line 27b (see instructions)	<b>5</b>	
<b>6</b>	<b>Adjusted qualifying distributions.</b> Subtract line 5 from line 4	<b>6</b>	84,684

**Note.** The amount on line 6 will be used in Part V, column (b), in subsequent years when calculating whether the foundation qualifies for the section 4940(e) reduction of tax in those years.

**Part XIII Undistributed Income** (see instructions)

	(a) Corpus	(b) Years prior to 2012	(c) 2012	(d) 2013
<b>1</b> Distributable amount for 2013 from Part XI, line 7				88,276
<b>2</b> Undistributed income, if any, as of the end of 2013:				
<b>a</b> Enter amount for 2012 only			72,673	
<b>b</b> Total for prior years: 20____, 20____, 20____				
<b>3</b> Excess distributions carryover, if any, to 2013:				
<b>a</b> From 2008				
<b>b</b> From 2009				
<b>c</b> From 2010				
<b>d</b> From 2011				
<b>e</b> From 2012				
<b>f</b> Total of lines 3a through e	0			
<b>4</b> Qualifying distributions for 2013 from Part XII, line 4: $\blacktriangleright$ \$ 84,684				
<b>a</b> Applied to 2012, but not more than line 2a			72,673	
<b>b</b> Applied to undistributed income of prior years (Election required—see instructions)				
<b>c</b> Treated as distributions out of corpus (Election required—see instructions)				
<b>d</b> Applied to 2013 distributable amount				12,011
<b>e</b> Remaining amount distributed out of corpus				
<b>5</b> Excess distributions carryover applied to 2013. (If an amount appears in column (d), the same amount must be shown in column (a) )				
<b>6</b> Enter the net total of each column as indicated below:				
<b>a</b> Corpus. Add lines 3f, 4c, and 4e. Subtract line 5	0			
<b>b</b> Prior years' undistributed income. Subtract line 4b from line 2b		0		
<b>c</b> Enter the amount of prior years' undistributed income for which a notice of deficiency has been issued, or on which the section 4942(a) tax has been previously assessed				
<b>d</b> Subtract line 6c from line 6b. Taxable amount—see instructions				
<b>e</b> Undistributed income for 2012. Subtract line 4a from line 2a. Taxable amount—see instructions			0	
<b>f</b> Undistributed income for 2013. Subtract lines 4d and 5 from line 1. This amount must be distributed in 2014				76,265
<b>7</b> Amounts treated as distributions out of corpus to satisfy requirements imposed by section 170(b)(1)(F) or 4942(g)(3) (see instructions)				
<b>8</b> Excess distributions carryover from 2008 not applied on line 5 or line 7 (see instructions)				
<b>9</b> Excess distributions carryover to 2014. Subtract lines 7 and 8 from line 6a				
<b>10</b> Analysis of line 9:				
<b>a</b> Excess from 2009				
<b>b</b> Excess from 2010				
<b>c</b> Excess from 2011				
<b>d</b> Excess from 2012				
<b>e</b> Excess from 2013				

**Part XIV Private Operating Foundations** (see instructions and Part VII-A, question 9)**N/A**

**1a** If the foundation has received a ruling or determination letter that it is a private operating foundation, and the ruling is effective for 2013, enter the date of the ruling ▶

**b** Check box to indicate whether the foundation is a private operating foundation described in section ☐ 4942(j)(3) or ☐ 4942(j)(5)

	Tax year	Prior 3 years			(e) Total
	(a) 2013	(b) 2012	(c) 2011	(d) 2010	
<b>2a</b> Enter the lesser of the adjusted net income from Part I or the minimum investment return from Part X for each year listed . . . . .					0
<b>b</b> 85% of line 2a . . . . .					0
<b>c</b> Qualifying distributions from Part XII, line 4 for each year listed . . . . .					0
<b>d</b> Amounts included in line 2c not used directly for active conduct of exempt activities . . . . .					0
<b>e</b> Qualifying distributions made directly for active conduct of exempt activities. Subtract line 2d from line 2c . . . . .					0
<b>3</b> Complete 3a, b, or c for the alternative test relied upon:					
<b>a</b> "Assets" alternative test—enter:					
<b>(1)</b> Value of all assets . . . . .					0
<b>(2)</b> Value of assets qualifying under section 4942(j)(3)(B)(i) . . . . .					0
<b>b</b> "Endowment" alternative test—enter 2/3 of minimum investment return shown in Part X, line 6 for each year listed . . . . .					0
<b>c</b> "Support" alternative test—enter:					
<b>(1)</b> Total support other than gross investment income (interest, dividends, rents, payments on securities loans (section 512(a)(5)), or royalties) . . . . .					0
<b>(2)</b> Support from general public and 5 or more exempt organizations as provided in section 4942(j)(3)(B)(iii) . . . . .					0
<b>(3)</b> Largest amount of support from an exempt organization . . . . .					0
<b>(4)</b> Gross investment income . . . . .					0

**Part XV Supplementary Information** (Complete this part only if the foundation had \$5,000 or more in assets at any time during the year—see instructions.)**1 Information Regarding Foundation Managers:**

- a** List any managers of the foundation who have contributed more than 2% of the total contributions received by the foundation before the close of any tax year (but only if they have contributed more than \$5,000). (See section 507(d)(2).)

NONE

- b** List any managers of the foundation who own 10% or more of the stock of a corporation (or an equally large portion of the ownership of a partnership or other entity) of which the foundation has a 10% or greater interest.

NONE

**2 Information Regarding Contribution, Grant, Gift, Loan, Scholarship, etc., Programs:**

Check here ☐ if the foundation only makes contributions to preselected charitable organizations and does not accept unsolicited requests for funds. If the foundation makes gifts, grants, etc. (see instructions) to individuals or organizations under other conditions, complete items 2a, b, c, and d.

- a** The name, address, and telephone number or e-mail address of the person to whom applications should be addressed:

WELLS FARGO BANK, NA 636 WISCONSIN AVE SHEBOYGAN, WI 53081

- b** The form in which applications should be submitted and information and materials they should include:

**SUBMIT IN WRITING THE NATURE OF THE COST, INTENT TO PAY & HOW GRANT FITS OVERALL**

- c** Any submission deadlines.

APRIL 1ST FOR GRANTS PAID IN MAY AND OCTOBER 1ST FOR GRANTS PAID IN NOVEMBER

- d** Any restrictions or limitations on awards, such as by geographical areas, charitable fields, kinds of institutions, or other factors:

GRANTS ARE LIMITED AND FOR THE BENEFIT OF THE GEOGRAPHICAL AREA OF SOUTH BEND AND ST JOSEPH COUNTY







**Part XV** **Supplementary Information (continued)****3 Grants and Contributions Paid During the Year or Approved for Future Payment**

Recipient	If recipient is an individual, show any relationship to any foundation manager or substantial contributor	Foundation status of recipient	Purpose of grant or contribution	Amount
Name and address (home or business)				
<b>a</b> <i>Paid during the year</i> See Attached Statement				
<b>Total</b>				<b>3a</b> 78,167
<b>b</b> <i>Approved for future payment</i> NONE				
<b>Total</b>				<b>3b</b> 0



**Part XVII Information Regarding Transfers To and Transactions and Relationships With Noncharitable Exempt Organizations**

- |   |  |    |
|---|--|----|
| 1 | Did the organization directly or indirectly engage in any of the following with any other organization described in section 501(c) of the Code (other than section 501(c)(3) organizations) or in section 527, relating to political organizations?  |    |
| a | Transfers from the reporting foundation to a noncharitable exempt organization of:   |    |
|   | (1) Cash   | 1a |
|   | (2) Other assets   | 1a |
| b | Other transactions:  |    |
|   | (1) Sales of assets to a noncharitable exempt organization   | 1b |
|   | (2) Purchases of assets from a noncharitable exempt organization   | 1b |
|   | (3) Rental of facilities, equipment, or other assets   | 1b |
|   | (4) Reimbursement arrangements   | 1b |
|   | (5) Loans or loan guarantees   | 1b |
|   | (6) Performance of services or membership or fundraising solicitations   | 1b |
| c | Sharing of facilities, equipment, mailing lists, other assets, or paid employees   | 1b |
| d | If the answer to any of the above is "Yes," complete the following schedule. Column (b) should always show the fair market value of the goods, other assets, or services given by the reporting foundation. If the foundation received less than fair market value in any transaction or sharing arrangement, show in column (d) the value of the goods, other assets, or services received. | 1  |

	Yes	No
		
1a(1)		X
1a(2)		X
		
1b(1)		X
1b(2)		X
1b(3)		X
1b(4)		X
1b(5)		X
1b(6)		X
1c		X

[illegible]

- 2a** Is the foundation directly or indirectly affiliated with, or related to, one or more tax-exempt organizations described in section 501(c) of the Code (other than section 501(c)(3)) or in section 527? . . . . . ☐ Yes ☒ No
- b** If "Yes," complete the following schedule.

(a) Name of organization	(b) Type of organization	(c) Description of relationship

**Sign  
Here**

Under penalties of perjury, I declare that I have examined this return, including accompanying schedules and statements, and to the best of my knowledge and belief, it is true correct, and complete. Declaration of preparer (other than taxpayer) is based on all information of which preparer has any knowledge.

 **SVP Wells Fargo Bank N.A.**

4/12/2014

► SVP Wells Fargo Bank N.A.

May the IRS discuss this return with the preparer shown below (see instructions)? ☒ Yes ☐ No

**Paid  
Preparer  
Use Only**

Print/Type preparer's name  
**JOSEPH J. CASTRIANO**

Preparer's signature

Date	
------	--

Check ☒ if self-employed

PTIN
------

Firm's name ► PricewaterhouseCoopers, LLP

Firm's EIN ▶ 13-4008324

Firm's address ► 600 GRANT STREET, PITTSBURGH, PA 15219-2777

Phone no 412-355-6000

**Continuation of Part XV, Line 3a (990-PF) - Grants and Contributions Paid During the Year**

Recipient(s) paid during the year

Name

CENTER FOR THE HOMELESS

Street

813 S. MICHIGAN STREET

City

SOUTH BEND

State

IN

Zip Code

46601

Foreign Country

Relationship

NONE

Foundation Status

PC

Purpose of grant/contribution

GENERAL SUPPORT GRANT

Amount

10,000

Name

HANNAH'S HOUSE INC.

Street

320 WEST 4TH STREET, PO BOX 1413

City

MISHAWAKA

State

IN

Zip Code

46545

Foreign Country

Relationship

NONE

Foundation Status

PC

Purpose of grant/contribution

GENERAL SUPPORT GRANT

Amount

1,317

Name

LA CASA DE AMISTAD, INC.

Street

746 SOUTH MEADE STREET

City

SOUTH BEND

State

IN

Zip Code

46619-3235

Foreign Country

Relationship

NONE

Foundation Status

PC

Purpose of grant/contribution

GENERAL SUPPORT GRANT

Amount

10,000

Name

LOGAN COMMUNITY RESOURCES, INC.

Street

2505 E. JEFFERSON BLVD

City

SOUTH BEND

State

IN

Zip Code

46615

Foreign Country

Relationship

NONE

Foundation Status

PC

Purpose of grant/contribution

GENERAL SUPPORT GRANT

Amount

1,350

Name

THE SALVATION ARMY

Street

303 CHOPIN STREET

City

SOUTH BEND

State

IN

Zip Code

46601

Foreign Country

Relationship

NONE

Foundation Status

PC

Purpose of grant/contribution

GENERAL SUPPORT GRANT

Amount

10,500

Name

UNIVERSITY OF NOTRE DAME

Street

400 MAIN BUILDING

City

NOTRE DAME

State

IN

Zip Code

46556

Foreign Country

Relationship

NONE

Foundation Status

PC

Purpose of grant/contribution

GENERAL SUPPORT GRANT

Amount

10,000

**Continuation of Part XV, Line 3a (990-PF) - Grants and Contributions Paid During the Year**

Recipient(s) paid during the year

Name

EL CAMPITO

Street

1024 THOMAS ST

City

SOUTH BEND

State

IN

Zip Code

46601

Foreign Country

Relationship

NONE

Foundation Status

PC

Purpose of grant/contribution

GENERAL SUPPORT GRANT

Amount

25,000

Name

HEALTHY COMMUNITES INITIATIVE OF ST JOSEPH COUNTY

Street

401 E COLFAX, SUITE 207

City

SOUTH BEND

State

IN

Zip Code

46617

Foreign Country

Relationship

NONE

Foundation Status

PC

Purpose of grant/contribution

GENERAL SUPPORT GRANT

Amount

10,000

Name

Street

City

State

Zip Code

Foreign Country

Relationship

Foundation Status

Purpose of grant/contribution

Amount

Name

Street

City

State

Zip Code

Foreign Country

Relationship

Foundation Status

Purpose of grant/contribution

Amount

Name

Street

City

State

Zip Code

Foreign Country

Relationship

Foundation Status

Purpose of grant/contribution

Amount

Name

Street

City

State

Zip Code

Foreign Country

Relationship

Foundation Status

Purpose of grant/contribution

Amount



**Part I, Line 6 (990-PF) - Gain/Loss from Sale of Assets Other Than Inventory**

[illegible]

Wells Fargo  
Statement of Capital Gains and Losses From Sales  
(Does not include capital gain distributions from mutual  
funds or CTF's - See Tax Transaction Detail)

Page 1 of 11  
2/26/2014 14:02:37

**BOWSHER, THE BOOHER FOUNDATION**  
Trust Year Ending 12/31/2013

Type	Description	Date	Shares	Price	Fed Cost	State Cost	Fed Gain	State Gain	(Type)
001055102	AFLAC INC								
Sold		07/16/13	20	1,180.07					
Acq		03/08/05	20	1,180.07	793.00 <input type="checkbox"/>	793.00	387.07	387.07	L
Total for 7/16/2013					793.00	793.00	387.07	387.07	
00203H859	AQR MANAGED FUTURES STR-I								
Sold		10/14/13	1718	17,162.82					
Acq		07/22/13	1718	17,162.82	17,351.80 <input type="checkbox"/>	17,351.80	-188.98	-188.98	S
Total for 10/14/2013					17,351.80	17,351.80	-188.98	-188.98	
008252108	AFFILIATED MANAGERS GROUP INC								
Sold		02/25/13	25	3,583.85					
Acq		11/15/10	15	2,150.31	1,335.29 <input type="checkbox"/>	1,335.29	815.02	815.02	L
Acq		02/15/13	10	1,433.54	1,465.19 <input type="checkbox"/>	1,465.19	-31.65	-31.65	S
Total for 2/25/2013					2,800.48	2,800.48	783.37	783.37	
008252108	AFFILIATED MANAGERS GROUP INC								
Sold		07/16/13	10	1,744.38					
Acq		11/15/10	10	1,744.38	890.20 <input type="checkbox"/>	890.20	854.18	854.18	L
Total for 7/16/2013					890.20	890.20	854.18	854.18	
03524A108	ANHEUSER-BUSCH INBEV SPN ADR								
Sold		07/16/13	11	1,003.79					
Acq		09/06/11	10	912.54	529.49 <input type="checkbox"/>	529.49	383.05	383.05	L
Acq		12/01/11	1	91.25	59.83 <input type="checkbox"/>	59.83	31.42	31.42	L
Total for 7/16/2013					589.32	589.32	414.47	414.47	
037411105	APACHE CORPORATION COM								
Sold		07/16/13	26	2,132.03					
Acq		02/07/12	9	738.01	938.30 <input type="checkbox"/>	938.30	-200.29	-200.29	L
Acq		02/15/13	17	1,394.02	1,310.19 <input type="checkbox"/>	1,310.19	83.83	83.83	S
Total for 7/16/2013					2,248.49	2,248.49	-116.46	-116.46	
037833100	APPLE COMPUTER INC COM								
Sold		07/16/13	10	4,293.56					
Acq		02/15/13	10	4,293.56	4,612.60 <input type="checkbox"/>	4,612.60	-319.04	-319.04	S
Total for 7/16/2013					4,612.60	4,612.60	-319.04	-319.04	
04314H204	ARTISAN INTERNATIONAL FUND 661								
Sold		02/13/13	183	4,699.44					
Acq		10/03/07	183	4,699.44	6,194.55 <input type="checkbox"/>	6,194.55	-1,495.11	-1,495.11	L
Total for 2/13/2013					6,194.55	6,194.55	-1,495.11	-1,495.11	
04314H204	ARTISAN INTERNATIONAL FUND 661								
Sold		07/17/13	339	9,210.63					
Acq		10/03/07	339	9,210.63	11,475.14 <input type="checkbox"/>	11,475.14	-2,264.51	-2,264.51	L
Total for 7/17/2013					11,475.14	11,475.14	-2,264.51	-2,264.51	

**Statement of Capital Gains and Losses From Sales**  
 (Does not include capital gain distributions from mutual funds or CTF's - See Tax Transaction Detail)

2/26/2014 14:02:38

**BOWSHER, THE BOOHER FOUNDATION**  
 Trust Year Ending 12/31/2013

Type	Description	Date	Shares	Price	Fed Cost	State Cost	Fed Gain	State Gain	(Type)
04314H204	ARTISAN INTERNATIONAL FUND 661								
Sold	10/14/13	89	2,560.53						
Acq	10/03/07	63.947	1,839.76	2,164.61	2,164.61	-324.85	-324.85	L	
Acq	12/19/07	25.053	720.77	724.28	724.28	-3.51	-3.51	L	
Total for 10/14/2013					2,888.89	2,888.89	-328.36	-328.36	
04314H600	ARTISAN MID CAP FUND-INSTL 1333								
Sold	07/17/13	192	8,947.20						
Acq	02/19/13	192	8,947.20	8,027.53	8,027.53	919.67	919.67	S	
Total for 7/17/2013					8,027.53	8,027.53	919.67	919.67	
04314H600	ARTISAN MID CAP FUND-INSTL 1333								
Sold	10/14/13	45	2,283.30						
Acq	02/19/13	45	2,283.30	1,881.45	1,881.45	401.85	401.85	S	
Total for 10/14/2013					1,881.45	1,881.45	401.85	401.85	
084670702	BERSHIRE HATHAWAY INC.								
Sold	07/16/13	24	2,808.78						
Acq	04/11/12	9	1,053.29	712.31	712.31	340.98	340.98	L	
Acq	02/15/13	15	1,755.49	1,491.15	1,491.15	264.34	264.34	S	
Total for 7/16/2013					2,203.46	2,203.46	605.32	605.32	
088606108	BHP BILLITON LIMITED								
Sold	07/16/13	13	809.22						
Acq	12/10/10	13	809.22	1,168.05	1,168.05	-358.83	-358.83	L	
Total for 7/16/2013					1,168.05	1,168.05	-358.83	-358.83	
097023105	BOEING COMPANY								
Sold	07/16/13	15	1,565.22						
Acq	03/17/11	15	1,565.22	1,021.71	1,021.71	543.51	543.51	L	
Total for 7/16/2013					1,021.71	1,021.71	543.51	543.51	
12572Q105	CME GROUP INC								
Sold	07/16/13	19	1,453.04						
Acq	06/07/12	19	1,453.04	1,018.82	1,018.82	434.22	434.22	L	
Total for 7/16/2013					1,018.82	1,018.82	434.22	434.22	
126650100	CVS/CAREMARK CORPORATION								
Sold	07/16/13	21	1,275.91						
Acq	02/10/10	21	1,275.91	680.71	680.71	595.20	595.20	L	
Total for 7/16/2013					680.71	680.71	595.20	595.20	
14040H105	CAPITAL ONE FINANCIAL CORP								
Sold	07/16/13	29	1,926.15						
Acq	02/10/10	4	265.68	140.96	140.96	124.72	124.72	L	
Acq	02/15/13	25	1,660.47	1,348.74	1,348.74	311.73	311.73	S	
Total for 7/16/2013					1,489.70	1,489.70	436.45	436.45	

**Statement of Capital Gains and Losses From Sales**  
 (Does not include capital gain distributions from mutual funds or CTF's - See Tax Transaction Detail)

2/26/2014 14:02:38

**BOWSHER, THE BOOHER FOUNDATION**  
 Trust Year Ending 12/31/2013

Type	Description	Date	Shares	Price	Fed Cost	State Cost	Fed Gain	State Gain	(Type)
150870103	CELANESE CORP								
Sold	07/16/13	17	802.03						
Acq	06/15/11	17	802.03	830.41	830.41	-28.38	-28.38	L	
Total for 7/16/2013					830.41	830.41	-28.38	-28.38	
166764100	CHEVRON CORP								
Sold	07/03/13	31	3,689.41						
Acq	02/15/13	15	1,785.20	1,715.25	1,715.25	69.95	69.95	S	
Acq	02/24/11	15	1,785.20	1,536.88	1,536.88	248.32	248.32	L	
Acq	11/15/10	1	119.01	85.76	85.76	33.25	33.25	L	
Total for 7/3/2013					3,337.89	3,337.89	351.52	351.52	
166764100	CHEVRON CORP								
Sold	07/16/13	13	1,610.90						
Acq	11/15/10	13	1,610.90	1,114.88	1,114.88	496.02	496.02	L	
Total for 7/16/2013					1,114.88	1,114.88	496.02	496.02	
17275R102	CISCO SYSTEMS INC								
Sold	07/16/13	76	1,947.84						
Acq	04/17/12	35	897.03	704.20	704.20	192.83	192.83	L	
Acq	02/24/11	41	1,050.81	756.79	756.79	294.02	294.02	L	
Total for 7/16/2013					1,460.99	1,460.99	486.85	486.85	
189754104	COACH INC								
Sold	07/16/13	41	2,384.93						
Acq	01/09/13	41	2,384.93	2,390.30	2,390.30	-5.37	-5.37	S	
Total for 7/16/2013					2,390.30	2,390.30	-5.37	-5.37	
20030N101	COMCAST CORP CLASS A								
Sold	07/16/13	47	2,056.65						
Acq	02/15/13	35	1,531.55	1,441.60	1,441.60	89.95	89.95	S	
Acq	12/06/04	12	525.10	236.72	236.72	288.38	288.38	L	
Total for 7/16/2013					1,678.32	1,678.32	378.33	378.33	
22544R305	CREDIT SUISSE COMM RT ST-CO 2156								
Sold	10/14/13	2291	16,907.58						
Acq	11/17/10	2291	16,907.58	20,298.26	20,298.26	-3,390.68	-3,390.68	L	
Total for 10/14/2013					20,298.26	20,298.26	-3,390.68	-3,390.68	
25243Q205	DIAGEO PLC - ADR								
Sold	07/16/13	19	2,307.18						
Acq	02/15/13	15	1,821.46	1,794.15	1,794.15	27.31	27.31	S	
Acq	02/10/10	4	485.72	255.69	255.69	230.03	230.03	L	
Total for 7/16/2013					2,049.84	2,049.84	257.34	257.34	
25264S833	DIAMOND HILL LONG-SHORT FD CL I 11								
Sold	02/13/13	171	3,382.38						
Acq	09/27/12	171	3,382.38	3,144.69	3,144.69	237.69	237.69	S	
Total for 2/13/2013					3,144.69	3,144.69	237.69	237.69	

Wells Fargo  
Statement of Capital Gains and Losses From Sales  
(Does not include capital gain distributions from mutual  
funds or CTF's - See Tax Transaction Detail)  
BOWSHER, THE BOOHER FOUNDATION  
Trust Year Ending 12/31/2013

Page 4 of 11  
2/26/2014 14:02:39

Type	Description	Date	Shares	Price	Fed Cost	State Cost	Fed Gain	State Gain	(Type)
25264S833	DIAMOND HILL LONG-SHORT FD CL I 11								
Sold	07/17/13		3614.967	76,528.85					
Acq	09/27/12		726 879	15,388.03	13,367.31 <input type="checkbox"/>	13,367.31	2,020.72	2,020.72	S
Acq	11/17/10		2888 088	61,140.82	45,660.67 <input type="checkbox"/>	45,660.67	15,480.15	15,480.15	L
Total for 7/17/2013					59,027.98	59,027.98	17,500.87	17,500.87	
254687106	WALT DISNEY CO								
Sold	07/16/13		26	1,693.39					
Acq	02/24/11		26	1,693.39	1,104.72 <input type="checkbox"/>	1,104.72	588.67	588.67	L
Total for 7/16/2013					1,104.72	1,104.72	588.67	588.67	
254687AW6	WALT DISNEY COMPANY 4 500% 12/15/13								
Sold	10/01/13		25000	25,204.50					
Acq	01/14/09		25000	25,204.50	25,820.75 <input type="checkbox"/>	25,820.75	-616.25	-616.25	L
Total for 10/1/2013					25,820.75	25,820.75	-616.25	-616.25	
256206103	DODGE & COX INT'L STOCK FD 1048								
Sold	02/13/13		155	5,638.90					
Acq	11/17/10		155	5,638.90	5,383.15 <input type="checkbox"/>	5,383.15	255.75	255.75	L
Total for 2/13/2013					5,383.15	5,383.15	255.75	255.75	
256206103	DODGE & COX INT'L STOCK FD 1048								
Sold	07/17/13		218	8,362.48					
Acq	11/17/10		218	8,362.48	7,571.14 <input type="checkbox"/>	7,571.14	791.34	791.34	L
Total for 7/17/2013					7,571.14	7,571.14	791.34	791.34	
256206103	DODGE & COX INT'L STOCK FD 1048								
Sold	10/14/13		108	4,464.72					
Acq	11/17/10		108	4,464.72	3,750.84 <input type="checkbox"/>	3,750.84	713.88	713.88	L
Total for 10/14/2013					3,750.84	3,750.84	713.88	713.88	
256210105	DODGE & COX INCOME FD COM 147								
Sold	02/13/13		910	12,603.50					
Acq	06/06/11		12.822	177.58	174.00 <input type="checkbox"/>	174.00	3.58	3.58	L
Acq	09/27/12		897 178	12,425.92	12,399.00 <input type="checkbox"/>	12,399.00	26.92	26.92	S
Total for 2/13/2013					12,573.00	12,573.00	30.50	30.50	
256210105	DODGE & COX INCOME FD COM 147								
Sold	07/17/13		943	12,777.65					
Acq	02/01/12		884 304	11,982.32	12,000.00 <input type="checkbox"/>	12,000.00	-17.68	-17.68	L
Acq	06/06/11		9 891	134.02	134.22 <input type="checkbox"/>	134.22	-0.20	-0.20	L
Acq	01/14/11		48 805	661.31	647.15 <input type="checkbox"/>	647.15	14.16	14.16	L
Total for 7/17/2013					12,781.37	12,781.37	-3.72	-3.72	
261980494	DREYFUS EMG MKT DEBT LOC C-I 6083								
Sold	02/13/13		1149	17,889.93					
Acq	11/17/10		388 458	6,048.29	5,714.22 <input type="checkbox"/>	5,714.22	334.07	334.07	L
Acq	09/27/12		594 649	9,258.68	8,890.00 <input type="checkbox"/>	8,890.00	368.68	368.68	S

**Statement of Capital Gains and Losses From Sales**  
 (Does not include capital gain distributions from mutual  
 funds or CTF's - See Tax Transaction Detail)

2/26/2014 14:02:39

**BOWSHER, THE BOOHER FOUNDATION**

Trust Year Ending 12/31/2013

Type	Description	Date	Shares	Price	Fed Cost	State Cost	Fed Gain	State Gain	(Type)
261980494	DREYFUS EMG MKT DEBT LOC C-I 6083								
Sold		02/13/13	1149	17,889.93					
Acq		06/06/11	165.893	2,582.95	2,500.00 <input type="checkbox"/>	2,500.00	82.95	82.95	L
Total for 2/13/2013					17,104.22	17,104.22	785.71	785.71	
261980494	DREYFUS EMG MKT DEBT LOC C-I 6083								
Sold		10/14/13	1895	27,079.55					
Acq		11/17/10	1726.542	24,672.29	25,397.43 <input type="checkbox"/>	25,397.43	-725.14	-725.14	L
Acq		12/03/10	168.458	2,407.26	2,440.95 <input type="checkbox"/>	2,440.95	-33.69	-33.69	L
Total for 10/14/2013					27,838.38	27,838.38	-758.83	-758.83	
268648102	E M C CORP MASS								
Sold		07/16/13	43	1,085.18					
Acq		11/15/10	43	1,085.18	930.39 <input type="checkbox"/>	930.39	154.79	154.79	L
Total for 7/16/2013					930.39	930.39	154.79	154.79	
339128100	JP MORGAN MID CAP VALUE-I 758								
Sold		07/17/13	339	11,441.25					
Acq		11/17/10	199.29	6,726.04	4,408.29 <input type="checkbox"/>	4,408.29	2,317.75	2,317.75	L
Acq		02/19/13	139.71	4,715.21	4,236.00 <input type="checkbox"/>	4,236.00	479.21	479.21	S
Total for 7/17/2013					8,644.29	8,644.29	2,796.96	2,796.96	
367829884	GATEWAY FUND - Y 1986								
Sold		07/17/13	2564.022	72,100.30					
Acq		02/19/13	977.307	27,481.87	27,218.00 <input type="checkbox"/>	27,218.00	263.87	263.87	S
Acq		09/27/12	1586.715	44,618.43	43,714.00 <input type="checkbox"/>	43,714.00	904.43	904.43	S
Total for 7/17/2013					70,932.00	70,932.00	1,168.30	1,168.30	
375558103	GILEAD SCIENCES INC								
Sold		04/03/13	48	2,281.19					
Acq		12/08/11	48	2,281.19	935.01 <input type="checkbox"/>	935.01	1,346.18	1,346.18	L
Total for 4/3/2013					935.01	935.01	1,346.18	1,346.18	
375558103	GILEAD SCIENCES INC								
Sold		07/16/13	36	2,048.36					
Acq		02/15/13	35	1,991.46	1,453.72 <input type="checkbox"/>	1,453.72	537.74	537.74	S
Acq		12/08/11	1	56.90	19.48 <input type="checkbox"/>	19.48	37.42	37.42	L
Total for 7/16/2013					1,473.20	1,473.20	575.16	575.16	
375558103	GILEAD SCIENCES INC								
Sold		12/16/13	23	1,645.30					
Acq		12/08/11	23	1,645.30	448.03 <input type="checkbox"/>	448.03	1,197.27	1,197.27	L
Total for 12/16/2013					448.03	448.03	1,197.27	1,197.27	
38141G104	GOLDMAN SACHS GROUP INC								
Sold		07/16/13	8	1,281.11					
Acq		12/10/10	8	1,281.11	1,342.72 <input type="checkbox"/>	1,342.72	-61.61	-61.61	L
Total for 7/16/2013					1,342.72	1,342.72	-61.61	-61.61	

**Statement of Capital Gains and Losses From Sales**  
 (Does not include capital gain distributions from mutual funds or CTF's - See Tax Transaction Detail)

2/26/2014 14:02:39

**BOWSHER, THE BOOHER FOUNDATION**

Trust Year Ending 12/31/2013

Type	Description	Date	Shares	Price	Fed Cost	State Cost	Fed Gain	State Gain	(Type)
38259P508	GOOGLE INC								
Sold		07/16/13	2	1,832.79					
Acq		06/07/12	1	916.40	582.14 <input type="checkbox"/>	582.14	334.26	334.26	L
Acq		01/24/12	1	916.40	579.54 <input type="checkbox"/>	579.54	336.86	336.86	L
Total for 7/16/2013					1,161.68	1,161.68	671.11	671.11	
448108100	HUSSMAN STRATEGIC GROWTH FUND 601								
Sold		02/13/13	4047.703	41,934.20					
Acq		06/14/06	676.148	7,004.89	10,906.27 <input type="checkbox"/>	10,906.27	-3,901.38	-3,901.38	L
Acq		10/05/10	1363.636	14,127.27	18,000.00 <input type="checkbox"/>	18,000.00	-3,872.73	-3,872.73	L
Acq		11/17/10	190	1,968.40	2,475.70 <input type="checkbox"/>	2,475.70	-507.30	-507.30	L
Acq		06/06/11	743.134	7,698.87	9,200.00 <input type="checkbox"/>	9,200.00	-1,501.13	-1,501.13	L
Acq		04/18/12	1074.785	11,134.77	12,489.00 <input type="checkbox"/>	12,489.00	-1,354.23	-1,354.23	S
Total for 2/13/2013					53,070.97	53,070.97	-11,136.77	-11,136.77	
458140100	INTEL CORP								
Sold		06/18/13	255	6,478.74					
Acq		08/05/02	255	6,478.74	4,202.14 <input type="checkbox"/>	4,202.14	2,276.60	2,276.60	L
Total for 6/18/2013					4,202.14	4,202.14	2,276.60	2,276.60	
464287648	ISHARES RUSSELL 2000 GROWTH								
Sold		02/13/13	506	52,243.33					
Acq		01/04/13	506	52,243.33	49,950.45 <input type="checkbox"/>	49,950.45	2,292.88	2,292.88	S
Total for 2/13/2013					49,950.45	49,950.45	2,292.88	2,292.88	
46625H100	JPMORGAN CHASE & CO								
Sold		07/16/13	48	2,639.15					
Acq		02/15/13	35	1,924.38	1,704.50 <input type="checkbox"/>	1,704.50	219.88	219.88	S
Acq		02/10/10	13	714.77	502.42 <input type="checkbox"/>	502.42	212.35	212.35	L
Total for 7/16/2013					2,206.92	2,206.92	432.23	432.23	
478366107	JOHNSON CONTROLS INC								
Sold		07/16/13	76	2,812.71					
Acq		03/17/11	75	2,775.70	3,027.01 <input type="checkbox"/>	3,027.01	-251.31	-251.31	L
Acq		02/22/11	1	37.01	40.36 <input type="checkbox"/>	40.36	-3.35	-3.35	L
Total for 7/16/2013					3,067.37	3,067.37	-254.66	-254.66	
478366107	JOHNSON CONTROLS INC								
Sold		11/14/13	66	3,239.24					
Acq		02/22/11	39	1,914.10	1,573.97 <input type="checkbox"/>	1,573.97	340.13	340.13	L
Acq		03/12/12	27	1,325.14	858.26 <input type="checkbox"/>	858.26	466.88	466.88	L
Total for 11/14/2013					2,432.23	2,432.23	807.01	807.01	
483438206	KALMAR GR W/VAL SM CAP FD 2								
Sold		10/14/13	80	1,746.40					
Acq		02/19/13	57.28	1,250.42	1,002.97 <input type="checkbox"/>	1,002.97	247.45	247.45	S
Acq		07/22/13	22.72	495.98	456.00 <input type="checkbox"/>	456.00	39.98	39.98	S
Total for 10/14/2013					1,458.97	1,458.97	287.43	287.43	

**Statement of Capital Gains and Losses From Sales**  
**(Does not include capital gain distributions from mutual funds or CTF's - See Tax Transaction Detail)**

2/26/2014 14:02:40

**BOWSHER, THE BOOHER FOUNDATION**  
**Trust Year Ending 12/31/2013**

Type	Description	Date	Shares	Price	Fed Cost	State Cost	Fed Gain	State Gain	(Type)
487300808	KEELEY SMALL CAP VAL FD CL I 2251								
Sold	02/13/13	560	17,696.00						
Acq	11/17/10	560	17,696.00	12,600.00	12,600.00	5,096.00	5,096.00	L	
Total for 2/13/2013					12,600.00	12,600.00	5,096.00	5,096.00	
51855Q655	LAUDUS MONDRIAN INTL FI-INST 2940								
Sold	02/13/13	253	2,808.30						
Acq	12/03/10	253	2,808.30	2,962.63	2,962.63	-154.33	-154.33	L	
Total for 2/13/2013					2,962.63	2,962.63	-154.33	-154.33	
51855Q655	LAUDUS MONDRIAN INTL FI-INST 2940								
Sold	07/17/13	197	2,109.87						
Acq	01/14/11	125 276	1,341.71	1,460.72	1,460.72	-119.01	-119.01	L	
Acq	12/03/10	71 724	768.16	839.89	839.89	-71.73	-71.73	L	
Total for 7/17/2013					2,300.61	2,300.61	-190.74	-190.74	
58155Q103	MCKESSON CORP								
Sold	07/16/13	21	2,477.01						
Acq	02/15/13	15	1,769.29	1,554.26	1,554.26	215.03	215.03	S	
Acq	11/07/12	6	707.72	568.79	568.79	138.93	138.93	S	
Total for 7/16/2013					2,123.05	2,123.05	353.96	353.96	
58155Q103	MCKESSON CORP								
Sold	12/16/13	5	788.66						
Acq	11/07/12	5	788.66	473.99	473.99	314.67	314.67	L	
Total for 12/16/2013					473.99	473.99	314.67	314.67	
589509108	MERGER FD SH BEN INT 260								
Sold	07/17/13	1131	18,107.31						
Acq	11/17/10	1131	18,107.31	18,039.45	18,039.45	67.86	67.86	L	
Total for 7/17/2013					18,039.45	18,039.45	67.86	67.86	
594918104	MICROSOFT CORP								
Sold	07/16/13	35	1,266.97						
Acq	02/10/10	35	1,266.97	984.55	984.55	282.42	282.42	L	
Total for 7/16/2013					984.55	984.55	282.42	282.42	
611740101	MONSTER BEVERAGE CORP								
Sold	07/16/13	14	846.47						
Acq	01/22/13	14	846.47	674.51	674.51	171.96	171.96	S	
Total for 7/16/2013					674.51	674.51	171.96	171.96	
637071101	NATIONAL OILWELL INC COM								
Sold	11/14/13	20	1,665.27						
Acq	07/05/13	20	1,665.27	1,428.28	1,428.28	236.99	236.99	S	
Total for 11/14/2013					1,428.28	1,428.28	236.99	236.99	



**Statement of Capital Gains and Losses From Sales**  
**(Does not include capital gain distributions from mutual**  
**funds or CTF's - See Tax Transaction Detail)**

2/26/2014 14:02:40

**BOWSHER, THE BOOHER FOUNDATION**

Trust Year Ending 12/31/2013

Type	Description	Date	Shares	Price	Fed Cost	State Cost	Fed Gain	State Gain	(Type)
641069406	NESTLE S A. REGISTERED SHARES - ADR								
Sold	07/16/13	19	1,291.51						
Acq	02/10/10	19	1,291.51	871.72	871.72	419.79	419.79	L	
Total for 7/16/2013					871.72	871.72	419.79	419.79	
66987V109	NOVARTIS AG - ADR								
Sold	01/29/13	75	5,081.10						
Acq	02/10/10	75	5,081.10	3,987.67	3,987.67	1,093.43	1,093.43	L	
Total for 1/29/2013					3,987.67	3,987.67	1,093.43	1,093.43	
68389X105	ORACLE CORPORATION								
Sold	07/16/13	34	1,089.68						
Acq	11/15/10	34	1,089.68	973.76	973.76	115.92	115.92	L	
Total for 7/16/2013					973.76	973.76	115.92	115.92	
683974505	OPPENHEIMER DEVELOPING MKT-Y 788								
Sold	10/14/13	425	16,056.50						
Acq	02/19/13	425	16,056.50	15,180.99	15,180.99	875.51	875.51	S	
Total for 10/14/2013					15,180.99	15,180.99	875.51	875.51	
693390700	PIMCO TOTAL RET FD-INST 35								
Sold	02/13/13	1702	19,011.34						
Acq	09/27/12	1702	19,011.34	19,709.16	19,709.16	-697.82	-697.82	S	
Total for 2/13/2013					19,709.16	19,709.16	-697.82	-697.82	
693390700	PIMCO TOTAL RET FD-INST 35								
Sold	07/17/13	1289	13,946.98						
Acq	01/14/11	66 621	720.84	724.17	724.17	-3.33	-3.33	L	
Acq	09/27/12	204 39	2,211.50	2,366.84	2,366.84	-155.34	-155.34	S	
Acq	02/01/12	973.137	10,529.34	10,821.28	10,821.28	-291.94	-291.94	L	
Acq	06/06/11	44 852	485.30	496.06	496.06	-10.76	-10.76	L	
Total for 7/17/2013					14,408.35	14,408.35	-461.37	-461.37	
693390882	PIMCO FOREIGN BD FD USD H-INST 103								
Sold	02/13/13	325	3,500.25						
Acq	10/12/11	325	3,500.25	3,445.00	3,445.00	55.25	55.25	L	
Total for 2/13/2013					3,445.00	3,445.00	55.25	55.25	
693390882	PIMCO FOREIGN BD FD USD H-INST 103								
Sold	07/17/13	219	2,323.59						
Acq	10/12/11	219	2,323.59	2,321.40	2,321.40	2.19	2.19	L	
Total for 7/17/2013					2,321.40	2,321.40	2.19	2.19	
76628T645	RIDGEWORTH SEIX HY BD-I 5855								
Sold	02/13/13	2459	25,081.80						
Acq	11/17/10	594 045	6,059.26	5,851.34	5,851.34	207.92	207.92	L	
Acq	09/27/12	1864 955	19,022.54	18,519.00	18,519.00	503.54	503.54	S	
Total for 2/13/2013					24,370.34	24,370.34	711.46	711.46	

**Statement of Capital Gains and Losses From Sales**  
 (Does not include capital gain distributions from mutual funds or CTF's - See Tax Transaction Detail)

2/26/2014 14:02:40

**BOWSHER, THE BOOHER FOUNDATION**  
 Trust Year Ending 12/31/2013

Type	Description	Date	Shares	Price	Fed Cost	State Cost	Fed Gain	State Gain	(Type)
77957P105	T ROWE PRICE SHORT TERM BD FD 55								
Sold	02/13/13		257	1,243.88					
Acq	04/18/12		257	1,243.88	1,246.45 <input type="checkbox"/>	1,246.45	-2.57	-2.57	S
<b>Total for 2/13/2013</b>					1,246.45	1,246.45	-2.57	-2.57	
78463X863	SPDR DJ WILSHIRE INTERNATIONAL REAL								
Sold	02/13/13		43	1,792.35					
Acq	06/02/11		43	1,792.35	1,755.08 <input type="checkbox"/>	1,755.08	37.27	37.27	L
<b>Total for 2/13/2013</b>					1,755.08	1,755.08	37.27	37.27	
78463X863	SPDR DJ WILSHIRE INTERNATIONAL REAL								
Sold	10/14/13		11	471.10					
Acq	07/17/13		11	471.10	453.52 <input type="checkbox"/>	453.52	17.58	17.58	S
<b>Total for 10/14/2013</b>					453.52	453.52	17.58	17.58	
806857108	SCHLUMBERGER LTD								
Sold	07/16/13		26	1,980.20					
Acq	02/15/13		20	1,523.23	1,601.40 <input type="checkbox"/>	1,601.40	-78.17	-78.17	S
Acq	11/30/01		5	380.81	120.33 <input type="checkbox"/>	120.33	260.48	260.48	L
Acq	02/07/12		1	76.16	79.56 <input type="checkbox"/>	79.56	-3.40	-3.40	L
<b>Total for 7/16/2013</b>					1,801.29	1,801.29	178.91	178.91	
87234N849	TCW SMALL CAP GROWTH FUND-I 4724								
Sold	01/04/13		1854.453	50,960.37					
Acq	11/17/10		1452	39,900.96	38,361.84 <input type="checkbox"/>	38,361.84	1,539.12	1,539.12	L
Acq	10/12/11		402.453	11,059.41	10,500.00 <input type="checkbox"/>	10,500.00	559.41	559.41	L
<b>Total for 1/4/2013</b>					48,861.84	48,861.84	2,098.53	2,098.53	
872540109	TJX COS INC NEW								
Sold	07/16/13		43	2,238.54					
Acq	10/10/11		8	416.47	230.36 <input type="checkbox"/>	230.36	186.11	186.11	L
Acq	02/15/13		35	1,822.07	1,561.00 <input type="checkbox"/>	1,561.00	261.07	261.07	S
<b>Total for 7/16/2013</b>					1,791.36	1,791.36	447.18	447.18	
87612E106	TARGET CORP								
Sold	07/16/13		34	2,449.66					
Acq	02/10/10		9	648.44	439.51 <input type="checkbox"/>	439.51	208.93	208.93	L
Acq	02/15/13		25	1,801.22	1,533.94 <input type="checkbox"/>	1,533.94	267.28	267.28	S
<b>Total for 7/16/2013</b>					1,973.45	1,973.45	476.21	476.21	
881624209	TEVA PHARMACEUTICAL INDUSTRIES - ADR								
Sold	07/16/13		25	977.98					
Acq	02/10/10		25	977.98	1,414.75 <input type="checkbox"/>	1,414.75	-436.77	-436.77	L
<b>Total for 7/16/2013</b>					1,414.75	1,414.75	-436.77	-436.77	
881624209	TEVA PHARMACEUTICAL INDUSTRIES - ADR								
Sold	08/19/13		117	4,642.29					
Acq	10/10/11		47	1,864.85	1,768.99 <input type="checkbox"/>	1,768.99	95.86	95.86	L

**Statement of Capital Gains and Losses From Sales**  
**(Does not include capital gain distributions from mutual funds or CTF's - See Tax Transaction Detail)**

2/26/2014 14:02:40

**BOWSHER, THE BOOHER FOUNDATION**  
**Trust Year Ending 12/31/2013**

Type	Description	Date	Shares	Price	Fed Cost	State Cost	Fed Gain	State Gain	(Type)
881624209	TEVA PHARMACEUTICAL INDUSTRIES - ADR								
Sold	08/19/13	117	4,642.29						
Acq	02/10/10	70	2,777.44	3,961.29	3,961.29	-1,183.85	-1,183.85	L	
Total for 8/19/2013				5,730.28	5,730.28	-1,087.99	-1,087.99		
883556102	THERMO FISHER SCIENTIFIC INC								
Sold	07/03/13	28	2,387.33						
Acq	02/10/10	28	2,387.33	1,325.23	1,325.23	1,062.10	1,062.10	L	
Total for 7/3/2013				1,325.23	1,325.23	1,062.10	1,062.10		
883556102	THERMO FISHER SCIENTIFIC INC								
Sold	07/16/13	20	1,746.29						
Acq	02/15/13	20	1,746.29	1,484.91	1,484.91	261.38	261.38	S	
Total for 7/16/2013				1,484.91	1,484.91	261.38	261.38		
883556102	THERMO FISHER SCIENTIFIC INC								
Sold	08/30/13	18	1,596.64						
Acq	02/10/10	18	1,596.64	851.93	851.93	744.71	744.71	L	
Total for 8/30/2013				851.93	851.93	744.71	744.71		
88579Y101	3M CO								
Sold	07/16/13	23	2,629.96						
Acq	12/17/10	8	914.77	688.92	688.92	225.85	225.85	L	
Acq	02/15/13	15	1,715.19	1,542.45	1,542.45	172.74	172.74	S	
Total for 7/16/2013				2,231.37	2,231.37	398.59	398.59		
89151E109	TOTAL FINA ELF S A ADR								
Sold	07/16/13	34	1,731.53						
Acq	02/15/13	30	1,527.82	1,504.20	1,504.20	23.62	23.62	S	
Acq	07/05/12	4	203.71	180.56	180.56	23.15	23.15	L	
Total for 7/16/2013				1,684.76	1,684.76	46.77	46.77		
902973304	US BANCORP DEL NEW								
Sold	07/16/13	57	2,117.38						
Acq	02/15/13	45	1,671.62	1,520.10	1,520.10	151.52	151.52	S	
Acq	02/07/11	12	445.76	335.61	335.61	110.15	110.15	L	
Total for 7/16/2013				1,855.71	1,855.71	261.67	261.67		
907818108	UNION PACIFIC CORP								
Sold	07/03/13	29	4,498.35						
Acq	04/17/12	10	1,551.16	1,093.50	1,093.50	457.66	457.66	L	
Acq	11/15/10	19	2,947.19	1,750.67	1,750.67	1,196.52	1,196.52	L	
Total for 7/3/2013				2,844.17	2,844.17	1,654.18	1,654.18		
907818108	UNION PACIFIC CORP								
Sold	07/16/13	14	2,228.50						
Acq	02/15/13	14	2,228.50	1,914.41	1,914.41	314.09	314.09	S	
Total for 7/16/2013				1,914.41	1,914.41	314.09	314.09		

**Statement of Capital Gains and Losses From Sales**  
**(Does not include capital gain distributions from mutual funds or CTF's - See Tax Transaction Detail)**

2/26/2014 14:02:41

**BOWSHER, THE BOOHER FOUNDATION**

Trust Year Ending 12/31/2013

Type	Description	Date	Shares	Price	Fed Cost	State Cost	Fed Gain	State Gain	(Type)
911312106	UNITED PARCEL SERVICE-CL B								
Sold		07/16/13	13	1,113.82					
Acq		08/12/11	13	1,113.82	849.24	849.24	264.58	264.58	L
Total for 7/16/2013					849.24	849.24	264.58	264.58	
91324P102	UNITEDHEALTH GROUP INC								
Sold		07/16/13	30	2,004.27					
Acq		04/03/13	15	1,002.14	930.30	930.30	71.84	71.84	S
Acq		02/15/13	15	1,002.14	856.63	856.63	145.51	145.51	S
Total for 7/16/2013					1,786.93	1,786.93	217.34	217.34	
922042858	VANGUARD EMERGING MARKETS ETF								
Sold		10/14/13	312	13,178.74					
Acq		06/02/11	28	1,182.71	1,368.47	1,368.47	-185.76	-185.76	L
Acq		02/13/13	284	11,996.03	12,649.31	12,649.31	-653.28	-653.28	S
Total for 10/14/2013					14,017.78	14,017.78	-839.04	-839.04	
922908553	VANGUARD REIT VIPER								
Sold		02/13/13	9	624.92					
Acq		11/15/10	9	624.92	476.39	483.02	148.53	141.90	L
Total for 2/13/2013					476.39	483.02	148.53	141.90	
922908553	VANGUARD REIT VIPER								
Sold		07/17/13	27	1,939.92					
Acq		11/15/10	27	1,939.92	1,419.73	1,429.15	520.19	510.77	L
Total for 7/17/2013					1,419.73	1,429.15	520.19	510.77	
92857W209	VODAFONE GROUP PLC NEW ADR								
Sold		01/09/13	170	4,474.57					
Acq		02/10/10	170	4,474.57	3,680.48	3,680.48	794.09	794.09	L
Total for 1/9/2013					3,680.48	3,680.48	794.09	794.09	
G29183103	EATON CORP PLC								
Sold		07/16/13	26	1,728.19					
Acq		12/03/12	11	731.16	568.01	570.97	163.15	160.19	S
Acq		04/03/13	15	997.03	888.53	891.20	108.50	105.83	S
Total for 7/16/2013					1,456.54	1,462.17	271.65	266.02	
					708,616.46	708,638.14	38,070.47	38,048.79	
Total Proceeds:						Fed	State		
746,686.93					S/T Gain/Loss	10,421.86	10,416.23		
					L/T Gain/Loss	27,648.61	27,632.56		

**Part I, Line 16b (990-PF) - Accounting Fees**

		1,036	0	0	1,036
Description		Revenue and Expenses per Books	Net Investment Income	Adjusted Net Income	Disbursements for Charitable Purposes (Cash Basis Only)
1	TAX PREP FEES	1,036			1,036

**Part I, Line 18 (990-PF) - Taxes**

		1,840	1,017	0	0
Description		Revenue and Expenses per Books	Net Investment Income	Adjusted Net Income	Disbursements for Charitable Purposes
1	FOREIGN TAXES PAID	1,017	1,017		
2	ESTIMATED EXCISE TAXES PAID	823			

**Part I, Line 23 (990-PF) - Other Expenses**

		625	8	0	617
Description		Revenue and Expenses per Books	Net Investment Income	Adjusted Net Income	Disbursements for Charitable Purposes
1	ADR FEES	8	8		
2	GRANT ADMINISTRATION FEES	617			617

**Part II, Line 13 (990-PF) - Investments - Other**

Asset Description		Basis of Valuation	Book Value Beg. of Year	Book Value End of Year	FMV End of Year
1			1,573,737	1,565,037	1,834,796
2	AFLAC INC		0	4,203	7,081
3	AFFILIATED MANAGERS GROUP INC		0	3,370	8,241
4	APACHE CORPORATION COM		0	3,852	6,274
5	APPLE COMPUTER INC COM		0	6,778	15,709
6	ARTISAN INTERNATIONAL FUND 661		0	84,260	109,316
7	BAXTER INTL INC COM		0	7,029	7,025
8	BOEING COMPANY		0	4,087	8,189
9	CVS/CAREMARK CORPORATION		0	3,890	8,588
10	CAPITAL ONE FINANCIAL CORP		0	3,207	6,972
11	CISCO SYSTEMS INC		0	7,078	8,837
12	CUMMINS INC.		0	4,766	5,075
13	DIAGEO PLC - ADR		0	3,068	6,356
14	WALT DISNEY CO		0	6,206	11,536
15	DODGE & COX INCOME FD COM 147		0	48,437	48,844
16	E M C CORP MASS		0	3,873	4,502
17	GILEAD SCIENCES INC		0	2,026	7,810
18	INTERNATIONAL BUSINESS MACHS CORP		0	6,362	5,815
19	JOHNSON CONTROLS INC		0	4,886	7,952
20	MERGER FD SH BEN INT 260		0	35,742	36,125
21	MICROSOFT CORP		0	4,360	5,799
22	NATIONAL OILWELL INC COM		0	6,022	6,760
23	NESTLE S.A. REGISTERED SHARES - ADR		0	3,992	6,402
24	ORACLE CORPORATION		0	4,754	6,351
25	PIMCO TOTAL RET FD-INST 35		0	48,990	48,179
26	PIMCO FOREIGN BD FD USD H-INST 103		0	9,162	9,093
27	T ROWE PRICE SHORT TERM BD FD 55		0	27,692	27,572
28	SCHLUMBERGER LTD		0	2,286	8,560
29	TJX COS INC NEW		0	3,571	7,903
30	THERMO FISHER SCIENTIFIC INC		0	2,556	6,013
31	TOTAL FINA ELF S.A. ADR		0	4,649	6,311
32	UNION PACIFIC CORP		0	5,297	9,576
33	MCKESSON CORP		0	4,645	7,909
34	GOLDMAN SACHS GROUP INC		0	4,642	5,672
35	HSBC - ADR		0	7,284	7,498
36	UNITED PARCEL SERVICE-CL B		0	4,116	6,620
37	TARGET CORP		0	6,815	8,415
38	UNITEDHEALTH GROUP INC		0	4,657	10,241
39	ARTISAN MID CAP FUND-INSTL 1333		0	66,010	80,000
40	FID ADV EMER MKTS INC- CL I 607		0	27,407	26,746
41	COACH INC		0	5,780	6,118
42	BHP BILLITON LIMITED		0	4,672	3,546
43	JPMORGAN CHASE & CO		0	6,736	10,351
44	U S TREAS INFL IND 1 250% 4/15/14		0	25,689	27,768
45	US BANCORP DEL NEW		0	5,258	7,595
46	ANHEUSER-BUSCH INBEV SPN ADR		0	3,918	7,878



**Part II, Line 13 (990-PF) - Investments - Other**

Asset Description		Basis of Valuation	Book Value Beg. of Year	Book Value End of Year	FMV End of Year
47	LAUDUS MONDRIAN INTL FI-INST 2940		0	9,863	1,834,796
48	DODGE & COX INT'L STOCK FD 1048		0	86,524	108,015
49	CHEVRON CORP		0	4,374	6,370
50	DREYFUS EMG MKT DEBT LOC C-I 6083		0	64,085	62,596
51	DRIEHAUS ACTIVE INCOME FUND		0	54,915	55,104
52	3M CO		0	5,339	8,696
53	JP MORGAN MID CAP VALUE-I 758		0	35,336	55,507
54	US TREASURY INFLATION BOND 1/15/20		0	25,852	28,996
55	BERSHIRE HATHAWAY INC.		0	6,430	11,263
56	COMCAST CORP CLASS A		0	3,906	10,289
57	ASG GLOBAL ALTERNATIVES-Y 1993		0	74,337	73,561
58	GOOGLE INC		0	5,425	10,086
59	VANGUARD REIT VIPER		0	60,552	72,049
60	AQR MANAGED FUTURES STR-I		0	18,776	19,687
61	CELANESE CORP		0	3,958	5,199
62	VANGUARD EMERGING MARKETS ETF		0	95,842	93,347
63	MONSTER BEVERAGE CORP		0	3,682	5,489
64	OPPENHEIMER DEVELOPING MKT-Y 788		0	84,742	95,307
65	EATON CORP PLC		0	4,804	7,079
66	CME GROUP INC		0	5,703	8,317
67	SPDR DJ WILSHIRE INTERNATIONAL REA		0	64,258	71,894
68	ROBECO BP LNG/SHRT RES-INS		0	54,451	58,541
69	RIDGEWORTH SEIX HY BD-I 5855		0	87,356	89,245
70	KALMAR GR W/ VAL SM CAP-INS #4		0	42,924	55,841
71	CREDIT SUISSE COMM RT ST-CO 2156		0	84,499	72,189
72	KEELEY SMALL CAP VAL FD CL I 2251		0	33,024	56,003

**Part III (990-PF) - Changes in Net Assets or Fund Balances**

---

**Line 3 - Other increases not included in Part III, Line 2**

1	MUTUAL FUND & CTF INCOME ADDITIONS	1	6,103
2	Total	2	6,103

---

**Line 5 - Decreases not included in Part III, Line 2**

1	COST BASIS ADJUSTMENT	1	2,029
2	MUTUAL FUND & CTF INCOME SUBTRACTION	2	2,561
3	PY RETURN OF CAPITAL ADJUSTMENT	3	768
4	Total	4	5,358

---

## Part IV (990-PF) - Capital Gains and Losses for Tax on Investment Income

	Long Term CG Distributions		How Acquired	Date Acquired	Date Sold	Gross Sales Price	Depreciation Allowed	Adjustments	Cost or Other Basis Plus Expense of Sale	F M V as of 12/31/69	Adjusted Basis as of 12/31/69	Excess of FMV Over Adjusted Basis	Gain Minus Excess of FMV Over Adjusted Basis or Losses
	15,601	0											
Description of Property Sold													
1 Capital Gain Distributions													
2 SEE ATTACHED						746,687			708,616	38,070	0	0	38,070



**Part VI, Line 6a (990-PF) - Estimated Tax Payments**

	Date		Amount
1 Credit from prior year return . . . . .		1	105
2 First quarter estimated tax payment . . . . .	5/7/2013	2	127
3 Second quarter estimated tax payment . . . . .	6/10/2013	3	232
4 Third quarter estimated tax payment . . . . .	9/9/2013	4	232
5 Fourth quarter estimated tax payment . . . . .	12/10/2013	5	232
6 Other payments . . . . .		6	
7 Total . . . . .		7	928

**Part XIII, Line 2a, Column C (990-PF) - Prior Year Undistributed Income**

<b>1</b>	Distributable amounts for 2012 that remained undistributed at the beginning of the 2013 tax year	<b>1</b>	<u>72,673</u>
<b>2</b>		<b>2</b>	
<b>3</b>		<b>3</b>	
<b>4</b>		<b>4</b>	
<b>5</b>		<b>5</b>	
<b>6</b>		<b>6</b>	
<b>7</b>		<b>7</b>	
<b>8</b>		<b>8</b>	
<b>9</b>		<b>9</b>	
<b>10</b>	Total	<b>10</b>	<u>72,673</u>

Account Name: BOWSHER, THE BOOHER FOUNDATION

EIN: 31-0979401

Tax Year: 12/31/2013

On behalf of Wells Fargo Bank N.A., the trustee, we are filing the above return to change Page 4, Line 8b to yes, correctly reporting our state filing requirement.