



See a Social Security Number? Say Something!
Report Privacy Problems to <https://public.resource.org/privacy>
Or call the IRS Identity Theft Hotline at 1-800-908-4490



Return of Private Foundation

or Section 4947(a)(1) Trust Treated as Private Foundation

Do not enter Social Security numbers on this form as it may be made public.

Information about Form 990-PF and its separate instructions is at www.irs.gov/form990pf.

2013

Open to Public Inspection

For calendar year 2013 or tax year beginning

, and ending

Name of foundation

MORGAN FAMILY FOUNDATION

Number and street (or P.O. box number if mail is not delivered to street address)

130 GLEN STREET, UNIT 6, PO BOX 561

Room/suite

City or town, state or province, country, and ZIP or foreign postal code

YELLOW SPRINGS, OH 45387

A Employer identification number

30-0205024

B Telephone number

937-767-9208

C If exemption application is pending, check here ☐D 1. Foreign organizations, check here ☐2. Foreign organizations meeting the 85% test, check here and attach computation ☐E If private foundation status was terminated under section 507(b)(1)(A), check here ☐F If the foundation is in a 60-month termination under section 507(b)(1)(B), check here ☐

G Check all that apply:

☐

Initial return

☐

Initial return of a former public charity

☐

Final return

☐

Amended return

☐

Address change

☐

Name change

H Check type of organization:

☒

Section 501(c)(3) exempt private foundation

☐

Section 4947(a)(1) nonexempt charitable trust

☐

Other taxable private foundation

I Fair market value of all assets at end of year

(from Part II, col. (c), line 16)

\$ 50,528,870. (Part I, column (d) must be on cash basis.)

J Accounting method:

☐

Cash

☐

Accrual

☒Other (specify) **MODIFIED CASH**

Part I

Analysis of Revenue and Expenses

(The total of amounts in columns (b), (c), and (d) may not necessarily equal the amounts in column (a).)

(a) Revenue and expenses per books

(b) Net investment income

(c) Adjusted net income

(d) Disbursements for charitable purposes (cash basis only)

1 Contributions, gifts, grants, etc., received

2 Check ☒ if the foundation is not required to attach Sch. B

3 Interest on savings and temporary cash investments

744.

744.

STATEMENT 1

4 Dividends and interest from securities

932,037.

932,037.

STATEMENT 2

5a Gross rents

b Net rental income or (loss)

1,925,443.

6a Net gain or (loss) from sale of assets not on line 10

b Gross sales price for all assets on line 6a 9,851,380.

7 Capital gain net income (from Part IV, line 2)

1,925,443.

8 Net short-term capital gain

9 Income modifications

10a Gross sales less returns and allowances

b Less Cost of goods sold

c Gross profit or (loss)

47,265.

47,265.

STATEMENT 3

11 Other income

12 Total. Add lines 1 through 11

2,905,489.

2,905,489.

13 Compensation of officers, directors, trustees, etc

202,930.

34,088.

119,122.

14 Other employee salaries and wages

39,474.

0.

29,606.

15 Pension plans, employee benefits

65,299.

8,455.

41,446.

16a Legal fees

STMT 4

3,438.

0.

0.

b Accounting fees

STMT 5

19,515.

0.

0.

c Other professional fees

STMT 6

151,624.

93,885.

47,073.

17 Interest

18 Taxes

STMT 7

61,083.

583.

0.

19 Depreciation and depletion

335.

0.

0.

20 Occupancy

5,132.

0.

97.

21 Travel, conferences, and meetings

46,563.

638.

23,492.

22 Printing and publications

487.

0.

0.

23 Other expenses

STMT 8

31,998.

0.

0.

24 Total operating and administrative expenses. Add lines 13 through 23

627,878.

137,649.

260,836.

25 Contributions, gifts, grants paid

2,626,834.

2,151,834.

26 Total expenses and disbursements. Add lines 24 and 25

3,254,712.

137,649.

2,412,670.

27 Subtract line 26 from line 12:

a Excess of revenue over expenses and disbursements

-349,223.

b Net investment income (if negative, enter -0-)

2,767,840.

c Adjusted net income (if negative, enter -0-)

N/A

Part II Balance Sheets

Attached schedules and amounts in the description column should be for end-of-year amounts only

		Beginning of year	End of year	
		(a) Book Value	(b) Book Value	(c) Fair Market Value
Assets	1 Cash - non-interest-bearing			
	2 Savings and temporary cash investments	1,166,849.	774,634.	774,634.
	3 Accounts receivable ▶			
	Less: allowance for doubtful accounts ▶	104,758.		
	4 Pledges receivable ▶			
	Less: allowance for doubtful accounts ▶			
	5 Grants receivable			
	6 Receivables due from officers, directors, trustees, and other disqualified persons			
	7 Other notes and loans receivable ▶			
	Less: allowance for doubtful accounts ▶			
	8 Inventories for sale or use			
	9 Prepaid expenses and deferred charges			
	10a Investments - U.S. and state government obligations			
	b Investments - corporate stock STMT 10	3,478,820.	3,880,087.	3,880,087.
	c Investments - corporate bonds			
	Liabilities	11 Investments - land, buildings, and equipment basis ▶		
Less accumulated depreciation ▶				
12 Investments - mortgage loans				
13 Investments - other STMT 11		40,685,908.	45,859,563.	45,859,563.
14 Land, buildings, and equipment basis ▶ 15,719.				
Less accumulated depreciation STMT 12 ▶ 5,023.		11,031.	10,696.	10,696.
15 Other assets (describe ▶ SOFTWARE)		0.	3,890.	3,890.
16 Total assets (to be completed by all filers - see the instructions. Also, see page 1, item 1)		45,447,366.	50,528,870.	50,528,870.
17 Accounts payable and accrued expenses		-96.	154.	
18 Grants payable		1,066,750.	2,476,494.	
Net Assets or Fund Balances	19 Deferred revenue			
	20 Loans from officers, directors, trustees, and other disqualified persons			
	21 Mortgages and other notes payable			
	22 Other liabilities (describe ▶ STATEMENT 13)	27,725.	27,725.	
23 Total liabilities (add lines 17 through 22)	1,094,379.	2,504,373.		
Net Assets or Fund Balances	Foundations that follow SFAS 117, check here and complete lines 24 through 26 and lines 30 and 31. ▶ <input type="checkbox"/>			
	24 Unrestricted			
	25 Temporarily restricted			
	26 Permanently restricted			
	Foundations that do not follow SFAS 117, check here and complete lines 27 through 31. ▶ <input checked="" type="checkbox"/>			
	27 Capital stock, trust principal, or current funds	0.	0.	
	28 Paid-in or capital surplus, or land, bldg., and equipment fund	0.	0.	
	29 Retained earnings, accumulated income, endowment, or other funds	44,352,987.	48,024,497.	
30 Total net assets or fund balances	44,352,987.	48,024,497.		
31 Total liabilities and net assets/fund balances	45,447,366.	50,528,870.		

Part III Analysis of Changes in Net Assets or Fund Balances

1 Total net assets or fund balances at beginning of year - Part II, column (a), line 30 (must agree with end-of-year figure reported on prior year's return)	1	44,352,987.
2 Enter amount from Part I, line 27a	2	-349,223.
3 Other increases not included in line 2 (itemize) ▶ SEE STATEMENT 9	3	4,020,733.
4 Add lines 1, 2, and 3	4	48,024,497.
5 Decreases not included in line 2 (itemize) ▶	5	0.
6 Total net assets or fund balances at end of year (line 4 minus line 5) - Part II, column (b), line 30	6	48,024,497.

Form 990-PF (2013)

Part IV Capital Gains and Losses for Tax on Investment Income

(a) List and describe the kind(s) of property sold (e.g., real estate, 2-story brick warehouse; or common stock, 200 shs. MLC Co.)	(b) How acquired P - Purchase D - Donation	(c) Date acquired (mo., day, yr.)	(d) Date sold (mo., day, yr.)
1a HUNTINGTON - SEE ATTACHED SCHEDULE	P	VARIOUS	VARIOUS
b HUNTINGTON - SEE STTACHED SCHEDULE	P	VARIOUS	VARIOUS
c HUNTINGTON - SEE ATTACHED SCHEDULE	P	VARIOUS	VARIOUS
d HUNTINGTON - SEE ATTACHED SCHEDULE	P	VARIOUS	VARIOUS
e CAPITAL GAINS DIVIDENDS			

(e) Gross sales price	(f) Depreciation allowed (or allowable)	(g) Cost or other basis plus expense of sale	(h) Gain or (loss) (e) plus (f) minus (g)
a 5,064,000.		4,435,025.	628,975.
b 1,080,000.		915,610.	164,390.
c 1,328,103.		972,152.	355,951.
d 2,160,097.		1,603,150.	556,947.
e 219,180.			219,180.

Complete only for assets showing gain in column (h) and owned by the foundation on 12/31/69

(i) F.M.V. as of 12/31/69	(j) Adjusted basis as of 12/31/69	(k) Excess of col. (i) over col. (j), if any	(l) Gains (Col. (h) gain minus col. (k), but not less than -0-) or Losses (from col. (h))
a			628,975.
b			164,390.
c			355,951.
d			556,947.
e			219,180.

2 Capital gain net income or (net capital loss)	{ If gain, also enter in Part I, line 7 If (loss), enter -0- in Part I, line 7 }	2	1,925,443.
3 Net short-term capital gain or (loss) as defined in sections 1222(5) and (6): If gain, also enter in Part I, line 8, column (c). If (loss), enter -0- in Part I, line 8	{ }	3	N/A

Part V Qualification Under Section 4940(e) for Reduced Tax on Net Investment Income

(For optional use by domestic private foundations subject to the section 4940(a) tax on net investment income.)

If section 4940(d)(2) applies, leave this part blank.

Was the foundation liable for the section 4942 tax on the distributable amount of any year in the base period?

☐ Yes ☒ No

If "Yes," the foundation does not qualify under section 4940(e). Do not complete this part.

1 Enter the appropriate amount in each column for each year; see the instructions before making any entries.

(a) Base period years Calendar year (or tax year beginning in)	(b) Adjusted qualifying distributions	(c) Net value of noncharitable-use assets	(d) Distribution ratio (col. (b) divided by col. (c))
2012	2,321,577.	43,180,612.	.053764
2011	2,566,257.	45,768,356.	.056071
2010	1,699,338.	42,180,663.	.040287
2009	180,119.	40,604,705.	.004436
2008	10,188,860.	36,391,144.	.279982

2 Total of line 1, column (d)	2	.434540
3 Average distribution ratio for the 5-year base period - divide the total on line 2 by 5, or by the number of years the foundation has been in existence if less than 5 years	3	.086908
4 Enter the net value of noncharitable-use assets for 2013 from Part X, line 5	4	47,280,059.
5 Multiply line 4 by line 3	5	4,109,015.
6 Enter 1% of net investment income (1% of Part I, line 27b)	6	27,678.
7 Add lines 5 and 6	7	4,136,693.
8 Enter qualifying distributions from Part XII, line 4	8	2,412,670.

If line 8 is equal to or greater than line 7, check the box in Part VI, line 1b, and complete that part using a 1% tax rate.
See the Part VI instructions.

Part VI Excise Tax Based on Investment Income (Section 4940(a), 4940(b), 4940(e), or 4948 - see instructions)

1a Exempt operating foundations described in section 4940(d)(2), check here <input type="checkbox"/> and enter "N/A" on line 1. Date of ruling or determination letter: _____ (attach copy of letter if necessary-see instructions)			
b Domestic foundations that meet the section 4940(e) requirements in Part V, check here <input type="checkbox"/> and enter 1% of Part I, line 27b		1	55,357.
c All other domestic foundations enter 2% of line 27b. Exempt foreign organizations enter 4% of Part I, line 12, col. (b).			
2 Tax under section 511 (domestic section 4947(a)(1) trusts and taxable foundations only. Others enter -0-)		2	0.
3 Add lines 1 and 2		3	55,357.
4 Subtitle A (income) tax (domestic section 4947(a)(1) trusts and taxable foundations only. Others enter -0-)		4	0.
5 Tax based on investment income. Subtract line 4 from line 3. If zero or less, enter -0-		5	55,357.
6 Credits/Payments:			
a 2013 estimated tax payments and 2012 overpayment credited to 2013	6a	46,750.	
b Exempt foreign organizations - tax withheld at source	6b		
c Tax paid with application for extension of time to file (Form 8868)	6c		
d Backup withholding erroneously withheld	6d		
7 Total credits and payments. Add lines 6a through 6d	7	46,750.	
8 Enter any penalty for underpayment of estimated tax. Check here <input checked="" type="checkbox"/> if Form 2220 is attached	8		
9 Tax due. If the total of lines 5 and 8 is more than line 7, enter amount owed	9	8,607.	
10 Overpayment. If line 7 is more than the total of lines 5 and 8, enter the amount overpaid	10		
11 Enter the amount of line 10 to be: Credited to 2014 estimated tax <input type="checkbox"/> Refunded <input type="checkbox"/>	11		

Part VII-A Statements Regarding Activities

	Yes	No
1a During the tax year, did the foundation attempt to influence any national, state, or local legislation or did it participate or intervene in any political campaign?		X
b Did it spend more than \$100 during the year (either directly or indirectly) for political purposes (see instructions for the definition)? If the answer is "Yes" to 1a or 1b, attach a detailed description of the activities and copies of any materials published or distributed by the foundation in connection with the activities		X
c Did the foundation file Form 1120-POL for this year?		X
d Enter the amount (if any) of tax on political expenditures (section 4955) imposed during the year: (1) On the foundation. ► \$ 0. (2) On foundation managers. ► \$ 0.		
e Enter the reimbursement (if any) paid by the foundation during the year for political expenditure tax imposed on foundation managers. ► \$ 0.		
2 Has the foundation engaged in any activities that have not previously been reported to the IRS? If "Yes," attach a detailed description of the activities.		X
3 Has the foundation made any changes, not previously reported to the IRS, in its governing instrument, articles of incorporation, or bylaws, or other similar instruments? If "Yes," attach a conformed copy of the changes		X
4a Did the foundation have unrelated business gross income of \$1,000 or more during the year?		X
b If "Yes," has it filed a tax return on Form 990-T for this year?		
5 Was there a liquidation, termination, dissolution, or substantial contraction during the year? If "Yes," attach the statement required by General Instruction T.		X
6 Are the requirements of section 508(e) (relating to sections 4941 through 4945) satisfied either: • By language in the governing instrument, or • By state legislation that effectively amends the governing instrument so that no mandatory directions that conflict with the state law remain in the governing instrument?	X	
7 Did the foundation have at least \$5,000 in assets at any time during the year? If "Yes," complete Part II, col (c), and Part XV	X	
8a Enter the states to which the foundation reports or with which it is registered (see instructions) ► OH		
b If the answer is "Yes" to line 7, has the foundation furnished a copy of Form 990-PF to the Attorney General (or designate) of each state as required by General Instruction G? If "No," attach explanation	X	
9 Is the foundation claiming status as a private operating foundation within the meaning of section 4942(j)(3) or 4942(j)(5) for calendar year 2013 or the taxable year beginning in 2013 (see instructions for Part XIV)? If "Yes," complete Part XIV		X
10 Did any persons become substantial contributors during the tax year? If "Yes," attach a schedule listing their names and addresses		X

N/A

Part VII-A Statements Regarding Activities (continued)

11	At any time during the year, did the foundation, directly or indirectly, own a controlled entity within the meaning of section 512(b)(13)? If "Yes," attach schedule (see instructions)	11		X
12	Did the foundation make a distribution to a donor advised fund over which the foundation or a disqualified person had advisory privileges? If "Yes," attach statement (see instructions)	12	X	
13	Did the foundation comply with the public inspection requirements for its annual returns and exemption application? Website address ► WWW.MORGANFAMILYFDN.ORG	13	X	
14	The books are in care of ► THE FOUNDATION Telephone no. ► 937-767-9208 Located at ► 130 GLEN ST., #6, PO BOX 561, YELLOW SPRINGS, OH ZIP+4 ► 45387			
15	Section 4947(a)(1) nonexempt charitable trusts filing Form 990-PF in lieu of Form 1041 - Check here and enter the amount of tax-exempt interest received or accrued during the year ► 15 N/A			
16	At any time during calendar year 2013, did the foundation have an interest in or a signature or other authority over a bank, securities, or other financial account in a foreign country? See the instructions for exceptions and filing requirements for Form TD F 90-22.1. If "Yes," enter the name of the foreign country ►	16	Yes	No
				X

Part VII-B Statements Regarding Activities for Which Form 4720 May Be Required

File Form 4720 if any item is checked in the "Yes" column, unless an exception applies.

	Yes	No
1a During the year did the foundation (either directly or indirectly):		
(1) Engage in the sale or exchange, or leasing of property with a disqualified person?	<input type="checkbox"/> Yes <input checked="" type="checkbox"/> No	
(2) Borrow money from, lend money to, or otherwise extend credit to (or accept it from) a disqualified person?	<input type="checkbox"/> Yes <input checked="" type="checkbox"/> No	
(3) Furnish goods, services, or facilities to (or accept them from) a disqualified person?	<input checked="" type="checkbox"/> Yes <input type="checkbox"/> No	
(4) Pay compensation to, or pay or reimburse the expenses of, a disqualified person?	<input checked="" type="checkbox"/> Yes <input type="checkbox"/> No	
(5) Transfer any income or assets to a disqualified person (or make any of either available for the benefit or use of a disqualified person)?	<input type="checkbox"/> Yes <input checked="" type="checkbox"/> No	
(6) Agree to pay money or property to a government official? (Exception. Check "No" if the foundation agreed to make a grant to or to employ the official for a period after termination of government service, if terminating within 90 days.)	<input type="checkbox"/> Yes <input checked="" type="checkbox"/> No	
b If any answer is "Yes" to 1a(1)-(6), did any of the acts fail to qualify under the exceptions described in Regulations section 53.4941(d)-3 or in a current notice regarding disaster assistance (see instructions)? Organizations relying on a current notice regarding disaster assistance check here ► <input type="checkbox"/>	1b	X
c Did the foundation engage in a prior year in any of the acts described in 1a, other than excepted acts, that were not corrected before the first day of the tax year beginning in 2013?	1c	X
2 Taxes on failure to distribute income (section 4942) (does not apply for years the foundation was a private operating foundation defined in section 4942(j)(3) or 4942(j)(5)):		
a At the end of tax year 2013, did the foundation have any undistributed income (lines 6d and 6e, Part XIII) for tax year(s) beginning before 2013? If "Yes," list the years ►	<input type="checkbox"/> Yes <input checked="" type="checkbox"/> No	
b Are there any years listed in 2a for which the foundation is not applying the provisions of section 4942(a)(2) (relating to incorrect valuation of assets) to the year's undistributed income? (If applying section 4942(a)(2) to all years listed, answer "No" and attach statement - see instructions.)	N/A	
c If the provisions of section 4942(a)(2) are being applied to any of the years listed in 2a, list the years here. ►	2b	
3a Did the foundation hold more than a 2% direct or indirect interest in any business enterprise at any time during the year?	<input type="checkbox"/> Yes <input checked="" type="checkbox"/> No	
b If "Yes," did it have excess business holdings in 2013 as a result of (1) any purchase by the foundation or disqualified persons after May 26, 1969; (2) the lapse of the 5-year period (or longer period approved by the Commissioner under section 4943(c)(7)) to dispose of holdings acquired by gift or bequest; or (3) the lapse of the 10-, 15-, or 20-year first phase holding period? (Use Schedule C, Form 4720, to determine if the foundation had excess business holdings in 2013.)	N/A	
4a Did the foundation invest during the year any amount in a manner that would jeopardize its charitable purposes?	4a	X
b Did the foundation make any investment in a prior year (but after December 31, 1969) that could jeopardize its charitable purpose that had not been removed from jeopardy before the first day of the tax year beginning in 2013?	4b	X

Form 990-PF (2013)

Part VII-B Statements Regarding Activities for Which Form 4720 May Be Required (continued)

5a During the year did the foundation pay or incur any amount to:

(1) Carry on propaganda, or otherwise attempt to influence legislation (section 4945(e))?

☐ Yes ☒ No

(2) Influence the outcome of any specific public election (see section 4955); or to carry on, directly or indirectly, any voter registration drive?

☐ Yes ☒ No

(3) Provide a grant to an individual for travel, study, or other similar purposes?

☐ Yes ☒ No

(4) Provide a grant to an organization other than a charitable, etc., organization described in section 509(a)(1), (2), or (3), or section 4940(d)(2)?

☐ Yes ☒ No

(5) Provide for any purpose other than religious, charitable, scientific, literary, or educational purposes, or for the prevention of cruelty to children or animals?

☐ Yes ☒ No

b If the answer is "Yes" to 5a(1)-(5), did any of the transactions fail to qualify under the exceptions described in Regulations section 53.4945 or in a current notice regarding disaster assistance (see instructions)?

Organizations relying on a current notice regarding disaster assistance check here

☒

c If the answer is "Yes" to question 5a(4), does the foundation claim exemption from the tax because it maintained expenditure responsibility for the grant?

N/A

☐ Yes ☐ No

If "Yes," attach the statement required by Regulations section 53.4945-5(d).

6a Did the foundation, during the year, receive any funds, directly or indirectly, to pay premiums on a personal benefit contract?

☐ Yes ☒ No

b Did the foundation, during the year, pay premiums, directly or indirectly, on a personal benefit contract?

If "Yes" to 6b, file Form 8870

☐ Yes ☒ No

7a At any time during the tax year, was the foundation a party to a prohibited tax shelter transaction?

☐ Yes ☒ No

b If "Yes," did the foundation receive any proceeds or have any net income attributable to the transaction?

N/A

Part VIII Information About Officers, Directors, Trustees, Foundation Managers, Highly Paid Employees, and Contractors

1 List all officers, directors, trustees, foundation managers and their compensation.

(a) Name and address	(b) Title, and average hours per week devoted to position	(c) Compensation (If not paid, enter -0-)	(d) Contributions to employee benefit plans and deferred compensation	(e) Expense account, other allowances
SEE STATEMENT 15		202,930.	37,992.	0.

2 Compensation of five highest-paid employees (other than those included on line 1). If none, enter "NONE."

(a) Name and address of each employee paid more than \$50,000	(b) Title, and average hours per week devoted to position	(c) Compensation	(d) Contributions to employee benefit plans and deferred compensation	(e) Expense account, other allowances
NONE				

Total number of other employees paid over \$50,000

0

Form 990-PF (2013)

Part VIII**Information About Officers, Directors, Trustees, Foundation Managers, Highly Paid Employees, and Contractors** (continued)**3** Five highest-paid independent contractors for professional services. If none, enter "NONE."

(a) Name and address of each person paid more than \$50,000	(b) Type of service	(c) Compensation
NONE		

Total number of others receiving over \$50,000 for professional services

0

Part IX-A**Summary of Direct Charitable Activities**

List the foundation's four largest direct charitable activities during the tax year. Include relevant statistical information such as the number of organizations and other beneficiaries served, conferences convened, research papers produced, etc.

	Expenses
1 N/A	
2	
3	
4	

Part IX-B**Summary of Program-Related Investments**

Describe the two largest program-related investments made by the foundation during the tax year on lines 1 and 2.

	Amount
1 N/A	
2	
All other program-related investments. See instructions.	
3	

Total. Add lines 1 through 3

0.

Form 990-PF (2013)

Part X**Minimum Investment Return** (All domestic foundations must complete this part. Foreign foundations, see instructions.)

1	Fair market value of assets not used (or held for use) directly in carrying out charitable, etc., purposes:		
a	Average monthly fair market value of securities	1a	47,261,832.
b	Average of monthly cash balances	1b	723,641.
c	Fair market value of all other assets	1c	14,587.
d	Total (add lines 1a, b, and c)	1d	48,000,060.
e	Reduction claimed for blockage or other factors reported on lines 1a and 1c (attach detailed explanation)	1e	0.
2	Acquisition indebtedness applicable to line 1 assets	2	0.
3	Subtract line 2 from line 1d	3	48,000,060.
4	Cash deemed held for charitable activities. Enter 1 1/2% of line 3 (for greater amount, see instructions)	4	720,001.
5	Net value of noncharitable-use assets. Subtract line 4 from line 3. Enter here and on Part V, line 4	5	47,280,059.
6	Minimum investment return. Enter 5% of line 5	6	2,364,003.

Part XI**Distributable Amount** (see instructions) (Section 4942(j)(3) and (j)(5) private operating foundations and certain foreign organizations check here ☐ and do not complete this part.)

1	Minimum investment return from Part X, line 6	1	2,364,003.
2a	Tax on investment income for 2013 from Part VI, line 5	2a	55,357.
b	Income tax for 2013. (This does not include the tax from Part VI.)	2b	
c	Add lines 2a and 2b	2c	55,357.
3	Distributable amount before adjustments. Subtract line 2c from line 1	3	2,308,646.
4	Recoveries of amounts treated as qualifying distributions	4	0.
5	Add lines 3 and 4	5	2,308,646.
6	Deduction from distributable amount (see instructions)	6	0.
7	Distributable amount as adjusted. Subtract line 6 from line 5. Enter here and on Part XIII, line 1	7	2,308,646.

Part XII**Qualifying Distributions** (see instructions)

1	Amounts paid (including administrative expenses) to accomplish charitable, etc., purposes:		
a	Expenses, contributions, gifts, etc. - total from Part I, column (d), line 26	1a	2,412,670.
b	Program-related investments - total from Part IX-B	1b	0.
2	Amounts paid to acquire assets used (or held for use) directly in carrying out charitable, etc., purposes	2	
3	Amounts set aside for specific charitable projects that satisfy the:		
a	Suitability test (prior IRS approval required)	3a	
b	Cash distribution test (attach the required schedule)	3b	
4	Qualifying distributions. Add lines 1a through 3b. Enter here and on Part V, line 8, and Part XIII, line 4	4	2,412,670.
5	Foundations that qualify under section 4940(e) for the reduced rate of tax on net investment income. Enter 1% of Part I, line 27b	5	0.
6	Adjusted qualifying distributions. Subtract line 5 from line 4	6	2,412,670.

Note. The amount on line 6 will be used in Part V, column (b), in subsequent years when calculating whether the foundation qualifies for the section 4940(e) reduction of tax in those years.

Form 990-PF (2013)

Part XIII Undistributed Income (see instructions)

	(a) Corpus	(b) Years prior to 2012	(c) 2012	(d) 2013
1 Distributable amount for 2013 from Part XI, line 7				2,308,646.
2 Undistributed income, if any, as of the end of 2013				
a Enter amount for 2012 only			0.	
b Total for prior years:		0.		
3 Excess distributions carryover, if any, to 2013:				
a From 2008				
b From 2009	10,179.			
c From 2010				
d From 2011	339,228.			
e From 2012	250,612.			
f Total of lines 3a through e	600,019.			
4 Qualifying distributions for 2013 from Part XII, line 4: ▶ \$	2,412,670.			
a Applied to 2012, but not more than line 2a			0.	
b Applied to undistributed income of prior years (Election required - see instructions)		0.		
c Treated as distributions out of corpus (Election required - see instructions)	0.			
d Applied to 2013 distributable amount				2,308,646.
e Remaining amount distributed out of corpus	104,024.			
5 Excess distributions carryover applied to 2013 (If an amount appears in column (d), the same amount must be shown in column (a))	0.			0.
6 Enter the net total of each column as indicated below:				
a Corpus: Add lines 3f, 4c, and 4e. Subtract line 5	704,043.			
b Prior years' undistributed income. Subtract line 4b from line 2b		0.		
c Enter the amount of prior years' undistributed income for which a notice of deficiency has been issued, or on which the section 4942(a) tax has been previously assessed		0.		
d Subtract line 6c from line 6b. Taxable amount - see instructions		0.		
e Undistributed income for 2012. Subtract line 4a from line 2a. Taxable amount - see instr.			0.	
f Undistributed income for 2013. Subtract lines 4d and 5 from line 1. This amount must be distributed in 2014				0.
7 Amounts treated as distributions out of corpus to satisfy requirements imposed by section 170(b)(1)(F) or 4942(g)(3)	0.			
8 Excess distributions carryover from 2008 not applied on line 5 or line 7	0.			
9 Excess distributions carryover to 2014. Subtract lines 7 and 8 from line 6a	704,043.			
10 Analysis of line 9:				
a Excess from 2009	10,179.			
b Excess from 2010				
c Excess from 2011	339,228.			
d Excess from 2012	250,612.			
e Excess from 2013	104,024.			

Part XIV Private Operating Foundations (see instructions and Part VII-A, question 9)

N/A

- 1 a** If the foundation has received a ruling or determination letter that it is a private operating foundation, and the ruling is effective for 2013, enter the date of the ruling _____.

- b** Check box to indicate whether the foundation is a private operating foundation described in section ☐ 4942(j)(3) or ☐ 4942(j)(5)

Part XV Supplementary Information (continued)**3 Grants and Contributions Paid During the Year or Approved for Future Payment**

Recipient Name and address (home or business)	If recipient is an individual, show any relationship to any foundation manager or substantial contributor	Foundation status of recipient	Purpose of grant or contribution	Amount
a Paid during the year				
43 COMPETITIVE GRANTS - SEE ATTACHED STATEMENT				2,544,244.
60 MATCHING GRANTS - SEE ATTACHED STATEMENT				65,840.
43 REUNION GRANTS - SEE ATTACHED STATEMENT				15,000.
5 OTHER GRANTS - SEE ATTACHED STATEMENT				1,750.
Total			▶ 3a	2,626,834.
b Approved for future payment				
5 GRANTS APPROVED FOR FUTURE PAYMENT - SEE ATTACHED STATEMENT				2,163,500.
Total			▶ 3b	2,163,500.

Part XVII Information Regarding Transfers To and Transactions and Relationships With Noncharitable Exempt Organizations

		Yes	No
1	Did the organization directly or indirectly engage in any of the following described in section 501(c) of the Code (other than section 501(c)(3) organizations) or in section 527, relating to political organizations?		
a	Transfers from the reporting foundation to a noncharitable exempt organization of:		
	(1) Cash		X
	(2) Other assets		X
b	Other transactions:		
	(1) Sales of assets to a noncharitable exempt organization		X
	(2) Purchases of assets from a noncharitable exempt organization		X
	(3) Rental of facilities, equipment, or other assets		X
	(4) Reimbursement arrangements		X
	(5) Loans or loan guarantees		X
	(6) Performance of services or membership or fundraising solicitations		X
c	Sharing of facilities, equipment, mailing lists, other assets, or paid employees		X
d	If the answer to any of the above is "Yes," complete the following schedule. Column (b) should always show the fair market value of the goods, other assets, or services given by the reporting foundation. If the foundation received less than fair market value in any transaction or sharing arrangement, show in column (d) the value of the goods, other assets, or services received.		

[illegible]

2a Is the foundation directly or indirectly affiliated with, or related to, one or more tax-exempt organizations described in section 501(c) of the Code (other than section 501(c)(3)) or in section 527? ☐ Yes ☒ No

b. If "Yes," complete the following schedule.		
(a) Name of organization	(b) Type of organization	(c) Description of relationship
N/A		

Sign Here	Under penalties of perjury, I declare that I have examined this return, including accompanying schedules and statements, and to the best of my knowledge and belief, it is true, correct, and complete. Declaration of preparer (other than taxpayer) is based on all information of which preparer has any knowledge.					May the IRS discuss this return with the preparer shown below (see instr.)? <input checked="" type="checkbox"/> Yes <input type="checkbox"/> No	
	Signature of officer or trustee <i>Lou M. Gurn</i>		Date <i>5/12/14</i>	Title <i>Executive Director & Secretary</i>			
Paid Preparer Use Only	Print/Type preparer's name KAREN O. CRIM		Preparer's signature <i>Karen O. Crim</i>		Date <i>5/8/14</i>	Check <input type="checkbox"/> if self-employed	PTIN P00368385
	Firm's name ▶ BATTELLE RIPPE KINGSTON LLP					Firm's EIN ▶ 31-0210560	
	Firm's address ▶ 2000 WEST DOROTHY LANE DAYTON, OH 45439					Phone no. 937 298-0201	

FORM 990-PF INTEREST ON SAVINGS AND TEMPORARY CASH INVESTMENTS STATEMENT 1

SOURCE	(A) REVENUE PER BOOKS	(B) NET INVESTMENT INCOME	(C) ADJUSTED NET INCOME
CHECKING ACCOUNT	11.	11.	
SAVINGS ACCOUNT	733.	733.	
TOTAL TO PART I, LINE 3	744.	744.	

FORM 990-PF DIVIDENDS AND INTEREST FROM SECURITIES STATEMENT 2

SOURCE	GROSS AMOUNT	CAPITAL GAINS DIVIDENDS	(A) REVENUE PER BOOKS	(B) NET INVEST- MENT INCOME	(C) ADJUSTED NET INCOME
HUNTINGTON	41,139.	0.	41,139.	41,139.	
HUNTINGTON	834,635.	180,198.	654,437.	654,437.	
HUNTINGTON	6,447.	0.	6,447.	6,447.	
HUNTINGTON	268,394.	38,982.	229,412.	229,412.	
WELLS FARGO	602.	0.	602.	602.	
TO PART I, LINE 4	1,151,217.	219,180.	932,037.	932,037.	

FORM 990-PF OTHER INCOME STATEMENT 3

DESCRIPTION	(A) REVENUE PER BOOKS	(B) NET INVEST- MENT INCOME	(C) ADJUSTED NET INCOME
ANTIOCH COLLEGE LOAN GUARANTEE FEE	46,500.	46,500.	
CLASS ACTION SETTLEMENT	765.	765.	
TOTAL TO FORM 990-PF, PART I, LINE 11	47,265.	47,265.	

FORM 990-PF	LEGAL FEES			STATEMENT 4
DESCRIPTION	(A) EXPENSES PER BOOKS	(B) NET INVEST- MENT INCOME	(C) ADJUSTED NET INCOME	(D) CHARITABLE PURPOSES
LEGAL FEES	3,438.	0.		0.
TO FM 990-PF, PG 1, LN 16A	3,438.	0.		0.

FORM 990-PF	ACCOUNTING FEES			STATEMENT 5
DESCRIPTION	(A) EXPENSES PER BOOKS	(B) NET INVEST- MENT INCOME	(C) ADJUSTED NET INCOME	(D) CHARITABLE PURPOSES
ACCOUNTING FEES	19,515.	0.		0.
TO FORM 990-PF, PG 1, LN 16B	19,515.	0.		0.

FORM 990-PF	OTHER PROFESSIONAL FEES			STATEMENT 6
DESCRIPTION	(A) EXPENSES PER BOOKS	(B) NET INVEST- MENT INCOME	(C) ADJUSTED NET INCOME	(D) CHARITABLE PURPOSES
PAYROLL SERVICE	2,033.	0.		0.
CONTRACT LABOR	47,073.	0.		47,073.
INVESTMENT MANAGEMENT & CUSTODIAN FEES	53,294.	53,294.		0.
INVESTMENT CONSULTANT FEES	40,591.	40,591.		0.
OTHER CONSULTING FEES	6,494.	0.		0.
DESIGN COMMUNICATION CONSULTANT FEES	539.	0.		0.
NONBOARD COMMITTEE COMP	1,600.	0.		0.
TO FORM 990-PF, PG 1, LN 16C	151,624.	93,885.		47,073.

FORM 990-PF	TAXES			STATEMENT	7
DESCRIPTION	(A) EXPENSES PER BOOKS	(B) NET INVEST- MENT INCOME	(C) ADJUSTED NET INCOME	(D) CHARITABLE PURPOSES	
FOREIGN TAXES	583.	583.		0.	
FEDERAL EXCISE TAXES	60,275.	0.		0.	
OHIO FILING FEES	225.	0.		0.	
TO FORM 990-PF, PG 1, LN 18	61,083.	583.		0.	

FORM 990-PF	OTHER EXPENSES			STATEMENT	8
DESCRIPTION	(A) EXPENSES PER BOOKS	(B) NET INVEST- MENT INCOME	(C) ADJUSTED NET INCOME	(D) CHARITABLE PURPOSES	
INSURANCE	7,432.	0.		0.	
DUES AND SUBSCRIPTIONS	13,996.	0.		0.	
OFFICE EQUIPMENT AND SUPPLIES	2,532.	0.		0.	
INTERNET & TECHNOLOGY SERVICES	6,792.	0.		0.	
POSTAGE	1,217.	0.		0.	
MISCELLANEOUS	29.	0.		0.	
TO FORM 990-PF, PG 1, LN 23	31,998.	0.		0.	

FORM 990-PF	OTHER INCREASES IN NET ASSETS OR FUND BALANCES			STATEMENT	9
DESCRIPTION	AMOUNT				
UNREALIZED FUND APPRECIATION	2,610,989.				
CHANGE IN RESERVES FOR GRANTS PAYABLE	1,409,744.				
TOTAL TO FORM 990-PF, PART III, LINE 3	4,020,733.				

FORM 990-PF CORPORATE STOCK STATEMENT 10

DESCRIPTION	BOOK VALUE	FAIR MARKET VALUE
CORPORATE STOCKS - SEE ATTACHED STATEMENT	3,880,087.	3,880,087.
TOTAL TO FORM 990-PF, PART II, LINE 10B	3,880,087.	3,880,087.

FORM 990-PF OTHER INVESTMENTS STATEMENT 11

DESCRIPTION	VALUATION METHOD	BOOK VALUE	FAIR MARKET VALUE
MUTUAL FUNDS EQUITIES - SEE ATTACHED STATEMENT	COST	36,495,804.	36,495,804.
MUTUAL FUNDS FIXED - SEE ATTACHED STATEMENT	COST	9,363,759.	9,363,759.
TOTAL TO FORM 990-PF, PART II, LINE 13		45,859,563.	45,859,563.

FORM 990-PF DEPRECIATION OF ASSETS NOT HELD FOR INVESTMENT STATEMENT 12

DESCRIPTION	COST OR OTHER BASIS	ACCUMULATED DEPRECIATION	BOOK VALUE
COMPUTER	2,331.	2,331.	0.
RAMP AND ENTRY	13,388.	2,692.	10,696.
TOTAL TO FM 990-PF, PART II, LN 14	15,719.	5,023.	10,696.

FORM 990-PF OTHER LIABILITIES STATEMENT 13

DESCRIPTION	BOY AMOUNT	EOY AMOUNT
DIRECT CHARITABLE ACTIVITY PAYABLE	27,725.	27,725.
TOTAL TO FORM 990-PF, PART II, LINE 22	27,725.	27,725.

FORM 990-PF EXPLANATION CONCERNING PART VII-A, LINE 12 STATEMENT 14

EXPLANATION

THE FOUNDATION MADE A DISTRIBUTION TO A DONOR ADVISED FUND AT THE DAYTON FOUNDATION. IN ACCORDANCE WITH THE DAYTON FOUNDATION'S POLICY, A DISTRIBUTION WAS USED TO ACCOMPLISH A CHARITABLE PURPOSE AS DESCRIBED IN SECTION 170(C)(2)(B).

FORM 990-PF PART VIII - LIST OF OFFICERS, DIRECTORS TRUSTEES AND FOUNDATION MANAGERS STATEMENT 15

NAME AND ADDRESS	TITLE AND AVRG HRS/WK	COMPEN- SATION	EMPLOYEE BEN PLAN CONTRIB	EXPENSE ACCOUNT
LEE M. MORGAN 130 GLEN ST., UNIT # 6 YELLOW SPRINGS, OH 45387	PRESIDENT 1.25	2,600.	0.	0.
VICTORIA A. MORGAN 130 GLEN ST., UNIT # 6 YELLOW SPRINGS, OH 45387	VICE PRESIDENT/TREASURER FROM 8/1/13 1.00	2,400.	0.	0.
MATTHEW MORGAN 130 GLEN ST., UNIT # 6 YELLOW SPRINGS, OH 45387	TREASURER TO 8/1/13 (RESIGNED) 1.00	0.	0.	0.
ASHA MORGAN MORAN 130 GLEN ST., UNIT # 6 YELLOW SPRINGS, OH 45387	DIRECTOR 1.00	2,600.	0.	0.
MARTY MORAN 130 GLEN ST., UNIT # 6 YELLOW SPRINGS, OH 45387	DIRECTOR 1.00	1,800.	0.	0.
KARLA MORGAN 130 GLEN ST., UNIT # 6 YELLOW SPRINGS, OH 45387	DIRECTOR 1.00	2,200.	0.	0.
LORI M. KUHN 130 GLEN ST., UNIT # 6 YELLOW SPRINGS, OH 45387	EXECUTIVE DIRECTOR/SECRETARY 32.00	123,967.	26,415.	0.
STEPHEN T. WILLIAMS 130 GLEN ST., UNIT # 6 YELLOW SPRINGS, OH 45387	CFO/ASSISTANT TREASURER 30.00	67,363.	11,577.	0.
TOTALS INCLUDED ON 990-PF, PAGE 6, PART VIII		202,930.	37,992.	0.

FORM 990-PF

PART XV - LINE 1A
LIST OF FOUNDATION MANAGERS

STATEMENT 16

NAME OF MANAGER

LEE M. MORGAN
VICTORIA A. MORGAN

FORM 990-PF

GRANT APPLICATION SUBMISSION INFORMATION
PART XV, LINES 2A THROUGH 2D

STATEMENT 17

NAME AND ADDRESS OF PERSON TO WHOM APPLICATIONS SHOULD BE SUBMITTED

LORI M. KUHN (AFTER JUNE 1, 2014, SEE BELOW)
130 GLEN ST., UNIT # 6, PO BOX 561
YELLOW SPRINGS, OH 45387

TELEPHONE NUMBER

937-767-9208

EMAIL ADDRESS

INFO@MORGANFAMILYFDN.ORG

FORM AND CONTENT OF APPLICATIONS

ORGANIZATIONS SEEKING GRANTS SHOULD FIRST REVIEW THE FOUNDATION'S GRANT GUIDELINES AND PROCESS AVAILABLE AT WWW.MORGANFAMILYFDN.ORG. IF APPROPRIATE, GRANTSEEKERS SHOULD COMPLETE THE FOUNDATION'S ONLINE LETTER OF INQUIRY PROCESS WHICH WILL BE ACCESSIBLE FROM THE FOUNDATION'S WEBSITE AFTER JUNE 1, 2014. THE FOUNDATION THEN INVITES OR DECLINES FULL APPLICATIONS, WHICH REQUIRE ADDITIONAL INFORMATION ABOUT THE APPLICANT ORGANIZATION, DETAILS OF THE REQUEST AND FINANCIAL INFORMATION, TO BE SUBMITTED ONLINE.

ANY SUBMISSION DEADLINES

DEADLINES ARE GENERALLY IN JANUARY AND AUGUST FOR GRANT DECISIONS MADE IN APRIL AND NOVEMBER.

RESTRICTIONS AND LIMITATIONS ON AWARDS

FOUNDATION GRANTS ARE AWARDED PRIMARILY TO 501(C)(3) PUBLIC CHARITIES THAT SERVE THE COMMUNITIES OF YELLOW SPRINGS, OHIO AND ST. CLOUD, MINNESOTA. THROUGH 2015, THE FOUNDATION WILL CONSIDER UNSOLICITED GRANT REQUESTS ONLY FROM THE ST. CLOUD, MINNESOTA AREA, AND THE FOUNDATION WILL ALSO AWARD GRANTS TO PRE-SELECTED PUBLIC CHARITIES IN YELLOW SPRINGS, OHIO AND PORTLAND, OREGON.

990-PF

316261
05-01-13 # - Current year section 179 (D) - Asset disposed

Morgan Family Foundation
EIN 30-0205024
2013 Form 990-PF

Statement Regarding Activities for Which Form 4720 May Be Required

Part VII-B

1a(3) - During the tax year ended 12/31/13 the Morgan Family Foundation was furnished office facilities by a disqualified person, Victoria Morgan. The Morgan Family Foundation did not recognize this as a charitable contribution, nor intends to ever do so. In addition, the disqualified person did not recognize this as a charitable contribution to the organization.

1a(4) - Consistent with foundation policy, during the tax year ended 12/31/13 five board members received compensation, equal to \$600 per meeting, for their service at board meetings during the fiscal year. This included Marty Moran, \$1,800, Lee Morgan, \$1,800, Victoria Morgan, \$1,800, Asha Morgan Moran, \$1,800, Karla Morgan, \$1,800. The sixth board member, Matthew Morgan, declined compensation. Two other disqualified persons, Chris Neff and Maureen Chrystal (a brother and sister-in-law of a foundation donor) received compensation of \$400 each for their attendance at a foundation board meeting.

Also consistent with foundation policy and during the tax year ended 12/31/13, four board members plus two other disqualified persons received compensation equal to \$400 per year for each committee on which they participated. This included Asha Morgan Moran, \$800, Lee Morgan, \$800; Karla Morgan, \$400, Victoria Morgan, \$600 (served half a year on a second committee), Chris Neff, \$400, and Maureen Chrystal, \$400. Matthew Morgan declined compensation.

During the tax year ended 12/31/13 three board members were reimbursed for expenses incurred in connection with the fulfilling of responsibilities as a board member, including food costs, lodging, and travel expenses associated with attendance at foundation meetings, as well as a national conference. These reimbursements totaled Lee Morgan, \$1,536.66; Victoria Morgan, \$568.80; Karla Morgan, \$1,798.19; all amounts totaling \$3,903.65. A committee member who is a disqualified person, Maureen Chrystal, was reimbursed \$926.04 for travel expenses incurred in connection with fulfilling responsibilities of attending a board meeting.

Morgan Family Foundation
EIN 30-0205024
2013 Form 990-PF

Report on Expenditure Responsibility Grants:

Expenditure Responsibility Grant #1:

- i Name and address of grantee.
Annandale Lions
P. O. Box 285
Annandale, MN 55302
- ii Date and amount of grant
Approved grant of \$30,000 in November, 2012, paid \$30,000 on 12/5/12
- iii Purpose of the grant
For purchase of a food trailer
- iv Amounts expended by grantee (based upon reports received from grantee). \$30,000
- v To the best of the foundation's knowledge, all expenditures from the grant funds have been made in furtherance of the stated purpose of the grant
- vi Dates of any reports received from the grantee The foundation received an initial report (including cost breakdown) from the grantee on July 23, 2013 The report indicated that the food trailer had been completed and grantee took possession on June 1, 2013. The trailer was used in the Annandale Annual 4th of July Celebration event
- vii Dates and results of any verification of the grantee's report: The trailer was used in the Annandale Annual 4th of July Celebration event.

Expenditure Responsibility Grant # 2:

- i Name and address of grantee.
WACOSA
320 Sundial Drive
P. O. Box 757
Waite Park, MN 56387
- ii Date and amount of grant:
Approved grant of \$50,000 in November, 2012, paid \$50,000 on 12/5/2012
- iii Purpose of the grant:
For items to operate a vocational training program within a new facility for individuals with Asperger's Syndrome
- iv Amounts expended by grantee (based upon 1/21/2014 report received from grantee) \$50,000.00
- v Based on the itemization of expenditure report received on January 21, all expenditures from the grant funds were made consistent with the stated purpose of the grant.

- vi Dates of any reports received from the grantee The foundation received the second annual report from grantee on January 21, 2014 The thrift store opened in May, 2013, and had two persons with Aspergers complete the training program with two additional candidates expected to begin training in early 2014
- vii Date and results of any verification of the grantee's reports: The Executive Director and Program Officer from the foundation visited with the grantee and toured the thrift store on September 18, 2013

	<p>Recipient ----- Name and address (home or business)</p>	<p>If recipient is an individual show any relationship to any foundation manager or substantial contributor</p>	<p>Foundation status of recipient</p>	<p>Purpose</p>	<p>Amount Paid</p>
	Competitive Grants:				
1	Annandale Youth First, Inc 50 Chestnut Street, East P O Box 190 Annandale, MN 55302	N/A	PC	second-year funding for a new program "Annandale Life-Long Fitness" focused on childhood obesity, as well as for general operating support	\$30,000 00
2	Antioch College Continuation Corporation One Morgan Place Yellow Springs, OH 45387	N/A	PC	quarterly payments on the 2-year grant of \$1 0 million for unrestricted use	\$125,000 00
2	Antioch College Continuation Corporation One Morgan Place Yellow Springs, OH 45387	N/A	PC	first-year payments on a 3-year grant for general operating support and to leverage fundraising efforts during the \$75 million campaign	\$875,000 00
4	Antioch College Continuation Corporation One Morgan Place Yellow Springs, OH 45387	N/A	PC	quarterly payments on the 5-year grant of \$2 1 million for restoration, revitalization, reopening of Antioch College	\$475,000 00
5	Big Brothers Big Sisters of Central Minnesota, Inc 15 Sixth Avenue North St Cloud, MN 56303	N/A	PC	for general operating support, plus program support to serve ten children of incarcerated parents and five children of diverse cultures	\$50,000 00
6	Boys & Girls Clubs of Central Minnesota 345 30th Avenue North St Cloud, MN 56303	N/A	PC	for expansion and renovation of the Roosevelt Boys & Girls Club	\$50,000 00
7	Casa Guadalupe Multicultural Community 22 5th Avenue North Cold Spring, MN 56320	N/A	PC	first-year payment on a two-year grant for a full time executive director	\$45,000 00
8	Catholic Charities of the Diocese of St Cloud 911 18th Street N P O Box 2390 St Cloud, MN 56302-2390	N/A	PC	for program operation and building improvements of the new Homeless Youth Shelter/ Transition House	\$50,000 00
9	Central Minnesota Community Foundation 101 South 7th Avenue Suite 100 St Cloud, MN 56301	N/A	PC	for the Good Samaritan Fund to help people with immediate, one-time emergency needs, with half for current use and half for the endowment	\$50,000 00
10	Central Minnesota Mental Health Center 1321 North 13th Street St Cloud, MN 56303	N/A	PC	for development of a trauma informed care advocate and therapeutic practices	\$52,300 00
11	Central Minnesota Sustainability Project P O Box 7154 St Cloud, MN 56302	N/A	PC	for general operating support	\$35,000 00
12	Children's Law Center of Minnesota 450 Syndicate Street N Suite 315 St Paul, MN 55104-4106	N/A	PC	to improve the lives of foster children in the St Cloud area by expanding legal representation and advocacy	\$10,000 00

13	Convivial Learning, Inc 1160 Corry Street P O Box 242 Yellow Springs, OH 45387	N/A	PC	2nd payment for a 1 1 match of new or increased donations	\$22,356 00
14	The Dayton Foundation 40 N Main Street Suite 500 Dayton, OH 45423	N/A	PC	for general charitable purposes	\$20,000 00
15	Family Violence Prevention Center of Greene County, Inc 380 Bellbrook Avenue Xenia, OH 45385	N/A	PC	for a 1 1 match of new Dove Club memberships	\$10,000 00
16	Give2Asia 340 Pine Street Suite 501 San Francisco, CA 94104	N/A	PC	to support a fund for the benefit of Mitrani Ketan in Kerala, India	\$21,400 00
17	Greater St Cloud Development Corporation 1010 W St German Street #250 P O Box 1662 St Cloud, MN 56302-1662	N/A	PC	for a 1 1 match of contributions raised in support of the fundraising, implementation, marketing, and management of the Talent Portal Project	\$69,000 00
18	Hands Across the World 1605 Goettens Way #206 St Cloud, MN 56301	N/A	PC	first-year payment on a two-year grant for general operating support	\$37,500 00
19	HomePlate Youth Services 332 NE 6th Avenue P O Box 1941 Hillsboro, OR 97123	N/A	PC	to expand outreach efforts and to increase the number of volunteers to connect more homeless youth with resources and services	\$25,000 00
20	Invent Now, Inc 3701 Highland Park NW North Canton, OH 44720	N/A	PC	for at least 220 underserved children to attend the 2014 Camp Invention program in the St. Cloud community	\$48,400 00
21	Janus Youth Programs, Inc 707 NE Couch Street Portland, OR 97232	N/A	PC	to allow more youth to join the Food Works Farm Program	\$40,000 00
22	Junior Achievement of the Upper Midwest 3515 3rd Street North P O Box 808 St Cloud, MN 56302	N/A	PC	for general operating support in St Cloud	\$12,000 00
24	Mid-Minnesota Legal Assistance, Inc 430 First Avenue North Suite 300 Minneapolis, MN 55401	N/A	PC	for funding of the Stearns County Domestic Violence Court Project	\$50,000 00
25	Minnesota Assistance Council for Veterans 360 Robert Street North Suite 306 St Paul, MN 55101	N/A	PC	for support of case management and transitional housing services for homeless veterans in the St Cloud area	\$10,000 00
26	Minnesota Children's Museum 10 West 7th Street St Paul, MN 55102	N/A	PC	for the "Smart Play Spot" in the St Cloud Public Library	\$10,000 00
27	Minnesota Council on Foundations 100 Portland Avenue South Suite 225 Minneapolis, MN 55401-2575	N/A	PC	for support of the grantmaker conference in Minnesota on November 14-15, 2013	\$3,000 00

28	Minnesota State Council on Economic Education 1994 Buford Avenue St Paul, MN 55108-6040	N/A	PC	for support of four St Cloud community social service agencies in the Community Mentorship Program in 2014	\$31,688 00
29	National Conference for Community and Justice of Greater Dayton 14 West First Street Suite 401 Dayton, OH 45402	N/A	PC	for the "SPIDEE" and "Changing in the Middle" programs in Yellow Springs schools	\$3,400 00
30	Outside In 1132 SW 13th Avenue Portland, OR 97205	N/A	PC	for on-the-job paid training of homeless youth through the Virginia Woolf Dog Daycare Center	\$25,000 00
31	pear 338 NW 6th Avenue Portland, OR 97209	N/A	PC	for general operating support	\$20,000 00
32	Page Education Foundation P O Box 581254 Minneapolis, MN 55458-1254	N/A	PC	for the Scholarship Program benefiting students from St Cloud area high schools attending accredited colleges or universities anywhere in the U S	\$20,000 00
33	Philanthropy Ohio 37 West Broad Street Suite 800 Columbus, OH 43215-4198	N/A	PC	to support Philanthropy Ohio's subscription to Family Philanthropy Online	\$1,500 00
34	Prevent Child Abuse Minnesota 709 University Avenue W Suite 234 St Paul, MN 55104	N/A	PC	for ongoing program support	\$5,000 00
35	Reach Up, Inc 350 Hwy 10 South Suite 100 St Cloud, MN 56304	N/A	PC	to purchase and install a new playground and natural play space elements at the new Head Start location in East St Cloud	\$30,000 00
36	ServeMinnesota 120 South Sixth Street Suite 2260 Minneapolis, MN 55402	N/A	PC	the first year of a two-year grant for the Minnesota Reading Corps and Minnesota Math Corps five-year social impact investing campaign	\$50,000 00
37	St Cloud Area Family YMCA 1530 Northway Drive St Cloud, MN 56303	N/A	PC	payment on a two-year grant to help support a full-time swim coach	\$12,000 00
38	St Cloud Downtown Alliance Foundation 820 W Saint German Street P O Box 535 St Cloud, MN 56302	N/A	PC	for increasing the organization's sustainability and effectiveness	\$50,000 00
40	St Cloud State University 720 Fourth Avenue South St Cloud, MN 56301-4498	N/A	NC	for moderate expansion of the "Feeding Our Future" summer lunch program in the Talahi neighborhood	\$12,000 00
41	The Minnesota Opera 620 North First Street Minneapolis, MN 55057	N/A	PC	for collaboration with Paramount Theatre and St Cloud Public School District to bring "Through the Eyes and Ears of Mozart" to 900 students	\$2,500 00
42	United Way of Central Minnesota 3001 Clearwater Road Suite 201 St Cloud, MN 56301	N/A	PC	for the cost of books and mailing of books for the Imagination Library	\$50,000 00

43	Wright State University Foundation, Inc 3171 Research Blvd Room 253 Kettering, OH 45420	N/A	PC	for instructors wages for the Tennis ACES program	\$5,200 00
				Total Competitive Grants:	\$2,544,244.00
	Matching Grants:				
1	Anderson Center, Inc 122 12th Avenue Suite 102 St Cloud, MN 56303	N/A	PC	for unrestricted use	\$750 00
2	Annandale Area Community Foodshelf P O Box 94 Annandale, MN 55302	N/A	PC	for the Anchor Dock & Lift Holiday Train Fundraiser	\$800 00
3	Annandale Youth First P O Box 190 Annandale, MN 55302	N/A	PC	for annual support	\$400 00
4	Antioch College Continuation Corporation One Morgan Place Yellow Springs, OH 45387	N/A	PC	for the Antioch College Reunion Fundraising Marathon	\$2,000 00
5	Antioch College Continuation Corporation One Morgan Place Yellow Springs, OH 45387	N/A	PC	for the Antioch College Reunion Fundraising Marathon	\$2,000 00
6	Antioch College Continuation Corporation One Morgan Place Yellow Springs, OH 45387	N/A	PC	for the Glen Helen Ecology Institute	\$500 00
7	Antioch College Continuation Corporation One Morgan Place Yellow Springs, OH 45387	N/A	PC	for WYSO-FM	\$500 00
8	Antioch College Continuation Corporation One Morgan Place Yellow Springs, OH 45387	N/A	PC	for unrestricted use	\$5,000 00
9	Boys and Girls Club of Central Minnesota 345 30th Avenue North St Cloud, MN 56303	N/A	PC	for KIDSTOP	\$100 00
10	CASA for Children, Inc 1401 NE 68th Avenue Portland, OR 97213	N/A	PC	for the children of Multnomah and Washington counties	\$480 00
11	CentraCare Health Foundation 1200 6th Avenue North St Cloud, MN 56303	N/A	PC	for the Light the Legacy Fund	\$200 00
12	Central Minnesota Community Foundation 101 South 7th Avenue Suite 100 St Cloud, MN 56301	N/A	PC	for the Good Samaritan Fund II	\$750 00
13	Central Minnesota Community Foundation 101 South 7th Avenue Suite 100 St Cloud, MN 56301	N/A	PC	for the general operating fund	\$1,250 00
14	Central Minnesota Sustainability Project P O Box 7154 St Cloud, MN 56302	N/A	PC	for annual support	\$250 00
15	Central Minnesota Task Force on Battered Women 44 28th Avenue North P O Box 367 St Cloud, MN 56302	N/A	PC	for annual support	\$200 00

16	Children's Grief Connection 72351 Pine River Road Willow River, MN 55795	N/A	PC	for annual support	\$100 00
17	Clearview Parent Teacher Association 7310 Hwy 24SE Clear Lake, MN 55319	N/A	PC	for the Spanish Immersion Program	\$1,250 00
18	Columbia Riverkeeper 111 3rd Street Hood River, OR 97031	N/A	PC	for unrestricted use	\$480 00
19	District 742 Local Education Activities Foundation (LEAF) P O Box 1132 St Cloud, MN 56302	N/A	PC	for the fall fundraiser for the Amity Immersion Program	\$2,500 00
20	Give2Asia 340 Pine Street Suite 501 San Francisco, CA 94104	N/A	PC	for the Mitraniketan fund	\$8,000 00
21	Great River Educational Arts Theatre 913 W Saint Germain Street Suite 3000 St Cloud, MN 56301	N/A	PC	for annual support	\$400 00
22	Great River Educational Arts Theatre 913 W Saint Germain Street Suite 3000 St Cloud, MN 56301	N/A	PC	for unrestricted use	\$750 00
23	Greater St Cloud Development Corporation 1010 W St Germain Street #250 P O Box 1662 St Cloud, MN 56302-1662	N/A	PC	for the Talent Initiatives	\$2,000 00
24	Greater St Cloud Development Corporation 1010 W St Germain Street #250 P O Box 1662 St Cloud, MN 56302-1662	N/A	PC	for the Talent Initiatives	\$2,000 00
25	Grinnell College, Trustees of 733 Broad Street Grinnell, IA 50112	N/A	PC	\$250 for women's soccer and \$1,000 for general operating	\$1,250 00
26	Hacienda Community Development Corporation 5136 NE 42nd Avenue Portland, OR 97218	N/A	PC	for unrestricted use	\$960 00
27	Impact NW P O Box 33530 Portland, OR 97292-3530	N/A	PC	for unrestricted use	\$480 00
28	Initiative Foundation 405 1st Street SE Little Falls, MN 56345	N/A	PC	for unrestricted use	\$1,250 00
29	JOIN 1435 NE 81st Avenue Suite 100 Portland, OR 97213	N/A	PC	for unrestricted use	\$1,440 00
30	Kenton Action Plan 2209 Schofield Street Portland, OR 97217	N/A	PC	for the Portland Tool Libraries	\$480 00
31	Kids Fighting Hunger P O Box 7550 St Cloud, MN 56302	N/A	PC	for annual support	\$50 00

32	Latino Network 240 N Broadway Suite 214 Portland, OR 97227	N/A	PC	for unrestricted use	\$480 00
33	Little Art Theatre Association 247 Xenia Avenue Yellow Springs, OH 45387	N/A	PC	for unrestricted use	\$250 00
34	Minnesota Public Radio 480 Cedar Street St Paul, MN 55101	N/A	PC	for the Fall Fund Drive	\$2,000 00
35	Northwest Mothers Milk Bank 417 SW 117th Avenue Suite 105 Portland, OR 97225	N/A	PC	for unrestricted use	\$240 00
36	Northwestern University 633 Clark Street Evanston, IL 60208	N/A	PC	for the 2013 Annual Campaign of the Kellogg Graduate School of Management	\$1,250 00
37	Oregon Sustainable Agriculture Land Trust, Inc 3519 NE 15th Avenue Suite 502 Portland, OR 97212	N/A	PC	for the Urban Farm Collective	\$480 00
38	Oregon Tradeswomen, Inc 3934 NE Martin Luther King Blvd Suite 101 Portland, OR 97212	N/A	PC	for unrestricted use	\$480 00
39	pear 338 NW 6th Avenue Portland, OR 97209	N/A	PC	for unrestricted use	\$720 00
40	Planned Parenthood Minnesota, North Dakota, South Dakota 671 Vandalia Street St Paul, MN 55114	N/A	PC	for unrestricted use	\$750 00
41	Planned Parenthood of the Columbia Willamette, Inc 3727 NE Martin Luther King Jr Blvd Portland, OR 97212	N/A	PC	for unrestricted use	\$480 00
42	Project POOCH P O Box 305 Lake Oswego, OR 97034	N/A	PC	for unrestricted use	\$480 00
43	Quiet Oaks P O Box 1241 St Cloud, MN 56302	N/A	PC	for the 6th Annual Autumn Reflections Fundraiser	\$500 00
44	Riding Centre Association 1117 E Hyde Road Yellow Springs, OH 45387	N/A	PC	for unrestricted use	\$1,250 00
45	Rock 'n' Roll Camp for Girls P O Box 11324 Portland, OR 97211	N/A	PC	for unrestricted use	\$480 00
46	ServeMinnesota 120 South Sixth Street Suite 2260 Minneapolis, MN 55402	N/A	PC	for District 742 Reading and Math Corps	\$4,000 00
47	St Cloud Area Family YMCA 1530 Northway Drive St Cloud, MN 56303	N/A	PC	for the 2014 Annual Campaign	\$500 00

48	St Cloud Area Family YMCA 1530 Northway Drive St Cloud, MN 56303	N/A	PC	for the YMCA Swim Team	\$750 00
49	Street Roots 211 NW Davis St Portland, OR 97209	N/A	PC	for unrestricted use	\$2,400 00
50	Sustainable Urban Neighborhoods 5431 NE 20th Avenue Portland, OR 97211	N/A	PC	for the Portland Fruit Tree Project	\$480 00
51	The Forest Park Conservancy 210 NW 17th Avenue Suite 201 Portland, OR 97209	N/A	PC	for unrestricted use	\$960 00
52	United Way of Central Minnesota 3001 Clearwater Road Suite 201 St Cloud, MN 56301	N/A	PC	for the Annual Campaign	\$1,000 00
53	University of Michigan, Regents of the 3003 South State Street STE 9000 Ann Arbor, MI 48109-1288	N/A	PC	for the Jon Urbanchek Scholarship endowment	\$1,000 00
54	Urban Gleaners P O Box 6344 Portland, OR 97228	N/A	PC	for unrestricted use	\$480 00
55	Virginia Garcia Memorial Foundation P O Box 486 Cornelius, OR 97113	N/A	PC	for the Health Center	\$1,440 00
56	Voz Workers' Rights Education Project 1131 SE Oak Street Portland, OR 97214	N/A	PC	for unrestricted use	\$1,440 00
57	Willamette Riverkeeper 1515 SE Water Avenue # 102 Portland, OR 97214	N/A	PC	for unrestricted use	\$480 00
58	Yellow Springs Community Children's Center 320 Corry Street P O Box 42 Yellow Springs, OH 45387	N/A	PC	for unrestricted use	\$1,500 00
59	Yellow Springs Community Foundation P O Box 55 Yellow Springs, OH 45387	N/A	PC	for administrative endowment	\$500 00
60	Yellow Springs Soccer, Inc P O Box 813 Yellow Springs, OH 45387	N/A	PC	for unrestricted use in honor of Yellow Springs recreational soccer anniversary in 2014	\$500 00
				Total Matching Grants:	\$65,840.00
	Reunion Grants				
1	Antioch College Continuation Corporation One Morgan Place Yellow Springs, OH 45387	N/A	PC	for unrestricted use	\$100 00
2	Arthur Morgan School, Inc 60 AMS Circle Burnsville, NC 28714	N/A	PC	for the Green Initiative	\$500 00
3	Arthur Morgan School, Inc 60 AMS Circle Burnsville, NC 28714	N/A	PC	for unrestricted use	\$500 00
4	Arthur Morgan School, Inc 60 AMS Circle Burnsville, NC 28714	N/A	PC	for unrestricted use	\$250 00

5	Arthur Morgan School, Inc 60 AMS Circle Burnsville, NC 28714	N/A	PC	for unrestricted use	\$500 00
6	Arthur Morgan School, Inc 60 AMS Circle Burnsville, NC 28714	N/A	PC	for unrestricted use	\$500 00
7	Arthur Morgan School, Inc 60 AMS Circle Burnsville, NC 28714	N/A	PC	for unrestricted use	\$250 00
8	Arthur Morgan School, Inc 60 AMS Circle Burnsville, NC 28714	N/A	PC	for unrestricted use	\$500 00
9	Arthur Morgan School, Inc 60 AMS Circle Burnsville, NC 28714	N/A	PC	for unrestricted use	\$500 00
10	Arthur Morgan School, Inc 60 AMS Circle Burnsville, NC 28714	N/A	PC	for the Green Initiative Fund	\$500 00
11	Bruce V Twing Scholarship Fund, Inc 158 Walsh Road Waterford, VT 05819	N/A	PC	for unrestricted use	\$500 00
12	Casey's Clubhouse P O Box 12614 Pittsburgh, PA 15241	N/A	PC	for unrestricted use	\$250 00
13	Casey's Clubhouse P O Box 12614 Pittsburgh, PA 15241	N/A	PC	for unrestricted use	\$500 00
14	City of Monticello 227 N Main Street Monticello, IN 47960	N/A	NC	for the Altherr Park Nature Center	\$500 00
15	Clearview Elementary PTA 7310 Highway 24SE Clear Lake, MN 55319	N/A	PC	for the Clearwater PTA for the Spanish Immersion Program	\$200 00
16	Corporate Accountability International 10 Milk Street Suite 610 Boston, MA 02108	N/A	PC	for unrestricted use	\$100 00
17	Cystic Fibrosis Foundation Western Pennsylvania Chapter 810 River Avenue Suite 100 Pittsburgh, PA 15212	N/A	PC	for unrestricted use, in honor of Sam Underwood	\$500 00
18	Disciples Peace Fellowship P O Box 1986 Indianapolis, IN 46208-1986	N/A	PC	for unrestricted use	\$100 00
19	Disciples Peace Fellowship P O Box 1986 Indianapolis, IN 46208-1986	N/A	PC	for unrestricted use	\$200 00
20	Equi Venture Riding, Inc P O Box 2573 Kokomo, IN 46208	N/A	PC	for unrestricted use	\$250 00
21	Espanola Valley & Los Alamos Habitat for Humanity, Inc P O Box 238 Espanola, NM 87532	N/A	PC	for unrestricted use	\$500 00
22	Final Exit Network, Inc P O Box 665 Pennington, NJ 08534	N/A	PC	for unrestricted use	\$250 00

23	First Friends of Kokomo 1801 W Zartman Rd Kokomo, IN 46902	N/A	PC	for unrestricted use	\$500 00
24	First Friends of Kokomo 1801 W Zartman Rd Kokomo, IN 46902	N/A	PC	for unrestricted use	\$250 00
25	Friends of Camp Celo, Inc P O Box 2392 Asheville, NC 28802	N/A	PC	for unrestricted use	\$250 00
26	Friends of the Monticello-Union Township Public Library, Inc 321 W Broadway Monticello, IN 47960	N/A	PC	for library supplies	\$500 00
27	Gifts of God Fellowship 2765 South Park Road #913 Bethel Park, PA 15102	N/A	PC	for unrestricted use, in honor of Mary Lou Kane	\$500 00
28	Gifts of God Fellowship 2765 South Park Road #913 Bethel Park, PA 15102	N/A	PC	for unrestricted use, in honor of Mary Lou Kane	\$200 00
29	Gifts of God Fellowship 2765 South Park Road #913 Bethel Park, PA 15102	N/A	PC	for unrestricted use, in honor of Mary Lou Kane	\$500 00
30	Gleaners Food Bank of Indiana, Inc 3737 Waldemere Avenue Indianapolis, IN 46202	N/A	PC	for unrestricted use	\$500 00
31	Little Sisters of the Poor of Indianapolis, Inc 2345 W 86th Street Indianapolis, IN 46260	N/A	PC	for unrestricted use	\$500 00
32	Mercy Connections, Inc 255 S Champlain Street Suite 8 Burlington, VT 05401	N/A	PC	for unrestricted use	\$250 00
33	New London Friends Meeting 2104 S 766 W Russiaville, IN 46979	N/A	PC	in memory of Lester Newby	\$250 00
34	Our Lady of Lourdes Chapel 88 Madrid Ct Knoxville, TN 37919	N/A	PC	for unrestricted use	\$500 00
35	Pax Christi USA 1225 Otis Street NE Washington, DC 20009	N/A	PC	for unrestricted use	\$100 00
36	Pikes Peak Habitat for Humanity 2105 E Bijou St Suite B Colorado Springs, CO 80909	N/A	PC	for unrestricted use	\$300 00
37	Planting Hope, Inc P O Box 56 Montpelier, VT 05601	N/A	PC	for unrestricted use	\$250 00
38	Public Citizen Foundation, Inc 1600 20th Street NW Washington, DC 20017	N/A	PC	for unrestricted use	\$100 00

39	Rainforest Action Network 425 Bush Street Suite 300 San Francisco, CA 94108	N/A	PC	for unrestricted use	\$100.00
40	120 South 6th Street Suite 2260 Minneapolis, MN 55402	N/A	PC	for the St. Cloud School District 742	\$500.00
41	Washington Area Humane Society P O Box 66 Eighty Four, PA 15330	N/A	PC	for unrestricted use	\$500.00
42	Washington Area Humane Society P O Box 66 Eighty Four, PA 15330	N/A	PC	for unrestricted use	\$250.00
43	Youth for Christ USA, Inc P O Box 375 St. Cloud, MN 56302	N/A	PC	for Evolution Tai Kwon Do	\$250.00
				Total Reunion Grants:	\$15,000.00
	Other Grants:				
1	Dayton Christian Center, Inc 1352 W. Riverview Avenue Dayton, OH 45402	N/A	PC	for unrestricted use	\$250.00
2	Greater Dayton Public Television, Inc 110 S. Jefferson Street Dayton, OH 45402	N/A	PC	for unrestricted use	\$250.00
3	Kids Against Hunger of Central Minnesota P O Box 7550 St. Cloud, MN 56302	N/A	PC	for general operating support	\$500.00
4	Roma High School 2021 N. U.S. Highway 834 Roma, TX 78584	N/A	NC	for the "Gladiators Go To College" trip in 2014	\$250.00
5	St. Cloud Rotary Foundation, Inc P O Box 713 St. Cloud, MN 56302	N/A	PC	for charitable purposes and in appreciation of the "Summertime by George!" concert series	\$500.00
				Total Other Grants:	\$1,750.00
151				Total Grants Paid 2013	\$2,626,834.00

	Recipient ----- Name and address (home or business)	If recipient is an individual, show any relationship to any foundation manager or substantial contributor	Foundation status of recipient	Purpose	Amount
1	Antioch College Continuation Corporation One Morgan Place Yellow Springs, OH 45387	N/A	PC	for years two and three of a 3-year grant for general operating support and to leverage fundraising efforts during the \$75 million campaign	\$2,000,000.00
2	Greater St. Cloud Development Corporation 1010 W. St. Germain Street #250 P.O. Box 1662 St. Cloud, MN 56302-1662	N/A	PC	for a match to contributions in support of the fundraising, implementation, marketing, and management of the Talent Portal Project	\$56,000.00
3	Hands Across the World 1605 Goettens Way #206 St. Cloud, MN 56301	N/A	PC	the second year of a two-year grant for general operating support	\$37,500.00
4	Casa Guadalupe Multicultural Community 22 5th Avenue North Cold Springs, MN 56320	N/A	PC	the second year of a two-year grant to support an executive director position	\$45,000.00
5	ServeMinnesota 120 S. Sixth Street Suite 2260 Minneapolis, MN 55402	N/A	PC	the second year of a two-year grant for the Minnesota Reading Corps and Minnesota Math Corps five-year social impact investing campaign	\$25,000.00
5				Total Grants Approved for Future Payment:	\$2,163,500.00

HUNTINGTON

Start Date: 01/01/2013

End Date: 12/31/2013

MORGAN FAMILY FOUNDATION:
MUTUAL FUND ACCOUNT

Description	Sold	Acquired	Proceeds	Cost	Gain/Loss
** SHORT TERM CAPITAL GAIN (LOSS)					
1319 51 SHARES OF VANGUARD SHORT-TERM BOND INDEX FUND - SIGNAL SHARES	03/14/13	10/22/12	14,000.00	14,052.78	-52.78
17147 757 SHARES OF OPPENHEIMER DEVELOPING MARKETS FUND - CLASS Y	04/12/13	06/27/12	600,000.00	518,053.08	81,946.92
122850.122 SHARES OF PIMCO ALL ASSET FUND - INSTITUTIONAL	08/12/13	11/08/12	1,500,000.00	1,558,968.05	-58,968.05
** TOTAL SHORT TERM CAPITAL GAIN (LOSS)			2,114,000.00	2,091,073.91	22,926.09
** LONG TERM CAPITAL GAIN (LOSS)					
4234.896 SHARES OF HARBOR INTERNATIONAL FUND	11/15/13	06/27/12	300,000.00	244,780.86	55,219.14
4734 848 SHARES OF VANGUARD SHORT-TERM BOND INDEX FUND - SIGNAL SHARES	11/15/13	10/22/12	50,000.00	50,426.13	-426.13
** TOTAL LONG TERM CAPITAL GAIN (LOSS)			350,000.00	295,206.99	54,793.01
** SALES WITH UNKNOWN ACQUISITION DATE					
4120 879 SHARES OF VANGUARD INSTITUTIONAL INDEX FUND - INSTITUTIONAL SHARES	04/12/13		600,000.00	515,472.70	84,527.30
60753 341 SHARES OF TOUCHSTONE VALUE FUND - INST	05/23/13		500,000.00	399,545.87	100,454.13
10447.137 SHARES OF HARBOR CAPITAL APPRECIATION FUND - INSTITUTIONAL	05/23/13		500,000.00	411,725.65	88,274.35
8976.661 SHARES OF HARBOR CAPITAL APPRECIATION FUND - INSTITUTIONAL	11/15/13		500,000.00	353,773.63	146,226.37
55991.041 SHARES OF TOUCHSTONE VALUE FUND - INST	11/15/13		500,000.00	368,226.48	131,773.52
** TOTAL SALES WITH UNKNOWN COST/ACQUISITION DATE			2,600,000.00	2,048,744.33	551,255.67
TOTAL			5,064,000.00	4,435,025.23	628,974.77

HUNTINGTON

Start Date: 01/01/2013

End Date: 12/31/2013

MORGAN FAMILY FOUNDATION COLLATERAL ACCOUNT

Description	Sold	Acquired	Proceeds	Cost	Gain/Loss
** SHORT TERM CAPITAL GAIN (LOSS)					
11563 366 SHARES OF PIMCO TOTAL RETURN FUND - INSTITUTIONAL CLASS	08/12/13	10/16/12	125,000.00	133,788.14	-8,788.14
10729 614 SHARES OF JP MORGAN CORE BOND FUND - SELECT	08/12/13	10/16/12	125,000.00	130,042.92	-5,042.92
14383.562 SHARES OF VANGUARD MID-CAP INDEX FUND - SIGNAL SHARES	04/12/13	05/29/12	525,000.00	424,890.42	100,109.58
** TOTAL SHORT TERM CAPITAL GAIN (LOSS)			775,000.00	688,721.48	86,278.52
** LONG TERM CAPITAL GAIN (LOSS)					
7562 39 SHARES OF VANGUARD MID-CAP INDEX FUND - SIGNAL SHARES	08/12/13	05/29/12	300,000.00	223,393.00	76,607.00
118.315 SHARES OF VANGUARD MID-CAP INDEX FUND - SIGNAL SHARES	11/15/13	05/29/12	5,000.00	3,495.03	1,504.97
** TOTAL LONG TERM CAPITAL GAIN (LOSS)			305,000.00	226,888.03	78,111.97
TOTAL			1,080,000.00	915,609.51	164,390.49

HUNTINGTON
Start Date: 01/01/2013
End Date: 12/31/2013

MORGAN FAMILY FOUNDATION DENVER INVESTMENTS

Description	Sold	Acquired	Proceeds	Cost	Gain/Loss
** SHORT TERM CAPITAL GAIN (LOSS)					
730 SHARES OF CUBESMART	02/04/13	06/21/12	11,246.05	8,194.46	3,051.59
390 SHARES OF ALTERRA CAPITAL HOLDINGS LIMITED	02/27/13	09/25/12	12,033.07	9,493.57	2,539.50
700 SHARES OF HECLA MNG CO	03/06/13	09/24/12	2,861.39	4,684.97	-1,823.58
400 SHARES OF HECLA MNG CO	03/06/13	09/24/12	1,624.28	2,677.13	-1,052.85
900 SHARES OF HECLA MNG CO	03/07/13	09/24/12	3,700.89	6,023.54	-2,322.65
400 SHARES OF HECLA MNG CO	03/07/13	09/24/12	1,621.76	2,677.13	-1,055.37
420 SHARES OF HECLA MNG CO	03/08/13	09/24/12	1,743.76	2,810.98	-1,067.22
100 SHARES OF QUESTCOR PHARMACEUTICALS	04/03/13	12/21/12	3,092.84	2,985.31	107.53
100 SHARES OF QUESTCOR PHARMACEUTICALS	04/03/13	12/24/12	3,092.84	2,997.20	95.64
300 SHARES OF QUESTCOR PHARMACEUTICALS	04/04/13	12/26/12	9,228.48	8,936.67	291.81
130 SHARES OF QUESTCOR PHARMACEUTICALS	04/05/13	12/27/12	4,049.66	3,691.69	357.97
70 SHARES OF QUESTCOR PHARMACEUTICALS	04/05/13	01/31/13	2,180.58	1,777.46	403.12
300 SHARES OF QUESTCOR PHARMACEUTICALS	04/08/13	01/31/13	9,029.37	7,617.69	1,411.68
130 SHARES OF QUESTCOR PHARMACEUTICALS	04/09/13	01/31/13	3,820.55	3,301.00	519.55
70 SHARES OF MONTPELIER RE HOLDINGS LTD	05/24/13	01/31/13	1,739.88	1,708.70	31.18
60 SHARES OF BLACKBAUD INC	05/24/13	08/08/12	1,745.12	1,444.32	300.80
40 SHARES OF BRADY CORPORATION CL A	05/24/13	04/15/13	1,313.41	1,299.63	13.78
140 SHARES OF BROWN SHOE COMPANY INC	05/24/13	02/04/13	2,513.38	2,377.87	135.51
60 SHARES OF CATO CORPORATION CLASS A W/ 1 RT/SH	05/24/13	03/21/13	1,518.93	1,447.88	71.05
110 SHARES OF CUBESMART	05/24/13	06/21/12	1,813.42	1,234.78	578.64
100 SHARES OF CYPRESS SEMICONDUCTOR CORP	05/24/13	07/13/12	1,095.58	1,198.88	-103.30
100 SHARES OF FIRSTMERIT CORP	05/24/13	12/21/12	1,804.56	1,429.82	374.74
40 SHARES OF FIRSTMERIT CORP	05/24/13	12/24/12	721.83	574.97	146.86
40 SHARES OF GULFMARK OFFSHORE INC CL A	05/24/13	12/12/12	1,838.20	1,331.46	506.74
40 SHARES OF HUNTINGTON INGALLS INDUS	05/24/13	01/23/13	2,204.61	1,824.73	379.88
40 SHARES OF IBERIABANK CORP	05/24/13	02/04/13	1,965.80	2,064.40	-98.60
60 SHARES OF NICE SYSTEMS LTD	05/24/13	03/22/13	2,184.92	2,234.84	-49.92
70 SHARES OF PRIMERICA INC	05/24/13	03/14/13	2,365.67	2,279.75	85.92
90 SHARES OF QUESTCOR PHARMACEUTICALS	05/24/13	05/01/13	3,083.88	2,759.31	324.57
110 SHARES OF TEXAS ROADHOUSE INC	05/24/13	03/01/13	2,604.31	2,155.14	449.17
70 SHARES OF WASHINGTON FEDERAL INC.	05/24/13	10/18/12	1,218.39	1,162.51	55.88
60 SHARES OF FIRSTMERIT CORP	06/25/13	12/24/12	1,183.24	862.45	320.79
100 SHARES OF FIRSTMERIT CORP	06/25/13	12/26/12	1,972.07	1,434.56	537.51
40 SHARES OF FIRSTMERIT CORP	06/25/13	12/27/12	788.82	564.79	224.03
160 SHARES OF FIRSTMERIT CORP	06/26/13	12/27/12	3,196.31	2,259.15	937.16
100 SHARES OF FIRSTMERIT CORP	06/26/13	12/28/12	1,997.69	1,423.40	574.29
40 SHARES OF FIRSTMERIT CORP	06/26/13	12/31/12	799.08	566.13	232.95
60 SHARES OF FIRSTMERIT CORP	06/27/13	12/31/12	1,216.56	849.20	367.36
240 SHARES OF FIRSTMERIT CORP	06/27/13	01/02/13	4,866.25	3,540.48	1,325.77
60 SHARES OF FIRSTMERIT CORP	06/28/13	01/02/13	1,211.73	885.12	326.61
240 SHARES OF FIRSTMERIT CORP	06/28/13	01/03/13	4,846.90	3,594.98	1,251.92
160 SHARES OF FIRSTMERIT CORP	07/01/13	01/03/13	3,275.78	2,396.66	879.12
40 SHARES OF FIRSTMERIT CORP	07/01/13	01/04/13	818.94	606.67	212.27
300 SHARES OF FIRSTMERIT CORP	07/02/13	01/04/13	6,150.16	4,550.04	1,600.12
60 SHARES OF FIRSTMERIT CORP	07/03/13	01/04/13	1,216.53	910.01	306.52
130 SHARES OF FIRSTMERIT CORP	07/03/13	01/07/13	2,635.82	1,975.03	660.79
100 SHARES OF BLACKBAUD INC	07/10/13	08/08/12	3,293.34	2,407.21	886.13
200 SHARES OF BLACKBAUD INC	07/11/13	08/08/12	6,588.88	4,814.41	1,774.47
120 SHARES OF BLACKBAUD INC	07/12/13	08/08/12	3,954.17	2,888.65	1,065.52
210 SHARES OF BLACKBAUD INC	07/24/13	08/08/12	7,232.86	5,055.13	2,177.73
250 SHARES OF BLACKBAUD INC	07/24/13	09/20/12	8,610.55	6,110.63	2,499.92

100 SHARES OF HUNTINGTON INGALLS INDUS	07/31/13	01/23/13	6,219.73	4,561.81	1,657.92
110 SHARES OF QUESTCOR PHARMACEUTICALS	07/31/13	05/01/13	7,283.47	3,372.49	3,910.98
180 SHARES OF QUESTCOR PHARMACEUTICALS	07/31/13	05/02/13	11,918.40	6,075.52	5,842.88
89 SHARES OF HUNTINGTON INGALLS INDUS	08/01/13	01/23/13	5,621.85	4,060.02	1,561.83
60 SHARES OF BRADY CORPORATION CL A	08/12/13	04/15/13	2,113.52	1,949.44	164.08
40 SHARES OF BRADY CORPORATION CL A	08/12/13	04/17/13	1,409.01	1,269.79	139.22
40 SHARES OF THOR INDS INC	08/12/13	06/24/13	2,170.20	1,827.49	342.71
90 SHARES OF QUESTCOR PHARMACEUTICALS	08/12/13	05/02/13	5,925.13	3,037.76	2,887.37
130 SHARES OF WASHINGTON FEDERAL INC	08/12/13	10/18/12	2,894.52	2,158.95	735.57
50 SHARES OF IBERIABANK CORP	08/12/13	02/04/13	2,817.25	2,580.50	236.75
30 SHARES OF PRIMERICA INC	08/12/13	03/14/13	1,198.06	977.04	221.02
50 SHARES OF PRIMERICA INC	08/12/13	03/15/13	1,996.76	1,634.85	361.91
70 SHARES OF J2 GLOBAL INC	08/12/13	06/05/13	3,659.63	2,852.25	807.38
40 SHARES OF NICE SYSTEMS LTD	08/12/13	03/22/13	1,482.61	1,489.90	-7.29
60 SHARES OF NICE SYSTEMS LTD	08/12/13	03/25/13	2,223.92	2,250.02	-26.10
170 SHARES OF BROWN SHOE COMPANY INC	08/12/13	02/04/13	4,023.14	2,887.41	1,135.73
50 SHARES OF GULFMARK OFFSHORE INC CL A	08/12/13	12/12/12	2,449.25	1,664.33	784.92
140 SHARES OF TEXAS ROADHOUSE INC	08/12/13	03/01/13	3,542.77	2,742.91	799.86
40 SHARES OF HUNTINGTON INGALLS INDUS	08/12/13	01/23/13	2,569.79	1,824.73	745.06
110 SHARES OF MONTPELIER RE HOLDINGS LTD	08/12/13	01/31/13	2,825.71	2,685.10	140.61
150 SHARES OF COMSTOCK RESOURCES INC W/1 RT/SH	08/12/13	07/17/13	2,420.38	2,551.35	-130.97
260 SHARES OF BERRY PETROLEUM CL A	09/05/13	09/20/12	10,744.39	10,514.39	230.00
100 SHARES OF WASHINGTON FEDERAL INC	09/06/13	10/18/12	2,078.49	1,660.73	417.76
100 SHARES OF WASHINGTON FEDERAL INC	09/09/13	10/18/12	2,088.83	1,660.73	428.10
100 SHARES OF WASHINGTON FEDERAL INC	09/10/13	10/18/12	2,075.05	1,660.73	414.32
200 SHARES OF WASHINGTON FEDERAL INC	09/11/13	10/18/12	4,183.84	3,321.46	862.38
130 SHARES OF WASHINGTON FEDERAL INC.	09/12/13	10/18/12	2,721.67	2,158.95	562.72
100 SHARES OF WASHINGTON FEDERAL INC.	09/19/13	10/18/12	2,011.63	1,660.73	350.90
100 SHARES OF WASHINGTON FEDERAL INC	09/20/13	10/18/12	2,001.59	1,660.73	340.86
60 SHARES OF WASHINGTON FEDERAL INC.	09/23/13	10/18/12	1,189.89	996.43	193.46
100 SHARES OF WASHINGTON FEDERAL INC	09/23/13	06/25/13	1,983.15	1,831.28	151.87
40 SHARES OF WASHINGTON FEDERAL INC.	09/23/13	06/26/13	793.25	727.49	65.76
60 SHARES OF WASHINGTON FEDERAL INC	09/24/13	06/26/13	1,213.24	1,091.24	122.00
100 SHARES OF WASHINGTON FEDERAL INC	09/24/13	06/27/13	2,022.07	1,829.78	192.29
70 SHARES OF WASHINGTON FEDERAL INC.	09/24/13	06/28/13	1,415.45	1,317.04	98.41
60 SHARES OF BRADY CORPORATION CL A	10/18/13	04/17/13	1,772.91	1,904.69	-131.78
40 SHARES OF BRADY CORPORATION CL A	10/18/13	04/18/13	1,181.94	1,259.68	-77.74
70 SHARES OF BRADY CORPORATION CL A	10/21/13	04/18/13	2,058.14	2,204.43	-146.29
30 SHARES OF BRADY CORPORATION CL A	10/21/13	04/30/13	882.06	1,010.39	-128.33
200 SHARES OF HATTERAS FINANCIAL CORP	10/22/13	07/11/13	3,864.25	4,755.48	-891.23
51 SHARES OF HUNTINGTON INGALLS INDUS	10/22/13	01/23/13	3,686.46	2,326.52	1,359.94
49 SHARES OF HUNTINGTON INGALLS INDUS	10/22/13	02/04/13	3,541.89	2,185.14	1,356.75
70 SHARES OF BRADY CORPORATION CL A	10/22/13	04/30/13	2,093.93	2,357.57	-263.64
100 SHARES OF BRADY CORPORATION CL A	10/22/13	05/01/13	2,991.34	3,340.73	-349.39
30 SHARES OF BRADY CORPORATION CL A	10/22/13	05/06/13	897.40	1,018.99	-121.59
40 SHARES OF HATTERAS FINANCIAL CORP	10/23/13	07/11/13	782.58	951.10	-168.52
347 SHARES OF HATTERAS FINANCIAL CORP	10/23/13	07/25/13	6,788.89	7,016.31	-227.42
100 SHARES OF HUNTINGTON INGALLS INDUS	10/23/13	02/04/13	7,209.06	4,459.46	2,749.60
100 SHARES OF HUNTINGTON INGALLS INDUS	10/24/13	02/04/13	7,213.96	4,459.46	2,754.50
30 SHARES OF BRADY CORPORATION CL A	10/24/13	05/06/13	884.08	1,018.99	-134.91
81 SHARES OF HUNTINGTON INGALLS INDUS	10/25/13	02/04/13	5,816.02	3,612.16	2,203.86
50 SHARES OF BRADY CORPORATION CL A	10/28/13	05/06/13	1,485.92	1,698.32	-212.40
50 SHARES OF BRADY CORPORATION CL A	10/28/13	06/14/13	1,485.91	1,536.13	-50.22
50 SHARES OF BRADY CORPORATION CL A	10/30/13	06/14/13	1,491.04	1,536.12	-45.08
50 SHARES OF BRADY CORPORATION CL A	10/30/13	06/18/13	1,491.04	1,553.03	-61.99
70 SHARES OF BRADY CORPORATION CL A	11/01/13	06/18/13	2,016.92	2,174.24	-157.32
30 SHARES OF BRADY CORPORATION CL A	11/01/13	08/05/13	864.39	1,046.10	-181.71
70 SHARES OF BRADY CORPORATION CL A	11/04/13	08/05/13	2,040.73	2,440.89	-400.16
30 SHARES OF BRADY CORPORATION CL A	11/04/13	08/07/13	874.60	1,043.30	-168.70
50 SHARES OF TEXAS ROADHOUSE INC	11/05/13	03/01/13	1,365.29	979.61	385.68
140 SHARES OF TEXAS ROADHOUSE INC	11/05/13	03/04/13	3,822.83	2,760.73	1,062.10
30 SHARES OF BRADY CORPORATION CL A	11/05/13	08/07/13	866.22	1,043.30	-177.08

22 SHARES OF CON-WAY INC COMMON STOCK	11/19/13	08/16/13	898.24	946.37	-48.13
21 SHARES OF J2 GLOBAL INC	11/19/13	06/05/13	988.24	855.67	132.57
21 SHARES OF G & K SERVICES INC CL A	11/19/13	10/23/13	1,253.25	1,323.00	-69.75
12 SHARES OF WATTS WATER TECHNOLOGIES -A	11/19/13	10/25/13	701.50	685.55	15.95
45 SHARES OF MONTPELIER RE HOLDINGS LTD	11/19/13	01/31/13	1,265.82	1,098.45	167.37
46 SHARES OF PIER 1 IMPORTS INC	11/19/13	11/05/13	1,004.62	979.02	25.60
50 SHARES OF COMSTOCK RESOURCES INC W/1 RT/SH	11/19/13	07/17/13	813.98	850.45	-36.47
23 SHARES OF COMSTOCK RESOURCES INC W/1 RT/SH	11/19/13	07/18/13	374.43	402.76	-28.33
35 SHARES OF GREENHILL & CO INC	11/19/13	08/15/13	1,817.86	1,756.87	60.99
28 SHARES OF IBERIABANK CORP	11/19/13	02/04/13	1,697.05	1,445.08	251.97
55 SHARES OF TEXAS ROADHOUSE INC	11/19/13	03/04/13	1,495.42	1,084.57	410.85
41 SHARES OF STANDARD MOTOR PRODS DTD 2/01/1993 4%	11/19/13	09/10/13	1,364.86	1,242.59	122.27
40 SHARES OF CATO CORPORATION CLASS A W/ 1 RT/SH	11/19/13	03/21/13	1,321.17	965.25	355.92
68 SHARES OF CATO CORPORATION CLASS A W/ 1 RT/SH	11/19/13	03/22/13	2,246.00	1,661.89	584.11
56 SHARES OF QUESTCOR PHARMACEUTICALS	11/19/13	05/02/13	3,441.70	1,890.16	1,551.54
36 SHARES OF THOR INDS INC	11/19/13	06/24/13	1,903.64	1,644.74	258.90
66 SHARES OF WESTERN REFINING INC	11/19/13	08/07/13	2,518.51	2,028.59	489.92
29 SHARES OF GULFMARK OFFSHORE INC CL A	11/19/13	12/12/12	1,434.89	965.31	469.58
74 SHARES OF BROWN SHOE COMPANY INC	11/19/13	02/04/13	1,886.22	1,256.87	629.35
50 SHARES OF BARNES GROUP INC W/1 RT/SH	11/19/13	10/17/13	1,800.46	1,838.52	-38.06
83 SHARES OF FXCM INC- A	11/19/13	08/26/13	1,319.67	1,603.81	-284.14
36 SHARES OF PRIMERICA INC	11/19/13	03/15/13	1,531.05	1,177.09	353.96
60 SHARES OF HANCOCK HOLDING CO	11/19/13	08/27/13	1,993.76	1,949.74	44.02
40 SHARES OF NICE SYSTEMS LTD	11/19/13	03/25/13	1,521.17	1,500.02	21.15
10 SHARES OF NICE SYSTEMS LTD	11/19/13	03/26/13	380.29	373.49	6.80
60 SHARES OF ENERGY XXI BERMUDA LTD	11/19/13	08/27/13	1,672.77	1,618.84	53.93

**** TOTAL SHORT TERM CAPITAL GAIN (LOSS)**

388,317.10 325,475.43 62,841.67

**** LONG TERM CAPITAL GAIN (LOSS)**

190 SHARES OF PARK ELECTROCHEMICAL CORP W/1 RT/SH	01/02/13	06/24/10	5,032.63	4,542.13	490.50
150 SHARES OF FRANKLIN ELEC INC	02/01/13	06/24/10	9,949.20	4,354.55	5,594.65
210 SHARES OF PARK ELECTROCHEMICAL CORP W/1 RT/SH	02/06/13	06/24/10	5,756.42	5,020.24	736.18
100 SHARES OF LTC PROPERTIES INC	01/31/13	11/11/10	3,714.20	2,719.24	994.96
20 SHARES OF LTC PROPERTIES INC	01/31/13	05/19/11	742.84	572.32	170.52
520 SHARES OF ALTERRA CAPITAL HOLDINGS LIMITED	02/13/13	07/09/10	16,117.17	10,142.88	5,974.29
280 SHARES OF ALTERRA CAPITAL HOLDINGS LIMITED	02/13/13	09/01/10	8,678.48	5,313.47	3,365.01
70 SHARES OF MERIDIAN BIOSCIENCE INC	02/22/13	10/10/08	1,475.80	1,703.51	-227.71
500 SHARES OF MERIDIAN BIOSCIENCE INC	02/22/13	04/09/09	10,541.44	8,819.41	1,722.03
170 SHARES OF ALTERRA CAPITAL HOLDINGS LIMITED	02/27/13	09/01/10	5,245.19	3,226.03	2,019.16
580 SHARES OF ALTERRA CAPITAL HOLDINGS LIMITED	02/27/13	10/14/11	17,895.34	11,757.65	6,137.69
150 SHARES OF FRANKLIN ELEC INC	02/27/13	06/24/10	9,755.36	4,354.54	5,400.82
500 SHARES OF THE JONES GROUP INC	03/01/13	10/26/11	5,648.27	5,653.71	-5.44
250 SHARES OF THE JONES GROUP INC	03/04/13	10/26/11	2,828.43	2,826.85	1.58
50 SHARES OF THE JONES GROUP INC	03/04/13	02/10/12	565.69	481.47	84.22
300 SHARES OF THE JONES GROUP INC	03/05/13	02/10/12	3,471.58	2,888.81	582.77
200 SHARES OF THE JONES GROUP INC	03/06/13	02/10/12	2,302.68	1,925.88	376.80
300 SHARES OF THE JONES GROUP INC	03/07/13	02/10/12	3,513.64	2,888.81	624.83
200 SHARES OF THE JONES GROUP INC	03/11/13	02/10/12	2,420.56	1,925.88	494.68
500 SHARES OF THE JONES GROUP INC	03/12/13	02/10/12	6,021.81	4,814.69	1,207.12
310 SHARES OF THE JONES GROUP INC	03/13/13	02/10/12	3,814.46	2,985.10	829.36
100 SHARES OF CABOT CORP	03/25/13	12/16/09	3,395.61	2,618.50	777.11
100 SHARES OF CABOT CORP	03/26/13	12/16/09	3,391.22	2,618.50	772.72
100 SHARES OF FULTON FINANCIAL CORP	03/26/13	05/28/10	1,179.14	1,014.50	164.64
100 SHARES OF CABOT CORP	03/27/13	12/16/09	3,373.92	2,618.50	755.42
100 SHARES OF FULTON FINANCIAL CORP	03/27/13	05/28/10	1,160.63	1,014.50	146.13
100 SHARES OF FULTON FINANCIAL CORP	03/28/13	05/28/10	1,166.52	1,014.50	152.02
137 SHARES OF CABOT CORP	04/01/13	12/16/09	4,580.92	3,587.34	993.58
100 SHARES OF FULTON FINANCIAL CORP	04/02/13	05/28/10	1,147.00	1,014.49	132.51
60 SHARES OF FULTON FINANCIAL CORP	04/03/13	05/28/10	678.93	608.70	70.23
70 SHARES OF BRISTOW GROUP COMMON STOCK	04/11/13	06/10/11	4,608.15	3,101.02	1,507.13

30 SHARES OF BRISTOW GROUP COMMON STOCK	04/11/13	07/18/11	1,974.92	1,550.73	424.19
100 SHARES OF LTC PROPERTIES INC	04/11/13	05/19/11	4,381.10	2,861.58	1,519.52
200 SHARES OF FULTON FINANCIAL CORP	04/11/13	05/28/10	2,300.66	2,028.99	271.67
100 SHARES OF FULTON FINANCIAL CORP	04/12/13	05/28/10	1,135.02	1,014.50	120.52
80 SHARES OF LTC PROPERTIES INC	04/15/13	05/19/11	3,399.70	2,289.27	1,110.43
100 SHARES OF REGIS CORP NEW W/1 RT P/S EXP 12/26/2016	04/15/13	07/02/09	1,737.55	1,792.82	-55.27
100 SHARES OF FULTON FINANCIAL CORP	04/15/13	05/28/10	1,108.96	1,014.49	94.47
100 SHARES OF FULTON FINANCIAL CORP	04/15/13	08/19/10	1,108.95	856.31	252.64
100 SHARES OF BRISTOW GROUP COMMON STOCK	04/16/13	07/18/11	6,219.57	5,169.09	1,050.48
150 SHARES OF FULTON FINANCIAL CORP	04/16/13	08/19/10	1,663.19	1,284.46	378.73
80 SHARES OF REGIS CORP NEW W/1 RT P/S EXP 12/26/2016	04/16/13	07/02/09	1,385.82	1,434.26	-48.44
20 SHARES OF REGIS CORP NEW W/1 RT P/S EXP 12/26/2016	04/16/13	02/26/10	346.45	334.37	12.08
80 SHARES OF REGIS CORP NEW W/1 RT P/S EXP 12/26/2016	04/17/13	02/26/10	1,374.88	1,337.47	37.41
60 SHARES OF BRISTOW GROUP COMMON STOCK	04/18/13	07/18/11	3,615.55	3,101.46	514.09
100 SHARES OF CEC ENTERTAINMENT INC	04/25/13	03/14/12	3,274.38	3,802.52	-528.14
110 SHARES OF CEC ENTERTAINMENT INC	04/30/13	03/14/12	3,653.23	4,182.77	-529.54
190 SHARES OF LTC PROPERTIES INC	05/03/13	05/19/11	8,626.47	5,437.01	3,189.46
270 SHARES OF LTC PROPERTIES INC	05/03/13	10/17/11	12,258.67	6,989.37	5,269.30
70 SHARES OF ASPEN INSURANCE HOLDINGS LTD	05/24/13	02/01/12	2,574.27	1,883.13	691.14
30 SHARES OF ENDURANCE SPECIALTY HOLDINGS	05/24/13	09/10/10	1,434.75	1,126.95	307.80
40 SHARES OF ENDURANCE SPECIALTY HOLDINGS	05/24/13	07/13/11	1,913.01	1,647.69	265.32
90 SHARES OF ACTUANT CORP CL A	05/24/13	02/28/12	3,005.58	2,569.72	435.86
200 SHARES OF AMERICAN EQUITY INVT LIFE	05/24/13	04/08/08	3,125.14	1,990.66	1,134.48
20 SHARES OF BANK OF THE OZARKS	05/24/13	09/22/11	875.72	397.04	478.68
30 SHARES OF BANK OF THE OZARKS	05/24/13	09/30/11	1,313.59	634.63	678.96
40 SHARES OF BELDEN INC	05/24/13	04/09/09	2,121.40	610.01	1,511.39
60 SHARES OF BERRY PETROLEUM CL A	05/24/13	11/12/10	2,682.31	2,242.49	439.82
60 SHARES OF BOB EVANS FARMS	05/24/13	06/26/08	2,749.51	1,890.32	859.19
170 SHARES OF BRANDYWINE REALTY TRUST	05/24/13	11/06/09	2,518.67	1,539.97	978.70
110 SHARES OF BRINK'S CO/THE	05/24/13	09/29/09	2,951.96	2,955.05	-3.09
40 SHARES OF BRISTOW GROUP COMMON STOCK	05/24/13	07/18/11	2,595.79	2,067.64	528.15
90 SHARES OF BUCKEYE TECHNOLOGIES INC	05/24/13	06/17/11	3,369.18	2,103.47	1,265.71
50 SHARES OF CEC ENTERTAINMENT INC	05/24/13	03/14/12	1,951.76	1,901.26	50.50
110 SHARES OF CTS CORP	05/24/13	05/07/10	1,260.83	1,071.18	189.65
40 SHARES OF CASEYS GENERAL STORES INC	05/24/13	09/28/11	2,472.99	1,824.74	648.25
50 SHARES OF CASH AMERICA INTL INC	05/24/13	11/12/10	2,306.25	1,889.66	416.59
60 SHARES OF COMMUNITY BANK SYSTEM INC	05/24/13	02/26/10	1,742.12	1,320.88	421.24
30 SHARES OF COMPASS MINERALS INTL	05/24/13	05/01/12	2,652.43	2,299.66	352.77
40 SHARES OF CUBIC CORP	05/24/13	02/06/12	1,907.00	2,021.05	-114.05
40 SHARES OF CURTISS-WRIGHT CORP W/1 RT/SH	05/24/13	03/04/11	1,418.61	1,528.23	-109.62
70 SHARES OF DUPONT FABROS TECHNOLOGY	05/24/13	01/26/12	1,779.78	1,772.92	6.86
110 SHARES OF THE FINISH LINE	05/24/13	09/30/10	2,308.21	1,533.95	774.26
160 SHARES OF FULTON FINANCIAL CORP	05/24/13	08/19/10	1,834.52	1,370.09	464.43
80 SHARES OF GOVERNMENT PROPERTIES INCOME	05/24/13	04/16/10	2,029.24	2,064.53	-35.29
60 SHARES OF HATTERAS FINANCIAL CORP	05/24/13	03/15/12	1,540.53	1,728.24	-187.71
30 SHARES OF INNOPHOS HOLDINGS INC	05/24/13	09/27/10	1,525.35	928.05	597.30
220 SHARES OF INTERSIL CORP	05/24/13	04/20/12	1,767.88	2,419.94	-652.06
50 SHARES OF MAXIMUS INC	05/24/13	10/06/10	3,633.73	1,521.33	2,112.40
70 SHARES OF MERIDIAN BIOSCIENCE INC	05/24/13	04/09/09	1,535.49	1,234.72	300.77
16 SHARES OF OWENS & MINOR INC	05/24/13	10/10/08	552.57	405.09	147.48
44 SHARES OF OWENS & MINOR INC	05/24/13	04/09/09	1,519.55	981.48	538.07
100 SHARES OF PLANTRONICS INC	05/24/13	05/16/11	4,518.52	3,662.38	856.14
100 SHARES OF PORTLAND GENERAL ELEC CORP NEW COMMON	05/24/13	03/14/11	3,101.54	2,361.08	740.46
70 SHARES OF PROTECTIVE LIFE CORP	05/24/13	09/27/11	2,618.37	1,160.94	1,457.43
90 SHARES OF REGIS CORP NEW W/1 RT P/S EXP 12/26/2016	05/24/13	02/26/10	1,671.81	1,504.66	167.15
100 SHARES OF SCHWEITZER-MANDUIT INTL INC	05/24/13	05/26/11	4,636.51	2,416.95	2,219.56
60 SHARES OF SENSIENT TECHNOLOGIES CORP	05/24/13	04/26/11	2,445.31	2,257.45	187.86
60 SHARES OF STAGE STORES INC	05/24/13	04/09/09	1,388.73	669.88	718.85
40 SHARES OF STANCORP FINANCIAL GROUP	05/24/13	04/09/09	1,726.20	979.65	746.55
60 SHARES OF TIDEWATER INC	05/24/13	09/27/10	3,360.90	2,633.87	727.03
40 SHARES OF TORO CO	05/24/13	04/09/09	1,893.00	538.70	1,354.30
60 SHARES OF TRUSTMARK CORP	05/24/13	11/23/10	1,556.73	1,311.30	245.43

50 SHARES OF UNS ENERGY CORP	05/24/13	05/17/12	2,428.85	1,818.68	610 17
70 SHARES OF WEBSTER FINANCIAL CORP	05/24/13	02/08/12	1,611.79	1,620.51	-8 72
80 SHARES OF WEST PHARMACEUTICAL SERVICES	05/24/13	07/22/11	5,384 38	3,673 33	1,711 05
50 SHARES OF WESTAMERICA BANCORPORATION	05/24/13	08/19/10	2,214 76	2,552 49	-337.73
50 SHARES OF WINTRUST FINANCIAL CORP	05/24/13	04/09/09	1,866 76	748 72	1,118.04
100 SHARES OF BELDEN INC	06/05/13	04/09/09	5,147.57	1,525 01	3,622 56
100 SHARES OF BELDEN INC	06/06/13	04/09/09	5,141 58	1,525 02	3,616.56
130 SHARES OF BELDEN INC	06/07/13	04/09/09	6,774.86	1,982.52	4,792.34
1440 SHARES OF CTS CORP	06/14/13	05/07/10	16,084 52	14,022 68	2,061 84
100 SHARES OF REGIS CORP NEW W/1 RT P/S EXP 12/26/2016	06/21/13	02/26/10	1,639 93	1,671.84	-31.91
100 SHARES OF REGIS CORP NEW W/1 RT P/S EXP 12/26/2016	06/24/13	02/26/10	1,612 59	1,671.84	-59.25
100 SHARES OF REGIS CORP NEW W/1 RT P/S EXP 12/26/2016	06/25/13	02/26/10	1,613 82	1,671 84	-58.02
100 SHARES OF REGIS CORP NEW W/1 RT P/S EXP 12/26/2016	06/26/13	02/26/10	1,617 94	1,671.84	-53 90
200 SHARES OF REGIS CORP NEW W/1 RT P/S EXP 12/26/2016	06/27/13	02/26/10	3,256 08	3,343 68	-87.60
300 SHARES OF REGIS CORP NEW W/1 RT P/S EXP 12/26/2016	06/28/13	02/26/10	4,915 47	5,015.52	-100 05
140 SHARES OF REGIS CORP NEW W/1 RT P/S EXP 12/26/2016	07/01/13	02/26/10	2,321 86	2,340.58	-18.72
200 SHARES OF MAXIMUS INC	07/10/13	10/06/10	7,142 09	3,042.65	4,099.44
80 SHARES OF MAXIMUS INC	07/11/13	10/06/10	2,820 97	1,217.06	1,603 91
20 SHARES OF MAXIMUS INC	07/11/13	01/19/11	705 24	322 75	382.49
100 SHARES OF SCHWEITZER-MANDUIT INTL INC	07/11/13	05/26/11	5,378 32	2,416.95	2,961 37
100 SHARES OF SCHWEITZER-MANDUIT INTL INC	07/12/13	07/11/11	5,332 51	2,822 33	2,510.18
110 SHARES OF SCHWEITZER-MANDUIT INTL INC	07/18/13	07/11/11	5,853 84	3,104 56	2,749.28
100 SHARES OF PLANTRONICS INC	07/18/13	05/16/11	4,772.37	3,662.38	1,109.99
100 SHARES OF PLANTRONICS INC	07/19/13	05/16/11	4,784 39	3,662 37	1,122.02
95 SHARES OF PLANTRONICS INC	07/25/13	05/16/11	4,432 83	3,479.26	953.57
75 SHARES OF PLANTRONICS INC	07/25/13	09/20/11	3,499 60	2,285 40	1,214.20
120 SHARES OF COMPASS MINERALS INTL	07/25/13	05/01/12	10,703.97	9,198.65	1,505 32
100 SHARES OF PROTECTIVE LIFE CORP	07/25/13	09/27/11	4,336.39	1,658 49	2,677 90
100 SHARES OF PROTECTIVE LIFE CORP	07/26/13	09/27/11	4,337.21	1,658 49	2,678.72
100 SHARES OF PROTECTIVE LIFE CORP	07/29/13	09/27/11	4,334.95	1,658 48	2,676 47
61 SHARES OF PROTECTIVE LIFE CORP	07/31/13	09/27/11	2,644 68	1,011 68	1,633.00
100 SHARES OF PLANTRONICS INC	08/01/13	09/20/11	4,787 30	3,047.19	1,740 11
100 SHARES OF BELDEN INC	08/07/13	04/09/09	5,610 72	1,525 01	4,085.71
130 SHARES OF PLANTRONICS INC	08/07/13	09/20/11	5,801 35	3,961 35	1,840.00
80 SHARES OF MERIDIAN BIOSCIENCE INC	08/07/13	04/09/09	1,934.68	1,411.10	523 58
150 SHARES OF MERIDIAN BIOSCIENCE INC	08/07/13	04/27/10	3,627 52	2,904 00	723.52
590 SHARES OF MERIDIAN BIOSCIENCE INC	08/07/13	03/26/12	14,268.25	19,677.33	-5,409 08
100 SHARES OF BELDEN INC	08/08/13	04/09/09	5,808 20	1,525 02	4,283.18
80 SHARES OF BELDEN INC	08/09/13	04/09/09	4,609 07	1,220.01	3,389.06
50 SHARES OF CASH AMERICA INTL INC	08/12/13	11/12/10	2,018.76	1,889 65	129 11
40 SHARES OF CASH AMERICA INTL INC	08/12/13	02/03/12	1,615 01	1,870.22	-255 21
140 SHARES OF STAGE STORES INC	08/12/13	04/09/09	3,285 18	1,563 05	1,722.13
90 SHARES OF TRUSTMARK CORP	08/12/13	11/23/10	2,383.69	1,966.95	416 74
170 SHARES OF CYPRESS SEMICONDUCTOR CORP	08/12/13	07/13/12	2,182 08	2,038.10	143 98
140 SHARES OF THE FINISH LINE	08/12/13	09/30/10	3,044.38	1,952.30	1,092 08
90 SHARES OF GOVERNMENT PROPERTIES INCOME	08/12/13	04/16/10	2,205 50	2,322.60	-117.10
70 SHARES OF INNOPHOS HOLDINGS INC	08/12/13	09/27/10	3,603 95	2,165 46	1,438.49
70 SHARES OF BERRY PETROLEUM CL A	08/12/13	11/12/10	2,862.67	2,616 24	246 43
80 SHARES OF BOB EVANS FARMS	08/12/13	06/26/08	3,999 61	2,520.43	1,479.18
190 SHARES OF FULTON FINANCIAL CORP	08/12/13	08/19/10	2,395 09	1,626 98	768 11
110 SHARES OF MAXIMUS INC	08/12/13	01/19/11	4,330 79	1,775 14	2,555.65
140 SHARES OF BRINK'S CO/THE	08/12/13	09/29/09	3,947.37	3,760.97	186 40
70 SHARES OF UNS ENERGY CORP	08/12/13	05/17/12	3,449.25	2,546 16	903.09
220 SHARES OF BRANDYWINE REALTY TRUST	08/12/13	11/06/09	2,996.45	1,992.90	1,003 55
70 SHARES OF WESTAMERICA BANCORPORATION	08/12/13	08/19/10	3,446 46	3,573 48	-127.02
40 SHARES OF SENSIENT TECHNOLOGIES CORP	08/12/13	04/26/11	1,735 01	1,504.97	230.04
40 SHARES OF SENSIENT TECHNOLOGIES CORP	08/12/13	09/16/11	1,735.00	1,416.88	318 12
50 SHARES OF CUBIC CORP	08/12/13	02/06/12	2,573 75	2,526 31	47.44
130 SHARES OF HATTERAS FINANCIAL CORP	08/12/13	03/15/12	2,499 33	3,744 53	-1,245.20
80 SHARES OF COMMUNITY BANK SYSTEM INC	08/12/13	02/26/10	2,716.43	1,761.17	955 26
100 SHARES OF SCHWEITZER-MANDUIT INTL INC	08/12/13	07/11/11	5,543.50	2,822.33	2,721.17
10 SHARES OF CEC ENTERTAINMENT INC	08/12/13	03/14/12	425 05	380 25	44.80

50 SHARES OF CEC ENTERTAINMENT INC	08/12/13	05/16/12	2,125.26	1,802.82	322.44
80 SHARES OF TIDEWATER INC	08/12/13	09/27/10	4,487.60	3,511.83	975.77
100 SHARES OF ENDURANCE SPECIALTY HOLDINGS	08/12/13	07/13/11	5,217.58	4,119.23	1,098.35
240 SHARES OF AMERICAN EQUITY INVT LIFE	08/12/13	04/08/08	4,658.74	2,388.80	2,269.94
70 SHARES OF OWENS & MINOR INC	08/12/13	04/09/09	2,518.97	1,561.45	957.52
130 SHARES OF DUPONT FABROS TECHNOLOGY	08/12/13	01/26/12	3,018.02	3,292.56	-274.54
70 SHARES OF BANK OF THE OZARKS	08/12/13	09/30/11	3,337.26	1,480.79	1,856.47
120 SHARES OF ACTUANT CORP CL A	08/12/13	02/28/12	4,378.24	3,426.30	951.94
10 SHARES OF TORO CO	08/12/13	04/09/09	490.05	134.67	355.38
50 SHARES OF TORO CO	08/12/13	04/24/09	2,450.25	704.88	1,745.37
50 SHARES OF PROTECTIVE LIFE CORP	08/12/13	09/27/11	2,141.26	829.24	1,312.02
90 SHARES OF ASPEN INSURANCE HOLDINGS LTD	08/12/13	02/01/12	3,268.38	2,421.17	847.21
110 SHARES OF BUCKEYE TECHNOLOGIES INC	08/12/13	06/17/11	4,099.18	2,570.91	1,528.27
40 SHARES OF BRISTOW GROUP COMMON STOCK	08/12/13	07/18/11	2,761.81	2,067.64	694.17
60 SHARES OF WINTRUST FINANCIAL CORP	08/12/13	04/09/09	2,457.31	898.47	1,558.84
270 SHARES OF INTERSIL CORP	08/12/13	04/20/12	2,974.26	2,969.92	4.34
80 SHARES OF PLANTRONICS INC	08/12/13	09/20/11	3,546.81	2,437.75	1,109.06
90 SHARES OF WEBSTER FINANCIAL CORP	08/12/13	02/08/12	2,429.59	2,083.51	346.08
130 SHARES OF PORTLAND GENERAL ELEC CORP NEW COMMON	08/12/13	03/14/11	3,926.71	3,069.40	857.31
20 SHARES OF COMPASS MINERALS INTL	08/12/13	05/01/12	1,520.31	1,533.11	-12.80
10 SHARES OF COMPASS MINERALS INTL	08/12/13	07/12/12	760.15	759.65	0.50
140 SHARES OF CUBESMART	08/12/13	06/21/12	2,454.99	1,571.54	883.45
60 SHARES OF STANCORP FINANCIAL GROUP	08/12/13	04/09/09	3,268.50	1,469.48	1,799.02
40 SHARES OF CASEYS GENERAL STORES INC	08/12/13	09/28/11	2,677.79	1,824.73	853.06
10 SHARES OF CASEYS GENERAL STORES INC	08/12/13	12/20/11	669.45	496.49	172.96
100 SHARES OF WEST PHARMACEUTICAL SERVICES	08/12/13	07/22/11	7,859.53	4,591.66	3,267.87
70 SHARES OF AMERICAN EQUITY INVT LIFE	08/16/13	04/08/08	1,352.86	696.73	656.13
30 SHARES OF AMERICAN EQUITY INVT LIFE	08/16/13	10/13/08	579.79	175.50	404.29
100 SHARES OF PROTECTIVE LIFE CORP	08/16/13	09/27/11	4,275.97	1,658.49	2,617.48
100 SHARES OF AMERICAN EQUITY INVT LIFE	08/19/13	10/13/08	1,911.89	585.00	1,326.89
100 SHARES OF PROTECTIVE LIFE CORP	08/19/13	09/27/11	4,218.54	1,658.48	2,560.06
120 SHARES OF AMERICAN EQUITY INVT LIFE	08/20/13	10/13/08	2,306.00	702.00	1,604.00
80 SHARES OF AMERICAN EQUITY INVT LIFE	08/20/13	05/28/09	1,537.33	460.29	1,077.04
100 SHARES OF PROTECTIVE LIFE CORP	08/20/13	09/27/11	4,233.37	1,658.49	2,574.88
100 SHARES OF AMERICAN EQUITY INVT LIFE	08/21/13	05/28/09	1,942.86	575.37	1,367.49
139 SHARES OF PROTECTIVE LIFE CORP	08/21/13	09/27/11	5,915.10	2,305.29	3,609.81
820 SHARES OF BUCKEYE TECHNOLOGIES INC	08/26/13	06/17/11	30,750.00	19,164.98	11,585.02
208 SHARES OF BUCKEYE TECHNOLOGIES INC	08/26/13	07/12/12	7,800.00	6,033.48	1,766.52
360 SHARES OF AMERICAN EQUITY INVT LIFE	08/26/13	05/28/09	6,985.74	2,071.33	4,914.41
100 SHARES OF CASEYS GENERAL STORES INC	08/28/13	12/20/11	6,590.75	4,964.85	1,625.90
500 SHARES OF INTERSIL CORP	08/28/13	04/20/12	5,277.45	5,499.85	-222.40
100 SHARES OF BERRY PETROLEUM CL A	08/28/13	11/12/10	4,131.28	3,737.48	393.80
100 SHARES OF WEST PHARMACEUTICAL SERVICES	08/28/13	07/22/11	7,659.26	4,591.66	3,067.60
100 SHARES OF SENSIENT TECHNOLOGIES CORP	08/29/13	09/16/11	4,171.68	3,542.19	629.49
170 SHARES OF INTERSIL CORP	08/29/13	04/20/12	1,794.83	1,869.95	-75.12
30 SHARES OF INTERSIL CORP	08/29/13	07/09/12	316.73	305.86	10.87
140 SHARES OF INTERSIL CORP	08/30/13	07/09/12	1,447.01	1,427.33	19.68
100 SHARES OF SENSIENT TECHNOLOGIES CORP	08/30/13	09/16/11	4,149.62	3,542.19	607.43
60 SHARES OF BERRY PETROLEUM CL A	09/03/13	11/12/10	2,498.27	2,242.49	255.78
40 SHARES OF BERRY PETROLEUM CL A	09/03/13	12/20/11	1,665.52	1,521.40	144.12
90 SHARES OF WEST PHARMACEUTICAL SERVICES	09/04/13	07/22/11	6,719.51	4,132.50	2,587.01
70 SHARES OF CASEYS GENERAL STORES INC	09/04/13	12/20/11	4,636.11	3,475.40	1,160.71
40 SHARES OF CASEYS GENERAL STORES INC	09/04/13	03/27/12	2,649.21	2,220.15	429.06
220 SHARES OF BERRY PETROLEUM CL A	09/05/13	12/20/11	9,091.40	8,367.69	723.71
70 SHARES OF SENSIENT TECHNOLOGIES CORP	09/05/13	09/16/11	2,928.59	2,479.53	449.06
200 SHARES OF HATTERAS FINANCIAL CORP	10/21/13	03/15/12	3,753.89	5,760.81	-2,006.92
400 SHARES OF HATTERAS FINANCIAL CORP	10/22/13	03/15/12	7,728.50	11,521.61	-3,793.11
100 SHARES OF STANCORP FINANCIAL GROUP	10/29/13	04/09/09	5,913.20	2,449.13	3,464.07
100 SHARES OF ACTUANT CORP CL A	11/04/13	02/28/12	3,876.34	2,855.25	1,021.09
100 SHARES OF BOB EVANS FARMS	11/04/13	06/26/08	5,606.47	3,150.53	2,455.94
100 SHARES OF ACTUANT CORP CL A	11/05/13	02/28/12	3,843.49	2,855.24	988.25
160 SHARES OF BOB EVANS FARMS	11/05/13	06/26/08	8,943.57	5,040.85	3,902.72

100 SHARES OF ACTUANT CORP CL A	11/06/13	02/28/12	3,822.84	2,855.25	967.59
100 SHARES OF TORO CO	11/08/13	04/24/09	5,800.53	1,409.75	4,390.78
10 SHARES OF BOB EVANS FARMS	11/11/13	06/26/08	539.76	315.05	224.71
80 SHARES OF BOB EVANS FARMS	11/11/13	10/13/08	4,318.04	2,167.66	2,150.38
10 SHARES OF BOB EVANS FARMS	11/11/13	04/09/09	539.75	261.70	278.05
100 SHARES OF TORO CO	11/11/13	04/24/09	5,832.48	1,409.75	4,422.73
160 SHARES OF BOB EVANS FARMS	11/12/13	04/09/09	8,640.56	4,187.25	4,453.31
40 SHARES OF TORO CO	11/13/13	04/24/09	2,340.75	563.90	1,776.85
20 SHARES OF STANCORP FINANCIAL GROUP	11/19/13	04/09/09	1,284.57	489.83	794.74
21 SHARES OF CEC ENTERTAINMENT INC	11/19/13	05/16/12	956.11	757.18	198.93
18 SHARES OF SENSIENT TECHNOLOGIES CORP	11/19/13	09/16/11	893.50	637.59	255.91
16 SHARES OF TORO CO	11/19/13	04/24/09	959.50	225.56	733.94
17 SHARES OF BRISTOW GROUP COMMON STOCK	11/19/13	07/18/11	1,389.72	878.75	510.97
25 SHARES OF CUBIC CORP	11/19/13	02/06/12	1,355.97	1,263.15	92.82
26 SHARES OF COMPASS MINERALS INTL	11/19/13	07/12/12	1,885.23	1,975.09	-89.86
24 SHARES OF BANK OF THE OZARKS	11/19/13	09/30/11	1,231.89	507.70	724.19
23 SHARES OF CASEYS GENERAL STORES INC	11/19/13	03/27/12	1,717.38	1,276.58	440.80
19 SHARES OF CURTISS-WRIGHT CORP W/1 RT/SH	11/19/13	03/04/11	970.88	725.91	244.97
27 SHARES OF COMMUNITY BANK SYSTEM INC	11/19/13	02/26/10	989.53	594.39	395.14
24 SHARES OF UNS ENERGY CORP	11/19/13	05/17/12	1,176.69	872.97	303.72
71 SHARES OF AMERICAN EQUITY INVT LIFE	11/19/13	05/28/09	1,608.12	408.51	1,199.61
38 SHARES OF TRUSTMARK CORP	11/19/13	11/23/10	1,047.26	830.49	216.77
35 SHARES OF WEBSTER FINANCIAL CORP	11/19/13	02/08/12	1,004.13	810.25	193.88
100 SHARES OF BOB EVANS FARMS	11/19/13	04/09/09	5,465.94	2,617.03	2,848.91
55 SHARES OF PORTLAND GENERAL ELEC CORP NEW COMMON	11/19/13	03/14/11	1,630.17	1,298.59	331.58
35 SHARES OF ASPEN INSURANCE HOLDINGS LTD	11/19/13	02/01/12	1,391.92	941.57	450.35
6 SHARES OF WINTRUST FINANCIAL CORP	11/19/13	04/09/09	263.16	89.85	173.31
33 SHARES OF WINTRUST FINANCIAL CORP	11/19/13	01/24/11	1,447.35	1,097.37	349.98
55 SHARES OF CASH AMERICA INTL INC	11/19/13	02/03/12	2,115.81	2,571.54	-455.73
28 SHARES OF PLANTRONICS INC	11/19/13	09/20/11	1,220.49	853.21	367.28
84 SHARES OF CYPRESS SEMICONDUCTOR CORP	11/19/13	07/13/12	755.14	992.53	-237.39
45 SHARES OF ENDURANCE SPECIALTY HOLDINGS	11/19/13	07/13/11	2,525.80	1,853.65	672.15
28 SHARES OF INNOPHOS HOLDINGS INC	11/19/13	09/27/10	1,324.09	866.18	457.91
28 SHARES OF WESTAMERICA BANCORPORATION	11/19/13	08/19/10	1,495.32	1,429.39	65.93
34 SHARES OF ACTUANT CORP CL A	11/19/13	02/28/12	1,306.25	970.78	335.47
82 SHARES OF WEST PHARMACEUTICAL SERVICES	11/19/13	07/22/11	3,920.35	1,882.58	2,037.77
33 SHARES OF TIDEWATER INC	11/19/13	09/27/10	1,956.53	1,448.63	507.90
38 SHARES OF OWENS & MINOR INC	11/19/13	04/09/09	1,422.31	847.65	574.66
30 SHARES OF BRANDYWINE REALTY TRUST	11/19/13	11/06/09	407.70	271.76	135.94
62 SHARES OF BRANDYWINE REALTY TRUST	11/19/13	03/01/10	842.58	659.00	183.58
55 SHARES OF DUPONT FABROS TECHNOLOGY	11/19/13	01/26/12	1,297.42	1,393.01	-95.59
90 SHARES OF FULTON FINANCIAL CORP	11/19/13	08/19/10	1,099.33	770.68	328.65
20 SHARES OF GOVERNMENT PROPERTIES INCOME	11/19/13	04/16/10	497.59	516.13	-18.54
27 SHARES OF GOVERNMENT PROPERTIES INCOME	11/19/13	05/04/10	671.74	699.80	-28.06
56 SHARES OF BRINK'S CO/THE	11/19/13	09/29/09	1,803.72	1,504.39	299.33
56 SHARES OF SCHWEITZER-MANDUIT INTL INC	11/19/13	07/11/11	2,962.90	1,580.50	1,382.40
60 SHARES OF THE FINISH LINE	11/19/13	09/30/10	1,570.18	836.70	733.48
52 SHARES OF MAXIMUS INC	11/19/13	01/19/11	2,313.95	839.16	1,474.79
59 SHARES OF CUBESMART	11/19/13	06/21/12	933.95	662.29	271.66
62 SHARES OF STAGE STORES INC	11/19/13	04/09/09	1,364.59	692.21	672.38
82 SHARES OF INTERSIL CORP	11/19/13	07/09/12	833.93	836.01	-2.08
120 SHARES OF BOB EVANS FARMS	11/20/13	04/09/09	6,637.08	3,140.43	3,496.65
100 SHARES OF COMMUNITY BANK SYSTEM INC	11/26/13	02/26/10	3,835.83	2,201.46	1,634.37
50 SHARES OF COMMUNITY BANK SYSTEM INC	11/27/13	02/26/10	1,924.62	1,100.73	823.89
270 SHARES OF AMERICAN EQUITY INVT LIFE	12/18/13	05/28/09	6,558.50	1,553.49	5,005.01
100 SHARES OF AMERICAN EQUITY INVT LIFE	12/19/13	05/28/09	2,453.23	575.37	1,877.86
190 SHARES OF AMERICAN EQUITY INVT LIFE	12/20/13	05/28/09	4,638.25	1,093.20	3,545.05

** TOTAL LONG TERM CAPITAL GAIN (LOSS)			933,672.20	646,676.00	286,996.20
---	--	--	-------------------	-------------------	-------------------

**** SALES WITH UNKNOWN COST/ACQUISITION DATE**

60 SHARES OF EL PASO ELEC CO NEW	05/24/13	01/01/01	2,175.92	0.35	2,175.57
70 SHARES OF EL PASO ELEC CO NEW	08/12/13	01/01/01	2,616.97	0.41	2,616.56
38 SHARES OF EL PASO ELEC CO NEW	11/19/13	01/01/01	1,320.85	0.23	1,320.62
** TOTAL SALES WITH UNKNOWN COST/ACQUISITION DATE			6,113.74	0.99	6,112.75
TOTAL			1,328,103.04	972,152.42	355,950.62

HUNTINGTON

Start Date: 01/01/2013

End Date: 12/31/2013

MORGAN FAMILY FOUNDATION GRANITE INVESTMENT PARTNERS

Description	Sold	Acquired	Proceeds	Cost	Gain/Loss
** SHORT TERM CAPITAL GAIN (LOSS)					
1352 SHARES OF PANDORA MEDIA INC	01/02/13	07/10/12	12,492.46	13,457.67	-965.21
55 SHARES OF LOGMEIN INC	01/03/13	03/23/12	1,257.82	1,896.49	-638.67
610 SHARES OF LOGMEIN INC	01/04/13	03/23/12	14,048.16	21,033.78	-6,985.62
1544 SHARES OF REALD INC	01/10/13	01/19/12	16,930.19	13,233.47	3,696.72
310 SHARES OF UNITED RENTALS INC	01/16/13	07/18/12	14,872.16	9,502.80	5,369.36
550 SHARES OF UNITED RENTALS INC	01/16/13	07/19/12	26,386.10	15,749.09	10,637.01
473 SHARES OF PANDORA MEDIA INC	02/01/13	07/10/12	5,521.25	4,708.20	813.05
798 SHARES OF PANDORA MEDIA INC	02/01/13	11/02/12	9,314.92	6,592.68	2,722.24
57 SHARES OF BRAVO BRIO RESTAURANT GROUP	02/01/13	07/23/12	848.45	1,011.54	-163.09
447 SHARES OF ACME PACKET INC	02/11/13	06/20/12	13,101.90	9,290.14	3,811.76
452 SHARES OF ACME PACKET INC	02/11/13	07/27/12	13,248.45	6,341.52	6,906.93
898 SHARES OF ACME PACKET INC	02/12/13	07/27/12	26,368.54	12,598.85	13,769.69
1037 SHARES OF PANDORA MEDIA INC	02/14/13	11/02/12	12,672.16	8,567.18	4,104.98
347 SHARES OF HMS HOLDINGS CORP	02/26/13	11/02/12	9,715.81	7,532.02	2,183.79
1595 SHARES OF PANDORA MEDIA INC	02/28/13	11/02/12	19,266.04	13,177.09	6,088.95
250 SHARES OF BRAVO BRIO RESTAURANT GROUP	03/07/13	07/23/12	3,993.99	4,436.60	-442.61
368 SHARES OF BRAVO BRIO RESTAURANT GROUP	03/08/13	07/23/12	5,816.25	6,530.68	-714.43
33 SHARES OF BRAVO BRIO RESTAURANT GROUP	03/08/13	08/01/12	521.57	513.87	7.70
512 SHARES OF HMS HOLDINGS CORP	03/14/13	11/02/12	15,881.42	11,113.52	4,767.90
302 SHARES OF MASIMO CORP W 1 RT P/S EXP 11/08/2017	03/15/13	11/28/12	6,039.54	6,109.46	-69.92
115 SHARES OF SOURCEFIRE INC	04/08/13	01/10/13	6,320.40	4,988.61	1,331.79
170 SHARES OF VOLCANO CORP	04/17/13	02/22/13	3,440.13	3,698.67	-258.54
450 SHARES OF INFOBLOX INC	04/18/13	09/07/12	9,817.70	8,944.43	873.27
119 SHARES OF INFOBLOX INC	04/18/13	09/10/12	2,596.23	2,409.32	186.91
345 SHARES OF LOGMEIN INC	04/26/13	07/27/12	7,474.94	8,069.24	-594.30
190 SHARES OF SIMPSON MANUFACTURING CO INC	05/02/13	08/09/12	5,327.10	4,804.04	523.06
360 SHARES OF SIMPSON MANUFACTURING CO INC	05/02/13	08/10/12	10,093.45	9,132.70	960.75
78 SHARES OF SIMPSON MANUFACTURING CO INC	05/02/13	08/22/12	2,186.91	2,096.45	90.46
335 SHARES OF LOGMEIN INC	05/09/13	07/27/12	7,749.82	7,835.35	-85.53
356 SHARES OF LOGMEIN INC	05/09/13	07/31/12	8,235.62	7,311.71	923.91
250 SHARES OF RESTORATION HARDWARE HOLDINGS INC	05/10/13	01/16/13	11,692.59	8,028.28	3,664.31
43 SHARES OF RESTORATION HARDWARE HOLDINGS INC	05/10/13	01/17/13	2,011.12	1,405.09	606.03
212 SHARES OF SOURCEFIRE INC	05/15/13	01/10/13	11,815.11	9,196.39	2,618.72
322 SHARES OF SOURCEFIRE INC	05/15/13	01/30/13	17,945.59	12,936.22	5,009.37
94 SHARES OF RESTORATION HARDWARE HOLDINGS INC	05/20/13	01/17/13	5,251.72	3,071.59	2,180.13
112 SHARES OF RESTORATION HARDWARE HOLDINGS INC	05/20/13	02/01/13	6,257.36	4,045.27	2,212.09
195 SHARES OF BROADSOFT INC	05/24/13	11/27/12	5,335.10	6,336.08	-1,000.98
245 SHARES OF BRAVO BRIO RESTAURANT GROUP	05/24/13	08/01/12	4,480.97	3,815.09	665.88
300 SHARES OF BOULDER BRANDS INC	05/24/13	03/12/13	3,221.94	2,722.32	499.62
341 SHARES OF INFOBLOX INC	05/24/13	09/10/12	8,477.83	6,904.02	1,573.81
184 SHARES OF INFOBLOX INC	05/24/13	11/02/12	4,574.54	2,982.29	1,592.25
90 SHARES OF ANNIE'S INC	05/24/13	01/08/13	3,640.43	3,126.15	514.28
100 SHARES OF CHUY'S HOLDINGS INC	05/24/13	07/24/12	3,313.88	1,300.00	2,013.88
90 SHARES OF APPLIED INDUSTRIAL TECH INC W/1 RT/SH	05/24/13	11/02/12	4,229.02	3,662.08	566.94
110 SHARES OF INTERFACE INC	05/24/13	05/02/13	1,867.76	1,795.16	72.60
165 SHARES OF THERMON GROUP HOLDINGS INC	05/24/13	03/06/13	3,214.14	3,396.99	-182.85
105 SHARES OF SIMPSON MANUFACTURING CO INC	05/24/13	08/22/12	3,030.14	2,822.14	208.00
645 SHARES OF SERVICESOURCE INTL	05/24/13	07/30/12	5,005.11	7,354.16	-2,349.05
155 SHARES OF SELECT COMFORT CORPORATION	05/24/13	11/30/12	3,209.99	4,105.45	-895.46
202 SHARES OF REALD INC	05/24/13	08/01/12	3,042.06	1,921.54	1,120.52
70 SHARES OF RESTORATION HARDWARE HOLDINGS INC	05/24/13	02/01/13	3,778.53	2,528.30	1,250.23
85 SHARES OF LIFEPOINT HOSPITALS INC	05/24/13	02/26/13	4,065.47	3,653.10	412.37
150 SHARES OF LOGMEIN INC	05/24/13	07/31/12	3,668.93	3,080.78	588.15
160 SHARES OF HMS HOLDINGS CORP	05/24/13	11/02/12	4,014.33	3,472.98	541.35
60 SHARES OF H&E EQUIPMENT SERVICES INC	05/24/13	11/02/12	1,306.77	931.39	375.38
200 SHARES OF NOVADAQ TECHNOLOGIES INC	05/24/13	12/11/12	2,683.95	1,801.20	882.75
137 SHARES OF INFOBLOX INC	06/12/13	11/02/12	3,771.61	2,220.51	1,551.10
165 SHARES OF ROSETTA RESOURCES INC	06/13/13	11/28/12	7,500.14	7,413.19	86.95
153 SHARES OF RESTORATION HARDWARE HOLDINGS INC	06/17/13	02/01/13	10,931.23	5,526.13	5,405.10
41 SHARES OF RESTORATION HARDWARE HOLDINGS INC	06/17/13	02/04/13	2,929.28	1,485.55	1,443.73

411 SHARES OF SERVICESOURCE INTL	06/17/13	07/30/12	3,699.80	4,686.14	-986.34
988 SHARES OF SERVICESOURCE INTL	06/17/13	08/01/12	8,893.92	8,844.08	49.84
750 SHARES OF REALD INC	06/27/13	08/01/12	10,402.46	7,134.45	3,268.01
738 SHARES OF REALD INC	07/08/13	08/01/12	10,133.52	7,020.30	3,113.22
324 SHARES OF REALD INC	07/08/13	08/29/12	4,448.86	3,090.05	1,358.81
406 SHARES OF REALD INC	07/09/13	08/29/12	5,572.65	3,872.11	1,700.54
54 SHARES OF REALD INC	07/09/13	09/19/12	741.19	495.39	245.80
110 SHARES OF REALD INC	07/10/13	09/19/12	1,509.49	1,009.12	500.37
110 SHARES OF REALD INC	07/11/13	09/19/12	1,524.03	1,009.12	514.91
550 SHARES OF REALD INC	07/12/13	09/19/12	6,554.12	5,045.58	1,508.54
340 SHARES OF BROADSOFT INC	07/16/13	11/28/12	10,538.29	11,027.53	-489.24
27 SHARES OF BROADSOFT INC	07/16/13	12/05/12	836.86	855.64	-18.78
237 SHARES OF BOULDER BRANDS INC	07/16/13	03/12/13	3,280.68	2,150.63	1,130.05
52 SHARES OF SERVICESOURCE INTL	07/16/13	08/01/12	582.26	465.48	116.78
189 SHARES OF SERVICESOURCE INTL	07/16/13	08/09/12	2,116.31	1,529.33	586.98
410 SHARES OF SERVICESOURCE INTL	07/17/13	08/09/12	4,576.59	3,317.60	1,258.99
880 SHARES OF BOULDER BRANDS INC	07/17/13	03/12/13	12,239.70	7,985.47	4,254.23
660 SHARES OF SERVICESOURCE INTL	07/18/13	08/09/12	7,404.15	5,340.52	2,063.63
65 SHARES OF FRESH MARKET INC/THE	07/23/13	12/14/12	3,505.54	3,191.44	314.10
220 SHARES OF GRACO INC	07/25/13	11/02/12	15,139.12	10,826.20	4,312.92
309 SHARES OF INFOBLOX INC	07/30/13	11/02/12	9,945.76	5,008.30	4,937.46
125 SHARES OF APPLIED INDUSTRIAL TECH INC W/1 RT/SH	08/12/13	11/02/12	6,471.13	5,086.22	1,384.91
115 SHARES OF ANNIE'S INC	08/12/13	01/08/13	4,915.06	3,994.53	920.53
190 SHARES OF BROADSOFT INC	08/12/13	12/05/12	5,849.99	6,021.15	-171.16
430 SHARES OF BOULDER BRANDS INC	08/12/13	03/12/13	6,907.82	3,901.99	3,005.83
257 SHARES OF CYAN INC	08/12/13	08/01/13	2,337.42	2,739.70	-402.28
128 SHARES OF CYAN INC	08/12/13	08/02/13	1,164.16	1,405.44	-241.28
30 SHARES OF E2OPEN INC	08/12/13	07/16/13	589.19	570.87	18.32
90 SHARES OF E2OPEN INC	08/12/13	07/17/13	1,767.56	1,740.08	27.48
90 SHARES OF FRESH MARKET INC/THE	08/12/13	12/14/12	5,046.21	4,418.92	627.29
45 SHARES OF GEOSPACE TECHNOLOGIES CORP	08/12/13	07/23/13	3,072.54	3,564.63	-492.09
250 SHARES OF HMS HOLDINGS CORP	08/12/13	11/02/12	6,207.39	5,426.52	780.87
210 SHARES OF H&E EQUIPMENT SERVICES INC	08/12/13	11/02/12	4,680.81	3,259.87	1,420.94
245 SHARES OF HFF INC CL A	08/12/13	06/25/13	5,440.35	4,168.14	1,272.21
210 SHARES OF INFOBLOX INC	08/12/13	11/02/12	6,789.18	3,403.70	3,385.48
290 SHARES OF INTERFACE INC	08/12/13	05/02/13	5,370.60	4,732.68	637.92
105 SHARES OF LIFEPOINT HOSPITALS INC	08/12/13	02/26/13	5,057.76	4,512.65	545.11
215 SHARES OF NOVADAQ TECHNOLOGIES INC	08/12/13	12/11/12	2,848.70	1,936.29	912.41
95 SHARES OF RESTORATION HARDWARE HOLDINGS INC	08/12/13	02/04/13	6,376.28	3,442.14	2,934.14
275 SHARES OF SELECT COMFORT CORPORATION	08/12/13	11/30/12	6,206.65	7,283.87	-1,077.22
189 SHARES OF SERVICESOURCE INTL	08/12/13	04/24/13	2,252.84	1,094.65	1,158.19
140 SHARES OF SIMPSON MANUFACTURING CO INC	08/12/13	08/22/12	4,544.32	3,762.85	781.47
235 SHARES OF THERMON GROUP HOLDINGS INC	08/12/13	03/06/13	4,615.31	4,838.13	-222.82
170 SHARES OF VOCERA COMMUNICATIONS INC	08/12/13	05/17/13	2,718.25	2,477.10	241.15
185 SHARES OF VOCERA COMMUNICATIONS INC	08/12/13	05/20/13	2,958.10	2,777.52	180.58
253 SHARES OF INFOBLOX INC	08/16/13	11/02/12	8,265.51	4,100.65	4,164.86
6 SHARES OF RESTORATION HARDWARE HOLDINGS INC	08/16/13	02/04/13	398.82	217.40	181.42
118 SHARES OF RESTORATION HARDWARE HOLDINGS INC	08/16/13	02/21/13	7,843.38	4,337.23	3,506.15
553 SHARES OF NOVADAQ TECHNOLOGIES INC	08/27/13	12/11/12	7,927.72	4,980.32	2,947.40
209 SHARES OF NOVADAQ TECHNOLOGIES INC	08/27/13	02/12/13	2,996.19	1,937.60	1,058.59
303 SHARES OF BOULDER BRANDS INC	09/03/13	03/12/13	4,888.49	2,749.55	2,138.94
50 SHARES OF BOULDER BRANDS INC	09/03/13	03/13/13	806.68	451.00	355.68
286 SHARES OF BOULDER BRANDS INC	09/03/13	03/14/13	4,614.21	2,653.99	1,960.22
75 SHARES OF RESTORATION HARDWARE HOLDINGS INC	09/05/13	02/21/13	5,395.73	2,756.72	2,639.01
83 SHARES OF RESTORATION HARDWARE HOLDINGS INC	09/05/13	02/22/13	5,971.27	3,053.57	2,917.70
309 SHARES OF BRAVO BRIO RESTAURANT GROUP	09/25/13	09/27/12	4,586.99	4,486.31	100.68
890 SHARES OF BRAVO BRIO RESTAURANT GROUP	09/25/13	11/02/12	13,211.74	12,059.50	1,152.24
143 SHARES OF BOULDER BRANDS INC	10/01/13	03/14/13	2,246.58	1,327.00	919.58
96 SHARES OF BOULDER BRANDS INC	10/02/13	03/14/13	1,486.47	890.85	595.62
456 SHARES OF BOULDER BRANDS INC	10/02/13	03/15/13	7,060.71	4,211.43	2,849.28
204 SHARES OF BROADSOFT INC	10/07/13	12/05/12	7,301.95	6,464.82	837.13
60 SHARES OF ANNIE'S INC	10/11/13	01/08/13	2,922.02	2,084.10	837.92
275 SHARES OF ANNIE'S INC	10/11/13	01/09/13	13,392.59	9,645.98	3,746.61
573 SHARES OF HEXCEL CORP	10/22/13	04/23/13	23,221.90	17,189.77	6,032.13
324 SHARES OF INFOBLOX INC	10/25/13	11/02/12	14,533.38	5,251.42	9,281.96
257 SHARES OF HFF INC CL A	10/28/13	06/25/13	6,394.48	4,372.29	2,022.19
271 SHARES OF HFF INC CL A	10/29/13	06/25/13	6,845.94	4,610.47	2,235.47
57 SHARES OF BROADSOFT INC	10/30/13	12/05/12	2,000.85	1,806.35	194.50
219 SHARES OF BROADSOFT INC	10/30/13	12/13/12	7,687.46	6,916.85	770.61
518 SHARES OF REACHLOCAL INC	11/04/13	05/08/13	6,207.97	8,048.01	-1,840.04
82 SHARES OF REACHLOCAL INC	11/05/13	05/08/13	985.65	1,274.01	-288.36
367 SHARES OF REACHLOCAL INC	11/05/13	05/10/13	4,411.37	5,149.23	-737.86
374 SHARES OF REACHLOCAL INC	11/05/13	07/31/13	4,495.51	4,797.90	-302.39

43 SHARES OF REACHLOCAL INC	11/05/13	08/01/13	516.87	560.25	-43.38
1556 SHARES OF SERVICESOURCE INTL	11/06/13	04/24/13	14,946.51	9,012.04	5,934.47
240 SHARES OF SELECT COMFORT CORPORATION	11/15/13	11/30/12	4,844.72	6,356.84	-1,512.12
541 SHARES OF SELECT COMFORT CORPORATION	11/15/13	12/03/12	10,920.81	14,212.93	-3,292.12
194 SHARES OF BOULDER BRANDS INC	11/19/13	03/15/13	2,797.43	1,791.71	1,005.72
165 SHARES OF BOULDER BRANDS INC	11/19/13	03/18/13	2,379.25	1,502.66	876.59
130 SHARES OF SELECT COMFORT CORPORATION	11/19/13	12/03/12	2,594.75	3,415.31	-820.56
107 SHARES OF SELECT COMFORT CORPORATION	11/19/13	12/05/12	2,135.68	2,679.71	-544.03
61 SHARES OF BROADSOFT INC	11/19/13	12/13/12	1,560.35	1,926.61	-366.26
242 SHARES OF BROADSOFT INC	11/19/13	02/28/13	6,190.25	5,514.74	675.51
4 SHARES OF ANNIE'S INC	11/19/13	01/09/13	177.09	140.31	36.78
151 SHARES OF ANNIE'S INC	11/19/13	01/16/13	6,685.18	5,204.05	1,481.13
64 SHARES OF GEOSPACE TECHNOLOGIES CORP	11/19/13	07/23/13	6,372.36	5,069.70	1,302.66
316 SHARES OF SERVICESOURCE INTL	11/19/13	04/24/13	2,897.50	1,830.21	1,067.29
503 SHARES OF RITCHIE BROS AUCTIONEERS W/1 RT PER SH	11/19/13	10/10/13	10,563.82	9,440.00	1,123.82
341 SHARES OF QLIK TECHNOLOGIES INC	11/19/13	10/25/13	8,490.75	9,402.53	-911.78
417 SHARES OF THERMON GROUP HOLDINGS INC	11/19/13	03/06/13	11,267.22	8,585.11	2,682.11
213 SHARES OF LIFEPOINT HOSPITALS INC	11/19/13	02/26/13	10,877.72	9,154.22	1,723.50
19 SHARES OF RESTORATION HARDWARE HOLDINGS INC	11/19/13	02/22/13	1,389.26	699.01	690.25
66 SHARES OF RESTORATION HARDWARE HOLDINGS INC	11/19/13	03/21/13	4,825.83	2,301.63	2,524.20
358 SHARES OF E2OPEN INC	11/19/13	07/17/13	9,110.65	6,921.64	2,189.01
77 SHARES OF E2OPEN INC	11/19/13	08/02/13	1,959.55	1,512.87	446.68
364 SHARES OF NOVADAQ TECHNOLOGIES INC	11/19/13	02/12/13	6,235.21	3,374.57	2,860.64
251 SHARES OF FRESH MARKET INC/THE	11/19/13	12/14/12	12,530.70	12,323.87	206.83
408 SHARES OF INTERFACE INC	11/19/13	05/02/13	7,789.60	6,658.40	1,131.20
264 SHARES OF HFF INC CL A	11/19/13	06/25/13	6,371.57	4,491.38	1,880.19
320 SHARES OF CYAN INC	11/19/13	08/02/13	1,458.95	3,513.60	-2,054.65
609 SHARES OF CYAN INC	11/19/13	08/05/13	2,776.56	6,807.16	-4,030.60
38 SHARES OF CYAN INC	11/19/13	08/06/13	173.25	424.27	-251.02
644 SHARES OF VOCERA COMMUNICATIONS INC	11/19/13	05/20/13	10,612.93	9,668.76	944.17
391 SHARES OF ABIOMED INC	11/19/13	10/07/13	10,705.39	7,687.92	3,017.47
310 SHARES OF THERMON GROUP HOLDINGS INC	12/02/13	03/06/13	8,824.21	6,382.22	2,441.99
78 SHARES OF ABIOMED INC	12/19/13	10/07/13	2,104.72	1,533.65	571.07
531 SHARES OF ABIOMED INC	12/20/13	10/07/13	14,080.75	10,440.63	3,640.12

**** TOTAL SHORT TERM CAPITAL GAIN (LOSS)**

1,060,907.99 844,555.56 216,352.43

**** LONG TERM CAPITAL GAIN (LOSS)**

10 SHARES OF BRAVO BRIO RESTAURANT GROUP	01/08/13	09/30/11	138.65	169.68	-31.03
43 SHARES OF BRAVO BRIO RESTAURANT GROUP	01/08/13	12/07/11	596.20	711.20	-115.00
133 SHARES OF BRAVO BRIO RESTAURANT GROUP	01/09/13	12/07/11	1,815.49	2,199.77	-384.28
4 SHARES OF PAREXEL INTERNATIONAL CORP	01/09/13	05/03/11	130.91	88.71	42.20
372 SHARES OF PAREXEL INTERNATIONAL CORP	01/09/13	12/01/11	12,174.58	7,384.01	4,790.57
55 SHARES OF K12 INC	01/14/13	11/30/11	1,101.88	1,369.47	-267.59
26 SHARES OF UNITED RENTALS INC	01/16/13	03/24/11	1,247.34	817.91	429.43
404 SHARES OF FINANCIAL ENGINES INC	01/22/13	12/01/10	12,307.01	6,875.39	5,431.62
803 SHARES OF BRAVO BRIO RESTAURANT GROUP	01/28/13	12/07/11	11,380.26	13,281.32	-1,901.06
851 SHARES OF BRAVO BRIO RESTAURANT GROUP	02/01/13	12/07/11	12,667.18	14,075.23	-1,408.05
130 SHARES OF K12 INC	02/19/13	11/30/11	2,893.14	3,236.94	-343.80
619 SHARES OF K12 INC	02/19/13	02/15/12	13,775.77	13,675.22	100.55
550 SHARES OF FIRST INTERSTATE BANCYSYS/MT	03/01/13	10/11/10	9,885.14	6,774.63	3,110.51
237 SHARES OF ZEP INC	03/06/13	09/27/10	3,585.98	4,202.12	-616.14
285 SHARES OF ROSETTA RESOURCES INC	03/06/13	06/29/10	13,862.39	5,756.31	8,106.08
1027 SHARES OF REALD INC	03/06/13	01/19/12	12,247.00	8,802.32	3,444.68
123 SHARES OF ZEP INC	03/07/13	09/27/10	1,865.39	2,180.85	-315.46
32 SHARES OF ZEP INC	03/07/13	11/30/10	485.30	585.83	-100.53
310 SHARES OF SOURCEFIRE INC	03/07/13	01/27/11	17,324.70	7,449.09	9,875.61
270 SHARES OF ZEP INC	03/08/13	11/30/10	4,145.24	4,942.97	-797.73
62 SHARES OF ZEP INC	03/11/13	11/30/10	942.92	1,135.05	-192.13
130 SHARES OF MASIMO CORP W 1 RT P/S EXP 11/08/2017	03/12/13	01/06/11	2,644.00	3,758.74	-1,114.74
680 SHARES OF MASIMO CORP W 1 RT P/S EXP 11/08/2017	03/12/13	01/26/11	13,830.13	19,443.98	-5,613.85
4 SHARES OF MASIMO CORP W 1 RT P/S EXP 11/08/2017	03/12/13	10/27/11	81.35	80.56	0.79
824 SHARES OF DEXCOM INC	03/12/13	11/14/11	13,588.60	5,813.04	7,775.56
428 SHARES OF MASIMO CORP W 1 RT P/S EXP 11/08/2017	03/13/13	10/27/11	8,578.25	8,620.08	-41.83
268 SHARES OF MASIMO CORP W 1 RT P/S EXP 11/08/2017	03/15/13	10/27/11	5,359.58	5,397.62	-38.04

410 SHARES OF MASIMO CORP W 1 RT P/S EXP 11/08/2017	03/15/13	01/11/12	8,199.36	7,760 11	439 25
146 SHARES OF INTERACTIVE INTELLIGENCE GROUP	03/18/13	12/16/11	6,383 80	3,464.44	2,919.36
80 SHARES OF INTERACTIVE INTELLIGENCE GROUP	03/19/13	12/16/11	3,476 77	1,898.32	1,578.45
49 SHARES OF SOURCEFIRE INC	04/08/13	01/27/11	2,693 04	1,177.44	1,515.60
104 SHARES OF CARBO CERAMICS INC	04/08/13	01/27/12	9,308.24	10,678 80	-1,370 56
70 SHARES OF CARBO CERAMICS INC	04/08/13	02/09/12	6,265 16	6,388.20	-123.04
685 SHARES OF DEXCOM INC	04/10/13	11/14/11	11,184.76	4,832 44	6,352 32
1260 SHARES OF VOLCANO CORP	04/17/13	11/10/11	25,497.41	29,403 59	-3,906.18
410 SHARES OF VOLCANO CORP	04/17/13	01/10/12	8,296 78	9,082.73	-785 95
545 SHARES OF REACHLOCAL INC	04/23/13	01/05/12	8,772 83	3,520.75	5,252.08
161 SHARES OF K12 INC	04/24/13	02/15/12	3,952.06	3,556.88	395 18
437 SHARES OF K12 INC	04/24/13	02/29/12	10,727 02	9,702 13	1,024 89
191 SHARES OF FIRST INTERSTATE BANCYS/MT	04/25/13	10/11/10	3,655 77	2,352 65	1,303.12
438 SHARES OF FIRST INTERSTATE BANCYS/MT	04/25/13	01/26/11	8,383 40	6,072 93	2,310 47
90 SHARES OF LOGMEIN INC	04/26/13	03/23/12	1,949 99	3,103 34	-1,153 35
96 SHARES OF ZEP INC	05/07/13	11/30/10	1,451 49	1,757 50	-306.01
518 SHARES OF ZEP INC	05/07/13	01/05/11	7,831 98	9,884 83	-2,052 85
185 SHARES OF ULTIMATE SOFTWARE GROUP INC	05/21/13	07/29/10	21,199 69	6,117.03	15,082.66
90 SHARES OF FINANCIAL ENGINES INC	05/24/13	12/01/10	3,815.93	1,531 64	2,284 29
20 SHARES OF CARBO CERAMICS INC	05/24/13	02/09/12	1,389 37	1,825 20	-435 83
185 SHARES OF DEXCOM INC	05/24/13	11/14/11	3,733 23	1,305 11	2,428 12
180 SHARES OF FIRST INTERSTATE BANCYS/MT	05/24/13	01/26/11	3,713.33	2,495 73	1,217 60
200 SHARES OF ZEP INC	05/24/13	01/05/11	3,244 16	3,816.54	-572.38
75 SHARES OF WINTRUST FINANCIAL CORP	05/24/13	04/18/12	2,810.95	2,528 72	282 23
125 SHARES OF FRESH MARKET INC/THE	05/24/13	06/02/11	5,753.64	4,218 66	1,534 98
55 SHARES OF TECHNE CORP	05/24/13	04/10/12	3,652 48	3,728.34	-75.86
100 SHARES OF SILICON LABORATORIES INC	05/24/13	03/20/12	4,234.92	4,241 85	-6 93
115 SHARES OF COMSCORE INC	05/24/13	11/14/11	2,252 61	2,230.01	22.60
25 SHARES OF ROSETTA RESOURCES INC	05/24/13	06/29/10	1,189.72	504.94	684 78
270 SHARES OF REACHLOCAL INC	05/24/13	01/05/12	3,907 34	1,744.23	2,163.11
3 SHARES OF REALD INC	05/24/13	01/19/12	45 18	25.71	19.47
35 SHARES OF PAREXEL INTERNATIONAL CORP	05/24/13	12/01/11	1,609.97	694 73	915 24
85 SHARES OF INSULET CORP 1 RT PER SH EXP 11/18/18	05/24/13	09/30/11	2,514 25	1,332 02	1,182 23
110 SHARES OF K12 INC	05/24/13	02/29/12	3,262.54	2,442 19	820.35
160 SHARES OF GRAND CANYON EDUCATION INC	05/24/13	03/20/12	5,281 50	2,819.76	2,461.74
90 SHARES OF INTERACTIVE INTELLIGENCE GROUP	05/24/13	12/16/11	4,356.90	2,135 61	2,221.29
90 SHARES OF HEXCEL CORP	05/24/13	12/14/10	3,071.64	1,586.56	1,485.08
85 SHARES OF HUB GROUP INC CL A	05/24/13	07/15/09	3,183 19	1,586 04	1,597.15
50 SHARES OF GRACO INC	05/24/13	01/26/12	3,026.44	2,189.06	837.38
85 SHARES OF GRACO INC	06/06/13	01/26/12	5,360 50	3,721 39	1,639 11
170 SHARES OF GRACO INC	06/06/13	02/09/12	10,720 99	8,238.97	2,482.02
533 SHARES OF PAREXEL INTERNATIONAL CORP	06/12/13	12/01/11	24,747 23	10,579 77	14,167.46
410 SHARES OF ROSETTA RESOURCES INC	06/13/13	06/29/10	18,636.72	8,281.00	10,355.72
506 SHARES OF COMSCORE INC	07/09/13	11/14/11	12,727 64	9,812 03	2,915 61
165 SHARES OF FRESH MARKET INC/THE	07/23/13	06/02/11	8,898 69	5,568 64	3,330.05
430 SHARES OF GRACO INC	07/25/13	02/09/12	29,590.11	20,839.75	8,750.36
154 SHARES OF INTERACTIVE INTELLIGENCE GROUP	08/07/13	12/16/11	10,068.94	3,654 27	6,414 67
521 SHARES OF DEXCOM INC	08/08/13	11/14/11	14,061.54	3,675 48	10,386.06
269 SHARES OF HEXCEL CORP	08/09/13	12/14/10	9,809 39	4,742 07	5,067.32
235 SHARES OF BRAVO BRIO RESTAURANT GROUP	08/12/13	08/01/12	3,771.33	3,659.38	111.95
40 SHARES OF CARBO CERAMICS INC	08/12/13	02/09/12	3,397.54	3,650 40	-252 86
130 SHARES OF COMSCORE INC	08/12/13	11/14/11	3,724.43	2,520.88	1,203.55
80 SHARES OF CHUY'S HOLDINGS INC	08/12/13	07/24/12	3,023.14	1,040.00	1,983 14
185 SHARES OF DEXCOM INC	08/12/13	11/14/11	4,963.46	1,305.11	3,658 35
80 SHARES OF FINANCIAL ENGINES INC	08/12/13	12/01/10	4,207 12	1,361.46	2,845.66
235 SHARES OF FIRST INTERSTATE BANCYS/MT	08/12/13	01/26/11	5,527.10	3,258 31	2,268 79
205 SHARES OF GRAND CANYON EDUCATION INC	08/12/13	03/20/12	7,154 87	3,612 81	3,542.06
130 SHARES OF HUB GROUP INC CL A	08/12/13	07/15/09	5,015 31	2,425.71	2,589.60
95 SHARES OF INSULET CORP 1 RT PER SH EXP 11/18/18	08/12/13	09/30/11	3,231 84	1,488 72	1,743.12
75 SHARES OF INTERACTIVE INTELLIGENCE GROUP	08/12/13	12/16/11	4,658 91	1,779.67	2,879.24
85 SHARES OF HEXCEL CORP	08/12/13	12/14/10	3,125.39	1,498 42	1,626.97
200 SHARES OF K12 INC	08/12/13	02/29/12	6,321 88	4,440 34	1,881.54

215 SHARES OF LOGMEIN INC	08/12/13	07/31/12	6,460.95	4,415.78	2,045.17
275 SHARES OF REACHLOCAL INC	08/12/13	01/05/12	3,485.68	1,776.53	1,709.15
26 SHARES OF SILICON LABORATORIES INC	08/12/13	03/20/12	1,044.02	1,102.88	-58.86
159 SHARES OF SILICON LABORATORIES INC	08/12/13	04/05/12	6,384.60	6,599.26	-214.66
391 SHARES OF SERVICESOURCE INTL	08/12/13	08/09/12	4,660.63	3,163.86	1,496.77
75 SHARES OF TECHNE CORP	08/12/13	04/10/12	5,880.19	5,084.10	796.09
90 SHARES OF WINTRUST FINANCIAL CORP	08/12/13	04/18/12	3,686.33	3,034.46	651.87
207 SHARES OF ZEP INC	08/12/13	01/05/11	2,795.18	3,950.12	-1,154.94
78 SHARES OF ZEP INC	08/12/13	01/26/11	1,053.25	1,422.60	-369.35
257 SHARES OF BRAVO BRIO RESTAURANT GROUP	09/25/13	08/01/12	3,815.07	4,001.95	-186.88
715 SHARES OF BRAVO BRIO RESTAURANT GROUP	09/25/13	09/14/12	10,613.92	11,604.45	-990.53
526 SHARES OF BRAVO BRIO RESTAURANT GROUP	09/25/13	09/19/12	7,808.28	8,089.88	-281.60
405 SHARES OF DEXCOM INC	10/07/13	11/14/11	11,320.24	2,857.14	8,463.10
40 SHARES OF GRAND CANYON EDUCATION INC	10/07/13	03/20/12	1,594.32	704.94	889.38
108 SHARES OF GRAND CANYON EDUCATION INC	10/07/13	04/05/12	4,304.66	1,854.73	2,449.93
143 SHARES OF GRAND CANYON EDUCATION INC	10/08/13	04/05/12	5,658.47	2,455.80	3,202.67
622 SHARES OF ZEP INC	10/10/13	01/26/11	10,538.23	11,344.32	-806.09
58 SHARES OF ZEP INC	10/10/13	04/12/11	982.66	1,009.55	-26.89
509 SHARES OF COMSCORE INC	10/10/13	11/14/11	14,417.93	9,870.20	4,547.73
156 SHARES OF COMSCORE INC	10/10/13	04/17/12	4,418.86	3,144.02	1,274.84
324 SHARES OF GRAND CANYON EDUCATION INC	10/10/13	04/05/12	12,918.88	5,564.18	7,354.70
604 SHARES OF COMSCORE INC	10/11/13	04/17/12	17,372.12	12,173.02	5,199.10
236 SHARES OF FINANCIAL ENGINES INC	10/17/13	12/01/10	12,890.85	4,016.32	8,874.53
25 SHARES OF FINANCIAL ENGINES INC	10/17/13	07/25/12	1,365.56	485.26	880.30
348 SHARES OF HEXCEL CORP	10/22/13	12/14/10	14,103.36	6,134.72	7,968.64
1020 SHARES OF INSULET CORP 1 RT PER SH EXP 11/18/18	10/24/13	09/30/11	38,693.43	15,984.18	22,709.25
657 SHARES OF REACHLOCAL INC	10/24/13	01/05/12	8,554.12	4,244.28	4,309.84
148 SHARES OF REACHLOCAL INC	10/25/13	01/05/12	1,921.67	956.09	965.58
276 SHARES OF FIRST INTERSTATE BANCYSYS/MT	10/28/13	01/26/11	6,981.54	3,826.78	3,154.76
256 SHARES OF REACHLOCAL INC	10/28/13	01/05/12	3,242.74	1,653.79	1,588.95
176 SHARES OF REACHLOCAL INC	10/29/13	01/05/12	2,213.60	1,136.98	1,076.62
150 SHARES OF FIRST INTERSTATE BANCYSYS/MT	10/29/13	01/26/11	3,812.06	2,079.77	1,732.29
156 SHARES OF INTERACTIVE INTELLIGENCE GROUP	10/30/13	02/02/12	9,816.10	4,046.13	5,769.97
21 SHARES OF REACHLOCAL INC	10/30/13	01/05/12	261.18	135.66	125.52
126 SHARES OF REACHLOCAL INC	10/30/13	01/10/12	1,567.06	853.89	713.17
222 SHARES OF REACHLOCAL INC	10/31/13	01/10/12	2,701.14	1,504.47	1,196.67
640 SHARES OF REACHLOCAL INC	11/01/13	01/10/12	7,685.44	4,337.22	3,348.22
239 SHARES OF REACHLOCAL INC	11/04/13	01/10/12	2,864.29	1,619.68	1,244.61
353 SHARES OF K12 INC	11/15/13	02/29/12	7,396.38	7,837.19	-440.81
633 SHARES OF K12 INC	11/15/13	03/13/12	13,263.21	13,915.06	-651.85
339 SHARES OF ZEP INC	11/15/13	04/12/11	6,398.82	5,900.64	498.18
33 SHARES OF ZEP INC	11/15/13	04/19/11	622.89	595.57	27.32
265 SHARES OF LOGMEIN INC	11/19/13	07/31/12	8,514.30	5,442.70	3,071.60
126 SHARES OF WINTRUST FINANCIAL CORP	11/19/13	04/18/12	5,530.04	4,248.24	1,281.80
111 SHARES OF FINANCIAL ENGINES INC	11/19/13	07/25/12	6,724.04	2,154.57	4,569.47
257 SHARES OF ZEP INC	11/19/13	04/19/11	4,842.23	4,638.26	203.97
197 SHARES OF GRAND CANYON EDUCATION INC	11/19/13	04/05/12	8,951.56	3,383.16	5,568.40
553 SHARES OF HMS HOLDINGS CORP	11/19/13	11/02/12	12,393.51	12,003.47	390.04
243 SHARES OF DEXCOM INC	11/19/13	11/14/11	7,841.03	1,714.29	6,126.74
74 SHARES OF INTERACTIVE INTELLIGENCE GROUP	11/19/13	02/02/12	4,811.99	1,919.32	2,892.67
10 SHARES OF TECHNE CORP	11/19/13	04/10/12	881.58	677.88	203.70
107 SHARES OF TECHNE CORP	11/19/13	04/23/12	9,432.96	6,964.32	2,468.64
68 SHARES OF CARBO CERAMICS INC	11/19/13	02/09/12	8,155.77	6,205.68	1,950.09
270 SHARES OF H&E EQUIPMENT SERVICES INC	11/19/13	11/02/12	7,889.13	4,191.27	3,697.86
156 SHARES OF FIRST INTERSTATE BANCYSYS/MT	11/19/13	01/26/11	4,077.77	2,162.96	1,914.81
122 SHARES OF FIRST INTERSTATE BANCYSYS/MT	11/19/13	09/30/11	3,189.02	1,341.46	1,847.56
166 SHARES OF APPLIED INDUSTRIAL TECH INC W/1 RT/SH	11/19/13	11/02/12	7,875.23	6,754.51	1,120.72
187 SHARES OF SIMPSON MANUFACTURING CO INC	11/19/13	08/22/12	6,691.69	5,026.09	1,665.60
9 SHARES OF SIMPSON MANUFACTURING CO INC	11/19/13	08/27/12	322.06	236.27	85.79
140 SHARES OF HUB GROUP INC CL A	11/19/13	07/15/09	5,205.10	2,612.30	2,592.80
122 SHARES OF CHUY'S HOLDINGS INC	11/19/13	07/24/12	4,351.66	1,586.00	2,765.66
148 SHARES OF INFOBLOX INC	11/19/13	11/02/12	6,056.05	2,398.80	3,657.25

218 SHARES OF K12 INC	11/19/13	03/13/12	4,618 15	4,792.23	-174 08
316 SHARES OF SILICON LABORATORIES INC	11/19/13	04/05/12	12,299.38	13,115.52	-816.14
104 SHARES OF LOGMEIN INC	11/27/13	07/31/12	3,485.65	2,136 00	1,349.65
162 SHARES OF LOGMEIN INC	11/27/13	08/21/12	5,429 58	3,184 71	2,244 87
88 SHARES OF CARBO CERAMICS INC	12/02/13	02/09/12	10,872.48	8,030.88	2,841 60
131 SHARES OF FINANCIAL ENGINES INC	12/02/13	07/25/12	8,864 14	2,542 78	6,321.36
11 SHARES OF HUB GROUP INC CL A	12/06/13	07/15/09	420.72	205.25	215 47
442 SHARES OF HUB GROUP INC CL A	12/06/13	01/27/12	16,905 27	15,080.67	1,824 60
25 SHARES OF SILICON LABORATORIES INC	12/17/13	04/05/12	1,053 79	1,037 62	16 17
435 SHARES OF SILICON LABORATORIES INC	12/17/13	04/25/12	18,335 88	15,252.88	3,083.00
272 SHARES OF LOGMEIN INC	12/20/13	08/21/12	8,920.19	5,347 17	3,573.02
** TOTAL LONG TERM CAPITAL GAIN (LOSS)			1,099,189.15	758,594.09	340,595.06
TOTAL			2,160,097.14	1,603,149.65	556,947.49

HUNTINGTON NATIONAL BANK
41 SOUTH HIGH STREET
COLUMBUS, OH 43216

Huntington Wealth Advisors

DECEMBER 01, 2013 TO DECEMBER 31,

2013 ACCOUNT NAME: MORGAN FAM MF

ACCOUNT NUMBER:




MORGAN FAMILY FOUNDATION
130 GLEN STREET, UNIT 6
P.O. BOX 561
YELLOW SPRINGS, OH 45387

ACCOUNT NAME	MORGAN FAMILY FOUNDATION MUTUAL FUND ACCOUNT
RELATIONSHIP MANAGER	GARY WETTERICH 614-331-9769 GARY.WETTERICH@HUNTINGTON.COM
INVESTMENT OFFICER	

ACCOUNT SUMMARY

	THIS PERIOD	YEAR TO DATE
BEGINNING MARKET VALUE	34,005,284.05	29,961,921.06
INTEREST/DIVIDENDS	317,516.34	651,210.86
OTHER CASH RECEIPTS	0.00	2,410,664.01
DISBURSEMENTS AND FEES	720.44	3,364,884.98
RECEIPTS/DISTRIBUTIONS IN KIND	0.00	12,011.00
REALIZED GAIN/LOSS	176,602.04	806,713.37
CHANGE IN MARKET VALUE	82,237.45	4,127,306.12
ENDING MARKET VALUE	34,580,919.44	34,580,919.44

ASSET ALLOCATION SUMMARY



	MARKET VALUE	PERCENT
CASH AND EQUIVALENTS	24,851.10	0.1%
MUTUAL FUNDS-EQUITIES	31,652,288.45	91.5%
MUTUAL FUNDS-FIXED TAXABLE	2,903,779.89	8.4%
Total	34,580,919.44	100.0%

DECEMBER 01, 2013 TO DECEMBER 31,

2013 ACCOUNT NAME: MORGAN FAM MF

ACCOUNT NUMBER:

PORTFOLIO DETAIL

QUANTITY	DESCRIPTION	MARKET VALUE	YIELD TO MKT	COST BASIS
CASH AND EQUIVALENTS				
24,851 100	316175504 FIDELITY INSTITUTIONAL TREASURY MONEY MARKET FUND - CLASS I	24,851 10	0 01	24,851 10
TOTAL	CASH AND EQUIVALENTS	24,851 10	0 01	24,851 10
MUTUAL FUNDS-EQUITIES MISCELLANEOUS				
73,828 448	233203629 DFA INTERNATIONAL SMALL COMPANY PORTFOLIO	1,418,244 49	2 44	1,055,499 88
70,825 637	411511306 HARBOR INTERNATIONAL FUND	5,029,328 48	2 11	4,108,832 11
61,162 315	411511504 HARBOR CAPITAL APPRECIATION FUND - INSTITUTIONAL	3,467,291 64	0 08	2,439,625 64
60,105 390	683974505 OPPENHEIMER DEVELOPING MARKETS FUND - CLASS Y	2,257,558 45	0 43	1,867,357 54
194,001 295	722005626 PIMCO ALL ASSET FUND - INSTITUTIONAL	2,343,535 64	4 90	2,447,970 98
221,412 669	722005667 PIMCO COMMODITY REAL RETURN STRATEGY FUND - INSTITUTIONAL CLASS	1,215,555 55	1 51	2,715,134 38
74,180 767	744336504 PRUDENTIAL GLOBAL REAL ESTATE FUND - CLASS Z	1,633,460 49	0 70	1,574,006 58
370,533 262	89154X435 TOUCHSTONE VALUE FUND - INST	3,353,326 02	1 89	2,451,883 12
53,492 629	922040100 VANGUARD INSTITUTIONAL INDEX FUND - INSTITUTIONAL SHARES	9,055,232 24	1 85	6,717,961 80
168,196 549	94987W737 WELLS FARGO ADVANTAGE ABSOLUTE RETURN FUND - INS	1,878,755 45	1 73	1,832,420 47
TOTAL	MISCELLANEOUS	31,652,288 45	1 77	27,210,692 50
TOTAL	MUTUAL FUNDS-EQUITIES	31,652,288 45	1 77	27,210,692 50
MUTUAL FUNDS-FIXED TAXABLE				
81,449 867	74439V800 PRUDENTIAL FLOATING RATE INCOME FUND CLASS Z	828,345 15	3 82	825,634 95
197,848 879	921937850 VANGUARD SHORT-TERM BOND INDEX FUND - SIGNAL SHARES	2,075,434 74	1 23	2,101,121 05
TOTAL	MUTUAL FUNDS-FIXED TAXABLE	2,903,779 89	1 97	2,926,756 00

DECEMBER 01, 2013 TO DECEMBER 31,

2013 ACCOUNT NAME: MORGAN FAM MF

ACCOUNT NUMBER:

PORTFOLIO DETAIL (CONTINUED)

QUANTITY	DESCRIPTION	MARKET VALUE	YIELD TO MKT	COST BASIS
GRAND TOTAL ASSETS		34,580,919.44	1.79	30,162,299.60

TRANSACTION DETAIL

DATE	QUANTITY	DESCRIPTION	TRANSACTION TYPE	CASH	COST BASIS
12/01/13		BEGINNING BALANCE		0 00	29,668,901 66
12/02/13		316175504 DIVIDEND ON FIDELITY INSTITUTIONAL TREASURY MONEY MARKET FUND - CLASS I PAYABLE 12/01/2013 EFFECTIVE 12/01/2013	DIVIDEND	3 42	
12/02/13		74439V800 DIVIDEND ON PRUDENTIAL FLOATING RATE INCOME FUND CLASS Z PAYABLE 12/01/2013 EFFECTIVE 12/01/2013	DIVIDEND	2,863 53	
12/02/13	281 290	74439V800 PURCHASED 281 29 SHS PRUDENTIAL FLOATING RATE INCOME FUND CLASS Z ON 12/01/2013 AT 10 18 FOR REINVESTMENT	BUY	2,863 53-	2,863 53
12/02/13		921937850 DIVIDEND ON VANGUARD SHORT-TERM BOND INDEX FUND - SIGNAL SHARES PAYABLE 12/01/2013 EFFECTIVE 12/01/2013	DIVIDEND	1,942 90	
12/02/13	183 987	921937850 PURCHASED 183 987 SHS VANGUARD SHORT-TERM BOND INDEX FUND - SIGNAL SHARES ON 12/01/2013 AT 10 56 FOR REINVESTMENT	BUY	1,942 90-	1,942 90
12/09/13		683974505 LONG TERM CAPITAL GAINS DIVIDEND ON 59,554 793 SHS OPPENHEIMER DEVELOPING MARKETS FUND - CLASS Y AT 17922 PER SHARE PAYABLE 12/09/2013 EX DATE 12/06/2013	DIVIDEND	10,673 41	
12/09/13	287 926	683974505 PURCHASED 287 926 SHS OPPENHEIMER DEVELOPING MARKETS FUND - CLASS Y ON 12/09/2013 AT 37 07 FOR REINVESTMENT	BUY	10,673 41-	10,673 41
12/09/13		683974505 DIVIDEND ON 59,554 793 SHS OPPENHEIMER DEVELOPING MARKETS FUND - CLASS Y AT 1635 PER SHARE PAYABLE 12/09/2013 EX DATE 12/06/2013	DIVIDEND	9,737 21	

DECEMBER 01, 2013 TO DECEMBER 31,

2013 ACCOUNT NAME: MORGAN FAM MF

ACCOUNT NUMBER:

TRANSACTION DETAIL (CONTINUED)

DATE	QUANTITY	DESCRIPTION	TRANSACTION TYPE	CASH	COST BASIS
12/09/13	262 671	683974505 PURCHASED 262 671 SHS OPPENHEIMER DEVELOPING MARKETS FUND - CLASS Y ON 12/09/2013 AT 37 07 FOR REINVESTMENT	BUY	9,737 21-	9,737 21
12/10/13		94987W737 SHORT TERM CAPITAL GAINS DIVIDEND ON 165,289 256 SHS WELLS FARGO ADVANTAGE ABSOLUTE RETURN FUND - INS AT 00002 PER SHARE PAYABLE 12/10/2013 EX DATE 12/09/2013	DIVIDEND	3 30	
12/10/13	0 294	94987W737 PURCHASED 294 SHS WELLS FARGO ADVANTAGE ABSOLUTE RETURN FUND - INS ON 12/10/2013 AT 11 24 FOR REINVESTMENT	BUY	3 30-	3 30
12/10/13		94987W737 LONG TERM CAPITAL GAINS DIVIDEND ON 165,289 256 SHS WELLS FARGO ADVANTAGE ABSOLUTE RETURN FUND - INS AT 00312 PER SHARE PAYABLE 12/10/2013 EX DATE 12/09/2013	DIVIDEND	515 70	
12/10/13	45 881	94987W737 PURCHASED 45 881 SHS WELLS FARGO ADVANTAGE ABSOLUTE RETURN FUND - INS ON 12/10/2013 AT 11 24 FOR REINVESTMENT	BUY	515 70-	515 70
12/12/13		722005667 SHORT TERM CAPITAL GAINS DIVIDEND ON 217,854 38 SHS PIMCO COMMODITY REAL RETURN STRATEGY FUND - INSTITUTIONAL CLASS AT 09114 PER SHARE PAYABLE 12/11/2013 EX DATE 12/11/2013 EFFECTIVE 12/11/2013	DIVIDEND	19,855 25	
12/12/13	3,558 289	722005667 PURCHASED 3,558 289 SHS PIMCO COMMODITY REAL RETURN STRATEGY FUND - INSTITUTIONAL CLASS ON 12/11/2013 AT 5 58 FOR REINVESTMENT	BUY	19,855 25-	19,855 25
12/13/13		233203629 LONG TERM CAPITAL GAINS DIVIDEND ON 70,836 708 SHS DFA INTERNATIONAL SMALL COMPANY PORTFOLIO AT 479 PER SHARE PAYABLE 12/13/2013 EX DATE 12/12/2013	DIVIDEND	33,930 78	
12/13/13	1,849 089	233203629 PURCHASED 1,849 089 SHS DFA INTERNATIONAL SMALL COMPANY PORTFOLIO ON 12/13/2013 AT 18 35 FOR REINVESTMENT	BUY	33,930 78-	33,930 78

DECEMBER 01, 2013 TO DECEMBER 31,

2013 ACCOUNT NAME: MORGAN FAM MF

ACCOUNT NUMBER:

TRANSACTION DETAIL (CONTINUED)

DATE	QUANTITY	DESCRIPTION	TRANSACTION TYPE	CASH	COST BASIS
12/13/13		233203629 SHORT TERM CAPITAL GAINS DIVIDEND ON 70,836 708 SHS DFA INTERNATIONAL SMALL COMPANY PORTFOLIO AT 063 PER SHARE PAYABLE 12/13/2013 EX DATE 12/12/2013	DIVIDEND	4,462 71	
12/13/13	243 199	233203629 PURCHASED 243 199 SHS DFA INTERNATIONAL SMALL COMPANY PORTFOLIO ON 12/13/2013 AT 18 35 FOR REINVESTMENT	BUY	4,462 71-	4,462 71
12/13/13		233203629 DIVIDEND ON 70,836 708 SHS DFA INTERNATIONAL SMALL COMPANY PORTFOLIO AT 233 PER SHARE PAYABLE 12/13/2013 EX DATE 12/12/2013	DIVIDEND	16,504 95	
12/13/13	899 452	233203629 PURCHASED 899 452 SHS DFA INTERNATIONAL SMALL COMPANY PORTFOLIO ON 12/13/2013 AT 18 35 FOR REINVESTMENT	BUY	16,504 95-	16,504 95
12/18/13		411511504 LONG TERM CAPITAL GAINS DIVIDEND ON 59,236 441 SHS HARBOR CAPITAL APPRECIATION FUND - INSTITUTIONAL AT 1 72906 PER SHARE PAYABLE 12/17/2013 EX DATE 12/17/2013 EFFECTIVE 12/17/2013	DIVIDEND	102,423 36	
12/18/13	1,876 917	411511504 PURCHASED 1,876 917 SHS HARBOR CAPITAL APPRECIATION FUND - INSTITUTIONAL ON 12/17/2013 AT 54 57 FOR REINVESTMENT	BUY	102,423 36-	102,423 36
12/18/13		411511504 DIVIDEND ON 59,236 441 SHS HARBOR CAPITAL APPRECIATION FUND - INSTITUTIONAL AT 0451 PER SHARE PAYABLE 12/17/2013 EX DATE 12/17/2013 EFFECTIVE 12/17/2013	DIVIDEND	2,671 56	
12/18/13	48 957	411511504 PURCHASED 48 957 SHS HARBOR CAPITAL APPRECIATION FUND - INSTITUTIONAL ON 12/17/2013 AT 54 57 FOR REINVESTMENT	BUY	2,671 56-	2,671 56
12/18/13		411511306 DIVIDEND ON 69,293 354 SHS HARBOR INTERNATIONAL FUND AT 1 49528 PER SHARE PAYABLE 12/17/2013 EX DATE 12/17/2013 EFFECTIVE 12/17/2013	DIVIDEND	103,612 97	

DECEMBER 01, 2013 TO DECEMBER 31,

2013 ACCOUNT NAME: MORGAN FAMMF

ACCOUNT NUMBER:

TRANSACTION DETAIL (CONTINUED)

DATE	QUANTITY	DESCRIPTION	TRANSACTION TYPE	CASH	COST BASIS
12/18/13	1,532 283	411511306 PURCHASED 1,532 283 SHS HARBOR INTERNATIONAL FUND ON 12/17/2013 AT 67 62 FOR REINVESTMENT	BUY	103,612 97-	103,612 97
12/23/13		744336504 DIVIDEND ON 73,621 447 SHS PRUDENTIAL GLOBAL REAL ESTATE FUND - CLASS Z AT 16524 PER SHARE PAYABLE 12/20/2013 EX DATE 12/20/2013 EFFECTIVE 12/20/2013	DIVIDEND	12,165 21	
12/23/13	559 320	744336504 PURCHASED 559 32 SHS PRUDENTIAL GLOBAL REAL ESTATE FUND - CLASS Z ON 12/20/2013 AT 21 75 FOR REINVESTMENT	BUY	12,165 21-	12,165 21
12/24/13		921937850 LONG TERM CAPITAL GAINS DIVIDEND ON 197,397 256 SHS VANGUARD SHORT-TERM BOND INDEX FUND - SIGNAL SHARES AT 024 PER SHARE PAYABLE 12/24/2013 EX DATE 12/23/2013	DIVIDEND	4,737 53	
12/24/13	451 623	921937850 PURCHASED 451 623 SHS VANGUARD SHORT-TERM BOND INDEX FUND - SIGNAL SHARES ON 12/24/2013 AT 10 49 FOR REINVESTMENT	BUY	4,737 53-	4,737 53
12/27/13		922040100 DIVIDEND ON 53,211 175 SHS VANGUARD INSTITUTIONAL INDEX FUND - INSTITUTIONAL SHARES AT 892 PER SHARE PAYABLE 12/27/2013 EX DATE 12/26/2013	DIVIDEND	47,464 37	
12/27/13	281 454	922040100 PURCHASED 281 454 SHS VANGUARD INSTITUTIONAL INDEX FUND - INSTITUTIONAL SHARES ON 12/27/2013 AT 168 64 FOR REINVESTMENT	BUY	47,464 37-	47,464 37
12/30/13		89154X435 DIVIDEND ON 366,972 73 SHS TOUCHSTONE VALUE FUND - INST AT 087419 PER SHARE PAYABLE 12/27/2013 EX DATE 12/27/2013 EFFECTIVE 12/27/2013	DIVIDEND	32,080 39	
12/30/13	3,560 532	89154X435 PURCHASED 3,560 532 SHS TOUCHSTONE VALUE FUND - INST ON 12/27/2013 AT 9 01 FOR REINVESTMENT	BUY	32,080 39-	32,080 39

Huntington Wealth Advisors

PAGE 7

DECEMBER 01, 2013 TO DECEMBER 31, 2013

ACCOUNT NAME: MORGAN FAM MF

ACCOUNT NUMBER:

TRANSACTION DETAIL (CONTINUED)

DATE	QUANTITY	DESCRIPTION	TRANSACTION TYPE	CASH	COST BASIS
12/31/13		722005626 DIVIDEND ON 189,318 484 SHS PIMCO ALL ASSET FUND - INSTITUTIONAL AT 2988 PER SHARE PAYABLE 12/30/2013 EX DATE 12/30/2013 EFFECTIVE 12/30/2013	DIVIDEND	56,568 36	
12/31/13	4,682 811	722005626 PURCHASED 4,682 811 SHS PIMCO ALL ASSET FUND - INSTITUTIONAL ON 12/30/2013 AT 12 08 FOR REINVESTMENT	BUY	56,568 36-	56,568 36
12/31/13		94987W737 DIVIDEND ON 165,335 431 SHS WELLS FARGO ADVANTAGE ABSOLUTE RETURN FUND - INS AT 19295 PER SHARE PAYABLE 12/31/2013 EX DATE 12/30/2013	DIVIDEND	31,901 47	
12/31/13	2,861 118	94987W737 PURCHASED 2,861 118 SHS WELLS FARGO ADVANTAGE ABSOLUTE RETURN FUND - INS ON 12/31/2013 AT 11 15 FOR REINVESTMENT	BUY	31,901 47-	31,901 47
12/31/13	717 020-	316175504 NET WITHDRAWAL FIDELITY INSTITUTIONAL TREASURY MONEY MARKET FUND - CLASS I	NET CASH MGMT	717 02	717 02-
12/31/13		NET FEES FOR THE PERIOD	NET FEE DISB	720 44-	
12/31/13		ENDING BALANCE		0 00	30,162,299 60

HUNTINGTON NATIONAL BANK
41 SOUTH HIGH STREET
COLUMBUS, OH 43216

Huntington Wealth Advisors

DECEMBER 01, 2013 TO DECEMBER 31,

2013 ACCOUNT NAME: MO FAM COLL

ACCOUNT NUMBER:



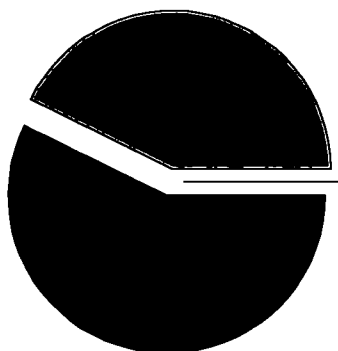
MORGAN FAMILY FOUNDATION
130 GLEN STREET, UNIT 6
P.O. BOX 561
YELLOW SPRINGS, OH 45387

ACCOUNT NAME	MORGAN FAMILY FOUNDATION COLLATERAL ACCOUNT
RELATIONSHIP MANAGER	GARY WETTERICH 614-331-9769 GARY.WETTERICH@HUNTINGTON.COM
INVESTMENT OFFICER	

ACCOUNT SUMMARY

	THIS PERIOD	YEAR TO DATE
BEGINNING MARKET VALUE	11,220,118.01	11,256,272.36
INTEREST/DIVIDENDS	68,534.49	229,411.64
OTHER CASH RECEIPTS	0.00	6,000.00
DISBURSEMENTS AND FEES	416.67	1,210,322.50
REALIZED GAIN/LOSS	38,981.91	203,372.40
CHANGE IN MARKET VALUE	19,530.76	822,953.08
ENDING MARKET VALUE	11,307,686.98	11,307,686.98

ASSET ALLOCATION SUMMARY



	MARKET VALUE	PERCENT
CASH AND EQUIVALENTS	6,652.40	0.1%
MUTUAL FUNDS-EQUITIES	4,843,515.23	42.8%
MUTUAL FUNDS-FIXED TAXABLE	6,457,519.35	57.1%
Total	11,307,686.98	100.0%

DECEMBER 01, 2013 TO DECEMBER 31,

2013 ACCOUNT NAME: MORGANFAM

COLL ACCOUNT NUMBER:

PORTFOLIO DETAIL

QUANTITY	DESCRIPTION	MARKET VALUE	YIELD TO MKT	COST BASIS
CASH AND EQUIVALENTS				
6,652 400	316175504 FIDELITY INSTITUTIONAL TREASURY MONEY MARKET FUND - CLASS I	6,652 40	0 01	6,652 40
TOTAL	CASH AND EQUIVALENTS	6,652 40	0 01	6,652 40
MUTUAL FUNDS-EQUITIES MISCELLANEOUS				
112,692 304	922908447 VANGUARD MID-CAP INDEX FUND - SIGNAL SHARES	4,843,515 23	1 17	3,396,522 79
TOTAL	MISCELLANEOUS	4,843,515 23	1 17	3,396,522 79
TOTAL	MUTUAL FUNDS-EQUITIES	4,843,515 23	1 17	3,396,522 79
MUTUAL FUNDS-FIXED TAXABLE				
280,391 131	4812C0381 JP MORGAN CORE BOND FUND - SELECT	3,216,086 27	2 75	3,395,153 14
303,221 055	693390700 PIMCO TOTAL RETURN FUND - INSTITUTIONAL CLASS	3,241,433 08	2 58	3,500,041 77
TOTAL	MUTUAL FUNDS-FIXED TAXABLE	6,457,519 35	2 66	6,895,194 91
GRAND TOTAL ASSETS		11,307,686.98	2.02	10,298,370.10

TRANSACTION DETAIL

DATE	QUANTITY	DESCRIPTION	TRANSACTION TYPE	CASH	COST BASIS
12/01/13		BEGINNING BALANCE		0 00	10,191,270 37
12/02/13		316175504 DIVIDEND ON FIDELITY INSTITUTIONAL TREASURY MONEY MARKET FUND - CLASS I PAYABLE 12/01/2013 EFFECTIVE 12/01/2013	DIVIDEND	0 04	
12/02/13		4812C0381 DIVIDEND ON 278,254 527 SHS JP MORGAN CORE BOND FUND - SELECT AT 026 PER SHARE PAYABLE 12/02/2013 EX DATE 11/29/2013	DIVIDEND	7,234 62	
12/02/13	621 531	4812C0381 PURCHASED 621 531 SHS JP MORGAN CORE BOND FUND - SELECT ON 12/02/2013 AT 11 64 FOR REINVESTMENT	BUY	7,234 62-	7,234 62

DECEMBER 01, 2013 TO DECEMBER 31,

2013 ACCOUNT NAME: MORGA FAM

COLL ACCOUNT NUMBER:

TRANSACTION DETAIL (CONTINUED)

DATE	QUANTITY	DESCRIPTION	TRANSACTION TYPE	CASH	COST BASIS
12/03/13		693390700 DIVIDEND ON PIMCO TOTAL RETURN FUND - INSTITUTIONAL CLASS PAYABLE 12/01/2013 EFFECTIVE 12/01/2013	DIVIDEND	6,049 70	
12/03/13	556 039	693390700 PURCHASED 556 039 SHS PIMCO TOTAL RETURN FUND - INSTITUTIONAL CLASS ON 12/01/2013 AT 10 88 FOR REINVESTMENT	BUY	6,049 70-	6,049 70
12/12/13		693390700 LONG TERM CAPITAL GAINS DIVIDEND ON 301,219 835 SHS PIMCO TOTAL RETURN FUND - INSTITUTIONAL CLASS AT 05996 PER SHARE PAYABLE 12/11/2013 EX DATE 12/11/2013 EFFECTIVE 12/11/2013	DIVIDEND	18,061 14	
12/12/13	1,680 106	693390700 PURCHASED 1,680 106 SHS PIMCO TOTAL RETURN FUND - INSTITUTIONAL CLASS ON 12/11/2013 AT 10 75 FOR REINVESTMENT	BUY	18,061 14-	18,061 14
12/12/13		693390700 SHORT TERM CAPITAL GAINS DIVIDEND ON 301,219 835 SHS PIMCO TOTAL RETURN FUND - INSTITUTIONAL CLASS AT 01146 PER SHARE PAYABLE 12/11/2013 EX DATE 12/11/2013 EFFECTIVE 12/11/2013	DIVIDEND	3,451 98	
12/12/13	321 114	693390700 PURCHASED 321 114 SHS PIMCO TOTAL RETURN FUND - INSTITUTIONAL CLASS ON 12/11/2013 AT 10 75 FOR REINVESTMENT	BUY	3,451 98-	3,451 98
12/13/13		4812C0381 SHORT TERM CAPITAL GAINS DIVIDEND ON 278,876 058 SHS JP MORGAN CORE BOND FUND - SELECT AT 00117 PER SHARE PAYABLE 12/12/2013 EX DATE 12/12/2013 EFFECTIVE 12/12/2013	DIVIDEND	326 28	
12/13/13	28 298	4812C0381 PURCHASED 28 298 SHS JP MORGAN CORE BOND FUND - SELECT ON 12/12/2013 AT 11 53 FOR REINVESTMENT	BUY	326 28-	326 28

Huntington Wealth Advisors

PAGE 4

DECEMBER 01, 2013 TO DECEMBER 31,

2013 ACCOUNT NAME: MORGAN FAM

COLL ACCOUNT NUMBER:

TRANSACTION DETAIL (CONTINUED)

DATE	QUANTITY	DESCRIPTION	TRANSACTION TYPE	CASH	COST BASIS
12/13/13		4812C0381 LONG TERM CAPITAL GAINS DIVIDEND ON 278,876 058 SHS JP MORGAN CORE BOND FUND - SELECT AT 06147 PER SHARE PAYABLE 12/12/2013 EX DATE 12/12/2013 EFFECTIVE 12/12/2013	DIVIDEND	17,142 51	
12/13/13	1,486 775	4812C0381 PURCHASED 1,486 775 SHS JP MORGAN CORE BOND FUND - SELECT ON 12/12/2013 AT 11 53 FOR REINVESTMENT	BUY	17,142 51-	17,142 51
12/24/13		922908447 DIVIDEND ON 111,391 383 SHS VANGUARD MID-CAP INDEX FUND - SIGNAL SHARES AT 496 PER SHARE PAYABLE 12/24/2013 EX DATE 12/23/2013	DIVIDEND	55,250 13	
12/24/13	1,300 921	922908447 PURCHASED 1,300 921 SHS VANGUARD MID-CAP INDEX FUND - SIGNAL SHARES ON 12/24/2013 AT 42 47 FOR REINVESTMENT	BUY	55,250 13-	55,250 13
12/31/13	416 630-	316175504 NET WITHDRAWAL FIDELITY INSTITUTIONAL TREASURY MONEY MARKET FUND - CLASS I	NET CASH MGMT	416 63	416 63-
12/31/13		NET FEES FOR THE PERIOD	NET FEE DISB	416 67-	
12/31/13		ENDING BALANCE		0.00	10,298,370.10

HUNTINGTON NATIONAL BANK
41 SOUTH HIGH STREET
COLUMBUS, OH 43216

Huntington Wealth Advisors

DECEMBER 01, 2013 TO DECEMBER 31,

2013 ACCOUNT NAME: MORGAN DENVER

ACCOUNT NUMBER:



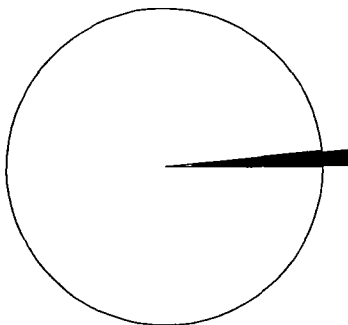
MORGAN FAMILY FOUNDATION
130 GLEN STREET, UNIT 6
P.O. BOX 561
YELLOW SPRINGS, OH 45387

ACCOUNT NAME	MORGAN FAMILY FOUNDATION DENVER INVESTMENTS
RELATIONSHIP MANAGER	GARY WETTERICH 614-331-9769 GARY.WETTERICH@HUNTINGTON.COM
INVESTMENT OFFICER	

ACCOUNT SUMMARY

	THIS PERIOD	YEAR TO DATE
BEGINNING MARKET VALUE	1,954,740.10	1,833,359.91
INTEREST/DIVIDENDS	5,243.67	41,139.10
OTHER CASH RECEIPTS	0.00	5,235.88
DISBURSEMENTS AND FEES	40.72	476,013.80
REALIZED GAIN/LOSS	12,886.18	355,950.62
CHANGE IN MARKET VALUE	30,344.25	243,501.77
ENDING MARKET VALUE	2,003,173.48	2,003,173.48

ASSET ALLOCATION SUMMARY



	MARKET VALUE	PERCENT
CASH AND EQUIVALENTS	31,043.87	1.5%
EQUITIES	1,972,129.61	98.5%
Total	2,003,173.48	100.0%

DECEMBER 01, 2013 TO DECEMBER 31,

2013 ACCOUNT NAME: MORGAN DENVER

ACCOUNT NUMBER

PORTFOLIO DETAIL

QUANTITY	DESCRIPTION	MARKET VALUE	YIELD TO MKT	COST BASIS
CASH AND EQUIVALENTS				
31,043 870	316175504 FIDELITY INSTITUTIONAL TREASURY MONEY MARKET FUND - CLASS I	31,043 87	0 01	31,043 87
TOTAL	CASH AND EQUIVALENTS	31,043 87	0 01	31,043 87
EQUITIES FINANCIALS				
789 000	025676206 AMERICAN EQUITY INVT LIFE	20,813 82	0 68	4,539 66
566 000	063904106 BANK OF THE OZARKS	32,029 94	1 48	11,973 29
1,918 000	105368203 BRANDYWINE REALTY TRUST	27,024 62	4 26	20,386 51
610 000	165240102 CHESAPEAKE LODGING TRUST	15,426 90	4 11	14,865 87
503 000	203607106 COMMUNITY BANK SYSTEM INC	19,959 04	2 82	12,145 44
1,261 000	229663109 CUBESMART	20,100 34	3 26	15,018 39
1,144 000	26613Q106 DUPONT FABROS TECHNOLOGY	28,268 24	4 05	28,190 28
2,037 000	302693106 FXCM, INC- A	36,340 08	1 35	36,210 82
1,750 000	360271100 FULTON FINANCIAL CORP	22,898 75	2 45	15,769 71
873 000	38376A103 GOVERNMENT PROPERTIES INCOME	21,694 05	6 92	22,361 00
785 000	395259104 GREENHILL & CO, INC	45,482 90	3 11	39,830 85
1,120 000	410120109 HANCOCK HOLDING CO	41,081 60	2 62	35,956 78
592 000	450828108 IBERIABANK CORP	37,207 20	2 16	30,942 91
734 000	74164M108 PRIMERICA INC	31,495 94	1 03	23,901 05
450 000	852891100 STANCORP FINANCIAL GROUP	29,812 50	1 66	17,053 85
772 000	898402102 TRUSTMARK CORP	20,720 48	3 43	15,783 85
785 000	947890109 WEBSTER FINANCIAL CORP	24,476 30	1 92	18,172 85

DECEMBER 01, 2013 TO DECEMBER 31,

2013 ACCOUNT NAME: MORGAN DENVER

ACCOUNT NUMBER:

PORTFOLIO DETAIL (CONTINUED)

QUANTITY	DESCRIPTION	MARKET VALUE	YIELD TO MKT	COST BASIS
FINANCIALS				
602 000	957090103 WESTAMERICA BANCORPORATION	33,988 92	2 69	26,387 91
787 000	97650W108 WINTRUST FINANCIAL CORP	36,296 44	0 39	28,913 29
785 000	G05384105 ASPEN INSURANCE HOLDINGS LTD	32,428 35	1 74	21,118 01
875 000	G30397106 ENDURANCE SPECIALTY HOLDINGS	51,336 25	2 18	36,043 27
965 000	G62185106 MONTPELIER RE HOLDINGS LTD	28,081 50	1 72	24,268 28
TOTAL	FINANCIALS	656,964 16	2 41	499,833 87
HEALTHCARE				
688 000	690732102 OWENS & MINOR INC	25,153 28	2 63	15,346 84
1,004 000	74835Y101 QUESTCOR PHARMACEUTICALS	54,667 80	2 20	38,547 04
1,398 000	955306105 WEST PHARMACEUTICAL SERVICES	68,585 88	0 82	29,881 11
TOTAL	HEALTHCARE	148,406 96	1 63	83,774 99
CONSUMER STAPLES				
257 000	147528103 CASEYS GENERAL STORES INC	18,054 25	1 02	14,264 44
TOTAL	CONSUMER STAPLES	18,054 25	1 02	14,264 44
CONSUMER DISCRETIONARY				
1,506 000	115736100 BROWN SHOE COMPANY INC	42,378 84	1 00	25,641 72
489 000	125137109 CEC ENTERTAINMENT INC	21,652 92	2 44	17,631 53
1,044 000	14754D100 CASH AMERICA INTL INC	39,985 20	0 37	45,343 36
682 000	149205106 CATO CORPORATION CLASS A W/ 1 RT/SH	21,687 60	0 63	16,623 51
1,250 000	317923100 THE FINISH LINE	35,212 50	0 99	19,033 39
914 000	720279108 PIER 1 IMPORTS INC	21,095 12	1 04	19,250 27
1,249 000	85254C305 STAGE STORES INC	27,752 78	2 25	23,537 32

DECEMBER 01, 2013 O DECEMBER 31,

2013 ACCOUNT NAME: MORGAN DENVER

ACCOUNT NUMBER:

PORTFOLIO DETAIL (CONTINUED)

QUANTITY	DESCRIPTION	MARKET VALUE	YIELD TO MKT	COST BASIS
CONSUMER DISCRETIONARY				
579 000	853666105 STANDARD MOTOR PRODS DTD 2/01/1993 4%	21,307 20	1 20	18,616 27
1,055 000	882681109 TEXAS ROADHOUSE INC	29,329 00	1 73	20,812 99
644 000	885160101 THOR INDS INC	35,568 12	1 67	32,619 65
TOTAL	CONSUMER DISCRETIONARY	295,969 28	1 28	239,110 01
TECHNOLOGY				
1,592 000	232806109 CYPRESS SEMICONDUCTOR CORP	16,716 00	4 19	18,651 70
1,642 000	46069S109 INTERSIL CORP	18,835 38	4 18	17,045 04
399 000	48123V102 J2 GLOBAL INC	19,953 99	2 04	16,345 57
978 000	577933104 MAXIMUS INC	43,022 22	0 41	15,782 57
940 000	653656108 NICE SYSTEMS LTD	38,502 40	1 00	34,261 33
657 000	727493108 PLANTRONICS INC	30,517 65	0 86	20,020 07
TOTAL	TECHNOLOGY	167,547 64	1 62	122,106 28
INDUSTRIALS				
300 000	000957100 ABM INDUSTRIES INC	8,577 00	2 17	8,390 61
746 000	00508X203 ACTUANT CORP CL A	27,333 44	0 11	23,310 27
820 000	067806109 BARNES GROUP INC W/1 RT/SH	31,414 20	1 15	29,699 93
1,184 000	109696104 BRINK'S CO/THE	40,421 76	1 17	33,368 85
438 000	205944101 CON-WAY INC COMMON STOCK	17,392 98	1 01	19,120 64
444 000	229669106 CUBIC CORP	23,381 04	0 46	21,834 36
541 000	231561101 CURTISS-WRIGHT CORP W/1 RT/SH	33,666 43	0 64	21,147 42
309 000	361268105 G & K SERVICES INC CL A	19,229 07	1 74	19,424 36

DECEMBER 01, 2013 TO DECEMBER 31,

2013 ACCOUNT NAME: MORGAN DENVER

ACCOUNT NUMBER

PORTFOLIO DETAIL (CONTINUED)

QUANTITY	DESCRIPTION	MARKET VALUE	YIELD TO MKT	COST BASIS
INDUSTRIALS				
324 000	891092108 TORO CO	20,606 40	1 26	9,122 19
348 000	942749102 WATTS WATER TECHNOLOGIES -A	21,530 76	0 84	20,085 49
TOTAL	INDUSTRIALS	243,553 08	0 95	205,504 12
ENERGY				
373 000	110394103 BRISTOW GROUP COMMON STOCK	27,997 38	1 33	19,280 71
1,377 000	205768203 COMSTOCK RESOURCES INC W/1 RT/SH	25,185 33	2 73	23,488 64
541 000	402629208 GULFMARK OFFSHORE INC CL A	25,497 33	2 12	19,935 46
686 000	886423102 TIDEWATER INC	40,659 22	1 69	34,367 56
566 000	903119105 UNS ENERGY CORP	33,875 10	2 91	21,181 60
1,184 000	959319104 WESTERN REFINING INC	50,213 44	2 07	36,636 97
1,210 000	G10082140 ENERGY XXI BERMUDA LTD	32,742 60	1 77	33,585 70
TOTAL	ENERGY	236,170 40	2 07	188,476 64
MATERIALS				
500 000	20451N101 COMPASS MINERALS INTL	40,025 00	2 72	37,528 16
610 000	45774N108 INNOFOS HOLDINGS INC	29,646 00	3 29	25,625 11
1,094 000	808541106 SCHWEITZER-MANDUIT INTL INC	56,308 18	2 80	38,377 10
432 000	81725T100 SENSIENT TECHNOLOGIES CORP	20,960 64	1 90	15,858 18
TOTAL	MATERIALS	146,939 82	2 75	117,388 55
UTILITIES				
682 000	283677854 EL PASO ELEC CO NEW	23,945 02	3 02	20,649 56
1,145 000	736508847 PORTLAND GENERAL ELEC CORP NEW COMMON	34,579 00	3 64	27,345 60
TOTAL	UTILITIES	58,524 02	3 39	47,995 16
TOTAL	EQUITIES	1,972,129 61	1 94	1,518,454 06
GRAND TOTAL ASSETS		2,003,173.48	1.91	1,549,497.93

DECEMBER 01, 2013 TO DECEMBER 31,

2013 ACCOUNT NAME: MORGAN DENVER

ACCOUNT NUMBER:

TRANSACTION DETAIL

DATE	QUANTITY	DESCRIPTION	TRANSACTION TYPE	CASH	COST BASIS
12/01/13		BEGINNING BALANCE		0.00	1,531,408.80
12/02/13	100.000-	203607106 SOLD 100 SHS COMMUNITY BANK SYSTEM INC ON 11/26/2013 AT 38.399 THRU BARCLAYS CAPITAL LE COMMISSIONS PAID 4.00 EXPENSES PAID 0.07	SELL	3,835.83	2,201.46-
12/02/13		81725T100 DIVIDEND ON 450 SHS SENSIENT TECHNOLOGIES CORP AT 0.23 PER SHARE PAYABLE 12/02/2013 EX DATE 11/06/2013	DIVIDEND	103.50	
12/02/13		109696104 DIVIDEND ON 1,240 SHS BRINK'S CO/THE AT 0.10 PER SHARE PAYABLE 12/02/2013 EX DATE 11/13/2013	DIVIDEND	124.00	
12/02/13		853666105 DIVIDEND ON 620 SHS STANDARD MOTOR PRODS DTD 2/01/1993 4% AT 0.11 PER SHARE PAYABLE 12/02/2013 EX DATE 11/13/2013	DIVIDEND	68.20	
12/02/13		316175504 DIVIDEND ON FIDELITY INSTITUTIONAL TREASURY MONEY MARKET FUND - CLASS I PAYABLE 12/01/2013 EFFECTIVE 12/01/2013	DIVIDEND	0.26	
12/03/13	100.000	302693106 PURCHASED 100 SHS FXCM, INC- A ON 11/27/2013 AT 16.6464 THRU BARCLAYS CAPITAL LE COMMISSIONS PAID 4.00	BUY	1,668.64-	1,668.64
12/03/13	50.000-	203607106 SOLD 50 SHS COMMUNITY BANK SYSTEM INC ON 11/27/2013 AT 38.5332 THRU DOWLING AND PARTNERS COMMISSIONS PAID 2.00 EXPENSES PAID 0.04	SELL	1,924.62	1,100.73-
12/04/13		48123V102 DIVIDEND ON 420 SHS J2 GLOBAL INC AT 255 PER SHARE PAYABLE 12/04/2013 EX DATE 11/14/2013	DIVIDEND	107.10	
12/05/13	100.000	302693106 PURCHASED 100 SHS FXCM, INC- A ON 12/02/2013 AT 16.474 THRU BARCLAYS CAPITAL LE COMMISSIONS PAID 4.00	BUY	1,651.40-	1,651.40
12/06/13	100.000	302693106 PURCHASED 100 SHS FXCM, INC- A ON 12/03/2013 AT 16.1909 THRU BARCLAYS CAPITAL LE COMMISSIONS PAID 4.00	BUY	1,623.09-	1,623.09

Huntington Wealth Advisors

PAGE 7

DECEMBER 01, 2013 TO DECEMBER 31,

2013 ACCOUNT NAME: MORGAN DENVER

ACCOUNT NUMBER:

TRANSACTION DETAIL (CONTINUED)

DATE	QUANTITY	DESCRIPTION	TRANSACTION TYPE	CASH	COST BASIS
12/06/13		231561101 DIVIDEND ON 541 SHS CURTISS-WRIGHT CORP W/1 RT/SH AT 0 10 PER SHARE PAYABLE 12/06/2013 EX DATE 11/20/2013	DIVIDEND	54 10	
12/09/13	100 000	302693106 PURCHASED 100 SHS FXCM, INC- A ON 12/04/2013 AT 16 2556 THRU BARCLAYS CAPITAL LE COMMISSIONS PAID 4 00	BUY	1,629 56-	1,629 56
12/09/13		852891100 DIVIDEND ON 450 SHS STANCORP FINANCIAL GROUP AT 1 10 PER SHARE PAYABLE 12/09/2013 EX DATE 11/21/2013	DIVIDEND	495 00	
12/10/13	80 000	302693106 PURCHASED 80 SHS FXCM, INC- A ON 12/05/2013 AT 16 221 THRU DOWLING AND PARTNERS COMMISSIONS PAID 3 20	BUY	1,300 88-	1,300 88
12/10/13		727493108 DIVIDEND ON 685 SHS PLANTRONICS INC AT 0 10 PER SHARE PAYABLE 12/10/2013 EX DATE 11/18/2013	DIVIDEND	68 50	
12/10/13		74164M108 DIVIDEND ON 734 SHS PRIMERICA INC AT 0 11 PER SHARE PAYABLE 12/10/2013 EX DATE 11/20/2013	DIVIDEND	80 74	
12/10/13		067806109 DIVIDEND ON 820 SHS BARNES GROUP INC W/1 RT/SH AT 0 11 PER SHARE PAYABLE 12/10/2013 EX DATE 11/25/2013	DIVIDEND	90 20	
12/13/13		205944101 DIVIDEND ON 460 SHS CON-WAY INC COMMON STOCK AT 0 10 PER SHARE PAYABLE 12/13/2013 EX DATE 11/13/2013	DIVIDEND	46 00	
12/13/13		110394103 DIVIDEND ON 373 SHS BRISTOW GROUP COMMON STOCK AT 0 25 PER SHARE PAYABLE 12/13/2013 EX DATE 11/26/2013	DIVIDEND	93 25	
12/13/13		20451N101 DIVIDEND ON 500 SHS COMPASS MINERALS INTL AT 545 PER SHARE PAYABLE 12/13/2013 EX DATE 11/26/2013	DIVIDEND	272 50	

DECEMBER 01, 2013 TO DECEMBER 31,

2013 ACCOUNT NAME: MORGAN DENVER

ACCOUNT NUMBER:

TRANSACTION DETAIL (CONTINUED)

DATE	QUANTITY	DESCRIPTION	TRANSACTION TYPE	CASH	COST BASIS
12/13/13		G10082140 DIVIDEND ON 1,210 SHS ENERGY XXI BERMUDA LTD AT 0 12 PER SHARE PAYABLE 12/13/2013 EX DATE 11/26/2013	DIVIDEND	145 20	
12/16/13		898402102 DIVIDEND ON 772 SHS TRUSTMARK CORP AT 0 23 PER SHARE PAYABLE 12/15/2013 EX DATE 11/26/2013 EFFECTIVE 12/15/2013	DIVIDEND	177 56	
12/16/13		317923100 DIVIDEND ON 1,250 SHS THE FINISH LINE AT 0 07 PER SHARE PAYABLE 12/16/2013 EX DATE 11/26/2013	DIVIDEND	87 50	
12/16/13		025676206 DIVIDEND ON 1,349 SHS AMERICAN EQUITY INVT LIFE AT 0 18 PER SHARE PAYABLE 12/16/2013 EX DATE 11/27/2013	DIVIDEND	242 82	
12/16/13		410120109 DIVIDEND ON 1,120 SHS HANCOCK HOLDING CO AT 0 24 PER SHARE PAYABLE 12/16/2013 EX DATE 12/03/2013	DIVIDEND	268 80	
12/16/13		205768203 DIVIDEND ON 1,377 SHS COMSTOCK RESOURCES INC W/1 RT/SH AT 125 PER SHARE PAYABLE 12/16/2013 EX DATE 12/04/2013	DIVIDEND	172 13	
12/16/13		886423102 DIVIDEND ON 686 SHS TIDEWATER INC AT 0 25 PER SHARE PAYABLE 12/16/2013 EX DATE 12/04/2013	DIVIDEND	171 50	
12/18/13		85254C305 DIVIDEND ON 1,249 SHS STAGE STORES INC AT 125 PER SHARE PAYABLE 12/18/2013 EX DATE 11/29/2013	DIVIDEND	156 13	
12/18/13		395259104 DIVIDEND ON 785 SHS GREENHILL & CO, INC AT 0 45 PER SHARE PAYABLE 12/18/2013 EX DATE 12/02/2013	DIVIDEND	353 25	
12/19/13	100 000	165240102 PURCHASED 100 SHS CHESAPEAKE LODGING TRUST ON 12/16/2013 AT 23 848 THRU BARCLAYS CAPITAL LE COMMISSIONS PAID 4 00	BUY	2,388 80-	2,388 80

DECEMBER 01, 2013 TO DECEMBER 31,

2013 ACCOUNT NAME: MORGAN DENVER

ACCOUNT NUMBER

TRANSACTION DETAIL (CONTINUED)

DATE	QUANTITY	DESCRIPTION	TRANSACTION TYPE	CASH	COST BASIS
12/20/13	200 000	165240102 PURCHASED 200 SHS CHESAPEAKE LODGING TRUST ON 12/17/2013 AT 24 1101 THRU GREEN STREET ADVISORS COMMISSIONS PAID 8 00	BUY	4,830 02-	4,830 02
12/20/13		361268105 DIVIDEND ON 309 SHS G & K SERVICES INC CL A AT 0 27 PER SHARE PAYABLE 12/20/2013 EX DATE 12/02/2013	DIVIDEND	83 43	
12/23/13	270 000-	025676206 SOLD 270 SHS AMERICAN EQUITY INVT LIFE ON 12/18/2013 AT 24 3312 THRU BNY CONVERGEX COMMISSIONS PAID 10 80 EXPENSES PAID 0 12	SELL	6,558 50	1,553 49-
12/23/13	110 000	165240102 PURCHASED 110 SHS CHESAPEAKE LODGING TRUST ON 12/18/2013 AT 24 1352 THRU DOWLING AND PARTNERS COMMISSIONS PAID 4 40	BUY	2,659 27-	2,659 27
12/24/13	100 000-	025676206 SOLD 100 SHS AMERICAN EQUITY INVT LIFE ON 12/19/2013 AT 24 5728 THRU BARCLAYS CAPITAL LE COMMISSIONS PAID 4 00 EXPENSES PAID 0 05	SELL	2,453 23	575 37-
12/26/13	190 000-	025676206 SOLD 190 SHS AMERICAN EQUITY INVT LIFE ON 12/20/2013 AT 24 4523 THRU BARCLAYS CAPITAL LE COMMISSIONS PAID 7 60 EXPENSES PAID 0 09	SELL	4,638 25	1,093 20-
12/26/13	200 000	000957100 PURCHASED 200 SHS ABM INDUSTRIES INC ON 12/20/2013 AT 27 7702 THRU BARCLAYS CAPITAL LE COMMISSIONS PAID 8 00	BUY	5,562 04-	5,562 04
12/26/13	200 000	165240102 PURCHASED 200 SHS CHESAPEAKE LODGING TRUST ON 12/20/2013 AT 24 8989 THRU BARCLAYS CAPITAL LE COMMISSIONS PAID 8 00	BUY	4,987 78-	4,987 78
12/26/13		808541106 DIVIDEND ON 1,094 SHS SCHWEITZER-MANDUIT INTL INC AT 0 36 PER SHARE PAYABLE 12/26/2013 EX DATE 11/25/2013	DIVIDEND	393 84	
12/27/13		125137109 DIVIDEND ON 489 SHS CEC ENTERTAINMENT INC AT 0 27 PER SHARE PAYABLE 12/27/2013 EX DATE 12/03/2013	DIVIDEND	132 03	

DECEMBER 01, 2013 TO DECEMBER 31,

2013 ACCOUNT NAME: MORGAN DENVER

ACCOUNT NUMBER:

TRANSACTION DETAIL (CONTINUED)

DATE	QUANTITY	DESCRIPTION	TRANSACTION TYPE	CASH	COST BASIS
12/27/13		882681109 DIVIDEND ON 1,055 SHS TEXAS ROADHOUSE INC AT 0 12 PER SHARE PAYABLE 12/27/2013 EX DATE 12/09/2013	DIVIDEND	126 60	
12/27/13	100 000	000957100 PURCHASED 100 SHS ABM INDUSTRIES INC ON 12/23/2013 AT 28 2457 THRU BARCLAYS CAPITAL LE COMMISSIONS PAID 4 00	BUY	2,828 57-	2,828 57
12/27/13		903119105 DIVIDEND ON 566 SHS UNS ENERGY CORP AT 435 PER SHARE PAYABLE 12/27/2013 EX DATE 12/12/2013	DIVIDEND	246 21	
12/30/13		283677854 DIVIDEND ON 682 SHS EL PASO ELEC CO NEW AT 265 PER SHARE PAYABLE 12/30/2013 EX DATE 12/11/2013	DIVIDEND	180 73	
12/30/13		302693106 DIVIDEND ON 2,037 SHS FXCM, INC- A AT 0 06 PER SHARE PAYABLE 12/30/2013 EX DATE 12/17/2013	DIVIDEND	122 22	
12/31/13		690732102 DIVIDEND ON 688 SHS OWENS & MINOR INC AT 0 24 PER SHARE PAYABLE 12/31/2013 EX DATE 12/12/2013	DIVIDEND	165 12	
12/31/13		G30397106 DIVIDEND ON 875 SHS ENDURANCE SPECIALTY HOLDINGS AT 0 32 PER SHARE PAYABLE 12/31/2013 EX DATE 12/13/2013	DIVIDEND	280 00	
12/31/13		402629208 DIVIDEND ON 541 SHS GULFMARK OFFSHORE INC CL A AT 0 25 PER SHARE PAYABLE 12/31/2013 EX DATE 12/18/2013	DIVIDEND	135 25	
12/31/13	6,516 670-	316175504 NET WITHDRAWAL FIDELITY INSTITUTIONAL TREASURY MONEY MARKET FUND - CLASS I	NET CASH MGMT	6,516 67	6,516 67-
12/31/13		NET FEES FOR THE PERIOD	NET FEE DISB	40 72-	
12/31/13		ENDING BALANCE		0 00	1,549,497.93

HUNTINGTON NATIONAL BANK
41 SOUTH HIGH STREET
COLUMBUS, OH 43216

Huntington Wealth Advisors

DECEMBER 01, 2013 TO DECEMBER 31,

2013 ACCOUNT NAME: MORGAN GRANITE

ACCOUNT NUMBER



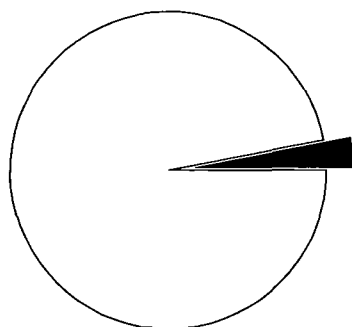
MORGAN FAMILY FOUNDATION
130 GLEN STREET, UNIT 6
P.O. BOX 561
YELLOW SPRINGS, OH 45387

ACCOUNT NAME	MORGAN FAMILY FOUNDATION GRANITE INVESTMENT PARTNERS
RELATIONSHIP MANAGER	GARY WETTERICH 614-331-9769 GARY.WETTERICH@HUNTINGTON.COM
INVESTMENT OFFICER	

ACCOUNT SUMMARY

	THIS PERIOD	YEAR TO DATE
BEGINNING MARKET VALUE	1,934,101.66	1,817,355.39
INTEREST/DIVIDENDS	409.74	6,446.85
DISBURSEMENTS AND FEES	101.23	662,016.33
REALIZED GAIN/LOSS	28,122.92	556,947.49
CHANGE IN MARKET VALUE	4,925.79	248,725.48
ENDING MARKET VALUE	1,967,458.88	1,967,458.88

ASSET ALLOCATION SUMMARY



CASH AND EQUIVALENTS



EQUITIES

	MARKET VALUE	PERCENT
CASH AND EQUIVALENTS	59,501.76	3.0%
EQUITIES	1,907,957.12	97.0%
Total	1,967,458.88	100.0%

DECEMBER 01, 2013 TO DECEMBER 31,

2013 ACCOUNT NAME: MORGAN GRANITE

ACCOUNT NUMBER:

PORTFOLIO DETAIL

QUANTITY	DESCRIPTION	MARKET VALUE	YIELD TO MKT	COST BASIS
CASH AND EQUIVALENTS				
59,501 760	608993853 HUNTINGTON CONSERVATIVE DEPOSIT ACCOUNT	59,501 76	0 05	59,501 76
TOTAL	CASH AND EQUIVALENTS	59,501 76	0 05	59,501 76
EQUITIES FINANCIALS				
573 000	317485100 FINANCIAL ENGINES INC	39,812 04	0 29	11,122 21
1,658 000	32055Y201 FIRST INTERSTATE BANCYSYS/MT	47,037 46	1 97	18,230 65
1,712 000	40418F108 HFF INC CL A	45,967 20	0 00	31,122 66
802 000	97650W108 WINTRUST FINANCIAL CORP	36,988 24	0 39	27,885 21
TOTAL	FINANCIALS	169,804 94	0 70	88,360 73
TELECOMMUNICATIONS				
8,822 000	23247W104 CYAN INC	46,668 38	0 00	69,786 38
TOTAL	TELECOMMUNICATIONS	46,668 38	0 00	69,786 38
HEALTHCARE				
1,833 000	003654100 ABIOMED INC	49,014 42	0 00	36,389 92
1,433 000	252131107 DEXCOM INC	50,742 53	0 00	17,630 83
3,212 000	40425J101 HMS HOLDINGS CORP	72,912 40	0 00	73,785 89
1,563 000	53219L109 LIFEPOINT HOSPITALS INC	82,588 92	0 00	72,281 62
2,273 000	66987G102 NOVADAQ TECHNOLOGIES INC	37,481 77	0 00	23,830 25
676 000	878377100 TECHNE CORP	63,996 92	1 31	44,867 24
TOTAL	HEALTHCARE	356,736 96	0 23	268,785 75
CONSUMER STAPLES				
1,010 000	03600T104 ANNIE'S INC	43,470 40	0 00	37,629 53
2,415 000	101405108 BOULDER BRANDS INC	38,301 90	0 00	20,887 10

DECEMBER 01, 2013 TO DECEMBER 31,

2013 ACCOUNT NAME: MORGAN GRANITE

ACCOUNT NUMBER:

PORTFOLIO DETAIL (CONTINUED)

QUANTITY	DESCRIPTION	MARKET VALUE	YIELD TO MKT	COST BASIS
CONSUMER STAPLES				
1,061 000	171604101 CHUY'S HOLDINGS INC	38,217 22	0 00	25,984 21
1,937 000	35804H106 FRESH MARKET INC/THE	78,448 50	0 00	86,043 21
TOTAL	CONSUMER STAPLES	198,438 02	0 00	170,544 05
CONSUMER DISCRETIONARY				
1,135 000	38526M106 GRAND CANYON EDUCATION INC	49,486 00	0 00	22,678 46
2,973 000	458665304 INTERFACE INC	65,287 08	0 55	52,699 53
1,417 000	48273U102 K12 INC	30,819 75	0 00	27,743 81
536 000	761283100 RESTORATION HARDWARE HOLDINGS INC	36,072 80	0 00	18,418 93
1,418 000	81616X103 SELECT COMFORT CORPORATION	29,905 62	0 00	32,041 63
2,792 000	81763U100 SERVICESOURCE INTL	23,396 96	0 00	17,332 93
TOTAL	CONSUMER DISCRETIONARY	234,968 21	0 15	170,915 29
TECHNOLOGY				
2,253 000	11133B409 BROADSOFT INC	61,551 96	0 00	53,645 86
2,509 000	29788A104 E2OPEN, INC	59,990 19	0 00	49,032 01
1,970 000	45672H104 INFOBLOX INC	65,049 40	0 00	47,740 95
600 000	45841V109 INTERACTIVE INTELLIGENCE GROUP	40,416 00	0 00	15,562 01
1,167 000	54142L109 LOGMEIN INC	39,152 85	0 00	20,735 48
2,449 000	74733T105 QLIK TECHNOLOGIES INC	65,216 87	0 00	66,375 67
1,515 000	751198102 RALLY SOFTWARE DEVELOPMENT CORPORATION	29,466 75	0 00	28,374 68
1,483 000	826919102 SILICON LABORATORIES INC	64,228 73	0 00	56,621 36
3,970 000	92857F107 VOCERA COMMUNICATIONS INC	61,971 70	0 00	59,465 91
TOTAL	TECHNOLOGY	487,044 45	0 00	397,553 93

DECEMBER 01, 2013 TO DECEMBER 31,

2013 ACCOUNT NAME: MORGAN GRANITE

ACCOUNT NUMBER:

PORTFOLIO DETAIL (CONTINUED)

QUANTITY	DESCRIPTION	MARKET VALUE	YIELD TO MKT	COST BASIS
INDUSTRIALS				
1,215 000	03820C105 APPLIED INDUSTRIAL TECH INC W/1 RT/SH	59,644 35	1 87	51,394 86
1,665 000	404030108 H&E EQUIPMENT SERVICES INC	49,333 95	0 00	25,846 13
495 000	443320106 HUB GROUP INC CL A	19,740 60	0 00	15,382 95
3,125 000	767744105 RITCHIE BROS AUCTIONEERS W/1 RT PER SH	71,656 25	2 27	58,803 65
1,192 000	829073105 SIMPSON MANUFACTURING CO INC	43,782 16	1 36	31,928 31
TOTAL	INDUSTRIALS	244,157 31	1 37	183,355 90
ENERGY				
314 000	140781105 CARBO CERAMICS INC	36,590 42	1 03	23,722 76
456 000	37364X109 GEOSPACE TECHNOLOGIES CORP	43,154 02	0 00	35,614 31
2,253 000	88362T103 THERMON GROUP HOLDINGS INC	61,574 49	0 00	45,947 19
TOTAL	ENERGY	141,318 93	0 27	105,284 26
MATERIALS				
1,587 000	98944B108 ZEP INC	28,819 92	1 10	23,573 14
TOTAL	MATERIALS	28,819 92	1 10	23,573 14
TOTAL	EQUITIES	1,907,957 12	0 34	1,478,159 43
GRAND TOTAL ASSETS		1,967,458.88	0.33	1,537,661.19

TRANSACTION DETAIL

DATE	QUANTITY	DESCRIPTION	TRANSACTION TYPE	CASH	COST BASIS
12/01/13		BEGINNING BALANCE		0.00	1,509,229.76
12/02/13	400 000	23247W104 PURCHASED 400 SHS CYAN INC ON 11/26/2013 AT 4 2053 THRU WILLIAM BLAIR COMMISSIONS PAID 12 00	BUY	1,694 12-	1,694 12

DECEMBER 01, 2013 TO DECEMBER 31,

2013 ACCOUNT NAME: MORGAN GRANITE

ACCOUNT NUMBER:

TRANSACTION DETAIL (CONTINUED)

DATE	QUANTITY	DESCRIPTION	TRANSACTION TYPE	CASH	COST BASIS
12/02/13		316175504 DIVIDEND ON FIDELITY INSTITUTIONAL TREASURY MONEY MARKET FUND - CLASS I PAYABLE 12/01/2013 EFFECTIVE 12/01/2013	DIVIDEND	0 12	
12/02/13		608993853 DIVIDEND ON HUNTINGTON CONSERVATIVE DEPOSIT ACCOUNT PAYABLE 12/01/2013 EFFECTIVE 12/01/2013	DIVIDEND	3 37	
12/03/13	266 000-	54142L109 SOLD 266 SHS LOGMEIN INC ON 11/27/2013 AT 33 5565 THRU MORGAN STANLEY and CO , INCORPORATED COMMISSIONS PAID 10 64 EXPENSES PAID 0 16	SELL	8,915 23	5,320 71-
12/03/13	535 000	45672H104 PURCHASED 535 SHS INFOBLOX INC ON 11/27/2013 AT 34 3093 THRU MORGAN STANLEY and CO , INCORPORATED COMMISSIONS PAID 21 40	BUY	18,376 88-	18,376 88
12/05/13	88 000-	140781105 SOLD 88 SHS CARBO CERAMICS INC ON 12/02/2013 AT 123 5931 THRU STIFEL NICOLAUS CO COMMISSIONS PAID 3 52 EXPENSES PAID 0 19	SELL	10,872 48	8,030 88-
12/05/13	131 000-	317485100 SOLD 131 SHS FINANCIAL ENGINES INC ON 12/02/2013 AT 67 7064 THRU STIFEL NICOLAUS CO COMMISSIONS PAID 5 24 EXPENSES PAID 0 16	SELL	8,864 14	2,542 78-
12/05/13	310 000-	88362T103 SOLD 310 SHS THERMON GROUP HOLDINGS INC ON 12/02/2013 AT 28 5057 THRU STIFEL NICOLAUS CO COMMISSIONS PAID 12 40 EXPENSES PAID 0 16	SELL	8,824 21	6,382 22-
12/05/13	217 000	45672H104 PURCHASED 217 SHS INFOBLOX INC ON 12/02/2013 AT 31 8949 THRU STIFEL NICOLAUS CO COMMISSIONS PAID 8 68	BUY	6,929 87-	6,929 87
12/11/13	453 000-	443320106 SOLD 453 SHS HUB GROUP INC CL A ON 12/06/2013 AT 38 2879 THRU STIFEL NICOLAUS CO COMMISSIONS PAID 18 12 EXPENSES PAID 0 31	SELL	17,325 99	15,285 92-

DECEMBER 01, 2013 O DECEMBER 31,

2013 ACCOUNT NAME: MORGAN GRANITE

ACCOUNT NUMBER:

TRANSACTION DETAIL (CONTINUED)

DATE	QUANTITY	DESCRIPTION	TRANSACTION TYPE	CASH	COST BASIS
12/13/13		767744105 DIVIDEND ON 3,125 SHS RITCHIE BROS AUCTIONEERS W/1 RT PER SH AT 0 13 PER SHARE PAYABLE 12/13/2013 EX DATE 11/20/2013	DIVIDEND	406 25	
12/13/13		767744105 FOREIGN TAX WITHHELD ON RITCHIE BROS AUCTIONEERS W/1 RT PER SH	DISBURSEMENT	60 94-	
12/16/13	320 000	171604101 PURCHASED 320 SHS CHUY'S HOLDINGS INC ON 12/11/2013 AT 32 3597 THRU BAIRD, ROBERT W , and COMPANY INCORPORATED COMMISSIONS PAID 12 80	BUY	10,367 90-	10,367 90
12/20/13	460 000-	826919102 SOLD 460 SHS SILICON LABORATORIES INC ON 12/17/2013 AT 42 1922 THRU WILLIAM BLAIR COMMISSIONS PAID 18 40 EXPENSES PAID 0 34	SELL	19,389 67	16,290 50-
12/24/13	78 000-	003654100 SOLD 78 SHS ABIOMED INC ON 12/19/2013 AT 27 0241 THRU WILLIAM BLAIR COMMISSIONS PAID 3 12 EXPENSES PAID 0 04	SELL	2,104 72	1,533 65-
12/26/13	1,250 000	751198102 PURCHASED 1,250 SHS RALLY SOFTWARE DEVELOPMENT CORPORATION ON 12/20/2013 AT 18 6269 THRU JMP SECURITIES COMMISSIONS PAID 37 50	BUY	23,321 13-	23,321 13
12/26/13	272 000-	54142L109 SOLD 272 SHS LOGMEIN INC ON 12/20/2013 AT 32 8354 THRU WILLIAM BLAIR COMMISSIONS PAID 10 88 EXPENSES PAID 0 16	SELL	8,920 19	5,347 17-
12/26/13	531 000-	003654100 SOLD 531 SHS ABIOMED INC ON 12/20/2013 AT 26 5579 THRU WILLIAM BLAIR COMMISSIONS PAID 21 24 EXPENSES PAID 0 25	SELL	14,080 75	10,440 63-
12/27/13	265 000	751198102 PURCHASED 265 SHS RALLY SOFTWARE DEVELOPMENT CORPORATION ON 12/23/2013 AT 19 04 THRU JMP SECURITIES COMMISSIONS PAID 7 95	BUY	5,053 55-	5,053 55
12/31/13	33,862 440	608993853 NET DEPOSIT HUNTINGTON CONSERVATIVE DEPOSIT ACCOUNT	NET CASH MGMT	33,862 44-	33,862 44
12/31/13		NET FEES FOR THE PERIOD	NET FEE DISB	40 29-	
12/31/13		ENDING BALANCE		0.00	1,537,661.19