



See a Social Security Number? Say Something!
Report Privacy Problems to <https://public.resource.org/privacy>
Or call the IRS Identity Theft Hotline at 1-800-908-4490



Form

990-PF

Department of the Treasury
Internal Revenue Service

Return of Private Foundation

or Section 4947(a)(1) Trust Treated as Private Foundation

Do not enter Social Security numbers on this form as it may be made public. By law, the IRS cannot redact the information on the form.

Information about Form 990-PF and its instructions is at www.irs.gov/form990pf.

OMB No 1545-0052

2013

Open to Public Inspection

For calendar year 2013, or tax year beginning 01-01-2013 , and ending 12-31-2013

Name of foundation LAURIE FOUNDATION FOR THE PERFORMING ARTS INC		A Employer identification number 27-3493939	
Number and street (or P O box number if mail is not delivered to street address) 302 CAMPUSVIEW DRIVE SUITE 108		B Telephone number (see instructions) (573) 447-8000	
City or town, state or province, country, and ZIP or foreign postal code COLUMBIA, MO 65201		C If exemption application is pending, check here <input type="checkbox"/>	
G Check all that apply <input type="checkbox"/> Initial return <input type="checkbox"/> Initial return of a former public charity <input type="checkbox"/> Final return <input type="checkbox"/> Amended return <input type="checkbox"/> Address change <input type="checkbox"/> Name change		D 1. Foreign organizations, check here <input type="checkbox"/> 2. Foreign organizations meeting the 85% test, check here and attach computation <input type="checkbox"/>	
H Check type of organization <input checked="" type="checkbox"/> Section 501(c)(3) exempt private foundation <input type="checkbox"/> Section 4947(a)(1) nonexempt charitable trust <input type="checkbox"/> Other taxable private foundation		E If private foundation status was terminated under section 507(b)(1)(A), check here <input type="checkbox"/>	
I Fair market value of all assets at end of year (from Part II, col. (c), line 16) <input checked="" type="checkbox"/> \$ 4,475,389		F If the foundation is in a 60-month termination under section 507(b)(1)(B), check here <input type="checkbox"/>	
J Accounting method <input checked="" type="checkbox"/> Cash <input type="checkbox"/> Accrual <input type="checkbox"/> Other (specify) _____ (Part I, column (d) must be on cash basis.)			

Part I Analysis of Revenue and Expenses <small>(The total of amounts in columns (b), (c), and (d) may not necessarily equal the amounts in column (a) (see instructions))</small>		(a) Revenue and expenses per books	(b) Net investment income	(c) Adjusted net income	(d) Disbursements for charitable purposes (cash basis only)
Revenue	1 Contributions, gifts, grants, etc , received (attach schedule)	5,577,549			
	2 Check <input type="checkbox"/> if the foundation is not required to attach Sch B				
	3 Interest on savings and temporary cash investments				
	4 Dividends and interest from securities.				
	5a Gross rents	750	750	750	
	b Net rental income or (loss) _____ 750				
	6a Net gain or (loss) from sale of assets not on line 10				
	b Gross sales price for all assets on line 6a _____				
	7 Capital gain net income (from Part IV, line 2)		0		
	8 Net short-term capital gain			0	
	9 Income modifications				
	10a Gross sales less returns and allowances _____ 110,672				
Operating and Administrative Expenses	b Less Cost of goods sold				
	c Gross profit or (loss) (attach schedule)	110,672		110,672	
	11 Other income (attach schedule)	410,662	0	410,662	
	12 Total. Add lines 1 through 11	6,099,633	750	522,084	
	13 Compensation of officers, directors, trustees, etc	0	0	0	0
	14 Other employee salaries and wages	661,465	0	251,097	416,952
	15 Pension plans, employee benefits	3,709	0	1,408	2,301
	16a Legal fees (attach schedule).	38,033	0	19,016	19,016
	b Accounting fees (attach schedule).	32,500	0	16,250	16,250
	c Other professional fees (attach schedule)	133,835	0	66,917	66,917
	17 Interest	4	0	2	2
	18 Taxes (attach schedule) (see instructions)	53,238	0	20,210	33,028
	19 Depreciation (attach schedule) and depletion	88,006	0	88,006	
	20 Occupancy	235,944	0	89,566	146,377
	21 Travel, conferences, and meetings	66,930	0	25,407	41,523
	22 Printing and publications	7,218	0	2,740	4,478
	23 Other expenses (attach schedule).	344,838	0	130,904	213,938
	24 Total operating and administrative expenses. Add lines 13 through 23	1,665,720	0	711,523	960,782
	25 Contributions, gifts, grants paid	103,917			103,917
	26 Total expenses and disbursements. Add lines 24 and 25	1,769,637	0	711,523	1,064,699
	27 Subtract line 26 from line 12				
	a Excess of revenue over expenses and disbursements	4,329,996			
	b Net investment income (if negative, enter -0-)		750		
	c Adjusted net income (if negative, enter -0-)			0	

Part II Balance Sheets		Attached schedules and amounts in the description column should be for end-of-year amounts only (See instructions)	Beginning of year	End of year	
			(a) Book Value	(b) Book Value	(c) Fair Market Value
Assets	1	Cash—non-interest-bearing	76,213	84,640	84,640
	2	Savings and temporary cash investments			
	3	Accounts receivable ▶ _____ Less allowance for doubtful accounts ▶ _____			
	4	Pledges receivable ▶ _____ Less allowance for doubtful accounts ▶ _____			
	5	Grants receivable			
	6	Receivables due from officers, directors, trustees, and other disqualified persons (attach schedule) (see instructions)			
	7	Other notes and loans receivable (attach schedule) ▶ _____ Less allowance for doubtful accounts ▶ _____			
	8	Inventories for sale or use	36,262	37,526	37,526
	9	Prepaid expenses and deferred charges			
	10a	Investments—U S and state government obligations (attach schedule)			
	b	Investments—corporate stock (attach schedule)			
	c	Investments—corporate bonds (attach schedule).			
	11	Investments—land, buildings, and equipment basis ▶ _____ Less accumulated depreciation (attach schedule) ▶ _____			
	12	Investments—mortgage loans			
	13	Investments—other (attach schedule)			
	14	Land, buildings, and equipment basis ▶ _____ 4,633,147 Less accumulated depreciation (attach schedule) ▶ _____ 281,798	240,486	4,351,349	4,351,349
15	Other assets (describe ▶ _____)	24	1,874	1,874	
16	Total assets (to be completed by all filers—see the instructions Also, see page 1, item I)	352,985	4,475,389	4,475,389	
Liabilities	17	Accounts payable and accrued expenses	55,134	43,542	
	18	Grants payable			
	19	Deferred revenue			
	20	Loans from officers, directors, trustees, and other disqualified persons			
	21	Mortgages and other notes payable (attach schedule)			
	22	Other liabilities (describe ▶ _____)			
	23	Total liabilities (add lines 17 through 22)	55,134	43,542	
Net Assets or Fund Balances	Foundations that follow SFAS 117, check here ▶ <input type="checkbox"/> and complete lines 24 through 26 and lines 30 and 31.				
	24	Unrestricted			
	25	Temporarily restricted			
	26	Permanently restricted			
	Foundations that do not follow SFAS 117, check here ▶ <input checked="" type="checkbox"/> and complete lines 27 through 31.				
	27	Capital stock, trust principal, or current funds	0	0	
	28	Paid-in or capital surplus, or land, bldg , and equipment fund	0	0	
	29	Retained earnings, accumulated income, endowment, or other funds	297,851	4,431,847	
	30	Total net assets or fund balances (see page 17 of the instructions)	297,851	4,431,847	
	31	Total liabilities and net assets/fund balances (see page 17 of the instructions)	352,985	4,475,389	

Part III Analysis of Changes in Net Assets or Fund Balances

1	Total net assets or fund balances at beginning of year—Part II, column (a), line 30 (must agree with end-of-year figure reported on prior year’s return)	1	297,851
2	Enter amount from Part I, line 27a	2	4,329,996
3	Other increases not included in line 2 (itemize) ▶ _____	3	0
4	Add lines 1, 2, and 3	4	4,627,847
5	Decreases not included in line 2 (itemize) ▶ _____	5	196,000
6	Total net assets or fund balances at end of year (line 4 minus line 5)—Part II, column (b), line 30	6	4,431,847

Part IV

Capital Gains and Losses for Tax on Investment Income

(a) List and describe the kind(s) of property sold (e g , real estate, 2-story brick warehouse, or common stock, 200 shs MLC Co)		(b) How acquired P—Purchase D—Donation	(c) Date acquired (mo , day, yr)	(d) Date sold (mo , day, yr)
1a				
(e) Gross sales price	(f) Depreciation allowed (or allowable)	(g) Cost or other basis plus expense of sale	(h) Gain or (loss) (e) plus (f) minus (g)	
a				
b				
c				
d				
e				
Complete only for assets showing gain in column (h) and owned by the foundation on 12/31/69			(i) Gains (Col (h) gain minus col (k), but not less than -0-) or Losses (from col (h))	
(i) F M V as of 12/31/69	(j) Adjusted basis as of 12/31/69	(k) Excess of col (i) over col (j), if any		
a				
b				
c				
d				
e				
2	Capital gain net income or (net capital loss) { If gain, also enter in Part I, line 7 If (loss), enter -0- in Part I, line 7 }		2	
3	Net short-term capital gain or (loss) as defined in sections 1222(5) and (6) If gain, also enter in Part I, line 8, column (c) (see instructions) If (loss), enter -0- in Part I, line 8 }		3	

Part V

Qualification Under Section 4940(e) for Reduced Tax on Net Investment Income

(For optional use by domestic private foundations subject to the section 4940(a) tax on net investment income)

If section 4940(d)(2) applies, leave this part blank

Was the foundation liable for the section 4942 tax on the distributable amount of any year in the base period? ☐ Yes ☒ No

If "Yes," the foundation does not qualify under section 4940(e) Do not complete this part

1 Enter the appropriate amount in each column for each year, see page 18 of the instructions before making any entries


(a) Base period years Calendar year (or tax year beginning in)	(b) Adjusted qualifying distributions	(c) Net value of noncharitable-use assets	(d) Distribution ratio (col (b) divided by col (c))		
2012	5,018,018	11,839	423 854886		
2011	3,764,615	310,445	12 126512		
2010					
2009					
2008					
2 Total of line 1, column (d).				2	435 981398
3 Average distribution ratio for the 5-year base period—divide the total on line 2 by 5, or by the number of years the foundation has been in existence if less than 5 years				3	217 990699
4 Enter the net value of noncharitable-use assets for 2013 from Part X, line 5.				4	
5 Multiply line 4 by line 3.				5	0
6 Enter 1% of net investment income (1% of Part I, line 27b).				6	8
7 Add lines 5 and 6.				7	8
8 Enter qualifying distributions from Part XII, line 4.				8	3,059,565

If line 8 is equal to or greater than line 7, check the box in Part VI, line 1b, and complete that part using a 1% tax rate See the Part VI instructions

Part VIExcise Tax Based on Investment Income (Section 4940(a), 4940(b), 4940(e), or 4948—see page 18 of the instructions)

1a	Exempt operating foundations described in section 4940(d)(2), check here <input type="checkbox"/> and enter "N/A" on line 1		
	Date of ruling or determination letter _____ (attach copy of letter if necessary—see instructions)		
b	Domestic foundations that meet the section 4940(e) requirements in Part V, check here <input checked="" type="checkbox"/> and enter 1% of Part I, line 27b	1	8
c	All other domestic foundations enter 2% of line 27b. Exempt foreign organizations enter 4% of Part I, line 12, col. (b)		
2	Tax under section 511 (domestic section 4947(a)(1) trusts and taxable foundations only. Others enter -0-)	2	0
3	Add lines 1 and 2.	3	8
4	Subtitle A (income) tax (domestic section 4947(a)(1) trusts and taxable foundations only. Others enter -0-)	4	0
5	Tax based on investment income. Subtract line 4 from line 3. If zero or less, enter -0-	5	8
6	Credits/Payments		
a	2013 estimated tax payments and 2012 overpayment credited to 2013	6a	2,260
b	Exempt foreign organizations—tax withheld at source	6b	
c	Tax paid with application for extension of time to file (Form 8868)	6c	
d	Backup withholding erroneously withheld	6d	
7	Total credits and payments. Add lines 6a through 6d.	7	2,260
8	Enter any penalty for underpayment of estimated tax. Check here <input type="checkbox"/> if Form 2220 is attached.	8	
9	Tax due. If the total of lines 5 and 8 is more than line 7, enter amount owed	9	
10	Overpayment. If line 7 is more than the total of lines 5 and 8, enter the amount overpaid	10	2,252
11	Enter the amount of line 10 to be Credited to 2014 estimated tax 2,252 Refunded	11	0

Part VII-AStatements Regarding Activities

1a	During the tax year, did the foundation attempt to influence any national, state, or local legislation or did it participate or intervene in any political campaign?	1a	Yes	No
b	Did it spend more than \$100 during the year (either directly or indirectly) for political purposes (see page 19 of the instructions for definition)? <i>If the answer is "Yes" to 1a or 1b, attach a detailed description of the activities and copies of any materials published or distributed by the foundation in connection with the activities.</i>	1b		No
c	Did the foundation file Form 1120-POL for this year?.	1c		No
d	Enter the amount (if any) of tax on political expenditures (section 4955) imposed during the year: (1) On the foundation <input type="checkbox"/> \$ 0 (2) On foundation managers <input type="checkbox"/> \$ 0			
e	Enter the reimbursement (if any) paid by the foundation during the year for political expenditure tax imposed on foundation managers <input type="checkbox"/> \$ 0			
2	Has the foundation engaged in any activities that have not previously been reported to the IRS? <i>If "Yes," attach a detailed description of the activities.</i>	2		No
3	Has the foundation made any changes, not previously reported to the IRS, in its governing instrument, articles of incorporation, or bylaws, or other similar instruments? <i>If "Yes," attach a conformed copy of the changes</i>	3		No
4a	Did the foundation have unrelated business gross income of \$1,000 or more during the year?.	4a		No
b	If "Yes," has it filed a tax return on Form 990-T for this year?.	4b		
5	Was there a liquidation, termination, dissolution, or substantial contraction during the year? <i>If "Yes," attach the statement required by General Instruction T.</i>	5		No
6	Are the requirements of section 508(e) (relating to sections 4941 through 4945) satisfied either: • By language in the governing instrument, or • By state legislation that effectively amends the governing instrument so that no mandatory directions that conflict with the state law remain in the governing instrument?	6	Yes	
7	Did the foundation have at least \$5,000 in assets at any time during the year? <i>If "Yes," complete Part II, col. (c), and Part XV.</i>	7	Yes	
8a	Enter the states to which the foundation reports or with which it is registered (see instructions): <input checked="" type="checkbox"/> MO, NY			
b	If the answer is "Yes" to line 7, has the foundation furnished a copy of Form 990-PF to the Attorney General (or designate) of each state as required by General Instruction G? <i>If "No," attach explanation.</i>	8b	Yes	
9	Is the foundation claiming status as a private operating foundation within the meaning of section 4942(j)(3) or 4942(j)(5) for calendar year 2013 or the taxable year beginning in 2013 (see instructions for Part XIV)? <i>If "Yes," complete Part XIV</i>	9	Yes	
10	Did any persons become substantial contributors during the tax year? <i>If "Yes," attach a schedule listing their names and addresses.</i> 	10	Yes	

Part VII-A

Statements Regarding Activities *(continued)*

11	At any time during the year, did the foundation, directly or indirectly, own a controlled entity within the meaning of section 512(b)(13)? If "Yes," attach schedule (see instructions).	11		No
12	Did the foundation make a distribution to a donor advised fund over which the foundation or a disqualified person had advisory privileges? If "Yes," attach statement (see instructions)	12		No
13	Did the foundation comply with the public inspection requirements for its annual returns and exemption application?	13	Yes	
Website address ▶N/A				
14	The books are in care of ▶AMBER SNIDER Telephone no ▶(573) 447-8000 Located at ▶302 CAMPUS VIEW DR SUITE 108 COLUMBIA MO ZIP +4 ▶65201			
15	Section 4947(a)(1) nonexempt charitable trusts filing Form 990-PF in lieu of Form 1041 —Check here ▶ <input type="checkbox"/> and enter the amount of tax-exempt interest received or accrued during the year ▶	15		
16	At any time during calendar year 2013, did the foundation have an interest in or a signature or other authority over a bank, securities, or other financial account in a foreign country?	16	Yes	No
See instructions for exceptions and filing requirements for Form TD F 90-22.1 If "Yes", enter the name of the foreign country ▶				

Part VII-B

Statements Regarding Activities for Which Form 4720 May Be Required

File Form 4720 if any item is checked in the "Yes" column, unless an exception applies.			Yes	No
1a	During the year did the foundation (either directly or indirectly) (1) Engage in the sale or exchange, or leasing of property with a disqualified person? <input type="checkbox"/> Yes <input checked="" type="checkbox"/> No (2) Borrow money from, lend money to, or otherwise extend credit to (or accept it from) a disqualified person?. <input type="checkbox"/> Yes <input checked="" type="checkbox"/> No (3) Furnish goods, services, or facilities to (or accept them from) a disqualified person? <input checked="" type="checkbox"/> Yes <input type="checkbox"/> No (4) Pay compensation to, or pay or reimburse the expenses of, a disqualified person? <input type="checkbox"/> Yes <input checked="" type="checkbox"/> No (5) Transfer any income or assets to a disqualified person (or make any of either available for the benefit or use of a disqualified person)?. <input type="checkbox"/> Yes <input checked="" type="checkbox"/> No (6) Agree to pay money or property to a government official? (Exception. Check "No" if the foundation agreed to make a grant to or to employ the official for a period after termination of government service, if terminating within 90 days). <input type="checkbox"/> Yes <input checked="" type="checkbox"/> No			
b	If any answer is "Yes" to 1a(1)–(6), did any of the acts fail to qualify under the exceptions described in Regulations section 53.4941(d)-3 or in a current notice regarding disaster assistance (see page 20 of the instructions)?. . . Organizations relying on a current notice regarding disaster assistance check here. ▶ <input type="checkbox"/>	1b		No
c	Did the foundation engage in a prior year in any of the acts described in 1a, other than excepted acts, that were not corrected before the first day of the tax year beginning in 2013?.	1c		No
2	Taxes on failure to distribute income (section 4942) (does not apply for years the foundation was a private operating foundation defined in section 4942(j)(3) or 4942(j)(5))			
a	At the end of tax year 2013, did the foundation have any undistributed income (lines 6d and 6e, Part XIII) for tax year(s) beginning before 2013?. <input type="checkbox"/> Yes <input checked="" type="checkbox"/> No If "Yes," list the years ▶ 20____, 20____, 20____, 20____			
b	Are there any years listed in 2a for which the foundation is not applying the provisions of section 4942(a)(2) (relating to incorrect valuation of assets) to the year's undistributed income? (If applying section 4942(a)(2) to all years listed, answer "No" and attach statement—see instructions).	2b		
c	If the provisions of section 4942(a)(2) are being applied to any of the years listed in 2a, list the years here ▶ 20____, 20____, 20____, 20____			
3a	Did the foundation hold more than a 2% direct or indirect interest in any business enterprise at any time during the year?. <input type="checkbox"/> Yes <input checked="" type="checkbox"/> No			
b	If "Yes," did it have excess business holdings in 2013 as a result of (1) any purchase by the foundation or disqualified persons after May 26, 1969, (2) the lapse of the 5-year period (or longer period approved by the Commissioner under section 4943(c)(7)) to dispose of holdings acquired by gift or bequest, or (3) the lapse of the 10-, 15-, or 20-year first phase holding period? (<i>Use Schedule C, Form 4720, to determine if the foundation had excess business holdings in 2013.</i>).	3b		
4a	Did the foundation invest during the year any amount in a manner that would jeopardize its charitable purposes?	4a		No
b	Did the foundation make any investment in a prior year (but after December 31, 1969) that could jeopardize its charitable purpose that had not been removed from jeopardy before the first day of the tax year beginning in 2013?	4b		No

Part VII-B

Statements Regarding Activities for Which Form 4720 May Be Required (continued)

5a

During the year did the foundation pay or incur any amount to

(1) Carry on propaganda, or otherwise attempt to influence legislation (section 4945(e))?

☐ Yes ☒ No

(2) Influence the outcome of any specific public election (see section 4955), or to carry on, directly or indirectly, any voter registration drive?

☐ Yes ☒ No

(3) Provide a grant to an individual for travel, study, or other similar purposes?

☒ Yes ☐ No

(4) Provide a grant to an organization other than a charitable, etc , organization described in section 509(a)(1), (2), or (3), or section 4940(d)(2)? (see instructions).

☐ Yes ☒ No

(5) Provide for any purpose other than religious, charitable, scientific, literary, or educational purposes, or for the prevention of cruelty to children or animals?

☐ Yes ☒ No

b

If any answer is "Yes" to 5a(1)–(5), did **any** of the transactions fail to qualify under the exceptions described in Regulations section 53.4945 or in a current notice regarding disaster assistance (see instructions)?

5b

No

Organizations relying on a current notice regarding disaster assistance check here. ☒

c

If the answer is "Yes" to question 5a(4), does the foundation claim exemption from the tax because it maintained expenditure responsibility for the grant?

☐ Yes ☐ No

If "Yes," attach the statement required by Regulations section 53.4945–5(d).

6a

Did the foundation, during the year, receive any funds, directly or indirectly, to pay premiums on a personal benefit contract?

☐ Yes ☒ No

b

Did the foundation, during the year, pay premiums, directly or indirectly, on a personal benefit contract?

6b

No

If "Yes" to 6b, file Form 8870.

7a

At any time during the tax year, was the foundation a party to a prohibited tax shelter transaction?

☐ Yes ☒ No

b

If yes, did the foundation receive any proceeds or have any net income attributable to the transaction?

7b

Part VIII

Information About Officers, Directors, Trustees, Foundation Managers, Highly Paid Employees, and Contractors

1

List all officers, directors, trustees, foundation managers and their compensation (see instructions).

(a) Name and address	(b) Title, and average hours per week devoted to position	(c) Compensation (If not paid, enter -0-)	(d) Contributions to employee benefit plans and deferred compensation	(e) Expense account, other allowances
NANCY W LAURIE	PRESIDENT, DIRECTOR 1 00	0	0	0
302 CAMPUSVIEW DRIVE SUITE 108 COLUMBIA,MO 65201				
PAIGE LAURIE DUBBERT	DIRECTOR 1 00	0	0	0
302 CAMPUSVIEW DRIVE SUITE 108 COLUMBIA,MO 65201				
RICHARD C THOMAS	SECRETARY/TREASURER, DIREC 1 00	0	0	0
302 CAMPUSVIEW DRIVE SUITE 108 COLUMBIA,MO 65201				
BRENT P KARASIUK	DIRECTOR 1 00	0	0	0
302 CAMPUSVIEW DRIVE SUITE 108 COLUMBIA,MO 65201				

2

Compensation of five highest-paid employees (other than those included on line 1—see instructions). If none, enter "NONE."

(a) Name and address of each employee paid more than \$50,000	(b) Title, and average hours per week devoted to position	(c) Compensation	(d) Contributions to employee benefit plans and deferred compensation	(e) Expense account, other allowances
KRISTEN WEISER	DANCE INSTRUCTOR 40 00	67,388	3,369	0
302 CAMPUSVIEW DRIVE STE 108 COLUMBIA,MO 65201				
JENNIFER L LEE	COMPETITION DIRECTOR 40 00	63,617	0	0
302 CAMPUSVIEW DRIVE STE 108 COLUMBIA,MO 65201				
LINDSAY JENKS	MANAGER & COMPETITIO 40 00	59,077	0	0
302 CAMPUSVIEW DRIVE STE 108 COLUMBIA,MO 65201				
CANDACE BURDITT	DANCE INSTRUCTOR 40 00	53,153	2,658	0
302 CAMPUSVIEW DRIVE STE 108 COLUMBIA,MO 65201				
KATHERINE WEAR	DANCE INSTRUCTOR 40 00	51,923	0	0
302 CAMPUSVIEW DRIVE STE 108 COLUMBIA,MO 65201				
Total number of other employees paid over \$50,000.				0

Part VIII

Information About Officers, Directors, Trustees, Foundation Managers, Highly Paid Employees, and Contractors (continued)

3 Five highest-paid independent contractors for professional services (see instructions). If none, enter "NONE".		
(a) Name and address of each person paid more than \$50,000	(b) Type of service	(c) Compensation
NONE		
Total number of others receiving over \$50,000 for professional services.		0

Part IX-A

Summary of Direct Charitable Activities

List the foundation's four largest direct charitable activities during the tax year. Include relevant statistical information such as the number of organizations and other beneficiaries served, conferences convened, research papers produced, etc.	Expenses
1 THE LAURIE FOUNDATION FOR THE PERFORMING ARTS ("THE FOUNDATION") OPERATES THE COLUMBIA PERFORMING ARTS CENTRE. THE CENTRE OFFERS DANCE INSTRUCTIONS IN BALLET, JAZZ, CONTEMPORARY, LYRICAL, TAP, AND HIP-HOP FOR STUDENTS AGE 3 AND ABOVE TO ENCOURAGE PUBLIC APPRECIATION AND ENJOYMENT OF DANCE.	1,370,586
2 THE FOUNDATION ALSO PROVIDES SCHOLARSHIPS FOR SUMMER DANCE PROGRAMS AND COLLEGE PROGRAMS.	74,850
3	
4	

Part IX-B Summary of Program-Related Investments (see instructions)	
Describe the two largest program-related investments made by the foundation during the tax year on lines 1 and 2	Amount
1	
2	
All other program-related investments. See page 24 of the instructions.	
3	
Total. Add lines 1 through 3.	0

Part X

Minimum Investment Return (All domestic foundations must complete this part. Foreign foundations, see instructions.)

1	Fair market value of assets not used (or held for use) directly in carrying out charitable, etc , purposes		
a	Average monthly fair market value of securities.	1a	0
b	Average of monthly cash balances.	1b	188,978
c	Fair market value of all other assets (see instructions).	1c	0
d	Total (add lines 1a, b, and c).	1d	188,978
e	Reduction claimed for blockage or other factors reported on lines 1a and 1c (attach detailed explanation).	1e	0
2	Acquisition indebtedness applicable to line 1 assets.	2	0
3	Subtract line 2 from line 1d.	3	188,978
4	Cash deemed held for charitable activities Enter 1 1/2% of line 3 (for greater amount, see instructions)	4	188,978
5	Net value of noncharitable-use assets. Subtract line 4 from line 3 Enter here and on Part V, line 4	5	0
6	Minimum investment return. Enter 5% of line 5.	6	0

Part XI

Distributable Amount (see instructions) (Section 4942(j)(3) and (j)(5) private operating foundations and certain foreign organizations check here ☒ and do not complete this part.)

1	Minimum investment return from Part X, line 6.	1	
2a	Tax on investment income for 2013 from Part VI, line 5.	2a	
b	Income tax for 2013 (This does not include the tax from Part VI).	2b	
c	Add lines 2a and 2b.	2c	
3	Distributable amount before adjustments Subtract line 2c from line 1.	3	
4	Recoveries of amounts treated as qualifying distributions.	4	
5	Add lines 3 and 4.	5	
6	Deduction from distributable amount (see instructions).	6	
7	Distributable amount as adjusted Subtract line 6 from line 5 Enter here and on Part XIII, line 1.	7	

Part XII

Qualifying Distributions (see instructions)

1	Amounts paid (including administrative expenses) to accomplish charitable, etc , purposes		
a	Expenses, contributions, gifts, etc —total from Part I, column (d), line 26.	1a	1,064,699
b	Program-related investments—total from Part IX-B.	1b	0
2	Amounts paid to acquire assets used (or held for use) directly in carrying out charitable, etc , purposes.	2	1,994,866
3	Amounts set aside for specific charitable projects that satisfy the		
a	Suitability test (prior IRS approval required).	3a	
b	Cash distribution test (attach the required schedule).	3b	
4	Qualifying distributions. Add lines 1a through 3b Enter here and on Part V, line 8, and Part XIII, line 4	4	3,059,565
5	Foundations that qualify under section 4940(e) for the reduced rate of tax on net investment income Enter 1% of Part I, line 27b (see instructions).	5	8
6	Adjusted qualifying distributions. Subtract line 5 from line 4.	6	3,059,557
Note: The amount on line 6 will be used in Part V, column (b), in subsequent years when calculating whether the foundation qualifies for the section 4940(e) reduction of tax in those years			

Part XIII

Undistributed Income (see instructions)

	(a) Corpus	(b) Years prior to 2012	(c) 2012	(d) 2013
1 Distributable amount for 2013 from Part XI, line 7				
2 Undistributed income, if any, as of the end of 2013				
a Enter amount for 2012 only.				
b Total for prior years 20____, 20____, 20____				
3 Excess distributions carryover, if any, to 2013				
a From 2008.				
b From 2009.				
c From 2010.				
d From 2011.				
e From 2012.				
f Total of lines 3a through e.				
4 Qualifying distributions for 2013 from Part XII, line 4 ▶ \$ _____				
a Applied to 2012, but not more than line 2a				
b Applied to undistributed income of prior years (Election required—see instructions).				
c Treated as distributions out of corpus (Election required—see instructions).				
d Applied to 2013 distributable amount.				
e Remaining amount distributed out of corpus				
5 Excess distributions carryover applied to 2013 (If an amount appears in column (d), the same amount must be shown in column (a).)				
6 Enter the net total of each column as indicated below:				
a Corpus Add lines 3f, 4c, and 4e Subtract line 5				
b Prior years' undistributed income Subtract line 4b from line 2b.				
c Enter the amount of prior years' undistributed income for which a notice of deficiency has been issued, or on which the section 4942(a) tax has been previously assessed.				
d Subtract line 6c from line 6b Taxable amount—see instructions				
e Undistributed income for 2012 Subtract line 4a from line 2a Taxable amount—see instructions				
f Undistributed income for 2013 Subtract lines 4d and 5 from line 1 This amount must be distributed in 2014				
7 Amounts treated as distributions out of corpus to satisfy requirements imposed by section 170(b)(1)(F) or 4942(g)(3) (see instructions).				
8 Excess distributions carryover from 2008 not applied on line 5 or line 7 (see instructions). . .				
9 Excess distributions carryover to 2014. Subtract lines 7 and 8 from line 6a				
10 Analysis of line 9				
a Excess from 2009. . . .				
b Excess from 2010. . . .				
c Excess from 2011. . . .				
d Excess from 2012. . . .				
e Excess from 2013. . . .				

Part XIV

Private Operating Foundations (see instructions and Part VII-A, question 9)

1a

If the foundation has received a ruling or determination letter that it is a private operating foundation, and the ruling is effective for 2013, enter the date of the ruling.

2011-06-06

b

Check box to indicate whether the organization is a private operating foundation described in section 4942(j)(3) or 4942(j)(5)

☒ 4942(j)(3) or ☐ 4942(j)(5)

2a	Enter the lesser of the adjusted net income from Part I or the minimum investment return from Part X for each year listed	Tax year	Prior 3 years			(e) Total
		(a) 2013	(b) 2012	(c) 2011	(d) 2010	
		0	0	2,953	0	2,953
b	85% of line 2a	0	0	2,510	0	2,510
c	Qualifying distributions from Part XII, line 4 for each year listed	3,059,565	5,021,237	3,769,136	0	11,849,938
d	Amounts included in line 2c not used directly for active conduct of exempt activities	0	39,655	39,200	0	78,855
e	Qualifying distributions made directly for active conduct of exempt activities. Subtract line 2d from line 2c	3,059,565	4,981,582	3,729,936	0	11,771,083
3	Complete 3a, b, or c for the alternative test relied upon					
a	"Assets" alternative test—enter					
	(1) Value of all assets					0
	(2) Value of assets qualifying under section 4942(j)(3)(B)(i)					0
b	"Endowment" alternative test— enter 2/3 of minimum investment return shown in Part X, line 6 for each year listed.	0	395	10,348	0	10,743
c	"Support" alternative test—enter					
	(1) Total support other than gross investment income (interest, dividends, rents, payments on securities loans (section 512(a)(5)), or royalties)					0
	(2) Support from general public and 5 or more exempt organizations as provided in section 4942(j)(3)(B)(iii).					0
	(3) Largest amount of support from an exempt organization					0
	(4) Gross investment income					0

Part XV

Supplementary Information (Complete this part only if the organization had \$5,000 or more in assets at any time during the year—see instructions.)

1

Information Regarding Foundation Managers:

a

List any managers of the foundation who have contributed more than 2% of the total contributions received by the foundation before the close of any tax year (but only if they have contributed more than \$5,000) (See section 507(d)(2))

NANCY W LAURIE

b

List any managers of the foundation who own 10% or more of the stock of a corporation (or an equally large portion of the ownership of a partnership or other entity) of which the foundation has a 10% or greater interest

2

Information Regarding Contribution, Grant, Gift, Loan, Scholarship, etc., Programs:

Check here ☒ if the foundation only makes contributions to preselected charitable organizations and does not accept unsolicited requests for funds. If the foundation makes gifts, grants, etc. (see instructions) to individuals or organizations under other conditions, complete items 2a, b, c, and d

a

The name, address, and telephone number of the person to whom applications should be addressed

b

The form in which applications should be submitted and information and materials they should include

c



Any submission deadlines

d

Any restrictions or limitations on awards, such as by geographical areas, charitable fields, kinds of institutions, or other factors

Part XV **Supplementary Information** (continued)

3 Grants and Contributions Paid During the Year or Approved for Future Payment

Recipient	If recipient is an individual, show any relationship to any foundation manager or substantial contributor	Foundation status of recipient	Purpose of grant or contribution	Amount
Name and address (home or business)				
a <i>Paid during the year</i> COYOTE HILL CHILDREN'S HOME 9501 COYOTE HILL ROAD HARRISBURG,MO 65256		PC	2013 RECITAL TICKET SALES PROCEEDS	9,689
GRANNY'S HOUSE 302 TRINITY PLACE COLUMBIA,MO 65203		PC	2013 RECITAL TICKET SALES PROCEEDS	9,689
CENTRAL MISSOURI DREAM FACTORY 120 WEST BROADWAY STE 300 LOUISVILLE,KY 40202		PC	2013 RECITAL TICKET SALES PROCEEDS	9,689
SCHOLARSHIPS PROVIDED TO 20 INDIVID 302 CAMPUSVIEW DRIVE STE 108 COLUMBIA,MO 65201	NONE		SCHOLARSHIPS FOR SUMMER AND COLLEGE DANCE PROGRAMS	74,850
Total			 3a	103,917
b <i>Approved for future payment</i>				
Total			 3b	0

Enter gross amounts unless otherwise indicated

Part XVI-B Relationship of Activities to the Accomplishment of Exempt Purposes

Form **990-PF** (2013)

<div>Schedule B</div> <div>(Form 990, 990-EZ, or 990-PF)</div> <div>Department of the Treasury Internal Revenue Service</div>	<div>Schedule of Contributors</div> <div>▶ Attach to Form 990, 990-EZ, or 990-PF.</div> <div>▶ Information about Schedule B (Form 990, 990-EZ, or 990-PF) and its instructions is at www.irs.gov/form990.</div>	<div>OMB No 1545-0047</div> <div>2013</div>
---	--	---

<div>Name of the organization</div> <div>LAURIE FOUNDATION FOR THE PERFORMING ARTS INC</div>	<div>Employer identification number</div> <div>27-3493939</div>
--	---

Organization type (check one)

Filers of:	Section:
Form 990 or 990-EZ	<div><input type="checkbox"/> 501(c)() (enter number) organization</div> <div><input type="checkbox"/> 4947(a)(1) nonexempt charitable trust not treated as a private foundation</div> <div><input type="checkbox"/> 527 political organization</div>
Form 990-PF	<div><input checked="" type="checkbox"/> 501(c)(3) exempt private foundation</div> <div><input type="checkbox"/> 4947(a)(1) nonexempt charitable trust treated as a private foundation</div> <div><input type="checkbox"/> 501(c)(3) taxable private foundation</div>

Check if your organization is covered by the **General Rule** or a **Special Rule**.
Note. Only a section 501(c)(7), (8), or (10) organization can check boxes for both the General Rule and a Special Rule. See instructions.

General Rule

☒ For an organization filing Form 990, 990-EZ, or 990-PF that received, during the year, \$5,000 or more (in money or property) from any one contributor. Complete Parts I and II.

Special Rules

- ☐ For a section 501(c)(3) organization filing Form 990 or 990-EZ that met the 33¹/₃% support test of the regulations under sections 509(a)(1) and 170(b)(1)(A)(vi) and received from any one contributor, during the year, a contribution of the greater of **(1)** \$5,000 or **(2)** 2% of the amount on (i) Form 990, Part VIII, line 1h, or (ii) Form 990-EZ, line 1. Complete Parts I and II.
- ☐ For a section 501(c)(7), (8), or (10) organization filing Form 990 or 990-EZ that received from any one contributor, during the year, total contributions of more than \$1,000 for use *exclusively* for religious, charitable, scientific, literary, or educational purposes, or for the prevention of cruelty to children or animals. Complete Parts I, II, and III.
- ☐ For a section 501(c)(7), (8), or (10) organization filing Form 990 or 990-EZ that received from any one contributor, during the year, contributions for use *exclusively* for religious, charitable, etc., purposes, but these contributions did not total more than \$1,000. If this box is checked, enter here the total contributions that were received during the year for an *exclusively* religious, charitable, etc., purpose. Do not complete any of the parts unless the **General Rule** applies to this organization because it received *nonexclusively* religious, charitable, etc., contributions of \$5,000 or more during the year. ▶ \$ _____

Caution. An organization that is not covered by the General Rule and/or the Special Rules does not file Schedule B (Form 990, 990-EZ, or 990-PF), but it **must** answer “No” on Part IV, line 2, of its Form 990, or check the box on line H of its Form 990-EZ or on its Form 990PF, Part I, line 2, to certify that it does not meet the filing requirements of Schedule B (Form 990, 990-EZ, or 990-PF).

Name of organization LAURIE FOUNDATION FOR THE PERFORMING ARTS INC	Employer identification number 27-3493939
--	---

Part I	Contributors (see instructions) Use duplicate copies of Part I if additional space is needed		
(a) No.	(b) Name, address, and ZIP + 4	(c) Total contributions	(d) Type of contribution
<u>1</u>	NANCY W LAURIE 302 CAMPUSVIEW DRIVE STE 108 COLUMBIA, MO 65201	\$ 1,000,000	Person <input checked="" type="checkbox"/> Payroll <input type="checkbox"/> Noncash <input type="checkbox"/> (Complete Part II for noncash contributions)
<u>2</u>	NANCY LAURIE 2002 ASSOCIATES LLC 302 CAMPUSVIEW DRIVE STE 108 COLUMBIA, MO 65201	\$ 2,135,000	Person <input checked="" type="checkbox"/> Payroll <input type="checkbox"/> Noncash <input type="checkbox"/> (Complete Part II for noncash contributions)
<u>3</u>	NWL REAL ESTATE 302 CAMPUSVIEW DRIVE STE 108 COLUMBIA, MO 65201	\$ 2,400,000	Person <input type="checkbox"/> Payroll <input type="checkbox"/> Noncash <input checked="" type="checkbox"/> (Complete Part II for noncash contributions)
<u>4</u>	COMMUNITY FOUNDATION OF CENTRAL MIS 1 SOUTH SEVENTH STREET PO BOX 6015 COLUMBIA, MO 65205	\$ 42,549	Person <input checked="" type="checkbox"/> Payroll <input type="checkbox"/> Noncash <input type="checkbox"/> (Complete Part II for noncash contributions)
<u> </u>	 	\$ 	Person <input type="checkbox"/> Payroll <input type="checkbox"/> Noncash <input type="checkbox"/> (Complete Part II for noncash contributions)
<u> </u>	 	\$ 	Person <input type="checkbox"/> Payroll <input type="checkbox"/> Noncash <input type="checkbox"/> (Complete Part II for noncash contributions)

Employer identification number
27-3493939

[illegible]

Name of organization LAURIE FOUNDATION FOR THE PERFORMING ARTS INC	Employer identification number 27-3493939
--	---

Part III

Exclusively religious, charitable, etc., individual contributions to section 501(c)(7), (8), or (10) organizations that total more than \$1,000 for the year. Complete columns (a) through (e) and the following line entry

For organizations completing Part III, enter the total of *exclusively* religious, charitable, etc , contributions of **\$1,000 or less** for the year (Enter this information once See instructions) ▶ \$

Use duplicate copies of Part III if additional space is needed

(a) No. from Part I	(b) Purpose of gift	(c) Use of gift	(d) Description of how gift is held
—	<div></div> <div></div> <div></div>	<div></div> <div></div> <div></div>	<div></div> <div></div> <div></div>
	(e) Transfer of gift		
	Transferee's name, address, and ZIP 4		Relationship of transferor to transferee
<div></div> <div></div>		<div></div> <div></div> <div></div>	

(a) No. from Part I	(b) Purpose of gift	(c) Use of gift	(d) Description of how gift is held
—	<div></div> <div></div> <div></div>	<div></div> <div></div> <div></div>	<div></div> <div></div> <div></div>
	(e) Transfer of gift		
	Transferee's name, address, and ZIP 4		Relationship of transferor to transferee
<div></div> <div></div>		<div></div> <div></div> <div></div>	

(a) No. from Part I	(b) Purpose of gift	(c) Use of gift	(d) Description of how gift is held
—	<div></div> <div></div> <div></div>	<div></div> <div></div> <div></div>	<div></div> <div></div> <div></div>
	(e) Transfer of gift		
	Transferee's name, address, and ZIP 4		Relationship of transferor to transferee
<div></div> <div></div>		<div></div> <div></div> <div></div>	

(a) No. from Part I	(b) Purpose of gift	(c) Use of gift	(d) Description of how gift is held
—	<div></div> <div></div> <div></div>	<div></div> <div></div> <div></div>	<div></div> <div></div> <div></div>
	(e) Transfer of gift		
	Transferee's name, address, and ZIP 4		Relationship of transferor to transferee
<div></div> <div></div>		<div></div> <div></div> <div></div>	

Form **4562**

Department of the Treasury
Internal Revenue Service (99)

Depreciation and Amortization
(Including Information on Listed Property)

▶ See separate instructions. ▶ Attach to your tax return.

OMB No 1545-0172

2013

Attachment
Sequence No **179**

Name(s) shown on return LAURIE FOUNDATION FOR THE PERFORMING ARTS INC	Business or activity to which this form relates FORM 990-PF PAGE 1	Identifying number 27-3493939
---	---	---

Part I Election To Expense Certain Property Under Section 179

Note: If you have any listed property, complete Part V before you complete Part I.

1	Maximum amount (see instructions)	1	500,000
2	Total cost of section 179 property placed in service (see instructions)	2	
3	Threshold cost of section 179 property before reduction in limitation (see instructions)	3	2,000,000
4	Reduction in limitation Subtract line 3 from line 2 If zero or less, enter -0-	4	
5	Dollar limitation for tax year Subtract line 4 from line 1 If zero or less, enter -0- If married filing separately, see instructions	5	

6	(a) Description of property	(b) Cost (business use only)	(c) Elected cost	
7	Listed property Enter the amount from line 29	7		
8	Total elected cost of section 179 property Add amounts in column (c), lines 6 and 7	8		
9	Tentative deduction Enter the smaller of line 5 or line 8	9		
10	Carryover of disallowed deduction from line 13 of your 2012 Form 4562	10		
11	Business income limitation Enter the smaller of business income (not less than zero) or line 5 (see instructions)	11		
12	Section 179 expense deduction Add lines 9 and 10, but do not enter more than line 11	12		
13	Carryover of disallowed deduction to 2014 Add lines 9 and 10, less line 12	13		

Note: Do not use Part II or Part III below for listed property. Instead, use Part V.

Part II Special Depreciation Allowance and Other Depreciation (Do not include listed property) (See instructions)

14	Special depreciation allowance for qualified property (other than listed property) placed in service during the tax year (see instructions)	14	618
15	Property subject to section 168(f)(1) election	15	
16	Other depreciation (including ACRS)	16	

Part III MACRS Depreciation (Do not include listed property.) (See instructions.)

Section A			
17	MACRS deductions for assets placed in service in tax years beginning before 2013	17	69,402
18	If you are electing to group any assets placed in service during the tax year into one or more general asset accounts, check here		

Section B—Assets Placed in Service During 2013 Tax Year Using the General Depreciation System

(a) Classification of property	(b) Month and year placed in service	(c) Basis for depreciation (business/investment use only—see instructions)	(d) Recovery period	(e) Convention	(f) Method	(g) Depreciation deduction
19a 3-year property						
b 5-year property						
c 7-year property		617	7 0	HY	200 DB	88
d 10-year property						
e 15-year property						
f 20-year property						
g 25-year property			25 yrs		S/L	
h Residential rental property	2013-08	212,707	27 5 yrs	MM	S/L	2,901
			27 5 yrs	MM	S/L	
i Nonresidential real property	2013-07	1,274,000	39 yrs	MM	S/L	14,995
			39 yrs	MM	S/L	

Section C—Assets Placed in Service During 2013 Tax Year Using the Alternative Depreciation System

20a Class life					S/L	
b 12-year			12 yrs		S/L	
c 40-year			40 yrs	MM	S/L	

Part IV Summary (see instructions.)

21	Listed property Enter amount from line 28	21	
22	Total. Add amounts from line 12, lines 14 through 17, lines 19 and 20 in column (g), and line 21 Enter here and on the appropriate lines of your return Partnerships and S corporations—see instructions	22	88,004
23	For assets shown above and placed in service during the current year, enter the portion of the basis attributable to section 263A costs	23	

Part V

Listed Property (Include automobiles, certain other vehicles, certain computers, and property used for entertainment, recreation, or amusement.)
Note: For any vehicle for which you are using the standard mileage rate or deducting lease expense, complete **only** 24a, 24b, columns (a) through (c) of Section A, all of Section B, and Section C if applicable.

Section A—Depreciation and Other Information (Caution: See the instructions for limits for passenger automobiles.)

24a Do you have evidence to support the business/investment use claimed? <input type="checkbox"/> Yes <input type="checkbox"/> No						24b If "Yes," is the evidence written? <input type="checkbox"/> Yes <input type="checkbox"/> No		
(a) Type of property (list vehicles first)	(b) Date placed in service	(c) Business/ investment use percentage	(d) Cost or other basis	(e) Basis for depreciation (business/investment use only)	(f) Recovery period	(g) Method/ Convention	(h) Depreciation/ deduction	(i) Elected section 179 cost
25Special depreciation allowance for qualified listed property placed in service during the tax year and used more than 50% in a qualified business use (see instructions)							25	
26 Property used more than 50% in a qualified business use								
		%						
		%						
		%						
27 Property used 50% or less in a qualified business use								
		%				S/L -		
		%				S/L -		
		%				S/L -		
28 Add amounts in column (h), lines 25 through 27 Enter here and on line 21, page 1						28		
29 Add amounts in column (i), line 26 Enter here and on line 7, page 1							29	

Section B—Information on Use of Vehicles

Complete this section for vehicles used by a sole proprietor, partner, or other "more than 5% owner," or related person
If you provided vehicles to your employees, first answer the questions in Section C to see if you meet an exception to completing this section for those vehicles

30 Total business/investment miles driven during the year (do not include commuting miles)	(a) Vehicle 1		(b) Vehicle 2		(c) Vehicle 3		(d) Vehicle 4		(e) Vehicle 5		(f) Vehicle 6	
31 Total commuting miles driven during the year												
32 Total other personal(noncommuting) miles driven												
33 Total miles driven during the year Add lines 30 through 32												
34 Was the vehicle available for personal use during off-duty hours?	Yes	No	Yes	No	Yes	No	Yes	No	Yes	No	Yes	No
35 Was the vehicle used primarily by a more than 5% owner or related person?												
36 Is another vehicle available for personal use?												

Section C—Questions for Employers Who Provide Vehicles for Use by Their Employees

Answer these questions to determine if you meet an exception to completing Section B for vehicles used by employees who are not more than 5% owners or related persons (see instructions)

37 Do you maintain a written policy statement that prohibits all personal use of vehicles, including commuting, by your employees?	Yes	No
38 Do you maintain a written policy statement that prohibits personal use of vehicles, except commuting, by your employees? See the instructions for vehicles used by corporate officers, directors, or 1% or more owners		
39 Do you treat all use of vehicles by employees as personal use?		
40 Do you provide more than five vehicles to your employees, obtain information from your employees about the use of vehicles, and retain the information received?		
41 Do you meet the requirements concerning qualified automobile demonstration use? (See instructions)		
Note: If your answer to 37, 38, 39, 40, or 41 is "Yes," do not complete Section B for the covered vehicles		

Part VI Amortization

(a) Description of costs	(b) Date amortization begins	(c) Amortizable amount	(d) Code section	(e) Amortization period or percentage	(f) Amortization for this year
42 Amortization of costs that begins during your 2013 tax year (see instructions)					
43 Amortization of costs that began before your 2013 tax year				43	
44 Total. Add amounts in column (f) See the instructions for where to report				44	

TY 2013 Accounting Fees Schedule

Name: LAURIE FOUNDATION FOR THE PERFORMING ARTS INC

EIN: 27-3493939

Category	Amount	Net Investment Income	Adjusted Net Income	Disbursements for Charitable Purposes
ACCOUNTING FEES	32,500	0	16,250	16,250

TY 2013 Cash Deemed Charitable Explanation Statement

Name: LAURIE FOUNDATION FOR THE PERFORMING ARTS INC

EIN: 27-3493939

Explanation: DUE TO THE NATURE OF THE PRIVATE OPERATING FOUNDATION'S PURPOSE, LARGE CASH BALANCES ON HAND ARE REQUIRED TO MEET THE DAILY REQUIREMENTS OF THE FOUNDATION AND TO ENSURE SUCCESSFUL OPERATIONS IN CARRYING OUT ITS CHARITABLE PURPOSE. THEREFORE, ALL CASH BALANCES ARE DEEMED HELD FOR CHARITABLE ACTIVITIES.

Note: To capture the full content of this document, please select landscape mode (11" x 8.5") when printing.

TY 2013 Depreciation Schedule

Name: LAURIE FOUNDATION FOR THE PERFORMING ARTS INC
EIN: 27-3493939

Description of Property	Date Acquired	Cost or Other Basis	Prior Years' Depreciation	Computation Method	Rate / Life (# of years)	Current Year's Depreciation Expense	Net Investment Income	Adjusted Net Income	Cost of Goods Sold Not Included
MFD-2 MAROON CHAIRS	2011-01-01	200	78	200DB	7 0000000000000	35	0	29	
MFD-28 ROLLING STOOLS	2011-01-01	840	326	200DB	7 0000000000000	147	0	120	
MFD-2 BAR HGT CHAIRS	2011-01-01	60	24	200DB	7 0000000000000	10	0	9	
MFD-7 WOOD TABLES	2011-01-01	140	54	200DB	7 0000000000000	24	0	20	
MFD-6 PLASTIC TABLES	2011-01-01	120	46	200DB	7 0000000000000	21	0	17	
MFD-METAL TABLE	2011-01-01	50	19	200DB	7 0000000000000	9	0	7	
MFD-SHOP TABLE	2011-01-01	75	29	200DB	7 0000000000000	13	0	11	
MFD-7 BOX FANS	2011-01-01	35	14	200DB	7 0000000000000	6	0	5	
MFD-3 ROUND TABLES	2011-01-01	135	52	200DB	7 0000000000000	24	0	19	
MFD-11 CHAIRS-BROWN	2011-01-01	330	128	200DB	7 0000000000000	58	0	47	
MFD-1 STOOL	2011-01-01	100	38	200DB	7 0000000000000	17	0	14	
MFD-8 LEATHER GRAY CHAIRS	2011-01-01	1,200	465	200DB	7 0000000000000	210	0	171	
MFD-2 GLASS TABLES	2011-01-01	300	116	200DB	7 0000000000000	52	0	43	
MFD-3 PIANO	2011-01-01	225	87	200DB	7 0000000000000	39	0	32	
MFD-2 LG TREES IN POTS	2011-01-01	400	155	200DB	7 0000000000000	70	0	57	
MFD-COUCH	2011-01-01	400	155	200DB	7 0000000000000	70	0	57	
MFD-2 CHAIRS	2011-01-01	200	78	200DB	7 0000000000000	35	0	29	
MFD-COFFEE TABLE	2011-01-01	100	38	200DB	7 0000000000000	17	0	14	
OF-10 ROLLING CHAIRS	2011-01-01	300	116	200DB	7 0000000000000	52	0	43	
OF-LEATHER OFF CHAIR	2011-01-01	40	16	200DB	7 0000000000000	7	0	6	

Description of Property	Date Acquired	Cost or Other Basis	Prior Years' Depreciation	Computation Method	Rate / Life (# of years)	Current Year's Depreciation Expense	Net Investment Income	Adjusted Net Income	Cost of Goods Sold Not Included
OF-OFFICE CHAIRS	2011-01-01	350	136	200DB	7 0000000000000	61	0	50	
OF-WOOD DESK	2011-01-01	150	58	200DB	7 0000000000000	26	0	21	
OF-FILE CABINET	2011-01-01	80	31	200DB	7 0000000000000	14	0	11	
MFD-4 WOOD BENCH	2011-01-01	400	155	200DB	7 0000000000000	70	0	57	
MFD-2 END TABLES	2011-01-01	100	38	200DB	7 0000000000000	17	0	14	
MFD-2 TREES IN POTS	2011-01-01	100	38	200DB	7 0000000000000	17	0	14	
MFD-7 LG FRAMED PICTURES	2011-01-01	280	109	200DB	7 0000000000000	49	0	40	
MFD-LARGE EASLE	2011-01-01	15	6	200DB	7 0000000000000	3	0	2	
MFD-BOX/ARTWORK	2011-01-01	100	38	200DB	7 0000000000000	17	0	14	
OF-OFFICE CHAIRS	2011-01-01	600	233	200DB	7 0000000000000	105	0	86	
OF-LEATHER OFF CHAIRS	2011-01-01	50	19	200DB	7 0000000000000	9	0	7	
OF-METAL FILE CABINET	2011-01-01	375	146	200DB	7 0000000000000	66	0	54	
OF-FILE CABINET	2011-01-01	65	25	200DB	7 0000000000000	11	0	9	
OF-LG RECEPTION DESK	2011-01-01	1,500	581	200DB	7 0000000000000	262	0	214	
OF-DESK TABLE	2011-01-01	40	16	200DB	7 0000000000000	7	0	6	
OF-SM DESK TABLE	2011-01-01	30	11	200DB	7 0000000000000	5	0	4	
OF-DESK METAL/GLASS	2011-01-01	125	49	200DB	7 0000000000000	22	0	18	
OF-WOOD/LAM DESKS	2011-01-01	900	349	200DB	7 0000000000000	157	0	129	
OF-CONFERENCE TABLE	2011-01-01	4,325	1,677	200DB	7 0000000000000	756	0	618	
OF-6 CONF CHAIRS	2011-01-01	4,889	1,896	200DB	7 0000000000000	855	0	698	

Description of Property	Date Acquired	Cost or Other Basis	Prior Years' Depreciation	Computation Method	Rate / Life (# of years)	Current Year's Depreciation Expense	Net Investment Income	Adjusted Net Income	Cost of Goods Sold Not Included
OF-DESK	2011-01-01	3,017	1,170	200DB	7 0000000000000	528	0	431	
OF-DESK CHAIRS	2011-01-01	2,089	811	200DB	7 0000000000000	365	0	298	
OF-DECORATIVE TABLE	2011-01-01	1,844	716	200DB	7 0000000000000	323	0	263	
OF-PICTURE/ARTWORK	2011-01-01	1,576	611	200DB	7 0000000000000	276	0	225	
OF-LAMP	2011-01-01	260	101	200DB	7 0000000000000	45	0	37	
OE-PRINTER-HP	2011-01-01	20	10	200DB	5 0000000000000	4	0	4	
OE-PAPER SHREDDER	2011-01-01	10	5	200DB	5 0000000000000	2	0	2	
OE-COPIER-KYOCERA	2011-01-01	500	260	200DB	5 0000000000000	96	0	100	
OE-FLATSCREEN	2011-01-01	400	208	200DB	5 0000000000000	77	0	80	
OE-TOWER-DELL	2011-01-01	1,100	572	200DB	5 0000000000000	211	0	220	
OE-MONITOR	2011-01-01	100	52	200DB	5 0000000000000	19	0	20	
OE-COPIER-LEXMARK	2011-01-01	50	26	200DB	5 0000000000000	10	0	10	
OE-PRINTER-CANNON	2011-01-01	60	31	200DB	5 0000000000000	12	0	12	
OE-FLATSCREEN MONITOR	2011-01-01	40	21	200DB	5 0000000000000	8	0	8	
OE-PHONE SYSTEM	2011-01-01	5,000	2,600	200DB	5 0000000000000	960	0	1,000	
OE-LAPTOP-DELL	2011-01-01	600	312	200DB	5 0000000000000	115	0	120	
OE-MONITOR-DELL	2011-01-01	180	94	200DB	5 0000000000000	35	0	36	
OE-PRINTER-HP	2011-01-01	150	78	200DB	5 0000000000000	29	0	30	
OE-PRINTER	2011-01-01	100	52	200DB	5 0000000000000	19	0	20	
OE-LAPTOP-TOSHIBA	2011-01-01	560	291	200DB	5 0000000000000	108	0	112	

Description of Property	Date Acquired	Cost or Other Basis	Prior Years' Depreciation	Computation Method	Rate / Life (# of years)	Current Year's Depreciation Expense	Net Investment Income	Adjusted Net Income	Cost of Goods Sold Not Included
OE-LAPTOP-TOSHIBA	2011-01-01	400	208	200DB	5 0000000000000	77	0	80	
OE-LAPTOP-TOSHIBA	2011-01-01	480	250	200DB	5 0000000000000	92	0	96	
OE-COMPUTER-DELL	2011-01-01	600	312	200DB	5 0000000000000	115	0	120	
OE-4 IPOD NANOS	2011-01-01	400	208	200DB	5 0000000000000	77	0	80	
OE-VIDEO CAMERA	2011-01-01	350	182	200DB	5 0000000000000	67	0	70	
OE-DIGITAL CAMERA	2011-01-01	140	73	200DB	5 0000000000000	27	0	28	
PIANO-KAWAI	2011-01-01	2,495	968	200DB	7 0000000000000	436	0	356	
PIANO-BLK CHANG	2011-01-01	1,895	735	200DB	7 0000000000000	331	0	271	
SD-DANCE BARS 9	2011-01-01	900	349	200DB	7 0000000000000	157	0	129	
SD-PROP CHAIR	2011-01-01	50	19	200DB	7 0000000000000	9	0	7	
SD-STAGE SCAFFOLDING	2011-01-01	50	19	200DB	7 0000000000000	9	0	7	
SD-4 WOOD BENCH-BLK	2011-01-01	100	38	200DB	7 0000000000000	17	0	14	
SD-WARDROBE BOXES	2011-01-01	3,500	1,357	200DB	7 0000000000000	612	0	500	
SD-HAMPERS	2011-01-01	500	193	200DB	7 0000000000000	87	0	71	
CE-CLOTHING RACKS	2011-01-01	140	54	200DB	7 0000000000000	24	0	20	
CE-METAL SHELVES	2011-01-01	210	81	200DB	7 0000000000000	37	0	30	
CE-ADULT MANNEQUIN	2011-01-01	600	233	200DB	7 0000000000000	105	0	86	
CE-MANNEQUIN	2011-01-01	200	78	200DB	7 0000000000000	35	0	29	
CE-ROLLING CART	2011-01-01	20	8	200DB	7 0000000000000	4	0	3	
CE-SEW MAC-SINGER	2011-01-01	200	78	200DB	7 0000000000000	35	0	29	

Description of Property	Date Acquired	Cost or Other Basis	Prior Years' Depreciation	Computation Method	Rate / Life (# of years)	Current Year's Depreciation Expense	Net Investment Income	Adjusted Net Income	Cost of Goods Sold Not Included
CE-SEW MAC-TACSEW	2011-01-01	400	155	200DB	7 0000000000000	70	0	57	
CE-SEW MACHINE 2	2011-01-01	200	78	200DB	7 0000000000000	35	0	29	
CE-SEW MACHINE 2	2011-01-01	200	78	200DB	7 0000000000000	35	0	29	
CE-IRON/BOARD	2011-01-01	20	8	200DB	7 0000000000000	4	0	3	
A/E-WASHER	2011-01-01	150	58	200DB	7 0000000000000	26	0	21	
A/E-DRYER	2011-01-01	150	58	200DB	7 0000000000000	26	0	21	
A/E-FRIDGE	2011-01-01	300	116	200DB	7 0000000000000	52	0	43	
A/E-MINIFRIDGE	2011-01-01	140	54	200DB	7 0000000000000	24	0	20	
A/E-MICROWAVES 3	2011-01-01	150	58	200DB	7 0000000000000	26	0	21	
A/E-VACUUMS 3	2011-01-01	75	29	200DB	7 0000000000000	13	0	11	
A/E-FLOOR BUFFER	2011-01-01	50	19	200DB	7 0000000000000	9	0	7	
ME- CART DOLLY	2011-01-01	25	10	200DB	7 0000000000000	4	0	4	
ME-GENIE STRADLE	2011-01-01	1,300	504	200DB	7 0000000000000	227	0	186	
ME-PALLET JACK	2011-01-01	1,100	426	200DB	7 0000000000000	192	0	157	
ME-LADDER	2011-01-01	100	38	200DB	7 0000000000000	17	0	14	
ME-LADDER	2011-01-01	100	38	200DB	7 0000000000000	17	0	14	
ME-EXTENSION LADDER	2011-01-01	150	58	200DB	7 0000000000000	26	0	21	
SHED-OLD PROPS	2011-01-01	250	97	200DB	7 0000000000000	44	0	36	
SHED-BALLET BARS	2011-01-01	250	97	200DB	7 0000000000000	44	0	36	
SHED-TABLES/CHAIRS	2011-01-01	250	97	200DB	7 0000000000000	44	0	36	

Description of Property	Date Acquired	Cost or Other Basis	Prior Years' Depreciation	Computation Method	Rate / Life (# of years)	Current Year's Depreciation Expense	Net Investment Income	Adjusted Net Income	Cost of Goods Sold Not Included
SHED-SANTA SLEIGH	2011-01-01	250	97	200DB	7 0000000000000	44	0	36	
LE-MIXING CONSOLE	2011-01-01	3,150	1,221	200DB	7 0000000000000	551	0	450	
LE-LIGHT CTRL CONSLE	2011-01-01	3,000	1,164	200DB	7 0000000000000	525	0	429	
LE-LIGHT CTRL CONSLE	2011-01-01	2,500	969	200DB	7 0000000000000	437	0	357	
LE-CD PLAYER	2011-01-01	100	38	200DB	7 0000000000000	17	0	14	
LE-CD PLAYER/RECORDER	2011-01-01	160	62	200DB	7 0000000000000	28	0	23	
LE-LIGHT INSTRUMENT	2011-01-01	17,100	6,632	200DB	7 0000000000000	2,991	0	2,443	
LE-LIGHT INSTRUMENT	2011-01-01	17,000	6,592	200DB	7 0000000000000	2,973	0	2,429	
LE-LIGHT INSTRUMENT	2011-01-01	1,290	500	200DB	7 0000000000000	226	0	184	
LE-COLOR SCOLLER	2011-01-01	4,800	1,862	200DB	7 0000000000000	840	0	686	
LE-HAZER ULTRATEC	2011-01-01	980	380	200DB	7 0000000000000	171	0	140	
LE-FOGGER 2	2011-01-01	525	204	200DB	7 0000000000000	92	0	75	
LE-SNOW MACHINE	2011-01-01	123	48	200DB	7 0000000000000	22	0	18	
LE-LIGHT INSTRUMENT	2011-01-01	2,560	993	200DB	7 0000000000000	448	0	366	
LE-SIGNAL DIST 2	2011-01-01	240	93	200DB	7 0000000000000	42	0	34	
LE-MIXER	2011-01-01	140	54	200DB	7 0000000000000	24	0	20	
LE-CD PLAYER DENON	2011-01-01	120	46	200DB	7 0000000000000	21	0	17	
LE-CD PLAYER SONY	2011-01-01	40	16	200DB	7 0000000000000	7	0	6	
LE-PWR DISTRIB 4	2011-01-01	800	310	200DB	7 0000000000000	140	0	114	
LE-POWER AMP QSC	2011-01-01	800	310	200DB	7 0000000000000	140	0	114	

Description of Property	Date Acquired	Cost or Other Basis	Prior Years' Depreciation	Computation Method	Rate / Life (# of years)	Current Year's Depreciation Expense	Net Investment Income	Adjusted Net Income	Cost of Goods Sold Not Included
LE-POWER AMP QSC	2011-01-01	1,440	559	200DB	7 0000000000000	252	0	206	
LE-POWER AMP QSC	2011-01-01	440	171	200DB	7 0000000000000	77	0	63	
LE-PWR AMP BRYSTON	2011-01-01	5,600	2,171	200DB	7 0000000000000	979	0	800	
LE-SPEAKER 2	2011-01-01	200	78	200DB	7 0000000000000	35	0	29	
LE-SPEAKERS BUILT	2011-01-01	8,640	3,351	200DB	7 0000000000000	1,511	0	1,234	
LE-STAGE DIMMERS	2011-01-01	2,400	931	200DB	7 0000000000000	420	0	343	
LE-STAGE DIMMERS	2011-01-01	14,000	5,430	200DB	7 0000000000000	2,449	0	2,000	
LE-ARCH DIMMERS	2011-01-01	4,800	1,862	200DB	7 0000000000000	840	0	686	
LE-RIGGING SYSTEM	2011-01-01	18,000	6,980	200DB	7 0000000000000	3,148	0	2,571	
LE-SPEAKERS 2	2011-01-01	680	264	200DB	7 0000000000000	119	0	97	
LE-CD PLAYER	2011-01-01	60	24	200DB	7 0000000000000	10	0	9	
LE-CTRL AMP 3	2011-01-01	2,400	931	200DB	7 0000000000000	420	0	343	
LE-POWER AMP	2011-01-01	200	78	200DB	7 0000000000000	35	0	29	
LE-MULTI PROCESSOR	2011-01-01	1,200	465	200DB	7 0000000000000	210	0	171	
LE-CD PLAYER DENON	2011-01-01	100	38	200DB	7 0000000000000	17	0	14	
LE-CD PLAYER TASCA	2011-01-01	180	70	200DB	7 0000000000000	31	0	26	
LE-CD PLAYER TASCA	2011-01-01	74	29	200DB	7 0000000000000	13	0	11	
LE-SPEAKERS 4	2011-01-01	1,040	404	200DB	7 0000000000000	182	0	149	
LE-SPEAKERS 2	2011-01-01	200	78	200DB	7 0000000000000	35	0	29	
LE-SPEAKERS 2	2011-01-01	3,500	1,357	200DB	7 0000000000000	612	0	500	

Description of Property	Date Acquired	Cost or Other Basis	Prior Years' Depreciation	Computation Method	Rate / Life (# of years)	Current Year's Depreciation Expense	Net Investment Income	Adjusted Net Income	Cost of Goods Sold Not Included
LE-SPEAKERS 2	2011-01-01	2,000	776	200DB	7 0000000000000	350	0	286	
LE-GRAPHIC EQ	2011-01-01	80	31	200DB	7 0000000000000	14	0	11	
LE-GENIE LIFT	2011-01-01	6,000	2,326	200DB	7 0000000000000	1,049	0	857	
LE-DIGITAL MEDIA	2011-01-01	400	155	200DB	7 0000000000000	70	0	57	
LE-CD PLAYER/RECOR	2011-01-01	400	155	200DB	7 0000000000000	70	0	57	
LE-GRAPHIC EQ	2011-01-01	110	43	200DB	7 0000000000000	19	0	16	
LE-INTERCOM BASE	2011-01-01	1,750	679	200DB	7 0000000000000	306	0	250	
LE-INTERCOM SPEAKER	2011-01-01	1,125	437	200DB	7 0000000000000	197	0	161	
LE-INTERCOM HEADSET	2011-01-01	240	93	200DB	7 0000000000000	42	0	34	
LE-INTERCOM HEADSET	2011-01-01	80	31	200DB	7 0000000000000	14	0	11	
LE-INTERCOM HEADSET	2011-01-01	360	139	200DB	7 0000000000000	63	0	51	
LE-INTERCOM BELT	2011-01-01	875	339	200DB	7 0000000000000	153	0	125	
LE-INTERCOM BASE	2011-01-01	2,000	776	200DB	7 0000000000000	350	0	286	
LE-INTERCOM BELT	2011-01-01	1,920	744	200DB	7 0000000000000	336	0	274	
LE-STAGE CURTAINS	2011-01-01	5,600	2,171	200DB	7 0000000000000	979	0	800	
LE-ACCOUSTIC PANELS	2011-01-01	4,000	1,552	200DB	7 0000000000000	700	0	571	
LE-CUSTOM RIGGING	2011-01-01	8,000	3,102	200DB	7 0000000000000	1,399	0	1,143	
LE-DIMMING SYSTEM	2011-01-01	6,000	2,326	200DB	7 0000000000000	1,049	0	857	
LE-TOOL CASES/CUSTOM	2011-01-01	2,000	776	200DB	7 0000000000000	350	0	286	
LE-LABOR/MATERIALS	2011-01-01	75,000	29,086	200DB	7 0000000000000	13,118	0	10,714	

Description of Property	Date Acquired	Cost or Other Basis	Prior Years' Depreciation	Computation Method	Rate / Life (# of years)	Current Year's Depreciation Expense	Net Investment Income	Adjusted Net Income	Cost of Goods Sold Not Included
MFD-FOLDING CHAIRS	2011-03-17	431	168	200DB	7 0000000000000	75	0	62	
MFD-CHAIRS & BEDS	2011-07-18	3,737	1,449	200DB	7 0000000000000	654	0	534	
MFD-TABLE AND SHELVES	2011-07-18	254	98	200DB	7 0000000000000	44	0	36	
MFD-BEDDING & DISHES	2011-08-12	221	86	200DB	7 0000000000000	39	0	32	
MFD-FURNITURE	2011-09-16	3,413	1,324	200DB	7 0000000000000	597	0	488	
MFD-TV/DVD & TABLE	2011-10-18	701	272	200DB	7 0000000000000	123	0	100	
OE-LAPTOP-TOSHIBA	2011-04-18	708	369	200DB	5 0000000000000	136	0	142	
OE-IPOD	2011-10-18	265	138	200DB	5 0000000000000	51	0	53	
SD-SNOW MACHINE	2011-01-17	507	196	200DB	7 0000000000000	89	0	72	
A/E-SEWING MACHINES	2012-02-06	2,600	186	200DB	7 0000000000000	318	0	371	
A/E-WASHING MACHINE 1	2012-08-06	568	41	200DB	7 0000000000000	70	0	81	
A/E-WASHING MACHINE 2	2012-08-06	568	41	200DB	7 0000000000000	70	0	81	
A/E-DRYER	2012-08-06	568	41	200DB	7 0000000000000	70	0	81	
LI-ANNEX BLINDS	2012-09-13	2,466	176	200DB	7 0000000000000	302	0	352	
LE-SOUND SYSTEM & SURGE PROTECTOR	2012-03-01	10,250	732	200DB	7 0000000000000	1,255	0	1,464	
LE-LIGHT BOARD	2012-03-20	42,249	3,019	200DB	7 0000000000000	5,173	0	6,036	
MFD-FRIDGE	2012-01-10	124	9	200DB	7 0000000000000	15	0	18	
MFD-DRAPES	2012-05-17	5,000	357	200DB	7 0000000000000	612	0	714	
MFD-48 YARDS BLACK VINYL	2012-07-19	5,280	377	200DB	7 0000000000000	647	0	754	
MFD-CHAIR REUPHOLSTRY	2012-10-18	5,200	372	200DB	7 0000000000000	637	0	743	

Description of Property	Date Acquired	Cost or Other Basis	Prior Years' Depreciation	Computation Method	Rate / Life (# of years)	Current Year's Depreciation Expense	Net Investment Income	Adjusted Net Income	Cost of Goods Sold Not Included
OE-NOTEBOOK COMPUTER	2012-03-13	604	60	200DB	5 0000000000000	97	0	121	
OE-BATTERY BACKUP TOWER	2012-08-20	759	54	200DB	7 0000000000000	93	0	108	
OE-4 CISCO AIRONET WAP	2012-08-20	1,655	118	200DB	7 0000000000000	203	0	236	
OE-SWITCH 8 PORT GIGABIT	2012-08-20	424	30	200DB	7 0000000000000	52	0	61	
OE-CISCO ASA 5505 FIREWALL	2012-08-20	889	63	200DB	7 0000000000000	109	0	127	
OE-SYNOLOGY DISKLESS 2 BAY NAS SERVER	2012-08-20	376	27	200DB	7 0000000000000	46	0	54	
OE-2 INTERNAL HARD DRIVES	2012-08-20	361	26	200DB	7 0000000000000	44	0	52	
OE-CISCO AIRONET WAP	2012-08-20	482	34	200DB	7 0000000000000	59	0	69	
OE-2 CISCO POE INJECTOR	2012-08-20	336	24	200DB	7 0000000000000	41	0	48	
OF-ANNEX WAITING ROOM BENCHES & CHAIRS	2012-02-23	815	58	200DB	7 0000000000000	100	0	116	
OF-ANNEX WAITING ROOM COUCH	2012-07-26	587	42	200DB	7 0000000000000	72	0	84	
SD-BALLET BARRES	2012-05-31	3,267	233	200DB	7 0000000000000	400	0	467	
BI-STUDIO 3 TIMESTEP FLOORING	2012-05-16	43,873	3,135	200DB	7 0000000000000	5,372	0	6,268	
LE-LIGHTING & TAPE	2013-04-04	1,235		200DB	7 0000000000000	706	0	132	
APARTMENTS	2013-08-01	212,707		SL	27 5000000000000	2,901	0	2,901	
DANCE STUDIO	2014-01-01	1,780,925		SL	39 0000000000000	0	0	0	
100 N CEDAR LAKE RD - BUILDING	2013-07-16	1,274,000		SL	39 0000000000000	14,995	0	14,995	
100 N CEDAR LAKE RD - LAND	2013-07-16	930,000		L		0	0	0	

TY 2013 Land, Etc. Schedule

Name: LAURIE FOUNDATION FOR THE PERFORMING ARTS INC
EIN: 27-3493939

Category / Item	Cost / Other Basis	Accumulated Depreciation	Book Value	End of Year Fair Market Value
MFD-2 MAROON CHAIRS	200	113	87	87
MFD-28 ROLLING STOOLS	840	473	367	367
MFD-2 BAR HGT CHAIRS	60	34	26	26
MFD-7 WOOD TABLES	140	78	62	62
MFD-6 PLASTIC TABLES	120	67	53	53
MFD-METAL TABLE	50	28	22	22
MFD-SHOP TABLE	75	42	33	33
MFD-7 BOX FANS	35	20	15	15
MFD-3 ROUND TABLES	135	76	59	59
MFD-11 CHAIRS-BROWN	330	186	144	144
MFD-1 STOOL	100	55	45	45
MFD-8 LEATHER GRAY CHAIRS	1,200	675	525	525
MFD-2 GLASS TABLES	300	168	132	132
MFD-3 PIANO	225	126	99	99
MFD-2 LG TREES IN POTS	400	225	175	175
MFD-COUCH	400	225	175	175
MFD-2 CHAIRS	200	113	87	87
MFD-COFFEE TABLE	100	55	45	45
OF-10 ROLLING CHAIRS	300	168	132	132
OF-LEATHER OFF CHAIR	40	23	17	17
OF-OFFICE CHAIRS	350	197	153	153
OF-WOOD DESK	150	84	66	66
OF-FILE CABINET	80	45	35	35
MFD-4 WOOD BENCH	400	225	175	175
MFD-2 END TABLES	100	55	45	45
MFD-2 TREES IN POTS	100	55	45	45
MFD-7 LG FRAMED PICTURES	280	158	122	122
MFD-LARGE EASLE	15	9	6	6
MFD-BOX/ARTWORK	100	55	45	45
OF-OFFICE CHAIRS	600	338	262	262

Category / Item	Cost / Other Basis	Accumulated Depreciation	Book Value	End of Year Fair Market Value
OF-LEATHER OFF CHAIRS	50	28	22	22
OF-METAL FILE CABINET	375	212	163	163
OF-FILE CABINET	65	36	29	29
OF-LG RECEPTION DESK	1,500	843	657	657
OF-DESK TABLE	40	23	17	17
OF-SM DESK TABLE	30	16	14	14
OF-DESK METAL/GLASS	125	71	54	54
OF-WOOD/LAM DESKS	900	506	394	394
OF-CONFERENCE TABLE	4,325	2,433	1,892	1,892
OF-6 CONF CHAIRS	4,889	2,751	2,138	2,138
OF-DESK	3,017	1,698	1,319	1,319
OF-DESK CHAIRS	2,089	1,176	913	913
OF-DECORATIVE TABLE	1,844	1,039	805	805
OF-PICTURE/ARTWORK	1,576	887	689	689
OF-LAMP	260	146	114	114
OE-PRINTER-HP	20	14	6	6
OE-PAPER SHREDDER	10	7	3	3
OE-COPIER-KYOCERA	500	356	144	144
OE-FLATSCREEN	400	285	115	115
OE-TOWER-DELL	1,100	783	317	317
OE-MONITOR	100	71	29	29
OE-COPIER-LEXMARK	50	36	14	14
OE-PRINTER-CANNON	60	43	17	17
OE-FLATSCREEN MONITOR	40	29	11	11
OE-PHONE SYSTEM	5,000	3,560	1,440	1,440
OE-LAPTOP-DELL	600	427	173	173
OE-MONITOR-DELL	180	129	51	51
OE-PRINTER-HP	150	107	43	43
OE-PRINTER	100	71	29	29
OE-LAPTOP-TOSHIBA	560	399	161	161

Category / Item	Cost / Other Basis	Accumulated Depreciation	Book Value	End of Year Fair Market Value
OE-LAPTOP-TOSHIBA	400	285	115	115
OE-LAPTOP-TOSHIBA	480	342	138	138
OE-COMPUTER-DELL	600	427	173	173
OE-4 IPOD NANOS	400	285	115	115
OE-VIDEO CAMERA	350	249	101	101
OE-DIGITAL CAMERA	140	100	40	40
PIANO-KAWAI	2,495	1,404	1,091	1,091
PIANO-BLK CHANG	1,895	1,066	829	829
SD-DANCE BARS 9	900	506	394	394
SD-PROP CHAIR	50	28	22	22
SD-STAGE SCAFOLDING	50	28	22	22
SD-4 WOOD BENCH-BLK	100	55	45	45
SD-WARDROBE BOXES	3,500	1,969	1,531	1,531
SD-HAMPERS	500	280	220	220
CE-CLOTHING RACKS	140	78	62	62
CE-METAL SHELVES	210	118	92	92
CE-ADULT MANNEQUIN	600	338	262	262
CE-MANNEQUIN	200	113	87	87
CE-ROLLING CART	20	12	8	8
CE-SEW MAC-SINGER	200	113	87	87
CE-SEW MAC-TACSEW	400	225	175	175
CE-SEW MACHINE 2	200	113	87	87
CE-SEW MACHINE 2	200	113	87	87
CE-IRON/BOARD	20	12	8	8
A/E-WASHER	150	84	66	66
A/E-DRYER	150	84	66	66
A/E-FRIDGE	300	168	132	132
A/E-MINIFRIDGE	140	78	62	62
A/E-MICROWAVES 3	150	84	66	66
A/E-VACUUMS 3	75	42	33	33

Category / Item	Cost / Other Basis	Accumulated Depreciation	Book Value	End of Year Fair Market Value
A/E-FLOOR BUFFER	50	28	22	22
ME- CART DOLLY	25	14	11	11
ME-GENIE STRADLE	1,300	731	569	569
ME-PALLET JACK	1,100	618	482	482
ME-LADDER	100	55	45	45
ME-LADDER	100	55	45	45
ME-EXTENSION LADDER	150	84	66	66
SHED-OLD PROPS	250	141	109	109
SHED-BALLET BARS	250	141	109	109
SHED-TABLES/CHAIRS	250	141	109	109
SHED-SANTA SLEIGH	250	141	109	109
LE-MIXING CONSOLE	3,150	1,772	1,378	1,378
LE-LIGHT CTRL CONSLE	3,000	1,689	1,311	1,311
LE-LIGHT CTRL CONSLE	2,500	1,406	1,094	1,094
LE-CD PLAYER	100	55	45	45
LE-CD PLAYER/RECORDER	160	90	70	70
LE-LIGHT INSTRUMENT	17,100	9,623	7,477	7,477
LE-LIGHT INSTRUMENT	17,000	9,565	7,435	7,435
LE-LIGHT INSTRUMENT	1,290	726	564	564
LE-COLOR SCOLLER	4,800	2,702	2,098	2,098
LE-HAZER ULTRATEC	980	551	429	429
LE-FOGGER 2	525	296	229	229
LE-SNOW MACHINE	123	70	53	53
LE-LIGHT INSTRUMENT	2,560	1,441	1,119	1,119
LE-SIGNAL DIST 2	240	135	105	105
LE-MIXER	140	78	62	62
LE-CD PLAYER DENON	120	67	53	53
LE-CD PLAYER SONY	40	23	17	17
LE-PWR DISTRIB 4	800	450	350	350
LE-POWER AMP QSC	800	450	350	350

Category / Item	Cost / Other Basis	Accumulated Depreciation	Book Value	End of Year Fair Market Value
LE-POWER AMP QSC	1,440	811	629	629
LE-POWER AMP QSC	440	248	192	192
LE-PWR AMP BRYSTON	5,600	3,150	2,450	2,450
LE-SPEAKER 2	200	113	87	87
LE-SPEAKERS BUILT	8,640	4,862	3,778	3,778
LE-STAGE DIMMERS	2,400	1,351	1,049	1,049
LE-STAGE DIMMERS	14,000	7,879	6,121	6,121
LE-ARCH DIMMERS	4,800	2,702	2,098	2,098
LE-RIGGING SYSTEM	18,000	10,128	7,872	7,872
LE-SPEAKERS 2	680	383	297	297
LE-CD PLAYER	60	34	26	26
LE-CTRL AMP 3	2,400	1,351	1,049	1,049
LE-POWER AMP	200	113	87	87
LE-MULTI PROCESSOR	1,200	675	525	525
LE-CD PLAYER DENON	100	55	45	45
LE-CD PLAYER TASCA	180	101	79	79
LE-CD PLAYER TASCA	74	42	32	32
LE-SPEAKERS 4	1,040	586	454	454
LE-SPEAKERS 2	200	113	87	87
LE-SPEAKERS 2	3,500	1,969	1,531	1,531
LE-SPEAKERS 2	2,000	1,126	874	874
LE-GRAPHIC EQ	80	45	35	35
LE-GENIE LIFT	6,000	3,375	2,625	2,625
LE-DIGITAL MEDIA	400	225	175	175
LE-CD PLAYER/RECOR	400	225	175	175
LE-GRAPHIC EQ	110	62	48	48
LE-INTERCOM BASE	1,750	985	765	765
LE-INTERCOM SPEAKER	1,125	634	491	491
LE-INTERCOM HEADSET	240	135	105	105
LE-INTERCOM HEADSET	80	45	35	35

Category / Item	Cost / Other Basis	Accumulated Depreciation	Book Value	End of Year Fair Market Value
LE-INTERCOM HEADSET	360	202	158	158
LE-INTERCOM BELT	875	492	383	383
LE-INTERCOM BASE	2,000	1,126	874	874
LE-INTERCOM BELT	1,920	1,080	840	840
LE-STAGE CURTAINS	5,600	3,150	2,450	2,450
LE-ACCOUSTIC PANELS	4,000	2,252	1,748	1,748
LE-CUSTOM RIGGING	8,000	4,501	3,499	3,499
LE-DIMMING SYSTEM	6,000	3,375	2,625	2,625
LE-TOOL CASES/CUSTOM	2,000	1,126	874	874
LE-LABOR/MATERIALS	75,000	42,204	32,796	32,796
MFD-FOLDING CHAIRS	431	243	188	188
MFD-CHAIRS & BEDS	3,737	2,103	1,634	1,634
MFD-TABLE AND SHELVES	254	142	112	112
MFD-BEDDING & DISHES	221	125	96	96
MFD-FURNITURE	3,413	1,921	1,492	1,492
MFD-TV/DVD & TABLE	701	395	306	306
OE-LAPTOP-TOSHIBA	708	505	203	203
OE-IPOD	265	189	76	76
SD-SNOW MACHINE	507	285	222	222
A/E-SEWING MACHINES	2,600	1,804	796	796
A/E-WASHING MACHINE 1	568	395	173	173
A/E-WASHING MACHINE 2	568	395	173	173
A/E-DRYER	568	395	173	173
LI-ANNEX BLINDS	2,466	1,711	755	755
LE-SOUND SYSTEM & SURGE PROTECTOR	10,250	7,112	3,138	3,138
LE-LIGHT BOARD	42,249	29,317	12,932	12,932
MFD-FRIDGE	124	86	38	38
MFD-DRAPES	5,000	3,469	1,531	1,531
MFD-48 YARDS BLACK VINYL	5,280	3,664	1,616	1,616
MFD-CHAIR REUPHOLSTRY	5,200	3,609	1,591	1,591

Category / Item	Cost / Other Basis	Accumulated Depreciation	Book Value	End of Year Fair Market Value
OE-NOTEBOOK COMPUTER	604	459	145	145
OE-BATTERY BACKUP TOWER	759	527	232	232
OE-4 CISCO AIRONET WAP	1,655	1,149	506	506
OE-SWITCH 8 PORT GIGABIT	424	294	130	130
OE-CISCO ASA 5505 FIREWALL	889	617	272	272
OE-SYNOLOGY DISKLESS 2 BAY NAS SERVER	376	261	115	115
OE-2 INTERNAL HARD DRIVES	361	251	110	110
OE-CISCO AIRONET WAP	482	334	148	148
OE-2 CISCO POE INJECTOR	336	233	103	103
OF-ANNEX WAITING ROOM BENCHES & CHAIRS	815	566	249	249
OF-ANNEX WAITING ROOM COUCH	587	408	179	179
SD-BALLET BARRES	3,267	2,267	1,000	1,000
BI-STUDIO 3 TIMESTEP FLOORING	43,873	30,444	13,429	13,429
LE-LIGHTING & TAPE	1,235	706	529	529
APARTMENTS	212,707	2,901	209,806	209,806
DANCE STUDIO	1,780,925	0	1,780,925	1,780,925
100 N. CEDAR LAKE RD - BUILDING	1,274,000	14,995	1,259,005	1,259,005
100 N. CEDAR LAKE RD - LAND	930,000	0	930,000	930,000

TY 2013 Legal Fees Schedule

Name: LAURIE FOUNDATION FOR THE PERFORMING ARTS INC

EIN: 27-3493939

Category	Amount	Net Investment Income	Adjusted Net Income	Disbursements for Charitable Purposes
LEGAL & APPRAISAL FEES	38,033	0	19,016	19,016

TY 2013 Other Assets Schedule

Name: LAURIE FOUNDATION FOR THE PERFORMING ARTS INC

EIN: 27-3493939

Description	Beginning of Year - Book Value	End of Year - Book Value	End of Year - Fair Market Value
EMPLOYEE ADVANCES	24	0	0
UNDEPOSITED FUNDS	0	1,874	1,874

TY 2013 Other Decreases Schedule

Name: LAURIE FOUNDATION FOR THE PERFORMING ARTS INC

EIN: 27-3493939

Description	Amount
BOOK TO TAX ADJUSTMENT	196,000

TY 2013 Other Expenses Schedule**Name:** LAURIE FOUNDATION FOR THE PERFORMING ARTS INC**EIN:** 27-3493939

Description	Revenue and Expenses per Books	Net Investment Income	Adjusted Net Income	Disbursements for Charitable Purposes
STAGE EQUIPMENT AND SUPPLIES	1,045	0	397	648
COSTUME & DANCEWEAR	88,237	0	33,496	54,742
ADVERTISING	26,421	0	10,030	16,392
OFFICE EXPENSE	4,889	0	1,856	3,033
REPAIRS & MAINTENANCE	32,871	0	12,478	20,393
ENTRY FEES	84,395	0	32,037	52,358
POSTAGE & DELIVERY	4,028	0	1,529	2,499
COMPETITION DVD PRODUCTION	50,232	0	19,069	31,164
COMPUTER SUPPLIES	3,497	0	1,328	2,170
BANK SERVICES	18,978	0	7,204	11,774
MISCELLANEOUS	30,245	0	11,480	18,765

TY 2013 Other Income Schedule**Name:** LAURIE FOUNDATION FOR THE PERFORMING ARTS INC**EIN:** 27-3493939

Description	Revenue And Expenses Per Books	Net Investment Income	Adjusted Net Income
CHOREOGRAPHY INCOME	51,142		51,142
DANCE COMPETITIONS	16,535		16,535
TICKET SALES	83,110		83,110
TUITION & WORKSHOPS	252,291		252,291
MISCELLANEOUS	7,584		7,584

TY 2013 Other Professional Fees Schedule**Name:** LAURIE FOUNDATION FOR THE PERFORMING ARTS INC**EIN:** 27-3493939

Category	Amount	Net Investment Income	Adjusted Net Income	Disbursements for Charitable Purposes
DANCE INSTRUCTOR	77,071	0	38,536	38,536
AUDIO & LIGHT	39,539	0	19,769	19,769
LANDSCAPING	17,225	0	8,612	8,612

TY 2013 Substantial Contributors Schedule

Name: LAURIE FOUNDATION FOR THE PERFORMING ARTS INC

EIN: 27-3493939

Name	Address
NANCY LAURIE 2002 ASSOCIATES LLC	302 CAMPUSVIEW DRIVE STE 108 COLUMBIA,MO 65201

TY 2013 Taxes Schedule

Name: LAURIE FOUNDATION FOR THE PERFORMING ARTS INC

EIN: 27-3493939

Category	Amount	Net Investment Income	Adjusted Net Income	Disbursements for Charitable Purposes
PROPERTY TAX	53,238	0	20,210	33,028