



See a Social Security Number? Say Something!
Report Privacy Problems to <https://public.resource.org/privacy>
Or call the IRS Identity Theft Hotline at 1-800-908-4490



Form

990-PF

Department of the Treasury
Internal Revenue Service

Return of Private Foundation

or Section 4947(a)(1) Trust Treated as Private Foundation

Do not enter Social Security numbers on this form as it may be made public. By law, the IRS cannot redact the information on the form.

Information about Form 990-PF and its instructions is at www.irs.gov/form990pf.

OMB No 1545-0052

2013

Open to Public Inspection

For calendar year 2013, or tax year beginning 01-01-2013 , and ending 12-31-2013

Name of foundation Cerwick Family Foundation		A Employer identification number 26-3879502	
% JOEL CERWICK		B Telephone number (see instructions) (913) 648-6440	
Number and street (or P O box number if mail is not delivered to street address) 9101 Grandview Drive Suite		C If exemption application is pending, check here <input type="checkbox"/>	
Room/suite			
City or town, state or province, country, and ZIP or foreign postal code Overland Park, KS 66212		D 1. Foreign organizations, check here <input type="checkbox"/> 2. Foreign organizations meeting the 85% test, check here and attach computation <input type="checkbox"/>	
G Check all that apply <input type="checkbox"/> Initial return <input type="checkbox"/> Initial return of a former public charity <input type="checkbox"/> Final return <input type="checkbox"/> Amended return <input checked="" type="checkbox"/> Address change <input type="checkbox"/> Name change			
H Check type of organization <input checked="" type="checkbox"/> Section 501(c)(3) exempt private foundation <input type="checkbox"/> Section 4947(a)(1) nonexempt charitable trust <input type="checkbox"/> Other taxable private foundation		E If private foundation status was terminated under section 507(b)(1)(A), check here <input type="checkbox"/>	
I Fair market value of all assets at end of year (from Part II, col. (c), line 16) <input checked="" type="checkbox"/> \$ 2,898,974		F If the foundation is in a 60-month termination under section 507(b)(1)(B), check here <input type="checkbox"/>	
J Accounting method <input checked="" type="checkbox"/> Cash <input type="checkbox"/> Accrual <input type="checkbox"/> Other (specify) _____ (Part I, column (d) must be on cash basis.)			

Part I Analysis of Revenue and Expenses (The total of amounts in columns (b), (c), and (d) may not necessarily equal the amounts in column (a) (see instructions))		(a) Revenue and expenses per books	(b) Net investment income	(c) Adjusted net income	(d) Disbursements for charitable purposes (cash basis only)
Revenue	1 Contributions, gifts, grants, etc , received (attach schedule)	1,500			
	2 Check <input type="checkbox"/> if the foundation is not required to attach Sch B				
	3 Interest on savings and temporary cash investments				
	4 Dividends and interest from securities.	59,797	59,797		
	5a Gross rents				
	b Net rental income or (loss) _____				
	6a Net gain or (loss) from sale of assets not on line 10	76,813			
	b Gross sales price for all assets on line 6a 210,968				
	7 Capital gain net income (from Part IV, line 2) . . .		76,813		
	8 Net short-term capital gain				
	9 Income modifications				
	10a Gross sales less returns and allowances				
Operating and Administrative Expenses	b Less Cost of goods sold				
	c Gross profit or (loss) (attach schedule)				
	11 Other income (attach schedule)				
	12 Total. Add lines 1 through 11	138,110	136,610		
	13 Compensation of officers, directors, trustees, etc	0			
	14 Other employee salaries and wages				
	15 Pension plans, employee benefits				
	16a Legal fees (attach schedule)				
	b Accounting fees (attach schedule)	1,500	750	0	750
	c Other professional fees (attach schedule)	12,583	12,583		
	17 Interest				
	18 Taxes (attach schedule) (see instructions)	1,232			
	19 Depreciation (attach schedule) and depletion . . .				
	20 Occupancy				
	21 Travel, conferences, and meetings				
	22 Printing and publications				
	23 Other expenses (attach schedule)	2,092	1,046		1,046
	24 Total operating and administrative expenses.				
	Add lines 13 through 23	17,407	14,379	0	1,796
	25 Contributions, gifts, grants paid	56,000			56,000
	26 Total expenses and disbursements. Add lines 24 and 25	73,407	14,379	0	57,796
	27 Subtract line 26 from line 12				
	a Excess of revenue over expenses and disbursements	64,703			
	b Net investment income (if negative, enter -0-)		122,231		
	c Adjusted net income (if negative, enter -0-)				

Part II Balance Sheets		Attached schedules and amounts in the description column should be for end-of-year amounts only (See instructions)	Beginning of year	End of year	
			(a) Book Value	(b) Book Value	(c) Fair Market Value
Assets	1	Cash—non-interest-bearing	128	0	0
	2	Savings and temporary cash investments	356,669	131,230	131,230
	3	Accounts receivable ▶ _____ Less allowance for doubtful accounts ▶ _____			
	4	Pledges receivable ▶ _____ Less allowance for doubtful accounts ▶ _____			
	5	Grants receivable			
	6	Receivables due from officers, directors, trustees, and other disqualified persons (attach schedule) (see instructions)			
	7	Other notes and loans receivable (attach schedule) ▶ _____ Less allowance for doubtful accounts ▶ _____			
	8	Inventories for sale or use			
	9	Prepaid expenses and deferred charges			
	10a	Investments—U S and state government obligations (attach schedule)			
	b	Investments—corporate stock (attach schedule)	1,491,390	2,491,752	2,491,752
	c	Investments—corporate bonds (attach schedule).	346,625	275,992	275,992
	11	Investments—land, buildings, and equipment basis ▶ _____ Less accumulated depreciation (attach schedule) ▶ _____			
	12	Investments—mortgage loans			
	13	Investments—other (attach schedule)			
	14	Land, buildings, and equipment basis ▶ _____ Less accumulated depreciation (attach schedule) ▶ _____			
15	Other assets (describe ▶ _____)				
16	Total assets (to be completed by all filers—see the instructions Also, see page 1, item I)	2,194,812	2,898,974	2,898,974	
Liabilities	17	Accounts payable and accrued expenses			
	18	Grants payable			
	19	Deferred revenue			
	20	Loans from officers, directors, trustees, and other disqualified persons			
	21	Mortgages and other notes payable (attach schedule)			
	22	Other liabilities (describe ▶ _____)			
	23	Total liabilities (add lines 17 through 22)		0	
Net Assets or Fund Balances	Foundations that follow SFAS 117, check here ▶ <input type="checkbox"/> and complete lines 24 through 26 and lines 30 and 31.				
	24	Unrestricted			
	25	Temporarily restricted			
	26	Permanently restricted			
	Foundations that do not follow SFAS 117, check here ▶ <input checked="" type="checkbox"/> and complete lines 27 through 31.				
	27	Capital stock, trust principal, or current funds			
	28	Paid-in or capital surplus, or land, bldg , and equipment fund			
	29	Retained earnings, accumulated income, endowment, or other funds	2,194,812	2,898,974	
	30	Total net assets or fund balances (see page 17 of the instructions)	2,194,812	2,898,974	
	31	Total liabilities and net assets/fund balances (see page 17 of the instructions)	2,194,812	2,898,974	

Part III Analysis of Changes in Net Assets or Fund Balances

1	Total net assets or fund balances at beginning of year—Part II, column (a), line 30 (must agree with end-of-year figure reported on prior year’s return)	1	2,194,812
2	Enter amount from Part I, line 27a	2	64,703
3	Other increases not included in line 2 (itemize) ▶ _____	3	639,459
4	Add lines 1, 2, and 3	4	2,898,974
5	Decreases not included in line 2 (itemize) ▶ _____	5	
6	Total net assets or fund balances at end of year (line 4 minus line 5)—Part II, column (b), line 30	6	2,898,974

Part IV Capital Gains and Losses for Tax on Investment Income

(a) List and describe the kind(s) of property sold (e g , real estate, 2-story brick warehouse, or common stock, 200 shs MLC Co)		(b) How acquired P—Purchase D—Donation	(c) Date acquired (mo , day, yr)	(d) Date sold (mo , day, yr)
1a	See Additional Data Table			
b				
c				
d				
e				

(e) Gross sales price	(f) Depreciation allowed (or allowable)	(g) Cost or other basis plus expense of sale	(h) Gain or (loss) (e) plus (f) minus (g)
a See Additional Data Table			
b			
c			
d			
e			

Complete only for assets showing gain in column (h) and owned by the foundation on 12/31/69			(l) Gains (Col (h) gain minus col (k), but not less than -0-) or Losses (from col (h))
(i) F M V as of 12/31/69	(j) Adjusted basis as of 12/31/69	(k) Excess of col (i) over col (j), if any	
a See Additional Data Table			
b			
c			
d			
e			

2	Capital gain net income or (net capital loss)	{ If gain, also enter in Part I, line 7 If (loss), enter -0- in Part I, line 7 }	2	76,813
3	Net short-term capital gain or (loss) as defined in sections 1222(5) and (6) If gain, also enter in Part I, line 8, column (c) (see instructions) If (loss), enter -0- in Part I, line 8		3	

Part V Qualification Under Section 4940(e) for Reduced Tax on Net Investment Income

(For optional use by domestic private foundations subject to the section 4940(a) tax on net investment income)

If section 4940(d)(2) applies, leave this part blank

Was the foundation liable for the section 4942 tax on the distributable amount of any year in the base period? ☐ Yes ☒ No





If "Yes," the foundation does not qualify under section 4940(e) Do not complete this part

1 Enter the appropriate amount in each column for each year, see page 18 of the instructions before making any entries

(a) Base period years Calendar year (or tax year beginning in)	(b) Adjusted qualifying distributions	(c) Net value of noncharitable-use assets	(d) Distribution ratio (col (b) divided by col (c))
2012	59,692	1,805,514	0 033061
2011	54,701	1,606,494	0 03405
2010	71,780	1,484,898	0 04834
2009	56,440	1,425,566	0 039591
2008	0	0	0 0

2	Total of line 1, column (d).	2	0 155042
3	Average distribution ratio for the 5-year base period—divide the total on line 2 by 5, or by the number of years the foundation has been in existence if less than 5 years	3	0 031008
4	Enter the net value of noncharitable-use assets for 2013 from Part X, line 5.	4	2,659,407
5	Multiply line 4 by line 3.	5	82,463
6	Enter 1% of net investment income (1% of Part I, line 27b).	6	1,222
7	Add lines 5 and 6.	7	83,685
8	Enter qualifying distributions from Part XII, line 4. If line 8 is equal to or greater than line 7, check the box in Part VI, line 1b, and complete that part using a 1% tax rate See the Part VI instructions	8	57,796

Part VI Excise Tax Based on Investment Income (Section 4940(a), 4940(b), 4940(e), or 4948—see page 18 of the instructions)					
1a Exempt operating foundations described in section 4940(d)(2), check here <input type="checkbox"/> and enter "N/A" on line 1		1	2,445		
Date of ruling or determination letter _____ (attach copy of letter if necessary—see instructions)					
b Domestic foundations that meet the section 4940(e) requirements in Part V, check here <input type="checkbox"/> and enter 1% of Part I, line 27b		2			
c All other domestic foundations enter 2% of line 27b Exempt foreign organizations enter 4% of Part I, line 12, col (b)					
2 Tax under section 511 (domestic section 4947(a)(1) trusts and taxable foundations only Others enter -0-)				2	
3 Add lines 1 and 2.				3	2,445
4 Subtitle A (income) tax (domestic section 4947(a)(1) trusts and taxable foundations only Others enter -0-)		4			
5 Tax based on investment income. Subtract line 4 from line 3 If zero or less, enter -0-		5	2,445		
6 Credits/Payments		7	1,016		
a 2013 estimated tax payments and 2012 overpayment credited to 2013	6a			1,016	
b Exempt foreign organizations—tax withheld at source	6b				
c Tax paid with application for extension of time to file (Form 8868)	6c				
d Backup withholding erroneously withheld	6d				
7 Total credits and payments Add lines 6a through 6d.		7	1,016		
8 Enter any penalty for underpayment of estimated tax Check here <input type="checkbox"/> if Form 2220 is attached		8			
9 Tax due. If the total of lines 5 and 8 is more than line 7, enter amount owed		9	1,429		
10 Overpayment. If line 7 is more than the total of lines 5 and 8, enter the amount overpaid.		10			
11 Enter the amount of line 10 to be Credited to 2014 estimated tax Refunded		11			

Part VII-A Statements Regarding Activities			
1a During the tax year, did the foundation attempt to influence any national, state, or local legislation or did it participate or intervene in any political campaign? 		Yes	No
	1a		No
	b Did it spend more than \$100 during the year (either directly or indirectly) for political purposes (see page 19 of the instructions for definition)? If the answer is "Yes" to 1a or 1b, attach a detailed description of the activities and copies of any materials published or distributed by the foundation in connection with the activities.		
1b			No
1c			No
c Did the foundation file Form 1120-POL for this year?.			No
d Enter the amount (if any) of tax on political expenditures (section 4955) imposed during the year (1) On the foundation <input type="checkbox"/> \$ _____ (2) On foundation managers <input type="checkbox"/> \$ _____			
e Enter the reimbursement (if any) paid by the foundation during the year for political expenditure tax imposed on foundation managers <input type="checkbox"/> \$ _____			
2 Has the foundation engaged in any activities that have not previously been reported to the IRS? If "Yes," attach a detailed description of the activities.	2		No
3 Has the foundation made any changes, not previously reported to the IRS, in its governing instrument, articles of incorporation, or bylaws, or other similar instruments? If "Yes," attach a conformed copy of the changes 	3		No
4a Did the foundation have unrelated business gross income of \$1,000 or more during the year?.	4a		No
b If "Yes," has it filed a tax return on Form 990-T for this year?.	4b		
5 Was there a liquidation, termination, dissolution, or substantial contraction during the year? If "Yes," attach the statement required by General Instruction T. 	5		No
6 Are the requirements of section 508(e) (relating to sections 4941 through 4945) satisfied either • By language in the governing instrument, or • By state legislation that effectively amends the governing instrument so that no mandatory directions that conflict with the state law remain in the governing instrument?	6		No
7 Did the foundation have at least \$5,000 in assets at any time during the year? If "Yes," complete Part II, col. (c), and Part XV.	7	Yes	
8a Enter the states to which the foundation reports or with which it is registered (see instructions) <input type="checkbox"/> KS _____			
b If the answer is "Yes" to line 7, has the foundation furnished a copy of Form 990-PF to the Attorney General (or designate) of each state as required by General Instruction G? If "No," attach explanation. 	8b		No
9 Is the foundation claiming status as a private operating foundation within the meaning of section 4942(j)(3) or 4942(j)(5) for calendar year 2013 or the taxable year beginning in 2013 (see instructions for Part XIV)? If "Yes," complete Part XIV	9		No
10 Did any persons become substantial contributors during the tax year? If "Yes," attach a schedule listing their names and addresses.	10	Yes	

Part VII-A

Statements Regarding Activities *(continued)*

11	At any time during the year, did the foundation, directly or indirectly, own a controlled entity within the meaning of section 512(b)(13)? If "Yes," attach schedule (see instructions).	11		No
12	Did the foundation make a distribution to a donor advised fund over which the foundation or a disqualified person had advisory privileges? If "Yes," attach statement (see instructions)	12		No
13	Did the foundation comply with the public inspection requirements for its annual returns and exemption application?	13	Yes	
Website address				
14	The books are in care of JOEL CERWICK Telephone no (913) 648-6440 Located at 9101 GRANDVIEW DRIVE OVERLAND PARK KS ZIP +4 66215			
15	Section 4947(a)(1) nonexempt charitable trusts filing Form 990-PF in lieu of Form 1041 —Check here and enter the amount of tax-exempt interest received or accrued during the year.	15		
16	At any time during calendar year 2013, did the foundation have an interest in or a signature or other authority over a bank, securities, or other financial account in a foreign country?	16	Yes	No
See instructions for exceptions and filing requirements for Form TD F 90-22.1 If "Yes", enter the name of the foreign country				

Part VII-B

Statements Regarding Activities for Which Form 4720 May Be Required

File Form 4720 if any item is checked in the "Yes" column, unless an exception applies.			Yes	No
1a	During the year did the foundation (either directly or indirectly) (1) Engage in the sale or exchange, or leasing of property with a disqualified person? (2) Borrow money from, lend money to, or otherwise extend credit to (or accept it from) a disqualified person? (3) Furnish goods, services, or facilities to (or accept them from) a disqualified person? (4) Pay compensation to, or pay or reimburse the expenses of, a disqualified person? (5) Transfer any income or assets to a disqualified person (or make any of either available for the benefit or use of a disqualified person)? (6) Agree to pay money or property to a government official? (Exception. Check "No" if the foundation agreed to make a grant to or to employ the official for a period after termination of government service, if terminating within 90 days).			
b	If any answer is "Yes" to 1a(1)–(6), did any of the acts fail to qualify under the exceptions described in Regulations section 53.4941(d)-3 or in a current notice regarding disaster assistance (see page 20 of the instructions)? Organizations relying on a current notice regarding disaster assistance check here.	1b		
c	Did the foundation engage in a prior year in any of the acts described in 1a, other than excepted acts, that were not corrected before the first day of the tax year beginning in 2013?	1c		No
2	Taxes on failure to distribute income (section 4942) (does not apply for years the foundation was a private operating foundation defined in section 4942(j)(3) or 4942(j)(5))			
a	At the end of tax year 2013, did the foundation have any undistributed income (lines 6d and 6e, Part XIII) for tax year(s) beginning before 2013? If "Yes," list the years 20____, 20____, 20____, 20____			
b	Are there any years listed in 2a for which the foundation is not applying the provisions of section 4942(a)(2) (relating to incorrect valuation of assets) to the year's undistributed income? (If applying section 4942(a)(2) to all years listed, answer "No" and attach statement—see instructions).	2b		
c	If the provisions of section 4942(a)(2) are being applied to any of the years listed in 2a, list the years here 20____, 20____, 20____, 20____			
3a	Did the foundation hold more than a 2% direct or indirect interest in any business enterprise at any time during the year?			
b	If "Yes," did it have excess business holdings in 2013 as a result of (1) any purchase by the foundation or disqualified persons after May 26, 1969, (2) the lapse of the 5-year period (or longer period approved by the Commissioner under section 4943(c)(7)) to dispose of holdings acquired by gift or bequest, or (3) the lapse of the 10-, 15-, or 20-year first phase holding period? (<i>Use Schedule C, Form 4720, to determine if the foundation had excess business holdings in 2013.</i>)	3b		
4a	Did the foundation invest during the year any amount in a manner that would jeopardize its charitable purposes?	4a		No
b	Did the foundation make any investment in a prior year (but after December 31, 1969) that could jeopardize its charitable purpose that had not been removed from jeopardy before the first day of the tax year beginning in 2013?	4b		No

Part VII-B

Statements Regarding Activities for Which Form 4720 May Be Required (continued)

5a

During the year did the foundation pay or incur any amount to

(1)

Carry on propaganda, or otherwise attempt to influence legislation (section 4945(e))?

Yes

No

(2)

Influence the outcome of any specific public election (see section 4955), or to carry on, directly or indirectly, any voter registration drive?

Yes

No

(3)

Provide a grant to an individual for travel, study, or other similar purposes?

Yes

No

(4)

Provide a grant to an organization other than a charitable, etc , organization described in section 509(a)(1), (2), or (3), or section 4940(d)(2)? (see instructions).

Yes

No

(5)

Provide for any purpose other than religious, charitable, scientific, literary, or educational purposes, or for the prevention of cruelty to children or animals?

Yes

No

b

If any answer is "Yes" to 5a(1)–(5), did **any** of the transactions fail to qualify under the exceptions described in Regulations section 53.4945 or in a current notice regarding disaster assistance (see instructions)?

5b

Organizations relying on a current notice regarding disaster assistance check here.

c

If the answer is "Yes" to question 5a(4), does the foundation claim exemption from the tax because it maintained expenditure responsibility for the grant?

Yes

No

If "Yes," attach the statement required by Regulations section 53.4945–5(d).

6a

Did the foundation, during the year, receive any funds, directly or indirectly, to pay premiums on a personal benefit contract?

Yes

No

b

Did the foundation, during the year, pay premiums, directly or indirectly, on a personal benefit contract?

6b

No

If "Yes" to 6b, file Form 8870.

7a

At any time during the tax year, was the foundation a party to a prohibited tax shelter transaction?

Yes

No

b

If yes, did the foundation receive any proceeds or have any net income attributable to the transaction?

7b

Part VIII

Information About Officers, Directors, Trustees, Foundation Managers, Highly Paid Employees, and Contractors

1

List all officers, directors, trustees, foundation managers and their compensation (see instructions).

(a) Name and address	(b) Title, and average hours per week devoted to position	(c) Compensation (If not paid, enter -0-)	(d) Contributions to employee benefit plans and deferred compensation	(e) Expense account, other allowances
See Additional Data Table				

2

Compensation of five highest-paid employees (other than those included on line 1—see instructions). If none, enter "NONE."

(a) Name and address of each employee paid more than \$50,000	(b) Title, and average hours per week devoted to position	(c) Compensation	(d) Contributions to employee benefit plans and deferred compensation	(e) Expense account, other allowances

Total number of other employees paid over \$50,000.

Part VIII

Information About Officers, Directors, Trustees, Foundation Managers, Highly Paid Employees, and Contractors (continued)

3 Five highest-paid independent contractors for professional services (see instructions). If none, enter "NONE".

(a) Name and address of each person paid more than \$50,000	(b) Type of service	(c) Compensation
Total number of others receiving over \$50,000 for professional services.		

Part IX-A

Summary of Direct Charitable Activities

List the foundation's four largest direct charitable activities during the tax year. Include relevant statistical information such as the number of organizations and other beneficiaries served, conferences convened, research papers produced, etc	Expenses
1	
2	
3	
4	

Part IX-B

Summary of Program-Related Investments (see instructions)

Describe the two largest program-related investments made by the foundation during the tax year on lines 1 and 2	Amount
1	
2	
All other program-related investments. See page 24 of the instructions	
3	
Total. Add lines 1 through 3	

Part X

Minimum Investment Return (All domestic foundations must complete this part. Foreign foundations, see instructions.)

1	Fair market value of assets not used (or held for use) directly in carrying out charitable, etc , purposes		
a	Average monthly fair market value of securities.	1a	2,699,842
b	Average of monthly cash balances.	1b	64
c	Fair market value of all other assets (see instructions).	1c	0
d	Total (add lines 1a, b, and c).	1d	2,699,906
e	Reduction claimed for blockage or other factors reported on lines 1a and 1c (attach detailed explanation).	1e	
2	Acquisition indebtedness applicable to line 1 assets.	2	0
3	Subtract line 2 from line 1d.	3	2,699,906
4	Cash deemed held for charitable activities Enter 1 1/2% of line 3 (for greater amount, see instructions).	4	40,499
5	Net value of noncharitable-use assets. Subtract line 4 from line 3 Enter here and on Part V, line 4	5	2,659,407
6	Minimum investment return. Enter 5% of line 5.	6	132,970

Part XI

Distributable Amount (see instructions) (Section 4942(j)(3) and (j)(5) private operating foundations and certain foreign organizations check here ☐ and do not complete this part.)

1	Minimum investment return from Part X, line 6.	1	132,970
2a	Tax on investment income for 2013 from Part VI, line 5.	2a	2,445
b	Income tax for 2013 (This does not include the tax from Part VI).	2b	
c	Add lines 2a and 2b.	2c	2,445
3	Distributable amount before adjustments Subtract line 2c from line 1.	3	130,525
4	Recoveries of amounts treated as qualifying distributions.	4	
5	Add lines 3 and 4.	5	130,525
6	Deduction from distributable amount (see instructions).	6	
7	Distributable amount as adjusted Subtract line 6 from line 5 Enter here and on Part XIII, line 1.	7	130,525

Part XII

Qualifying Distributions (see instructions)

1	Amounts paid (including administrative expenses) to accomplish charitable, etc , purposes		
a	Expenses, contributions, gifts, etc —total from Part I, column (d), line 26.	1a	57,796
b	Program-related investments—total from Part IX-B.	1b	0
2	Amounts paid to acquire assets used (or held for use) directly in carrying out charitable, etc , purposes.	2	0
3	Amounts set aside for specific charitable projects that satisfy the		
a	Suitability test (prior IRS approval required).	3a	0
b	Cash distribution test (attach the required schedule).	3b	0
4	Qualifying distributions. Add lines 1a through 3b Enter here and on Part V, line 8, and Part XIII, line 4	4	57,796
5	Foundations that qualify under section 4940(e) for the reduced rate of tax on net investment income Enter 1% of Part I, line 27b (see instructions).	5	
6	Adjusted qualifying distributions. Subtract line 5 from line 4.	6	57,796
Note: The amount on line 6 will be used in Part V, column (b), in subsequent years when calculating whether the foundation qualifies for the section 4940(e) reduction of tax in those years			

Part XIII

Undistributed Income (see instructions)

	(a) Corpus	(b) Years prior to 2012	(c) 2012	(d) 2013
1 Distributable amount for 2013 from Part XI, line 7				130,525
2 Undistributed income, if any, as of the end of 2013				
a Enter amount for 2012 only.			55,721	
b Total for prior years 2011 , 2010 , 2009				
3 Excess distributions carryover, if any, to 2013				
a From 2008.				
b From 2009.				
c From 2010.				
d From 2011.				
e From 2012.				0
f Total of lines 3a through e.	0			
4 Qualifying distributions for 2013 from Part XII, line 4 ▶ \$ 57,796				
a Applied to 2012, but not more than line 2a			55,721	
b Applied to undistributed income of prior years (Election required—see instructions).				
c Treated as distributions out of corpus (Election required—see instructions).				
d Applied to 2013 distributable amount.				2,075
e Remaining amount distributed out of corpus	0			
5 Excess distributions carryover applied to 2013 (If an amount appears in column (d), the same amount must be shown in column (a).)	0			0
6 Enter the net total of each column as indicated below:	0			
a Corpus Add lines 3f, 4c, and 4e Subtract line 5				
b Prior years' undistributed income Subtract line 4b from line 2b.				
c Enter the amount of prior years' undistributed income for which a notice of deficiency has been issued, or on which the section 4942(a) tax has been previously assessed.				
d Subtract line 6c from line 6b Taxable amount—see instructions				
e Undistributed income for 2012 Subtract line 4a from line 2a Taxable amount—see instructions				
f Undistributed income for 2013 Subtract lines 4d and 5 from line 1 This amount must be distributed in 2014				128,450
7 Amounts treated as distributions out of corpus to satisfy requirements imposed by section 170(b)(1)(F) or 4942(g)(3) (see instructions).				
8 Excess distributions carryover from 2008 not applied on line 5 or line 7 (see instructions). . . .				
9 Excess distributions carryover to 2014. Subtract lines 7 and 8 from line 6a	0			
10 Analysis of line 9				
a Excess from 2009. . . .				
b Excess from 2010. . . .				
c Excess from 2011. . . .				
d Excess from 2012. . . .				
e Excess from 2013. . . .	0			

Part XIVPrivate Operating Foundations (see instructions and Part VII-A, question 9)

1a

If the foundation has received a ruling or determination letter that it is a private operating foundation, and the ruling is effective for 2013, enter the date of the ruling.

b

Check box to indicate whether the organization is a private operating foundation described in section 4942(j)(3) or 4942(j)(5)

☐ 4942(j)(3) or ☐ 4942(j)(5)

2a

Enter the lesser of the adjusted net income from Part I or the minimum investment return from Part X for each year listed

Tax year	Prior 3 years				(e) Total
(a) 2013	(b) 2012	(c) 2011	(d) 2010		
b 85% of line 2a					
c Qualifying distributions from Part XII, line 4 for each year listed					
d Amounts included in line 2c not used directly for active conduct of exempt activities					
e Qualifying distributions made directly for active conduct of exempt activities. Subtract line 2d from line 2c					
3 Complete 3a, b, or c for the alternative test relied upon					
a "Assets" alternative test—enter					
(1) Value of all assets					
(2) Value of assets qualifying under section 4942(j)(3)(B)(i)					
b "Endowment" alternative test— enter 2/3 of minimum investment return shown in Part X, line 6 for each year listed.					
c "Support" alternative test—enter					
(1) Total support other than gross investment income (interest, dividends, rents, payments on securities loans (section 512(a)(5)), or royalties)					
(2) Support from general public and 5 or more exempt organizations as provided in section 4942(j)(3)(B)(iii).					
(3) Largest amount of support from an exempt organization					
(4) Gross investment income					

Part XVSupplementary Information (Complete this part only if the organization had \$5,000 or more in assets at any time during the year—see instructions.)

1

Information Regarding Foundation Managers:

a

List any managers of the foundation who have contributed more than 2% of the total contributions received by the foundation before the close of any tax year (but only if they have contributed more than \$5,000) (See section 507(d)(2))

JOEL JUDY CERWICK

b

List any managers of the foundation who own 10% or more of the stock of a corporation (or an equally large portion of the ownership of a partnership or other entity) of which the foundation has a 10% or greater interest

NONE

2

Information Regarding Contribution, Grant, Gift, Loan, Scholarship, etc., Programs:

Check here ☒ if the foundation only makes contributions to preselected charitable organizations and does not accept unsolicited requests for funds. If the foundation makes gifts, grants, etc. (see instructions) to individuals or organizations under other conditions, complete items 2a, b, c, and d

a

The name, address, and telephone number of the person to whom applications should be addressed

b

The form in which applications should be submitted and information and materials they should include

c

Any submission deadlines

d

Any restrictions or limitations on awards, such as by geographical areas, charitable fields, kinds of institutions, or other factors

Part XV

Supplementary Information (continued)

3 Grants and Contributions Paid During the Year or Approved for Future Payment

Recipient	If recipient is an individual, show any relationship to any foundation manager or substantial contributor	Foundation status of recipient	Purpose of grant or contribution	Amount
Name and address (home or business)				
a Paid during the year See Additional Data Table				
Total			3a	56,000
b Approved for future payment				
Total			3b	

Enter gross amounts unless otherwise indicated

Part XVI-B Relationship of Activities to the Accomplishment of Exempt Purposes

[illegible]

Form 990PF Part IV - Capital Gains and Losses for Tax on Investment Income - Columns a - d

(a) List and describe the kind(s) of property sold (e g , real estate, 2-story brick warehouse, or common stock, 200 shs MLC Co)	(b) How acquired P—Purchase D—Donation	(c) Date acquired (mo , day, yr)	(d) Date sold (mo , day, yr)
GAYLORD ENTERTAINMENT		2010-03-09	2013-01-17
GAYLORD ENTERTAINMENT		2011-05-05	2013-01-17
GAYLORD ENTERTAINMENT		2010-11-19	2013-01-17
442 SHARES LIONS GATE ENTERTA		2003-06-04	2013-05-01
JARDEN CORP		2010-05-18	2013-05-01
1800 SHARES LIONS GATE ENTERTA		2003-06-04	2013-05-02
SONIC AUTOMOTIVE		2010-05-18	2013-05-24
SONIC AUTOMOTIVE		2010-05-06	2013-05-24
CONCHO RESOUC E INC		2010-06-10	2013-06-04
150 SHARES PHILLIPS 66		2010-03-26	2013-06-07
LIONS GATE ENTERTAINMENT		2011-12-06	2013-07-30
DONNELLEY RR & SONS		2011-09-13	2013-08-26
UNITED REFINING CO SR SECD N		2011-09-06	2013-08-30
TRIUMPH GROUP INC		2010-05-21	2013-11-15
HEALTHSOUTH CORP		2011-09-20	2013-11-29
500 SHARES ABBVIE INC		2011-08-09	2013-05-17
CAPITAL GAIN DIVIDENDS	P		

Form 990PF Part IV - Capital Gains and Losses for Tax on Investment Income - Columns e - h

(e) Gross sales price	(f) Depreciation allowed (or allowable)	(g) Cost or other basis plus expense of sale	(h) Gain or (loss) (e) plus (f) minus (g)
10,000		9,550	450
5,000		5,112	-112
5,000		5,012	-12
11,059		906	10,153
15,600		15,338	262
46,225		3,690	42,535
5,561		5,075	486
11,122		10,200	922
16,038		15,300	738
9,886		3,494	6,392
32,272		30,000	2,272
3,225		2,790	435
5,525		4,981	544
10,400		9,675	725
1,030		980	50
22,990		12,052	10,938
			35


Form 990PF Part IV - Capital Gains and Losses for Tax on Investment Income - Columns i - l

Complete only for assets showing gain in column (h) and owned by the foundation on 12/31/69			(l) Gains (Col (h) gain minus col (k), but not less than -0-) or Losses (from col (h))
(i) F M V as of 12/31/69	(j) Adjusted basis as of 12/31/69	(k) Excess of col (i) over col (j), if any	
			450
			-112
			-12
			10,153
			262
			42,535
			486
			922
			738
			6,392
			2,272
			435
			544
			725
			50
			10,938

Form 990PF Part VIII Line 1 - List all officers, directors, trustees, foundation managers and their compensation

(a) Name and address	(b) Title, and average hours per week devoted to position	(c) Compensation (If not paid, enter -0-)	(d) Contributions to employee benefit plans and deferred compensation	(e) Expense account, other allowances
JOEL CERWICK	TRUSTEE 2 0	0	0	0
9101 GRANDVIEW DRIVE OVERLAND PARK,KS 66212				
JUDITH CERWICK	TRUSTEE 2 0	0	0	0
9101 GRANDVIEW DRIVE OVERLAND PARK,KS 66212				
BRIGETTE CERWICK	TRUSTEE 1 0	0	0	0
9101 GRANDVIEW DRIVE OVERLAND PARK,KS 66212				
ALAN CERWICK	TRUSTEE 1 0	0	0	0
9101 GRANDVIEW DRIVE OVERLAND PARK,KS 66212				
JAMES COOPER	TAX AGENT 1 0	0	0	0
9101 Grandview Drive Overland Park,KS 66212				

Form 990PF Part XV Line 3 - Grants and Contributions Paid During the Year or Approved for Future Payment

Recipient	If recipient is an individual, show any relationship to any foundation manager or substantial contributor	Foundation status of recipient	Purpose of grant or contribution	Amount
Name and address (home or business)				
a <i>Paid during the year</i>				
UNITED WAY OF GREATER KANSAS CITY 1080 WASHINGTON KANSAS CITY,MO 64105	NONE	PC	GENERAL OPERATING FUND-CIVIC	25,000
BETHANY LUTHERAN CHURCH & SCHOOL 9101 LAMAR OVERLAND PARK,KS 66207	NONE	PC	GENERAL OPERATING FUND-RELIGIOUS	25,000
UNITED WAY OF METROPOLITAN DALLAS INC 1800 N LAMAR DALLAS,TX 75202	NONE	PC	GENERAL OPERATING FUND-CIVIC	750
GREATER DALLAS UNITED WAY 1800 N LAMAR DALLAS,TX 75202	NONE	PC	GENERAL OPERATING FUND-CIVIC	1,750
AMES EDUCATION FOUNDATION 1921 AMES HIGH DRIVE PO BOX 1125 AMES,IA 50010	NONE	PC	GENERAL OPERATING FUND-CIVIC	500
KANSAS CITY REPERTORY THEATRE 4825 TROOST AVENUE SUITE 101 KANSAS CITY,MO 64110	NONE	PC	GENERAL OPERATING FUND-CIVIC	3,000
Total			 3a	56,000

TY 2013 Accounting Fees Schedule

Name: Cerwick Family Foundation

EIN: 26-3879502

Category	Amount	Net Investment Income	Adjusted Net Income	Disbursements for Charitable Purposes
TAX PREPARATION	1,500	750		750

Note: To capture the full content of this document, please select landscape mode (11" x 8.5") when printing.

TY 2013 Depreciation Schedule

Name: Cerwick Family Foundation

EIN: 26-3879502

Description of Property	Date Acquired	Cost or Other Basis	Prior Years' Depreciation	Computation Method	Rate / Life (# of years)	Current Year's Depreciation Expense	Net Investment Income	Adjusted Net Income	Cost of Goods Sold Not Included
-------------------------	---------------	---------------------	---------------------------	--------------------	--------------------------	-------------------------------------	-----------------------	---------------------	---------------------------------

TY 2013 Explanation of Non-Filing with Attorney General Statement

Name: Cerwick Family Foundation

EIN: 26-3879502

Statement: FOUNDATION IS EXEMPT FROM FILING UNDER KANSAS
REGULATIONS.

**TY 2013 Investments Corporate
Bonds Schedule**

Name: Cerwick Family Foundation

EIN: 26-3879502

Name of Bond	End of Year Book Value	End of Year Fair Market Value
GPTC #18-00892-SEE ATTACH A	275,992	275,992

TY 2013 Investments Corporate Stock Schedule

Name: Cerwick Family Foundation

EIN: 26-3879502

Name of Stock	End of Year Book Value	End of Year Fair Market Value
GPTC #18-00892-SEE ATTACH A	2,491,752	2,491,752

TY 2013 Investments - Land Schedule

Name: Cerwick Family Foundation

EIN: 26-3879502

TY 2013 Land, Etc. Schedule**Name:** Cerwick Family Foundation**EIN:** 26-3879502

TY 2013 Other Expenses Schedule

Name: Cerwick Family Foundation

EIN: 26-3879502

Description	Revenue and Expenses per Books	Net Investment Income	Adjusted Net Income	Disbursements for Charitable Purposes
BANK FEES	2,092	1,046		1,046

TY 2013 Other Increases Schedule

Name: Cerwick Family Foundation

EIN: 26-3879502

Description	Amount
BOOK/FMV ADJUSTMENT	639,459

TY 2013 Other Professional Fees Schedule

Name: Cerwick Family Foundation

EIN: 26-3879502

Category	Amount	Net Investment Income	Adjusted Net Income	Disbursements for Charitable Purposes
MANAGEMENT FEES	12,583	12,583		

TY 2013 Taxes Schedule**Name:** Cerwick Family Foundation**EIN:** 26-3879502

Category	Amount	Net Investment Income	Adjusted Net Income	Disbursements for Charitable Purposes
2012 TAX DUE	216			
2013 EST PAYMENTS	1,016			

January 01, 2013 To December 31, 2013

Account Name : JC TTEE Cerwick Family Foundation

Account No 18-00892

Summary Of Investment Holdings

Shares or Par Value	Investment Category	Avg Unit Cost	Cost Basis	Unit Price	Market Value	Estimated Current Ann Inc	Yield
Common Stock							
500	Abbott Laboratories	22.23	11,113.43	38.33	19,165.00	440.00	2.30%
200	ADR ABB Ltd	17.81	3,561.98	26.56	5,312.00	140.82	2.65%
800	ADR BP Amoco Plc	44.11	35,288.53	48.61	38,686.00	1,824.00	4.69%
800	ADR Royal Dutch Shell Plc A Shares	57.75	46,199.66	71.27	57,016.00	2,448.00	4.29%
500	Allstate Corp	29.48	14,742.30	54.54	27,270.00	500.00	1.83%
100	Apache Corp	91.32	9,131.56	85.94	8,594.00	80.00	0.93%
200	Baker Hughes Inc	46.99	9,397.88	55.26	11,052.00	120.00	1.09%
800	Baxter Intl Inc	66.16	52,930.56	69.55	55,640.00	1,568.00	2.82%
200	Boeing Co	58.16	11,632.82	136.49	27,298.00	584.00	2.14%
500	Chevron Corp	69.99	34,994.85	124.91	62,455.00	2,000.00	3.20%
500	Chubb Corp	46.33	23,166.05	96.63	48,315.00	880.00	1.82%
500	Cincinnati Financial Corp	25.56	12,780.00	52.37	26,185.00	840.00	3.21%
300	Clorox Co	86.31	25,893.33	92.76	27,828.00	852.00	3.06%
1 000	Coca Cola CO	24.66	24,658.56	41.31	41,310.00	1,120.00	2.71%
500	Conocophillips	39.14	19,594.95	70.65	35,325.00	1,380.00	3.91%
300	Costco Whsl Corp	32.52	9,756.72	119.02	35,706.00	372.00	1.04%
400	Dow Chemical Co	25.72	10,289.12	44.40	17,760.00	512.00	2.88%
500	Du Pont E I DE Nemours	38.96	19,477.98	64.97	32,485.00	900.00	2.77%
100	Eli Lilly & CO	33.05	3,305.00	51.00	5,100.00	196.00	3.84%
500	Exxon-Mobil Corp	60.11	30,053.20	101.20	50,600.00	1,260.00	2.49%
700	General Dynamics Corp	87.59	61,309.95	95.55	66,885.00	1,568.00	2.34%
1 000	General Electric Company	19.10	19,103.74	28.03	28,030.00	880.00	3.14%
1 000	Glaxo Smithkline	37.97	37,972.30	53.39	53,390.00	2,409.01	4.51%
300	Hess Corp	16.33	4,898.25	83.00	24,900.00	300.00	1.20%
500	HollyFrontier Corp	48.10	24,051.30	48.69	24,845.00	600.00	2.41%
1 500	Intel Corp	18.20	27,298.60	25.96	38,932.50	1,350.00	3.47%
500	Johnson & Johnson	77.51	38,756.52	91.59	45,795.00	1,320.00	2.88%
150	Kellogg Co	47.87	7,180.24	51.07	9,160.50	276.00	3.01%

Port Sum and Holdings - HLD0HB

Page 4

ATTACHMENT A

January 01, 2013 To December 31, 2013

Account Name - JC TTEE Cerwick Family Foundation

Account No 18-00892

Summary Of Investment Holdings

Shares or Par Value	Investment Category	Avg Unit Cost	Cost Basis	Unit Price	Market Value	Estimated Current Ann Inc	Yield
500	Kimberly-Clark Corp	50.00	25,002.15	104.46	52,230.00	1,620.00	3.10%
30 100	Lions Gate Entertainment	6.67	2,009.82 84	31.66	952,966.00	6,020.00	0.63%
500	Marathon Oil Corp	7.59	3,797.49	35.30	17,650.00	380.00	2.15%
1,000	McDonalds Corp	32.44	32,439.60	97.03	97,030.00	3,240.00	3.34%
1,000	Merck & Co Inc New	45.37	45,367.79	50.05	50,050.00	1,760.00	3.52%
1,800	Microsoft Corp	29.04	52,272.09	37.41	67,338.00	2,016.00	2.99%
200	Monsanto Co	47.86	9,571.70	116.55	23,310.00	344.00	1.48%
700	Newmont Mining Corp	51.20	35,838.62	23.03	16,121.00	560.00	3.47%
500	Pepsico Inc	56.81	28,406.16	82.94	41,470.00	1,135.00	2.74%
500	Pfizer Inc	17.13	8,565.00	30.63	15,315.00	520.00	3.40%
100	Phillips 66	23.29	2,329.04	77.13	7,713.00	156.00	2.02%
800	Pitney Bowes Inc	21.24	16,991.51	23.30	18,640.00	600.00	3.22%
600	Procter & Gamble CO	59.12	35,474.22	81.41	48,846.00	1,443.60	2.96%
200	Republic Services	25.62	5,123.36	33.20	6,640.00	208.00	3.13%
500	Sysco Corp	26.48	13,238.15	36.10	18,050.00	580.00	3.21%
200	Tidewater Inc	40.13	8,025.22	59.27	11,854.00	200.00	1.69%
800	Walmart Stores Inc	50.23	40,182.75	78.69	62,952.00	1,504.00	2.39%
600	Waste Mgmt Inc	36.77	22,059.61	44.87	26,922.00	876.00	3.25%
Totals			1,214,106.68		2,460,339.00	49,882.43	2.03%

Call Options

1	Apache Corp Call Option	\$97,500 04/19/14	-147.00	0.65	65.00	0.00	0.00%
Totals			-147.00		-65.00	0.00	0.00%

Buffalo Fund - Equity

738 069	Buffalo Emerging Opportunities Fund	8.94	6,599.80	19.97	14,739.24	0.00	0.00%
1,425.8	Buffalo International Fund	10.47	14,933.54	11.74	16,738.89	29.95	0.18%
Totals			21,533.34		31,478.13	29.95	0.10%

January 01, 2013 To December 31, 2013

Account Name JC TTEE Cerwick Family Foundation

Account No 18-00892

Summary Of Investment Holdings

Shares or Par Value	Investment Category	Avg Unit Cost	Cost Basis	Unit Price	Market Value	Estimated Current Ann Inc	Yield
<u>Convertible Bonds</u>							
5,000	MolyCorp Inc 6.000% 09/01/14	84.50	4,225.00	80.48	4,018.75	300.00	7.47%
Totals							
			4,225.00		4,018.75	300.00	7.47%
<u>Corporate Bonds</u>							
15,000	Constellation Brands	106.50	15,975.00	106.50	15,975.00	1,256.25	7.86%
15,000	Anixter Inc Notes	95.75	14,362.50	104.75	15,712.50	892.50	5.68%
1,000	Donnelley RR & Sons	93.00	930.00	105.50	1,055.00	55.00	5.21%
30,000	Swift Energy Company	75.00	22,500.00	102.00	30,600.00	2,137.50	6.99%
25,000	Polypore Intl Inc	104.85	26,212.50	105.75	26,437.50	1,875.00	7.09%
10,000	United Refining Co Sr Secd N	99.06	9,906.25	112.00	11,200.00	1,050.00	9.38%
15,000	Prestige Brands	102.75	15,412.50	105.95	15,891.89	1,237.50	7.79%
35,000	Alpha Natural Resources 9.75	101.40	35,489.75	106.00	37,100.00	3,412.50	9.20%
10,000	Autonation Inc	99.50	9,950.00	115.75	11,575.00	675.00	5.83%
10,000	Warner Chilcott Co	97.31	9,731.25	108.25	10,825.00	775.00	7.16%
9,000	Healthsouth Corp	97.89	8,810.00	106.88	9,618.75	652.50	6.78%
5,000	Davita Inc	98.00	4,900.00	105.00	5,250.00	318.75	6.07%
20,000	Tutor Perini Corp	95.63	19,125.00	107.30	21,400.00	1,525.00	7.13%
5,000	Anixter Inc	100.00	5,000.00	105.13	5,256.25	281.25	5.35%
10,000	Approach Resources	99.88	9,987.50	102.50	10,250.00	700.00	6.83%
20,000	Brunswick Corp	92.25	18,450.00	106.50	21,300.00	1,475.00	6.92%
Totals							
			226,742.25		249,446.89	18,318.75	7.34%
<u>Investment Grade Corp Bonds</u>							
10,000	Kia-Tencor Corp Sr Nt	95.25	9,525.00	117.91	11,701.41	690.00	5.90%
10,000	Seacor Holdings Inc	100.00	10,000.00	138.25	10,825.00	737.50	6.81%
Totals							
			19,525.00		22,526.41	1,427.50	6.34%
<u>Money Market Funds</u>							
131,230.47	Northern Inst Govt Select	100.00	131,230.47	100.00	131,230.47	13.12	0.01%

Port Sum and Holdings - HLD0HB

Page 6

ATTACHMENT E

January 01, 2013 To December 31, 2013

Account Name JC TTEE Cerwick Family Foundation

Account No 18-00892

Summary Of Investment Holdings

Shares or Par Value	Investment Category	Avg Unit Cost	Cost Basis	Unit Price	Market Value	Estimated Current Ann Inc	Yield
<i>Totals</i>							
			131,230.47		131,230.47	13.12	0.01%
<i>Total Investments</i>							
			1,617,215.74		2,898,974.65	69,971.75	2.41%
<i>Plus Net Cash</i>							
					0.00		
<i>Total Market Value</i>							
					2,898,974.65		