



See a Social Security Number? Say Something!
Report Privacy Problems to <https://public.resource.org/privacy>
Or call the IRS Identity Theft Hotline at 1-800-908-4490



Form **990-PF**

Return of Private Foundation
or Section 4947(a)(1) Trust Treated as Private Foundation

OMB No 1545-0052

2013

Department of the Treasury
Internal Revenue Service

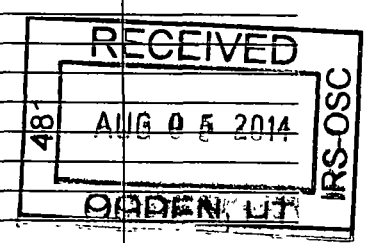
Do not enter Social Security numbers on this form as it may be made public.
Information about Form 990-PF and its separate instructions is at www.irs.gov/form990pf.

Open to Public Inspection

For calendar year 2013 or tax year beginning , and ending

Name of foundation THE ROBERT McELDOWNEY JR FAMILY FOUNDATION			A Employer identification number 26 221536568	
Number and street (or P O box number if mail is not delivered to street address) 124 EASTBURY		Room/suite	B Telephone number (see instructions) (908) 362-9225	
City or town WILLIAMSBURG	State VA	ZIP code 23188	C If exemption application is pending, check here <input type="checkbox"/>	
Foreign country name	Foreign province/state/county	Foreign postal code	D 1. Foreign organizations, check here <input type="checkbox"/> 2. Foreign organizations meeting the 85% test, check here and attach computation <input type="checkbox"/>	
G Check all that apply <input type="checkbox"/> Initial return <input type="checkbox"/> Initial return of a former public charity <input type="checkbox"/> Final return <input type="checkbox"/> Amended return <input type="checkbox"/> Address change <input type="checkbox"/> Name change			E If private foundation status was terminated under section 507(b)(1)(A), check here <input type="checkbox"/>	
H Check type of organization <input checked="" type="checkbox"/> Section 501(c)(3) exempt private foundation <input type="checkbox"/> Section 4947(a)(1) nonexempt charitable trust <input type="checkbox"/> Other taxable private foundation			F If the foundation is in a 60-month termination under section 507(b)(1)(B), check here <input type="checkbox"/>	
I Fair market value of all assets at end of year (from Part II, col (c), line 16) \$ 1,651,783		J Accounting method <input type="checkbox"/> Cash <input checked="" type="checkbox"/> Accrual <input type="checkbox"/> Other (specify) _____		

Part I Analysis of Revenue and Expenses (The total of amounts in columns (b), (c), and (d) may not necessarily equal the amounts in column (a) (see instructions))		(a) Revenue and expenses per books	(b) Net investment income	(c) Adjusted net income	(d) Disbursements for charitable purposes (cash basis only)
Revenue	1 Contributions, gifts, grants, etc., received (attach schedule)				
	2 Check <input checked="" type="checkbox"/> if the foundation is not required to attach Sch B				
	3 Interest on savings and temporary cash investments	3,494	3,494		
	4 Dividends and interest from securities	25,139	25,139		
	5a Gross rents				
	b Net rental income or (loss)				
	6a Net gain or (loss) from sale of assets not on line 10	9,600			
	b Gross sales price for all assets on line 6a 820,801				
	7 Capital gain net income (from Part IV, line 2)		9,600		
	8 Net short-term capital gain				
	9 Income modifications				
	10a Gross sales less returns and allowances				
b Less Cost of goods sold					
c Gross profit or (loss) (attach schedule)					
11 Other income (attach schedule)					
12 Total. Add lines 1 through 11	38,233	38,233	0		
Operating and Administrative Expenses	13 Compensation of officers, directors, trustees, etc				
	14 Other employee salaries and wages				
	15 Pension plans, employee benefits				
	16a Legal fees (attach schedule)				
	b Accounting fees (attach schedule)	2,368			
	c Other professional fees (attach schedule)				
	17 Interest				
	18 Taxes (attach schedule) (see instructions)	1,226			
	19 Depreciation (attach schedule) and depletion				
	20 Occupancy				
	21 Travel, conferences, and meetings				
	22 Printing and publications				
	23 Other expenses (attach schedule)	19,368			
	24 Total operating and administrative expenses. Add lines 13 through 23	22,962	0	0	0
25 Contributions, gifts, grants paid	101,179			101,179	
26 Total expenses and disbursements. Add lines 24 and 25	124,141	0	0	101,179	
27 Subtract line 26 from line 12					
a Excess of revenue over expenses and disbursements	-85,908				
b Net investment income (if negative, enter -0-)		38,233			
c Adjusted net income (if negative, enter -0-)			0		



SCANNED AUG 14 2014

g14

15

Part II Balance Sheets		Attached schedules and amounts in the description column should be for end-of-year amounts only (See instructions)		Beginning of year	End of year		
		(a) Book Value	(b) Book Value	(c) Fair Market Value			
Assets	1	Cash—non-interest-bearing		13,886	51,714	51,714	
	2	Savings and temporary cash investments					
	3	Accounts receivable ▶					
		Less allowance for doubtful accounts ▶					
	4	Pledges receivable ▶					
		Less allowance for doubtful accounts ▶					
	5	Grants receivable					
	6	Receivables due from officers, directors, trustees, and other disqualified persons (attach schedule) (see instructions)					
	7	Other notes and loans receivable (attach schedule) ▶					
		Less allowance for doubtful accounts ▶					
	8	Inventories for sale or use					
	9	Prepaid expenses and deferred charges					
	10a	Investments—U S. and state government obligations (attach schedule)					
	b	Investments—corporate stock (attach schedule)					
	c	Investments—corporate bonds (attach schedule)			1,417,267	1,600,069	1,600,069
	11	Investments—land, buildings, and equipment basis ▶					
	Less accumulated depreciation (attach schedule) ▶						
12	Investments—mortgage loans						
13	Investments—other (attach schedule)						
14	Land, buildings, and equipment basis ▶						
	Less accumulated depreciation (attach schedule) ▶						
15	Other assets (describe ▶)						
16	Total assets (to be completed by all filers—see the instructions Also, see page 1, item I)			1,431,153	1,651,783	1,651,783	
Liabilities	17	Accounts payable and accrued expenses					
	18	Grants payable					
	19	Deferred revenue					
	20	Loans from officers, directors, trustees, and other disqualified persons					
	21	Mortgages and other notes payable (attach schedule)					
	22	Other liabilities (describe ▶)					
	23	Total liabilities (add lines 17 through 22)			0	0	
Net Assets or Fund Balances	Foundations that follow SFAS 117, check here and complete lines 24 through 26 and lines 30 and 31. ▶ <input type="checkbox"/>						
	24	Unrestricted					
	25	Temporarily restricted					
	26	Permanently restricted					
	Foundations that do not follow SFAS 117, check here and complete lines 27 through 31. ▶ <input checked="" type="checkbox"/>						
	27	Capital stock, trust principal, or current funds			1,431,153	1,651,783	
	28	Paid-in or capital surplus, or land, bldg, and equipment fund					
29	Retained earnings, accumulated income, endowment, or other funds						
30	Total net assets or fund balances (see instructions)			1,431,153	1,651,783		
31	Total liabilities and net assets/fund balances (see instructions)			1,431,153	1,651,783		

Part III Analysis of Changes in Net Assets or Fund Balances

1	Total net assets or fund balances at beginning of year—Part II, column (a), line 30 (must agree with end-of-year figure reported on prior year's return)	1	1,431,153
2	Enter amount from Part I, line 27a	2	-85,908
3	Other increases not included in line 2 (itemize) ▶ <u>UNREALIZED GAINS ON SECURITIES</u>	3	306,538
4	Add lines 1, 2, and 3	4	1,651,783
5	Decreases not included in line 2 (itemize) ▶	5	
6	Total net assets or fund balances at end of year (line 4 minus line 5)—Part II, column (b), line 30	6	1,651,783

Part IV Capital Gains and Losses for Tax on Investment Income

(a) List and describe the kind(s) of property sold (e.g., real estate, 2-story brick warehouse, or common stock, 200 shs MLC Co.)		(b) How acquired P—Purchase D—Donation	(c) Date acquired (mo., day, yr.)	(d) Date sold (mo., day, yr.)
1a	SEE SCHEDULE ATTACHED	P	VARIOUS	VARIOUS
b	SEE SCHEDULE ATTACHED	P	VARIOUS	VARIOUS
c				
d				
e				
(e) Gross sales price	(f) Depreciation allowed (or allowable)	(g) Cost or other basis plus expense of sale	(h) Gain or (loss) (e) plus (f) minus (g)	
a	110,826	178,334	-67,508	
b	709,975	632,867	77,108	
c				
d				
e				
Complete only for assets showing gain in column (h) and owned by the foundation on 12/31/69				(l) Gains (Col (h) gain minus col (k), but not less than -0-) or Losses (from col (h))
(i) FMV as of 12/31/69	(j) Adjusted basis as of 12/31/69	(k) Excess of col (i) over col (j), if any		
a				-67,508
b				77,108
c				
d				
e				
2	Capital gain net income or (net capital loss) { If gain, also enter in Part I, line 7 If (loss), enter -0- in Part I, line 7 }	2	9,600	
3	Net short-term capital gain or (loss) as defined in sections 1222(5) and (6) If gain, also enter in Part I, line 8, column (c) (see instructions) If (loss), enter -0- in Part I, line 8 }	3	0	

Part V Qualification Under Section 4940(e) for Reduced Tax on Net Investment Income

(For optional use by domestic private foundations subject to the section 4940(a) tax on net investment income)

If section 4940(d)(2) applies, leave this part blank

Was the foundation liable for the section 4942 tax on the distributable amount of any year in the base period? Yes No
If "Yes," the foundation does not qualify under section 4940(e). Do not complete this part.

1 Enter the appropriate amount in each column for each year, see the instructions before making any entries

(a) Base period years Calendar year (or tax year beginning in)	(b) Adjusted qualifying distributions	(c) Net value of noncharitable-use assets	(d) Distribution ratio (col (b) divided by col (c))
2012	33,192	0	0.000000
2011	13,320	0	0.000000
2010	52,619	1,223,333	0.043013
2009	31,885	1,417,797	0.022489
2008	9,910	1,446,023	0.006853
2	Total of line 1, column (d)	2	0.072355
3	Average distribution ratio for the 5-year base period—divide the total on line 2 by 5, or by the number of years the foundation has been in existence if less than 5 years	3	0.014471
4	Enter the net value of noncharitable-use assets for 2013 from Part X, line 5	4	
5	Multiply line 4 by line 3	5	
6	Enter 1% of net investment income (1% of Part I, line 27b)	6	382
7	Add lines 5 and 6	7	382
8	Enter qualifying distributions from Part XII, line 4 If line 8 is equal to or greater than line 7, check the box in Part VI, line 1b, and complete that part using a 1% tax rate. See the Part VI instructions	8	101,179

Part VI Excise Tax Based on Investment Income (Section 4940(a), 4940(b), 4940(e), or 4948—see instructions)

Table with 11 rows and 3 columns. Rows include: 1a Exempt operating foundations, b Domestic foundations, c All other domestic foundations, 2 Tax under section 511, 3 Add lines 1 and 2, 4 Subtitle A (income) tax, 5 Tax based on investment income, 6 Credits/Payments (6a-6d), 7 Total credits and payments, 8 Enter any penalty, 9 Tax due, 10 Overpayment, 11 Enter the amount of line 10 to be.

Part VII-A Statements Regarding Activities

Table with 10 rows and 3 columns (Yes/No). Rows include: 1a During the tax year, did the foundation attempt to influence any national, state, or local legislation... 1b Did it spend more than \$100 during the year... 1c Did the foundation file Form 1120-POL... 2 Has the foundation engaged in any activities that have not previously been reported to the IRS... 3 Has the foundation made any changes, not previously reported to the IRS... 4a Did the foundation have unrelated business gross income of \$1,000 or more... 4b If "Yes," has it filed a tax return on Form 990-T... 5 Was there a liquidation, termination, dissolution, or substantial contraction... 6 Are the requirements of section 508(e) satisfied... 7 Did the foundation have at least \$5,000 in assets at any time during the year... 8a Enter the states to which the foundation reports or with which it is registered... 8b If the answer is "Yes" to line 7, has the foundation furnished a copy of Form 990-PF... 9 Is the foundation claiming status as a private operating foundation... 10 Did any persons become substantial contributors during the tax year?

Part VII-A Statements Regarding Activities (continued)

11	At any time during the year, did the foundation, directly or indirectly, own a controlled entity within the meaning of section 512(b)(13)? If "Yes," attach schedule (see instructions)	11		X
12	Did the foundation make a distribution to a donor advised fund over which the foundation or a disqualified person had advisory privileges? If "Yes," attach statement (see instructions)	12		X
13	Did the foundation comply with the public inspection requirements for its annual returns and exemption application? Website address ► NONE	13	X	
14	The books are in care of ► FOUNDATION Telephone no ► Located at ► 124 EASTBURY WILLIAMSBURG VA ZIP+4 ► 23188			
15	Section 4947(a)(1) nonexempt charitable trusts filing Form 990-PF in lieu of Form 1041—Check here and enter the amount of tax-exempt interest received or accrued during the year ► 15			
16	At any time during calendar year 2013, did the foundation have an interest in or a signature or other authority over a bank, securities, or other financial account in a foreign country? See the instructions for exceptions and filing requirements for Form TD F 90-22.1 If "Yes," enter the name of the foreign country ►	16	Yes	No X

Part VII-B Statements Regarding Activities for Which Form 4720 May Be Required

File Form 4720 if any item is checked in the "Yes" column, unless an exception applies.

		Yes	No
1a	During the year did the foundation (either directly or indirectly)		
(1)	Engage in the sale or exchange, or leasing of property with a disqualified person? <input type="checkbox"/> Yes <input checked="" type="checkbox"/> No		
(2)	Borrow money from, lend money to, or otherwise extend credit to (or accept it from) a disqualified person? <input type="checkbox"/> Yes <input checked="" type="checkbox"/> No		
(3)	Furnish goods, services, or facilities to (or accept them from) a disqualified person? <input type="checkbox"/> Yes <input checked="" type="checkbox"/> No		
(4)	Pay compensation to, or pay or reimburse the expenses of, a disqualified person? <input type="checkbox"/> Yes <input checked="" type="checkbox"/> No		
(5)	Transfer any income or assets to a disqualified person (or make any of either available for the benefit or use of a disqualified person)? <input type="checkbox"/> Yes <input checked="" type="checkbox"/> No		
(6)	Agree to pay money or property to a government official? (Exception. Check "No" if the foundation agreed to make a grant to or to employ the official for a period after termination of government service, if terminating within 90 days) <input type="checkbox"/> Yes <input checked="" type="checkbox"/> No		
b	If any answer is "Yes" to 1a(1)–(6), did any of the acts fail to qualify under the exceptions described in Regulations section 53.4941(d)-3 or in a current notice regarding disaster assistance (see instructions)? Organizations relying on a current notice regarding disaster assistance check here ► <input type="checkbox"/>	1b	N/A
c	Did the foundation engage in a prior year in any of the acts described in 1a, other than excepted acts, that were not corrected before the first day of the tax year beginning in 2013?	1c	X
2	Taxes on failure to distribute income (section 4942) (does not apply for years the foundation was a private operating foundation defined in section 4942(j)(3) or 4942(j)(5))		
a	At the end of tax year 2013, did the foundation have any undistributed income (lines 6d and 6e, Part XIII) for tax year(s) beginning before 2013? <input type="checkbox"/> Yes <input checked="" type="checkbox"/> No If "Yes," list the years ► 20 _____, 20 _____, 20 _____, 20 _____		
b	Are there any years listed in 2a for which the foundation is not applying the provisions of section 4942(a)(2) (relating to incorrect valuation of assets) to the year's undistributed income? (If applying section 4942(a)(2) to all years listed, answer "No" and attach statement—see instructions)	2b	N/A
c	If the provisions of section 4942(a)(2) are being applied to any of the years listed in 2a, list the years here ► 20 _____, 20 _____, 20 _____, 20 _____		
3a	Did the foundation hold more than a 2% direct or indirect interest in any business enterprise at any time during the year? <input type="checkbox"/> Yes <input checked="" type="checkbox"/> No		
b	If "Yes," did it have excess business holdings in 2013 as a result of (1) any purchase by the foundation or disqualified persons after May 26, 1969, (2) the lapse of the 5-year period (or longer period approved by the Commissioner under section 4943(c)(7)) to dispose of holdings acquired by gift or bequest, or (3) the lapse of the 10-, 15-, or 20-year first phase holding period? (Use Schedule C, Form 4720, to determine if the foundation had excess business holdings in 2013)	3b	N/A
4a	Did the foundation invest during the year any amount in a manner that would jeopardize its charitable purposes?	4a	X
b	Did the foundation make any investment in a prior year (but after December 31, 1969) that could jeopardize its charitable purpose that had not been removed from jeopardy before the first day of the tax year beginning in 2013?	4b	X

Part VII-B Statements Regarding Activities for Which Form 4720 May Be Required (continued)

5a	During the year did the foundation pay or incur any amount to			
	(1) Carry on propaganda, or otherwise attempt to influence legislation (section 4945(e))?	<input type="checkbox"/> Yes	<input checked="" type="checkbox"/> No	
	(2) Influence the outcome of any specific public election (see section 4955), or to carry on, directly or indirectly, any voter registration drive?	<input type="checkbox"/> Yes	<input checked="" type="checkbox"/> No	
	(3) Provide a grant to an individual for travel, study, or other similar purposes?	<input type="checkbox"/> Yes	<input checked="" type="checkbox"/> No	
	(4) Provide a grant to an organization other than a charitable, etc., organization described in section 509(a)(1), (2), or (3), or section 4940(d)(2)? (see instructions)	<input type="checkbox"/> Yes	<input checked="" type="checkbox"/> No	
	(5) Provide for any purpose other than religious, charitable, scientific, literary, or educational purposes, or for the prevention of cruelty to children or animals?	<input type="checkbox"/> Yes	<input checked="" type="checkbox"/> No	
b	If any answer is "Yes" to 5a(1)–(5), did any of the transactions fail to qualify under the exceptions described in Regulations section 53.4945 or in a current notice regarding disaster assistance (see instructions)?			5b N/A
	Organizations relying on a current notice regarding disaster assistance check here		<input type="checkbox"/>	
c	If the answer is "Yes" to question 5a(4), does the foundation claim exemption from the tax because it maintained expenditure responsibility for the grant?	<input type="checkbox"/> Yes	<input type="checkbox"/> No	
	If "Yes," attach the statement required by Regulations section 53.4945–5(d)			
6a	Did the foundation, during the year, receive any funds, directly or indirectly, to pay premiums on a personal benefit contract?	<input type="checkbox"/> Yes	<input checked="" type="checkbox"/> No	
b	Did the foundation, during the year, pay premiums, directly or indirectly, on a personal benefit contract?			6b X
	If "Yes" to 6b, file Form 8870			
7a	At any time during the tax year, was the foundation a party to a prohibited tax shelter transaction?	<input type="checkbox"/> Yes	<input checked="" type="checkbox"/> No	
b	If "Yes," did the foundation receive any proceeds or have any net income attributable to the transaction?			7b N/A

Part VIII Information About Officers, Directors, Trustees, Foundation Managers, Highly Paid Employees, and Contractors

1 List all officers, directors, trustees, foundation managers and their compensation (see instructions).

(a) Name and address	(b) Title, and average hours per week devoted to position	(c) Compensation (If not paid, enter -0-)	(d) Contributions to employee benefit plans and deferred compensation	(e) Expense account, other allowances
NONE				

2 Compensation of five highest-paid employees (other than those included on line 1—see instructions). If none, enter "NONE."

(a) Name and address of each employee paid more than \$50,000	(b) Title, and average hours per week devoted to position	(c) Compensation	(d) Contributions to employee benefit plans and deferred compensation	(e) Expense account, other allowances
NONE				

Total number of other employees paid over \$50,000

Part VIII Information About Officers, Directors, Trustees, Foundation Managers, Highly Paid Employees, and Contractors (continued)

3 Five highest-paid independent contractors for professional services (see instructions). If none, enter "NONE."

(a) Name and address of each person paid more than \$50,000	(b) Type of service	(c) Compensation
NONE		
Total number of others receiving over \$50,000 for professional services		▶

Part IX-A Summary of Direct Charitable Activities

List the foundation's four largest direct charitable activities during the tax year. Include relevant statistical information such as the number of organizations and other beneficiaries served, conferences convened, research papers produced, etc.	Expenses
1 SEE PART XV	101,179
2	
3	
4	

Part IX-B Summary of Program-Related Investments (see instructions)

Describe the two largest program-related investments made by the foundation during the tax year on lines 1 and 2	Amount	
1		
2		
All other program-related investments See instructions		
3		
Total. Add lines 1 through 3		▶ 0

Part X Minimum Investment Return (All domestic foundations must complete this part. Foreign foundations, see instructions)

1	Fair market value of assets not used (or held for use) directly in carrying out charitable, etc , purposes		
a	Average monthly fair market value of securities	1a	
b	Average of monthly cash balances	1b	
c	Fair market value of all other assets (see instructions)	1c	
d	Total (add lines 1a, b, and c)	1d	0
e	Reduction claimed for blockage or other factors reported on lines 1a and 1c (attach detailed explanation)	1e	
2	Acquisition indebtedness applicable to line 1 assets	2	
3	Subtract line 2 from line 1d	3	
4	Cash deemed held for charitable activities Enter 1 1/2 % of line 3 (for greater amount, see instructions)	4	
5	Net value of noncharitable-use assets. Subtract line 4 from line 3 Enter here and on Part V, line 4	5	0
6	Minimum investment return. Enter 5% of line 5	6	0

Part XI Distributable Amount (see instructions) (Section 4942(j)(3) and (j)(5) private operating foundations and certain foreign organizations check here and do not complete this part)

1	Minimum investment return from Part X, line 6	1	
2a	Tax on investment income for 2013 from Part VI, line 5	2a	382
b	Income tax for 2013 (This does not include the tax from Part VI)	2b	
c	Add lines 2a and 2b	2c	382
3	Distributable amount before adjustments Subtract line 2c from line 1	3	-382
4	Recoveries of amounts treated as qualifying distributions	4	
5	Add lines 3 and 4	5	-382
6	Deduction from distributable amount (see instructions)	6	
7	Distributable amount as adjusted Subtract line 6 from line 5 Enter here and on Part XIII, line 1	7	-382

Part XII Qualifying Distributions (see instructions)

1	Amounts paid (including administrative expenses) to accomplish charitable, etc , purposes		
a	Expenses, contributions, gifts, etc —total from Part I, column (d), line 26	1a	101,179
b	Program-related investments—total from Part IX-B	1b	
2	Amounts paid to acquire assets used (or held for use) directly in carrying out charitable, etc , purposes	2	
3	Amounts set aside for specific charitable projects that satisfy the		
a	Suitability test (prior IRS approval required)	3a	
b	Cash distribution test (attach the required schedule)	3b	
4	Qualifying distributions. Add lines 1a through 3b Enter here and on Part V, line 8, and Part XIII, line 4	4	101,179
5	Foundations that qualify under section 4940(e) for the reduced rate of tax on net investment income Enter 1% of Part I, line 27b (see instructions)	5	382
6	Adjusted qualifying distributions. Subtract line 5 from line 4	6	100,797

Note. The amount on line 6 will be used in Part V, column (b), in subsequent years when calculating whether the foundation qualifies for the section 4940(e) reduction of tax in those years

Part XIII Undistributed Income (see instructions)

	(a) Corpus	(b) Years prior to 2012	(c) 2012	(d) 2013
1 Distributable amount for 2013 from Part XI, line 7				-382
2 Undistributed income, if any, as of the end of 2013:				
a Enter amount for 2012 only			0	
b Total for prior years 20 09 , 20 10 , 20 11		-127		
3 Excess distributions carryover, if any, to 2013:				
a From 2008				
b From 2009				
c From 2010				21,134
d From 2011				13,500
e From 2012				33,550
f Total of lines 3a through e	68,184			
4 Qualifying distributions for 2013 from Part XII, line 4 ▶ \$ 101,179				
a Applied to 2012, but not more than line 2a				
b Applied to undistributed income of prior years (Election required—see instructions)				
c Treated as distributions out of corpus (Election required—see instructions)				
d Applied to 2013 distributable amount				
e Remaining amount distributed out of corpus	101,179			
5 Excess distributions carryover applied to 2013 (If an amount appears in column (d), the same amount must be shown in column (a))				
6 Enter the net total of each column as indicated below:				
a Corpus Add lines 3f, 4c, and 4e Subtract line 5	169,363			
b Prior years' undistributed income Subtract line 4b from line 2b		0		
c Enter the amount of prior years' undistributed income for which a notice of deficiency has been issued, or on which the section 4942(a) tax has been previously assessed				
d Subtract line 6c from line 6b Taxable amount—see instructions				
e Undistributed income for 2012 Subtract line 4a from line 2a Taxable amount—see instructions			0	
f Undistributed income for 2013 Subtract lines 4d and 5 from line 1 This amount must be distributed in 2014				0
7 Amounts treated as distributions out of corpus to satisfy requirements imposed by section 170(b)(1)(F) or 4942(g)(3) (see instructions)				
8 Excess distributions carryover from 2008 not applied on line 5 or line 7 (see instructions)	382			
9 Excess distributions carryover to 2014. Subtract lines 7 and 8 from line 6a	168,981			
10 Analysis of line 9:				
a Excess from 2009				
b Excess from 2010				21,134
c Excess from 2011				13,500
d Excess from 2012				33,550
e Excess from 2013				101,179

Part XIV Private Operating Foundations (see instructions and Part VII-A, question 9) N/A

- 1a** If the foundation has received a ruling or determination letter that it is a private operating foundation, and the ruling is effective for 2013, enter the date of the ruling ▶
- b** Check box to indicate whether the foundation is a private operating foundation described in section 4942(j)(3) or 4942(j)(5)

	Tax year				(e) Total
	(a) 2013	(b) 2012	(c) 2011	(d) 2010	
2a Enter the lesser of the adjusted net income from Part I or the minimum investment return from Part X for each year listed					0
b 85% of line 2a					0
c Qualifying distributions from Part XII, line 4 for each year listed					0
d Amounts included in line 2c not used directly for active conduct of exempt activities					0
e Qualifying distributions made directly for active conduct of exempt activities Subtract line 2d from line 2c					0
3 Complete 3a, b, or c for the alternative test relied upon					
a "Assets" alternative test—enter					
(1) Value of all assets					0
(2) Value of assets qualifying under section 4942(j)(3)(B)(i)					0
b "Endowment" alternative test—enter 2/3 of minimum investment return shown in Part X, line 6 for each year listed					0
c "Support" alternative test—enter					
(1) Total support other than gross investment income (interest, dividends, rents, payments on securities loans (section 512(a)(5)), or royalties)					0
(2) Support from general public and 5 or more exempt organizations as provided in section 4942(j)(3)(B)(iii)					0
(3) Largest amount of support from an exempt organization					0
(4) Gross investment income					0

Part XV Supplementary Information (Complete this part only if the foundation had \$5,000 or more in assets at any time during the year—see instructions.)

- 1 Information Regarding Foundation Managers:**
- a** List any managers of the foundation who have contributed more than 2% of the total contributions received by the foundation before the close of any tax year (but only if they have contributed more than \$5,000) (See section 507(d)(2))

ROBERT McELDOWNEY JR

- b** List any managers of the foundation who own 10% or more of the stock of a corporation (or an equally large portion of the ownership of a partnership or other entity) of which the foundation has a 10% or greater interest

NONE

- 2 Information Regarding Contribution, Grant, Gift, Loan, Scholarship, etc., Programs:**
- Check here if the foundation only makes contributions to preselected charitable organizations and does not accept unsolicited requests for funds. If the foundation makes gifts, grants, etc (see instructions) to individuals or organizations under other conditions, complete items 2a, b, c, and d
- a** The name, address, and telephone number or e-mail address of the person to whom applications should be addressed
- b** The form in which applications should be submitted and information and materials they should include
- c** Any submission deadlines
- d** Any restrictions or limitations on awards, such as by geographical areas, charitable fields, kinds of institutions, or other factors

Part XV Supplementary Information (continued)

3 Grants and Contributions Paid During the Year or Approved for Future Payment

Recipient	If recipient is an individual, show any relationship to any foundation manager or substantial contributor	Foundation status of recipient	Purpose of grant or contribution	Amount
Name and address (home or business)				
a <i>Paid during the year</i> HUNTERDON MEDICAL CENTER			GENERAL PURPOSE	20,000
PRINCETON UNIVERSITY			GENERAL PURPOSE	5,000
KIVA			GENERAL PURPOSE	5,000
WHEELLOCK COLLEGE			GENERAL PURPOSE	4,500
CARE USA			GENERAL PURPOSE	5,500
BLACKBURN MEMORIAL			GENERAL PURPOSE	4,000
BEAT THE STREETS			GENERAL PURPOSE	4,500
RED HILL MUSEUM			GENERAL PURPOSE	3,000
ADAPTIVE SKI PROGRAM			GENERAL PURPOSE	3,000
AMERICAN SPORS COUNCIL			GENERAL PURPOSE	3,000
VARIOUS ORGANIZATIONS			GENERAL PURPOSE	43,679
Total			▶ 3a	101,179
b <i>Approved for future payment</i>				
Total			▶ 3b	0

Part I, Line 6 (990-PF) - Gain/Loss from Sale of Assets Other Than Inventory

Check "X" to include in Part IV	Description	CUSIP #	Purchaser	Check "X" if Purchaser is a Business	Date Acquired	Acquisition Method	Date Sold	Gross Sales Price	Cost or Other Basis	Valuation Method	Expense of Sale and Cost of Improvements	Depreciation	Adjustments	Net Gain or Loss
	Long Term CG Distributions													9,600
	Short Term CG Distributions													0
1	X SEE SCHEDULE ATTACHED				VARIOUS	P	VARIOUS	110,826	178,334					-67,508
2	X SEE SCHEDULE ATTACHED				VARIOUS	P	VARIOUS	709,975	632,867					77,108
Totals														
														Capital Gains/Losses
														Other sales
														811,201
														0
														0

Part I, Line 16b (990-PF) - Accounting Fees

		2,368	0	0
Description		Revenue and Expenses per Books	Net Investment Income	Adjusted Net Income
1	FREDERICK BUTCHER & CO	2,368		

Part I, Line 16b (990-PF) - Accounting Fees

		0
Disbursements for Charitable Purposes (Cash Basis Only)		
1		

Part I, Line 18 (990-PF) - Taxes

		1,226	0	0
Description		Revenue and Expenses per Books	Net Investment Income	Adjusted Net Income
1	Real estate tax not included in line 20			
2	Tax on investment income			
3	Income tax	358		
4	FOREIGN TAXES	868		

Part I, Line 18 (990-PF) - Taxes

		0
Disbursements for Charitable Purposes		
1		
2		
3		
4		

Part I, Line 23 (990-PF) - Other Expenses

		19,368	0	0
Description		Revenue and Expenses per Books	Net Investment Income	Adjusted Net Income
1	MANAGEMENT FEES	18,992		
2	MISC FEES	376		
3				

Part II, Line 10c (990-PF) - Investments - Corporate Bonds

1	Description	Interest Rate	Maturity Date	Book Value	Book Value	Book Value	FMV	FMV
				Beg of Year	End of Year	End of Year	Beg of Year	End of Year
				1,417,267	1,600,069	1,600,069	1,417,267	1,600,069
				1,417,267	1,600,069	1,600,069	1,417,267	1,600,069



2013 ENHANCED SUMMARY

As of Date: 2/07/14

Your Financial Advisor :
 CHARLES FAIG / TRINA MITTSCH
 THOMAS CANNIZZO
 OFFICE CENTER AT SHORT HILLS
 51 JFK PARKWAY
 4TH FLOOR
 SHORT HILLS NJ 07078
 (973) 467-4000

THE ROBERT MCELDOWNEY JR
 FAMILY FOUNDATION
 124 EASTBURY
 WILLIAMSBURG VA 23188-8908

Account Number: 2415-5999

Year-End Account Summary

This information is NOT provided to the Internal Revenue Service, but is being provided to you for courtesy purposes. Please consult with your Financial Advisor or Tax Advisor regarding specific questions.

For noncovered transactions, we provide supplemental cost basis information, when it is available, to assist you with completing your tax return, however, THIS INFORMATION IS NOT PROVIDED TO THE INTERNAL REVENUE SERVICE

UNKNOWN TERM GAINS OR LOSSES FOR NONCOVERED SECURITIES (Box 6) Proceeds from Broker and Barter Exchange Transactions for 2013

8-Description / CUSIP 1a-Date of Sale or Exchange	1e-Quantity Sold	1b-Date of Acquisition	2a-Sales Price*	3-Cost or Other Basis	Supplemental Information	
					Gain or Loss Amount	Additional Information
BANK NEW YORK MELLON / 064058100 CORP						
03/05/13	1,000 0000	07/25/95 ²⁰⁰⁸	27,514.23	46,93	N/A	SALE
03/18/13	2,000 0000	07/25/95	56,219.24	12,51	N/A	SALE
12/23/13	800 0000	07/25/95	27,092.72	N/A	N/A	SALE

TOTAL UNKNOWN TERM GAINS OR LOSSES FOR NONCOVERED SECURITIES

✓ 110,826.19 174,734 0.00 (67,507.81)

*Box 2a Sales price less commissions and option premiums
 For some tax lots complete data is not available. Therefore, you may see N/A in the Proceeds, Gain/Loss columns, or Cost column. In these situations, you should determine the actual cost or proceeds and calculate the Gain/Loss. Please note that the totals will include any available cost or proceeds, even if the Gain/Loss is marked N/A.

2013 SUMMARY AMENDMENT

Page 6 of 119

Amended Date: 5/09/14

Your Financial Advisor :

CHARLES FAIG / TRINA MITSCH
 THOMAS CANNIZZO
 OFFICE CENTER AT SHORT HILLS
 51 JFK PARKWAY
 4TH FLOOR
 SHORT HILLS NJ 07078
 (973) 467-4000

THE ROBERT MCELDOWNEY JR
 FAMILY FOUNDATION
 124 EASTBURY
 WILLIAMSBURG VA 23188-8908

Account Number: 4005-3934


Year-End Account Summary

**This information is NOT provided to the Internal Revenue Service, but is being provided to you for courtesy purposes.
 Please consult with your Financial Advisor or Tax Advisor regarding specific questions.**

For noncovered transactions, we provide supplemental cost basis information, when it is available, to assist you with completing your tax return, however, THIS INFORMATION IS NOT PROVIDED TO THE INTERNAL REVENUE SERVICE.

SHORT TERM GAINS OR LOSSES (Box 1c) FOR COVERED SECURITIES (Box 6) Proceeds from Broker and Barter Exchange Transactions for 2013

8-Description / CUSIP 1a-Date of Sale or Exchange	1e-Quantity Sold	1b-Date of Acquisition	2a-Sales Price*	3-Cost or Other Basis	Supplemental Information	
					Gain or Loss Amount	Additional Information
ABBOTT LABORATORIES / 002824100						
01/28/13	1.0000	10/03/12	32.95	33.50	-0.55	SALE
08/26/13	2.0000	10/03/12	69.61	67.00	2.61	SALE
ABBVIE INC / 00287Y109						
01/03/13	5.0000	10/03/12	173.52	181.63	-8.11	
	4.0000	10/03/12	138.82	145.07	-6.25	
	3.0000	10/04/12	104.11	110.29	-6.18	
	3.0000	10/05/12	104.11	111.68	-7.57	
	8.0000	10/10/12	277.65	294.00	-16.35	
	7.0000	10/10/12	242.95	255.34	-12.39	
	1.0000	12/26/12	34.71	33.86	0.85	
	31.0000	Various	1,075.87	1,131.87	-56.00	SALE
						TOTAL 7 LOTS
AECOM TECHNOLOGY CORP / 00766T100						
01/02/13	2.0000	10/24/12	48.79	41.93	6.86	SALE
01/11/13	9.0000	10/24/12	223.75	188.65	35.10	SALE
03/18/13	8.0000	10/24/12	258.39	167.69	90.70	SALE
08/26/13	18.0000	10/24/12	554.30	377.29	177.01	SALE
AES CORP / 00130H105						
01/02/13	4.0000	10/24/12	43.60	42.04	1.56	SALE
X 08/26/13	17.0000	10/24/12	221.07	176.63	44.44	SALE
AETNA INC(NEW) / 00817Y108						
	15.0000	10/24/12	964.81	659.19	305.62	



2013 SUMMARY AMENDMENT

Amended Date: 5/09/14

Your Financial Advisor :
 CHARLES FAIG / TRINA MITSCH
 THOMAS CANNIZZO
 OFFICE CENTER AT SHORT HILLS
 51 JFK PARKWAY
 4TH FLOOR
 SHORT HILLS NJ 07078
 (973) 467-4000

THE ROBERT MCELDOWNEY JR
 FAMILY FOUNDATION
 124 EASTBURY
 WILLIAMSBURG VA 23188-8908

Account Number: 4005-3934

Year-End Account Summary

This information is NOT provided to the Internal Revenue Service, but is being provided to you for courtesy purposes. Please consult with your Financial Advisor or Tax Advisor regarding specific questions.

SHORT TERM GAINS OR LOSSES (Box 1c) FOR COVERED SECURITIES (Box 6) Proceeds from Broker and Barter Exchange Transactions for 2013

continued

8-Description / CUSIP 1a-Date of Sale or Exchange	1e-Quantity Sold	1b-Date of Acquisition	2a-Sales Price*	3-Cost or Other Basis	Supplemental Information Gain or Loss Amount	Additional Information
08/26/13	16 0000	Various	1,029.14	705.49	323.65	SALE
AKTIEBOLAGET ELECTROLUX / 010198208 ADR SPONS 10/09/13	27 0000	07/30/13	1,346.48	1,569.64	-223.16	SALE
ALASKA AIR GROUP INC / 011659109 01/02/13	1.0000	10/24/12	44.04	38.26	5.78	SALE
08/26/13	2 0000	10/24/12	121.57	76.52	45.05	SALE
ALLIANCE DATA SYSTEMS / 018581108 CORP 11/07/13	3 0000	07/23/13	722.39	570.49	151.90	SALE
	1 0000	07/23/13	242.47	190.16	52.31	
	2.0000	08/06/13	484.94	470.31	74.63	
11/08/13	3 0000	Various	727.41	600.47	126.94	SALE
ALLIANCE GLOBAL GROUP / 01861B101 INC-UNSPONSORED ADR 12/23/13	8.0000	07/31/13	229.84	246.00	-16.16	SALE
ALLIED WORLD ASSURANCE / H01531104 CO HOLDINGS LTD 01/02/13	1 0000	10/24/12	79.78	81.35	-1.57	SALE
08/26/13	1 0000	10/24/12	93.31	81.35	11.96	SALE
	11.0000	10/24/12	1,117.80	894.81	222.99	
	1 0000	12/27/12	101.62	78.13	23.49	
10/03/13	12 0000	Various	1,219.42	972.94	246.48	SALE
						TOTAL 2 LOTS

2013 SUMMARY AMENDMENT

Page 8 of 119

Amended Date: 5/09/14

Your Financial Advisor :
 CHARLES FAIG / TRINA MITSCH
 THOMAS CANNIZZO
 OFFICE CENTER AT SHORT HILLS
 51 JFK PARKWAY
 4TH FLOOR
 SHORT HILLS NJ 07078
 (973) 467-4000

THE ROBERT MCELLOWNEY JR
 FAMILY FOUNDATION
 124 EASTBURY
 WILLIAMSBURG VA 23188-8908

Account Number: 4005-3934

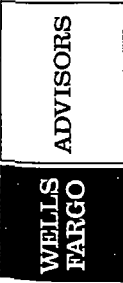
Year-End Account Summary

This information is NOT provided to the Internal Revenue Service, but is being provided to you for courtesy purposes. Please consult with your Financial Advisor or Tax Advisor regarding specific questions.

continued

SHORT TERM GAINS OR LOSSES (Box 1c) FOR COVERED SECURITIES (Box 6) Proceeds from Broker and Barter Exchange Transactions for 2013

8-Description / CUSIP 1a-Date of Sale or Exchange	1e-Quantity Sold	1b-Date of Acquisition	2a-Sales Price*	3-Cost or Other Basis	Supplemental Information	
					Gain or Loss Amount	Additional Information
ALLSTATE CORP / 020002101						
01/02/13	1 0000	10/24/12	40.97	41.17	-0.20	SALE
08/26/13	11.0000	10/24/12	538.78	452.87	85.91	SALE
ALTERA CORPORATION / 021441100						
03/21/13	14.0000	02/05/13	489.75	483.87	5.88	SALE
AMDOCS LTD / G02602103						
08/26/13	2.0000	08/12/13	75.87	76.59	-0.72	SALE
AMERICAN CAPITAL AGENCY / 02503X105						
CORP						
01/02/13	1.0000	10/24/12	29.75	32.44	-2.69	SALE
	17 0000	10/24/12	364.36	551.42	-187.06	
	1.0000	12/27/12	21.44	29.15	-7.71	
07/26/13	18 0000	Various	385.80	580.57	-194.77	SALE
AMERICAN ELECTRIC POWER / 025537101						
INC						
01/02/13	1.0000	10/24/12	43.46	43.77	-0.31	SALE
08/26/13	9.0000	10/24/12	384.12	393.91	-9.79	SALE
AMERIPRISE FINANCIAL / 03076C106						
INC						
01/02/13	2.0000	10/24/12	129.38	113.94	15.44	SALE
08/26/13	5 0000	10/24/12	445.95	284.85	161.10	SALE
AMERISOURCEBERGEN CORP / 03073E105						
08/26/13	1 0000	06/24/13	57.59	54.07	3.52	SALE
						TOTAL 2 LOTS



2013 SUMMARY AMENDMENT

Amended Date: 5/09/14

Your Financial Advisor:
 CHARLES FAIG / TRINA MITTSCH
 THOMAS CANNIZZO
 OFFICE CENTER AT SHORT HILLS
 51 JFK PARKWAY
 4TH FLOOR
 SHORT HILLS NJ 07078
 (973) 467-4000

THE ROBERT MCELDOWNEY JR
 FAMILY FOUNDATION
 124 EASTBURY
 WILLIAMSBURG VA 23188-8908

Account Number: 4005-3934

Year-End Account Summary

This information is NOT provided to the Internal Revenue Service, but is being provided to you for courtesy purposes. Please consult with your Financial Advisor or Tax Advisor regarding specific questions.

SHORT TERM GAINS OR LOSSES (Box 1c) FOR COVERED SECURITIES (Box 6) Proceeds from Broker and Barter Exchange Transactions for 2013

continued

8-Description / CUSIP 1a-Date of Sale or Exchange	1e-Quantity Sold	1b-Date of Acquisition	2a-Sales Price*	3-Cost or Other Basis	Supplemental Information	
					Gain or Loss Amount	Additional Information
AMGEN INC / 031162100						
01/02/13	1 0000	10/24/12	88.01	87.60	0.41	SALE
08/26/13	7 0000	10/24/12	797.89	613.19	184.70	SALE
ANADARKO PETROLEUM CORP / 032511107						
10/01/13	1 0000	10/05/12	93.41	69.50	23.91	
	1 0000	12/26/12	93.41	73.94	19.47	
	2.0000	Various	186.82	143.44	43.38	SALE
						TOTAL 2 LOTS
ANHEUSER BUSCH INBEV / 03524A108						
SANV-SPONSORED ADR						
03/26/13	2 0000	10/24/12	196.86	170.87	25.99	SALE
07/17/13	16 0000	10/24/12	1,460.64	1,366.93	93.71	SALE
ANNALY CAPITAL MANAGEMENT / 035710409						
INC REIT						
01/02/13	1.0000	10/24/12	14.18	15.91	-1.73	SALE
08/26/13	6 0000	10/24/12	68.28	95.45	-27.17	SALE
10/03/13	40 0000	10/24/12	465.72	636.30	-170.58	SALE
AOL INC / 00184X105						
01/02/13	1.0000	10/24/12	30.20	30.74	-0.54	SALE
	23.0000	10/24/12	857.20	706.82	150.38	Original Basis 825.27
	1.0000	12/27/12	37.27	29.78	7.49	
	24 0000	Various	894.47	736.60	157.87	SALE
						TOTAL 2 LOTS
APPLIED MATERIALS INC / 038222105						
08/26/13	6 0000	05/24/13	93.02	87.12	5.90	SALE
	18.0000	05/24/13	325.65	261.36	64.29	

2013 SUMMARY AMENDMENT

Amended Date: 5/09/14

Your Financial Advisor :
 CHARLES FAIG / TRINA MITSCH
 THOMAS CANNIZZO
 OFFICE CENTER AT SHORT HILLS
 51 JFK PARKWAY
 4TH FLOOR
 SHORT HILLS NJ 07078
 (973) 467-4000

THE ROBERT MCELDOWNEY JR
 FAMILY FOUNDATION
 124 EASTBURY
 WILLIAMSBURG VA 23188-8908

Account Number: 4005-3934

Year-End Account Summary

**This information is NOT provided to the Internal Revenue Service, but is being provided to you for courtesy purposes.
 Please consult with your Financial Advisor or Tax Advisor regarding specific questions.**

SHORT TERM GAINS OR LOSSES (Box 1c) FOR COVERED SECURITIES (Box 6) Proceeds from Broker and Barter Exchange Transactions for 2013

continued

8-Description / CUSIP 1a-Date of Sale or Exchange	1e-Quantity Sold	1b-Date of Acquisition	2a-Sales Price*	3-Cost or Other Basis	Supplemental Information	
					Gain or Loss Amount	Additional Information
10/17/13	33.0000	06/28/13	597.05	493.28	103.77	
ARTISAN PARTNERS FDS / 04314H105 INC SMALL CAP FDS INV SHS	51.0000	Various	922.70	754.64	168.06	SALE
01/14/13	87.0000	12/11/12	1,873.11	1,776.54	96.57	SALE
08/26/13	299.0000	12/11/12	7,827.82	6,105.58	1,722.24	SALE
11/05/13	60.0000	12/11/12	1,701.00	1,225.20	475.80	SALE
ASSA ABLOY AB - ADR / 045387107	3.0000	10/25/12	60.24	49.14	11.10	SALE
03/26/13	40.0000	10/25/12	881.02	655.20	225.82	SALE
07/31/13	6.0000	10/24/12	218.41	233.10	-14.69	
ASSURANT INC / 04621X108	1.0000	12/27/12	36.41	34.56	1.85	
01/16/13	7.0000	Various	254.82	267.66	-12.84	SALE
AT & T INC / 00206R102	3.0000	10/24/12	103.14	104.22	-1.08	SALE
01/02/13	14.0000	10/24/12	474.94	486.36	-11.42	SALE
08/26/13	6.0000	06/20/13	240.74	226.24	14.50	SALE
AVAGO TECHNOLOGIES LTD / Y0486S104	1.0000	10/05/12	39.87	34.49	5.38	
09/17/13	1.0000	12/26/12	39.87	31.09	8.78	
	15.0000	03/22/13	598.07	537.22	60.85	
	12.0000	06/20/13	478.47	452.51	25.96	
						TOTAL 2 LOTS



2013 SUMMARY AMENDMENT

Your Financial Advisor :
 CHARLES FAIG / TRINA MITTSCH
 THOMAS CANNIZZO
 OFFICE CENTER AT SHORT HILLS
 51 JFK PARKWAY
 4TH FLOOR
 SHORT HILLS NJ 07078
 (973) 467-4000

THE ROBERT MCELDOWNEY JR
 FAMILY FOUNDATION
 124 EASTBURY
 WILLIAMSBURG VA 23188-8908

Account Number: 4005-3934

Year-End Account Summary

This information is NOT provided to the Internal Revenue Service, but is being provided to you for courtesy purposes. Please consult with your Financial Advisor or Tax Advisor regarding specific questions.

SHORT TERM GAINS OR LOSSES (Box 1c) FOR COVERED SECURITIES (Box 6)

continued

Proceeds from Broker and Barter Exchange Transactions for 2013

8-Description / CUSIP 1a-Date of Sale or Exchange	1e-Quantity Sold	1b-Date of Acquisition	2a-Sales Price*	3-Cost or Other Basis	Supplemental Information	
					Gain or Loss Amount	Additional Information
09/17/13	29 0000	Various	1,156.28	1,055.31	100.97	SALE
AVERY DENNISON CORP / 053611109						
08/26/13	4.0000	03/22/13	178.93	171.45	7.48	SALE
12/04/13	11 0000	03/22/13	537.70	471.49	66.21	SALE
BAIDU INC ADR / 056752108						
	2 0000	10/05/12	172.14	231.48	-59.34	
	1 0000	12/26/12	86.07	100.20	-14.13	
03/20/13	3 0000	Various	258.21	331.68	-73.47	SALE
10/28/13	3 0000	05/20/13	465.02	301.74	163.28	SALE
11/05/13	2.0000	05/20/13	304.64	201.16	103.48	SALE
BANK OF AMERICA CORP / 060505104						
01/02/13	8.0000	10/24/12	95.88	74.56	21.32	SALE
08/26/13	29 0000	10/24/12	423.68	270.28	153.40	SALE
BAYERISCHE MOTOREN WERK / 072743206						
03/26/13	2 0000	10/25/12	59.82	51.93	7.89	SALE
BB&T CORP / 054937107						
05/29/13	9.0000	10/24/12	300.92	259.36	41.56	SALE
	6.0000	10/24/12	203.77	172.90	30.87	
	1 0000	12/27/12	33.97	29.07	4.90	
09/13/13	7 0000	Various	237.74	201.97	35.77	SALE
BEST BUY CO INC / 086516101						
	29.0000	04/20/12	413.93	628.89	-214.96	
	2 0000	12/27/12	28.55	23.02	5.53	
					TOTAL 4 LOTS	
					TOTAL 2 LOTS	
					TOTAL 2 LOTS	

2013 SUMMARY AMENDMENT

Page 12 of 119

Amended Date: 5/09/14

Your Financial Advisor:
 CHARLES FAIG / TRINA MITTSCH
 THOMAS CANNIZZO
 OFFICE CENTER AT SHORT HILLS
 51 JFK PARKWAY
 4TH FLOOR
 SHORT HILLS NJ 07078
 (973) 467-4000

THE ROBERT MCELDOWNEY JR
 FAMILY FOUNDATION
 124 EASTBURY
 WILLIAMSBURG VA 23188-8908

Account Number: 4005-3934


Year-End Account Summary

This information is NOT provided to the Internal Revenue Service, but is being provided to you for courtesy purposes.
 Please consult with your Financial Advisor or Tax Advisor regarding specific questions.

SHORT TERM GAINS OR LOSSES (Box 1c) FOR COVERED SECURITIES (Box 6) Proceeds from Broker and Barter Exchange Transactions for 2013

continued

8-Description / CUSIP 1a-Date of Sale or Exchange	1e-Quantity Sold	1b-Date of Acquisition	2a-Sales Price*	3-Cost or Other Basis	Supplemental Information	
					Gain or Loss Amount	Additional Information
01/14/13	31.0000	Various	442.48	651.91	-209.43	SALE TOTAL 2 LOTS
01/28/13	1.0000	05/14/12	150.58	136.90	13.68	SALE
05/08/13	2.0000	05/14/12	427.62	273.80	153.82	SALE
BIOMARIN PHARMACEUTICAL / 09061G101						
08/26/13	2.0000	03/13/13	132.12	122.92	9.20	SALE
11/05/13	1.0000	03/13/13	61.87	61.46	0.41	SALE
BRANDYWINE REALTY TRUST / 105368203						
08/26/13	7.0000	10/24/12	91.65	83.55	8.10	SALE
BRINKER INTL INC / 109641100						
01/02/13	1.0000	10/24/12	31.58	30.03	1.55	SALE
06/14/13	8.0000	10/24/12	326.63	240.24	86.39	SALE
BRITISH AMERN TOB PLC / 110448107						
03/14/13	8.0000	10/24/12	840.00	808.61	31.39	SALE
BRITISH SKY BROADCASTG / 111013108						
05/14/13	24.0000	10/25/12	1,196.51	1,130.16	66.35	SALE
	1.0000	03/26/13	49.86	54.08	-4.22	SALE
	25.0000	Various	1,246.37	1,184.24	62.13	SALE TOTAL 2 LOTS



2013 SUMMARY AMENDMENT

Amended Date: 5/09/14

Your Financial Advisor :

CHARLES FAIG / TRINA MITTSCH
 THOMAS CANNIZZO
 OFFICE CENTER AT SHORT HILLS
 51 JFK PARKWAY
 4TH FLOOR
 SHORT HILLS NJ 07078
 (973) 467-4000

THE ROBERT MCELDOWNEY JR
 FAMILY FOUNDATION
 124 EASTBURY
 WILLIAMSBURG VA 23188-8908

Account Number: 4005-3934

Year-End Account Summary

This information is NOT provided to the Internal Revenue Service, but is being provided to you for courtesy purposes. Please consult with your Financial Advisor or Tax Advisor regarding specific questions.

**SHORT TERM GAINS OR LOSSES (Box 1c) FOR COVERED SECURITIES (Box 6)
 Proceeds from Broker and Barter Exchange Transactions for 2013**

continued

8-Description / CUSIP 1a-Date of Sale or Exchange	1e-Quantity Sold	1b-Date of Acquisition	2a-Sales Price*	3-Cost or Other Basis	Supplemental Information	
					Gain or Loss Amount	Additional Information
BROADCOM CORP / 111320107 CL A						
01/02/13	2.0000	07/03/12	68.36	67.89	0.47	SALE
01/30/13	14.0000	07/03/12	478.59	475.23	3.36	SALE
	6.0000	07/03/12	204.06	203.67	0.39	
	3.0000	07/03/12	102.04	101.12	0.92	
01/30/13	9.0000	07/03/12	306.10	304.79	1.31	SALE
	9.0000	07/03/12	292.53	303.33	-10.80	
	7.0000	07/19/12	227.52	226.76	0.76	
	6.0000	07/20/12	195.03	191.81	3.22	
02/06/13	22.0000	Various	715.08	721.90	-6.82	SALE
	1.0000	07/20/12	35.69	31.74	3.95	Original Basis 31.96
	4.0000	08/24/12	142.78	139.83	2.95	Original Basis 140.71
	4.0000	08/24/12	142.78	140.22	2.56	Original Basis 141.10
	3.0000	10/05/12	107.09	103.23	3.86	Original Basis 103.89
	2.0000	10/24/12	71.40	63.94	7.46	Original Basis 64.38
05/29/13	14.0000	Various	499.74	478.96	20.78	SALE
06/12/13	11.0000	10/24/12	366.74	351.67	15.07	SALE
	13.0000	10/24/12	432.62	415.61	17.01	Original Basis 418.47
	1.0000	12/06/12	33.28	32.74	0.54	Original Basis 32.96
06/13/13	14.0000	Various	465.90	448.35	17.55	SALE
07/23/13	11.0000	12/06/12	350.70	360.11	-9.41	SALE
07/23/13	8.0000	12/06/12	255.76	261.89	-6.13	SALE
	6.0000	12/06/12	163.06	196.41	-33.35	Original Basis 197.73
	2.0000	12/26/12	54.35	65.38	-11.03	Original Basis 65.82
	2.0000	12/27/12	54.36	65.10	-10.74	Original Basis 65.54
						TOTAL 2 LOTS
						TOTAL 3 LOTS
						TOTAL 5 LOTS
						TOTAL 2 LOTS

2013 SUMMARY AMENDMENT

Page 14 of 119

Amended Date: 5/09/14

Your Financial Advisor :

CHARLES FAIG / TRINA MITSCH
 THOMAS CANNIZZO
 OFFICE CENTER AT SHORT HILLS
 51 JFK PARKWAY
 4TH FLOOR
 SHORT HILLS NJ 07078
 (973) 467-4000

THE ROBERT MCELDOWNEY JR
 FAMILY FOUNDATION
 124 EASTBURY
 WILLIAMSBURG VA 23188-8908

Account Number: 4005-3934

Year-End Account Summary

This information is NOT provided to the Internal Revenue Service, but is being provided to you for courtesy purposes. Please consult with your Financial Advisor or Tax Advisor regarding specific questions.

SHORT TERM GAINS OR LOSSES (Box 1c) FOR COVERED SECURITIES (Box 6) Proceeds from Broker and Barter Exchange Transactions for 2013

continued

8-Description / CUSIP 1a-Date of Sale or Exchange	1e-Quantity Sold	1b-Date of Acquisition	2a-Sales Price*	3-Cost or Other Basis	Supplemental Information	
					Gain or Loss Amount	Additional Information
07/24/13	4 0000	01/03/13	108 72	138 43	-29 71	Original Basis 139 31
	14 0000	Various	380 49	465 32	-84 83	SALE
	1 0000	01/03/13	26 73	34 60	-7 87	Original Basis 34 82
	3 0000	01/03/13	80 19	103 78	-23 59	Original Basis 104 44
	5 0000	05/28/13	133 65	182 04	-48 39	Original Basis 182 59
07/25/13	9 0000	Various	240 57	320 42	-79 85	SALE
08/26/13	1 0000	05/28/13	25 10	36 41	-11 31	SALE
08/30/13	15 0000	05/28/13	378 48	544 43	-165 95	SALE
BROCADE COMMUNICATIONS / 111621306						
SYSTEMS						
01/02/13	14 0000	10/24/12	78 05	76 30	1 75	SALE
	291 0000	10/24/12	1,707 91	1,585 95	121 96	
	14 0000	12/27/12	82 17	73 50	8 67	
07/01/13	305 0000	Various	1,790 08	1,659 45	130 63	SALE
CALPINE CORP / 131347304						
08/26/13	1 0000	06/28/13	19 36	21 33	-1 97	SALE
CANADIAN PACIFIC RAILWAY / 13645T100						
LTD						
06/26/13	4 0000	01/04/13	482 18	430 64	51 54	SALE
CANON INC ADR REP 5SHS / 138006309						
05/01/13	9 0000	10/24/12	316 12	291 46	24 66	SALE
05/02/13	29 0000	10/24/12	1,025 63	939 14	86 49	SALE
						TOTAL 4 LOTS
						TOTAL 3 LOTS
						TOTAL 2 LOTS



2013 SUMMARY AMENDMENT

Amended Date: 5/09/14

Your Financial Advisor :
 CHARLES FAIG / TRINA MITTSCH
 THOMAS CANNIZZO
 OFFICE CENTER AT SHORT HILLS
 51 JFK PARKWAY
 4TH FLOOR
 SHORT HILLS NJ 07078
 (973) 467-4000

THE ROBERT MCELLOWNEY JR
 FAMILY FOUNDATION
 124 EASTBURY
 WILLIAMSBURG VA 23188-8908

Account Number: 4005-3934

Year-End Account Summary

This information is NOT provided to the Internal Revenue Service, but is being provided to you for courtesy purposes. Please consult with your Financial Advisor or Tax Advisor regarding specific questions.

SHORT TERM GAINS OR LOSSES (Box 1c) FOR COVERED SECURITIES (Box 6) Proceeds from Broker and Barter Exchange Transactions for 2013

continued

8-Description / CUSIP 1a-Date of Sale or Exchange	1e-Quantity Sold	1b-Date of Acquisition	2a-Sales Price*	3-Cost or Other Basis	Supplemental Information	
					Gain or Loss Amount	Additional Information
CAPITALSOURCE INC / 14055X102 07/23/13	68 0000	06/28/13	809 69	643.65	166 04	SALE
CAREFUSION CORP / 14170T101 08/26/13	4 0000	06/28/13	143 01	148.03	-5 02	SALE
CBL & ASSOC PROPERTIES / 124830100 REIT INC 01/02/13	1.0000	10/24/12	21 63	22 09	-0 46	SALE
07/19/13	16 0000	10/24/12	381 47	353 39	28 08	SALE
08/26/13	3.0000	10/24/12	58 99	66.26	-7 27	SALE
CBS CORP CL B / 124857202 01/02/13	1.0000	10/24/12	38 71	33 08	5.63	SALE
01/11/13	19 0000	10/24/12	734 47	628 52	105 95	SALE
	11.0000	10/24/12	583 14	363 88	219.26	
	1 0000	12/27/12	53 02	37.30	15.72	
07/17/13	12 0000	Various	636 16	401.18	234 98	SALE
TOTAL 2 LOTS						
CELGENE CORP / 151020104 08/26/13	2.0000	02/05/13	285 28	198.84	86 44	SALE
CENTERPOINT ENERGY INC / 15189T107 08/26/13	4.0000	01/22/13	92 09	80 18	11 91	SALE
CENTURYLINK INC / 156700106 01/02/13	1 0000	10/24/12	39.66	38 68	0 98	SALE
04/15/13	38 0000	10/24/12	1,398.24	1,469.84	-71.60	SALE

2013 SUMMARY AMENDMENT

Page 16 of 119

Amended Date: 5/09/14

Your Financial Advisor :
 CHARLES FAIG / TRINA MITSCH
 THOMAS CANNIZZO
 OFFICE CENTER AT SHORT HILLS
 51 JFK PARKWAY
 4TH FLOOR
 SHORT HILLS NJ 07078
 (973) 467-4000

THE ROBERT MCELLOWNEY JR
 FAMILY FOUNDATION
 124 EASTBURY
 WILLIAMSBURG VA 23188-8908

Account Number: 4005-3934

Year-End Account Summary

This information is NOT provided to the Internal Revenue Service, but is being provided to you for courtesy purposes. Please consult with your Financial Advisor or Tax Advisor regarding specific questions.

continued

SHORT TERM GAINS OR LOSSES (Box 1c) FOR COVERED SECURITIES (Box 6) Proceeds from Broker and Barter Exchange Transactions for 2013

8-Description / CUSIP 1a-Date of Sale or Exchange	1e-Quantity Sold	1b-Date of Acquisition	2a-Sales Price*	3-Cost or Other Basis	Supplemental Information	
					Gain or Loss Amount	Additional Information
08/26/13	2.0000	10/24/12	66.55	77.36	-10.81	SALE
CF INDUSTRIES HOLDINGS / 125269100						
INC						
01/02/13	1.0000	10/24/12	206.11	204.87	1.24	SALE
03/26/13	1.0000	10/24/12	191.23	204.87	-13.64	SALE
03/28/13	1.0000	10/24/12	190.50	204.87	-14.37	SALE
04/11/13	2.0000	10/24/12	379.92	409.74	-29.82	SALE
04/18/13	2.0000	10/24/12	351.66	409.74	-58.08	SALE
04/24/13	1.0000	10/24/12	185.21	204.87	-19.66	SALE
05/13/13	1.0000	10/24/12	191.67	204.87	-13.20	SALE
06/07/13	1.0000	10/24/12	194.05	204.87	-10.82	SALE
08/16/13	10.0000	Various	1,882.77	2,045.79	-163.02	SALE
						TOTAL 2 LOTS
CHEVRON CORPORATION / 166764100						
01/02/13	1.0000	10/24/12	109.56	109.77	-0.21	SALE
08/26/13	6.0000	10/24/12	714.79	658.62	56.17	SALE
CHINA CONSTRUCTION BANK / 168919108						
CORP - UNSPON ADR						
03/26/13	2.0000	10/25/12	32.70	29.92	2.78	SALE
CIELO SA / 171778202						
SPONSORED ADR						
03/26/13	2.0000	10/25/12	58.36	47.52	10.84	SALE



2013 SUMMARY AMENDMENT

Page 17 of 119

Amended Date: 5/09/14

Your Financial Advisor:
 CHARLES FAIG / TRINA MITTSCH
 THOMAS CANNIZZO
 OFFICE CENTER AT SHORT HILLS
 51 JFK PARKWAY
 4TH FLOOR
 SHORT HILLS NJ 07078
 (973) 467-4000

THE ROBERT MCELDOWNEY JR
 FAMILY FOUNDATION
 124 EASTBURY
 WILLIAMSBURG VA 23188-8908

Account Number: 4005-3934

Year-End Account Summary

This information is NOT provided to the Internal Revenue Service, but is being provided to you for courtesy purposes. Please consult with your Financial Advisor or Tax Advisor regarding specific questions.

SHORT TERM GAINS OR LOSSES (Box 1c) FOR COVERED SECURITIES (Box 6) Proceeds from Broker and Barter Exchange Transactions for 2013

continued

8-Description / CUSIP 1a-Date of Sale or Exchange	1e-Quantity Sold	1b-Date of Acquisition	2a-Sales Price*	3-Cost or Other Basis	Supplemental Information	
					Gain or Loss Amount	Additional Information
05/09/13	0.8000	05/09/13	22.50	0.00	22.50	CASH IN LIEU
CISCO SYSTEMS INC / 17275R102						
	1.0000	12/27/12	23.64	19.72	3.92	
	10.0000	01/24/13	236.40	209.99	26.41	
	118.0000	03/01/13	2,789.62	2,453.22	336.40	
09/03/13	129.0000	Various	3,049.66	2,682.93	366.73	SALE
TOTAL 3 LOTS						
COACH INC / 189754104						
	6.0000	08/31/12	304.52	342.90	-38.38	
	4.0000	09/04/12	203.01	228.46	-25.45	
	3.0000	09/04/12	152.26	171.75	-19.49	
	4.0000	09/10/12	203.01	251.06	-48.05	
	4.0000	09/10/12	203.02	250.05	-47.03	
	2.0000	10/05/12	101.51	114.14	-12.63	
	1.0000	12/26/12	50.76	54.17	-3.41	
01/25/13	24.0000	Various	1,218.09	1,412.53	-194.44	SALE
TOTAL 7 LOTS						
COLUMBIA FDS SER TR II / 19766G876						
	306.3230	12/26/12	3,406.32	2,616.00	790.32	SALE
11/04/13	2.0000	08/13/13	85.75	84.54	1.21	SALE
COMERICA INC / 200340107						
08/26/13	8.0000	10/24/12	381.93	216.53	165.40	SALE
	29.0000	10/24/12	1,204.44	784.88	419.56	
	1.0000	12/27/12	41.54	30.19	11.35	
COMMUNITY HEALTH SYS / 203668108						
07/12/13	8.0000	10/24/12	381.93	216.53	165.40	SALE

2013 SUMMARY AMENDMENT

Page 18 of 119

Amended Date: 5/09/14

Your Financial Advisor :

CHARLES FAIG / TRINA MITTSCH
 THOMAS CANNIZZO
 OFFICE CENTER AT SHORT HILLS
 51 JFK PARKWAY
 4TH FLOOR
 SHORT HILLS NJ 07078
 (973) 467-4000

THE ROBERT MCELDOWNEY JR
 FAMILY FOUNDATION
 124 EASTBURY
 WILLIAMSBURG VA 23188-8908

Account Number: 4005-3934

Year-End Account Summary

**This information is NOT provided to the Internal Revenue Service, but is being provided to you for courtesy purposes.
 Please consult with your Financial Advisor or Tax Advisor regarding specific questions.**

**SHORT TERM GAINS OR LOSSES (Box 1c) FOR COVERED SECURITIES (Box 6)
 Proceeds from Broker and Barter Exchange Transactions for 2013**

continued

8-Description / CUSIP 1a-Date of Sale or Exchange	1e-Quantity Sold	1b-Date of Acquisition	2a-Sales Price*	3-Cost or Other Basis	Supplemental Information		TOTAL 2 LOTS
					Gain or Loss Amount	Additional Information	
08/26/13	30.0000	Various	1,245.98	815.07	430.91	SALE	TOTAL 2 LOTS
COMPUTER SCIENCES CORP / 205363104							
08/12/13	5.0000	03/06/13	260.99	249.67	11.32	SALE	
	1.0000	03/06/13	51.66	49.93	1.73		
	2.0000	06/04/13	103.34	89.80	13.54		
08/26/13	3.0000	Various	155.00	139.73	15.27	SALE	TOTAL 2 LOTS
CONAGRA FOODS INC / 205887102							
07/12/13	8.0000	10/24/12	292.63	223.20	69.43	SALE	
09/04/13	13.0000	10/24/12	440.35	362.70	77.65	SALE	
CONCHO RESOURCES INC / 20605P101							
05/07/13	1.0000	10/05/12	83.58	95.35	-11.77	SALE	
CONOCOPHILLIPS / 20825C104							
01/02/13	1.0000	10/24/12	58.69	55.98	2.71	SALE	
08/26/13	9.0000	10/24/12	598.99	503.82	95.17	SALE	
CONSOLIDATED EDISON INC / 209115104							
08/26/13	1.0000	10/24/12	56.48	59.56	-3.08	SALE	
CONSTELLATION BRANDS / 21036P108							
01/02/13	2.0000	10/24/12	74.32	70.05	4.27	SALE	
04/03/13	13.0000	10/24/12	626.41	455.26	171.15	SALE	
06/28/13	13.0000	10/24/12	678.37	455.26	223.11	SALE	
	22.0000	10/24/12	1,144.28	770.44	373.84		
	1.0000	12/27/12	52.02	34.88	17.14		



2013 SUMMARY AMENDMENT

Amended Date: 5/09/14

Your Financial Advisor :
 CHARLES FAIG / TRINA MITSCH
 THOMAS CANNIZZO
 OFFICE CENTER AT SHORT HILLS
 51 JFK PARKWAY
 4TH FLOOR
 SHORT HILLS NJ 07078
 (973) 467-4000

THE ROBERT MCELLOWNEY JR
 FAMILY FOUNDATION
 124 EASTBURY
 WILLIAMSBURG VA 23188-8908

Account Number: 4005-3934

Year-End Account Summary

This information is NOT provided to the Internal Revenue Service, but is being provided to you for courtesy purposes. Please consult with your Financial Advisor or Tax Advisor regarding specific questions.

continued

SHORT TERM GAINS OR LOSSES (Box 1c) FOR COVERED SECURITIES (Box 6) Proceeds from Broker and Barter Exchange Transactions for 2013

8-Description / CUSIP 1a-Date of Sale or Exchange	1e-Quantity Sold	1b-Date of Acquisition	2a-Sales Price*	3-Cost or Other Basis	Supplemental Information	
					Gain or Loss Amount	Additional Information
07/12/13	23 0000	Various	1,196.30	805 32	390.98	SALE TOTAL 2 LOTS
CORELOGIC INC / 21871D103						
	33.0000	11/19/12	946 94	808 97	137 97	
	2 0000	12/27/12	57.39	53 86	3 53	
	33 0000	03/08/13	946 96	888 81	58.15	
08/12/13	68.0000	Various	1,951.29	1,751.64	199.65	SALE TOTAL 3 LOTS
CRANE COMPANY / 224399105						
08/26/13	3.0000	07/05/13	181 07	186 06	-4 99	SALE
CROWN CASTLE INTL CORP / 228227104						
01/28/13	1.0000	02/21/12	73 45	51 34	22 11	SALE
	2 0000	02/21/12	145 64	102 67	42 97	
	1.0000	02/23/12	72.83	51.70	21.13	
01/29/13	3.0000	Various	218 47	154 37	64 10	SALE TOTAL 2 LOTS
01/31/13	2.0000	02/23/12	141 58	103 39	38 19	SALE
	4 0000	02/23/12	270 40	206 77	63.63	
	6.0000	02/27/12	405 60	310 61	94 99	
	2.0000	03/13/12	135.21	108.28	26.93	
02/13/13	12.0000	Various	811 21	625 66	185 55	SALE TOTAL 3 LOTS
	5.0000	03/13/12	335 38	270.68	64.70	
	7 0000	12/12/12	469.53	490.74	-21 21	
	1 0000	12/26/12	67 08	70 49	-3.41	
02/19/13	13.0000	Various	871 99	831 91	40 08	SALE TOTAL 3 LOTS
CVS CAREMARK CORP / 126650100						
	2.0000	12/27/12	116 37	96 86	19.51	
	5 0000	05/10/13	290 95	286 43	4 52	

2013 SUMMARY AMENDMENT

Page 20 of 119

Amended Date: 5/09/14

Your Financial Advisor :

CHARLES FAIG / TRINA MITTSCH
 THOMAS CANNIZZO
 OFFICE CENTER AT SHORT HILLS
 51 JFK PARKWAY
 4TH FLOOR
 SHORT HILLS NJ 07078
 (973) 467-4000

THE ROBERT MCELDOWNEY JR
 FAMILY FOUNDATION
 124 EASTBURY
 WILLIAMSBURG VA 23188-8908

Account Number: 4005-3934

Year-End Account Summary

This information is NOT provided to the Internal Revenue Service, but is being provided to you for courtesy purposes. Please consult with your Financial Advisor or Tax Advisor regarding specific questions.

SHORT TERM GAINS OR LOSSES (Box 1c) FOR COVERED SECURITIES (Box 6) Proceeds from Broker and Barter Exchange Transactions for 2013

continued

8-Description / CUSIP 1a-Date of Sale or Exchange	1e-Quantity Sold	1b-Date of Acquisition	2a-Sales Price*	3-Cost or Other Basis	Supplemental Information	
					Gain or Loss Amount	Additional Information
09/23/13	7,0000	Various	407.32	383.29	24.03	SALE TOTAL 2 LOTS
DAITO TRUST CONSTRUCT / 23405X100 UNSPON ADR						
03/05/13	73,0000	10/25/12	1,639.35	1,836.01	-196.66	SALE
DEAN FOODS CO / 242370104						
01/02/13	1,0000	12/13/12	17.28	16.73	0.55	SALE
03/22/13	30,0000	12/13/12	551.26	501.90	49.36	SALE
DELPHI AUTOMOTIVE PLC / G27823106						
05/17/13	31,0000	12/10/12	1,495.56	1,054.95	440.61	SALE
DELTA AIR LINES INC NEW / 247361702						
01/02/13	1,0000	10/24/12	12.19	10.03	2.16	SALE
	32,0000	10/24/12	483.83	320.96	162.87	
	1,0000	12/27/12	15.12	11.58	3.54	
04/09/13	33,0000	Various	498.95	332.54	166.41	SALE TOTAL 2 LOTS
DIAGEO PLC / 25243Q205 SPONSORED ADR NEW						
08/26/13	1,0000	02/22/13	125.59	120.92	4.67	SALE
10/15/13	4,0000	02/22/13	493.58	483.64	9.94	SALE
10/16/13	3,0000	03/04/13	371.04	357.77	13.27	SALE
	1,0000	03/04/13	125.00	119.25	5.75	
	2,0000	03/06/13	250.01	240.93	9.08	
12/05/13	3,0000	Various	375.01	360.18	14.83	SALE TOTAL 2 LOTS



2013 SUMMARY AMENDMENT

Page 21 of 119

Amended Date: 5/09/14

Your Financial Advisor:
 CHARLES FAIG / TRINA MITSCH
 THOMAS CANNIZZO
 OFFICE CENTER AT SHORT HILLS
 51 JFK PARKWAY
 4TH FLOOR
 SHORT HILLS NJ 07078
 (973) 467-4000

THE ROBERT MCELDOWNEY JR
 FAMILY FOUNDATION
 124 EASTBURY
 WILLIAMSBURG VA 23188-8908

Account Number: 4005-3934

Year-End Account Summary

This information is NOT provided to the Internal Revenue Service, but is being provided to you for courtesy purposes. Please consult with your Financial Advisor or Tax Advisor regarding specific questions.

SHORT TERM GAINS OR LOSSES (Box 1c) FOR COVERED SECURITIES (Box 6) Proceeds from Broker and Barter Exchange Transactions for 2013

continued

8-Description / CUSIP 1a-Date of Sale or Exchange	1e-Quantity Sold	1b-Date of Acquisition	2a-Sales Price*	3-Cost or Other Basis	Supplemental Information	
					Gain or Loss Amount	Additional Information
DILLARDS INC / 254067401 CLA						
08/26/13	2.0000	06/26/13	156.04	164.61	-8.57	SALE
10/11/13	22.0000	06/26/13	1,685.51	1,810.61	-125.10	SALE
DISCOVER FINANCIAL / 254709108						
01/02/13	3.0000	10/24/12	117.87	119.52	-1.65	SALE
08/26/13	11.0000	10/24/12	547.49	438.22	109.27	SALE
10/11/13	10.0000	10/24/12	516.24	398.39	117.85	SALE
DISCOVERY COMMUNICATIONS / 25470F104 INC A						
08/26/13	2.0000	03/19/13	161.67	155.48	6.19	SALE
DOMTAR CORP NEW / 257559203						
08/26/13	1.0000	10/24/12	70.02	77.28	-7.26	SALE
	6.0000	05/13/13	514.14	438.22	75.92	
	1.0000	11/05/13	85.69	84.50	1.19	
11/15/13	7.0000	Various	599.83	522.72	77.11	SALE
TOTAL 2 LOTS						
DUN & BRADSTREET CORP / 26483E100 DEL NEW						
01/02/13	1.0000	10/24/12	78.21	77.86	0.35	SALE
03/12/13	7.0000	10/24/12	566.74	545.02	21.72	SALE
06/17/13	5.0000	10/24/12	497.59	389.30	108.29	SALE
08/26/13	1.0000	10/24/12	104.07	77.86	26.21	SALE
	7.0000	10/24/12	699.00	545.01	153.99	
	1.0000	12/27/12	99.86	79.22	20.64	

2013 SUMMARY AMENDMENT

Page 22 of 119

Amended Date: 5/09/14

Your Financial Advisor :
 CHARLES FAIG / TRINA MITSCH
 THOMAS CANNIZZO
 OFFICE CENTER AT SHORT HILLS
 51 JFK PARKWAY
 4TH FLOOR
 SHORT HILLS NJ 07078
 (973) 467-4000

THE ROBERT MCELDOWNEY JR
 FAMILY FOUNDATION
 124 EASTBURY
 WILLIAMSBURG VA 23188-8908

Account Number: 4005-3934

Year-End Account Summary

This information is NOT provided to the Internal Revenue Service, but is being provided to you for courtesy purposes. Please consult with your Financial Advisor or Tax Advisor regarding specific questions.

SHORT TERM GAINS OR LOSSES (Box 1c) FOR COVERED SECURITIES (Box 6) Proceeds from Broker and Barter Exchange Transactions for 2013

continued

8-Description / CUSIP 1a-Date of Sale or Exchange	1e-Quantity Sold	1b-Date of Acquisition	2a-Sales Price*	3-Cost or Other Basis	Supplemental Information		TOTAL 2 LOTS
					Gain or Loss Amount	Additional Information	
08/30/13	8.0000	Various	798.86	624.23	174.63	SALE	TOTAL 2 LOTS
E M C CORP MASS / 268648102							
01/14/13	12.0000	01/23/12	290.92	280.37	10.55	SALE	
10/22/13	21.0000	05/31/13	506.69	522.27	-15.58	SALE	
10/22/13	8.0000	05/31/13	194.08	199.58	-5.50	SALE	
	3.0000	05/31/13	72.81	74.61	-1.80		
	13.0000	05/31/13	315.54	324.33	-8.79		
10/22/13	16.0000	05/31/13	388.35	398.94	-10.59	SALE	TOTAL 2 LOTS
EBAY INC / 278642103							
01/08/13	1.0000	10/19/12	52.69	49.85	2.84	SALE	
08/26/13	3.0000	10/19/12	156.26	149.53	6.73	SALE	
11/13/13	5.0000	11/16/12	263.53	235.88	27.65	SALE	
ENBRIDGE INC / 29250N105							
	5.0000	07/18/13	208.04	225.37	-17.33		
	6.0000	07/22/13	249.65	271.76	-22.11		
	4.0000	07/23/13	166.44	181.90	-15.46		
10/01/13	15.0000	Various	624.13	679.03	-54.90	SALE	TOTAL 3 LOTS
	1.0000	07/23/13	40.98	45.47	-4.49		
	6.0000	07/24/13	245.90	271.55	-25.65		
	5.0000	07/24/13	204.93	224.02	-19.09		
10/02/13	12.0000	Various	491.81	541.04	-49.23	SALE	TOTAL 3 LOTS
ENDO HEALTH SOLUTIONS / 29264F205 INC							
02/22/13	19.0000	10/24/12	531.48	562.25	-30.77	SALE	



2013 SUMMARY AMENDMENT

Amended Date: 5/09/14

Your Financial Advisor :
 CHARLES FAIG / TRINA MITSCH
 THOMAS CANIZZO
 OFFICE CENTER AT SHORT HILLS
 51 JFK PARKWAY
 4TH FLOOR
 SHORT HILLS NJ 07078
 (973) 467-4000

THE ROBERT MCELLOWNEY JR
 FAMILY FOUNDATION
 124 EASTBURY
 WILLIAMSBURG VA 23188-8908

Account Number: 4005-3934

Year-End Account Summary

This information is NOT provided to the Internal Revenue Service, but is being provided to you for courtesy purposes. Please consult with your Financial Advisor or Tax Advisor regarding specific questions.

continued

SHORT TERM GAINS OR LOSSES (Box 1c) FOR COVERED SECURITIES (Box 6)

Proceeds from Broker and Barter Exchange Transactions for 2013

8-Description / CUSIP 1a-Date of Sale or Exchange	1e-Quantity Sold	1b-Date of Acquisition	2a-Sales Price*	3-Cost or Other Basis	Supplemental Information	
					Gain or Loss Amount	Additional Information
08/26/13	4.0000	10/24/12	158.77	118.37	40.40	SALE
11/05/13	3.0000	11/28/12	168.66	85.06	83.60	SALE
12/11/13	2.0000	12/27/12	127.86	51.74	76.12	SALE
ENERGIZER HOLDINGS INC / 29266R108 08/26/13	2.0000	10/24/12	197.45	141.26	56.19	SALE
ENERGY XXI BERMUDA LTD / G10082140 01/02/13	1.0000	10/24/12	33.08	32.27	0.81	SALE
02/21/13	21.0000	10/24/12	642.20	677.55	-35.35	SALE
	26.0000	10/24/12	798.86	838.86	-40.00	
	1.0000	12/27/12	30.73	31.43	-0.70	
03/14/13	27.0000	Various	829.59	870.29	-40.70	SALE
TOTAL 2 LOTS						
ENERGY CORP NEW / 29364G103 03/06/13	11.0000	10/24/12	699.42	769.19	-69.77	SALE
ESTACIO PARTICIPACOES SA / 297319105 SPONSORED ADR 03/26/13	2.0000	12/12/12	43.42	37.54	5.88	SALE
EXPEDIA INC / 30212P303 01/14/13	28.0000	10/24/12	1,756.77	1,463.53	293.24	SALE
EXPRESS SCRIPTS HLDG CO / 30219G108 04/01/13	1.0000	05/02/12	57.57	56.62	0.95	SALE
	3.0000	05/02/12	172.65	169.84	2.81	
	4.0000	05/03/12	230.20	225.50	4.70	
04/01/13	7.0000	Various	402.85	395.34	7.51	SALE
TOTAL 2 LOTS						

2013 SUMMARY AMENDMENT

Page 24 of 119

Amended Date: 5/09/14

Your Financial Advisor :

CHARLES FAIG / TRINA MITSCH
 THOMAS CANNIZZO
 OFFICE CENTER AT SHORT HILLS
 51 JFK PARKWAY
 4TH FLOOR
 SHORT HILLS NJ 07078
 (973) 467-4000

THE ROBERT MCELDOWNEY JR
 FAMILY FOUNDATION
 124 EASTBURY
 WILLIAMSBURG VA 23188-8908

Account Number: 4005-3934

Year-End Account Summary

**This information is NOT provided to the Internal Revenue Service, but is being provided to you for courtesy purposes.
 Please consult with your Financial Advisor or Tax Advisor regarding specific questions.**

**SHORT TERM GAINS OR LOSSES (Box 1c) FOR COVERED SECURITIES (Box 6)
 Proceeds from Broker and Barter Exchange Transactions for 2013**

continued

8-Description / CUSIP 1a-Date of Sale or Exchange	1e-Quantity Sold	1b-Date of Acquisition	2a-Sales Price*	3-Cost or Other Basis	Supplemental Information	
					Gain or Loss Amount	Additional Information
EXTRA SPACE STORAGE INC / 30225T102						
01/02/13	1 0000	10/24/12	36.93	33.33	3.60	SALE
08/26/13	4.0000	10/24/12	168.38	132.70	35.68	SALE
EXXON MOBIL CORP / 30231G102						
01/02/13	1.0000	10/24/12	87.57	89.93	-2.36	SALE
08/26/13	13 0000	10/24/12	1,132.85	1,169.06	-36.21	SALE
FACEBOOK INC / 30303M102						
01/28/13	5.0000	05/18/12	161.87	200.07	-38.20	SALE
02/20/13	11 0000	05/18/12	315.04	440.16	-125.12	SALE
FAMILY DOLLAR STORES INC / 307000109						
01/04/13	4.0000	06/20/12	227.11	285.83	-58.72	
	4.0000	06/21/12	227.11	283.00	-55.89	
	2 0000	09/28/12	113.55	132.30	-18.75	
	4 0000	10/01/12	227.12	263.28	-36.16	
	2 0000	10/01/12	113.56	130.71	-17.15	
	6 0000	10/24/12	340.68	388.26	-47.58	
	2 0000	12/05/12	113.56	139.62	-26.06	
	24 0000	Various	1,362.69	1,623.00	-260.31	SALE
TOTAL 7 LOTS						
FANUC CORP / 307305102						
UNSPONSORED ADR						
03/26/13	1.0000	10/25/12	26.07	26.78	-0.71	SALE
05/20/13	36 0000	10/25/12	943.21	964.04	-20.83	SALE
FEDEX CORPORATION / 31428X106						
	3 0000	02/06/13	289.83	317.20	-27.37	



2013 SUMMARY AMENDMENT

Page 25 of 119

Amended Date: 5/09/14

Your Financial Advisor :

CHARLES FAIG / TRINA MITTSCH
 THOMAS CANNIZZO
 OFFICE CENTER AT SHORT HILLS
 51 JFK PARKWAY
 4TH FLOOR
 SHORT HILLS NJ 07078
 (973) 467-4000

THE ROBERT MCELDOWNEY JR
 FAMILY FOUNDATION
 124 EASTBURY
 WILLIAMSBURG VA 23188-8908

Account Number: 4005-3934

Year-End Account Summary

This information is NOT provided to the Internal Revenue Service, but is being provided to you for courtesy purposes. Please consult with your Financial Advisor or Tax Advisor regarding specific questions.

SHORT TERM GAINS OR LOSSES (Box 1c) FOR COVERED SECURITIES (Box 6) Proceeds from Broker and Barter Exchange Transactions for 2013

continued

8-Description / CUSIP 1a-Date of Sale or Exchange	1e-Quantity Sold	1b-Date of Acquisition	2a-Sales Price*	3-Cost or Other Basis	Supplemental Information		
					Gain or Loss Amount	Additional Information	
03/21/13	3,0000	02/08/13	289.84	320.47	-30.63		TOTAL 2 LOTS
	6,0000	Various	579.67	637.67	-58.00	SALE	
	2,0000	02/11/13	193.73	211.95	-18.22		
	3,0000	02/12/13	290.60	317.83	-27.23		
03/21/13	5,0000	Various	484.33	529.78	-45.45	SALE	TOTAL 2 LOTS
FIFTH THIRD BANCORP / 316773100							
01/02/13	3,0000	10/24/12	46.74	43.71	3.03	SALE	
07/12/13	90,0000	10/24/12	1,701.21	1,311.30	389.91	SALE	
FIRSTENERGY CORP / 337932107							
	23,0000	10/24/12	912.33	1,043.28	-130.95		
	1,0000	12/27/12	39.67	41.69	-2.02		
01/18/13	24,0000	Various	952.00	1,084.97	-132.97	SALE	TOTAL 2 LOTS
FMC TECHNOLOGIES INC / 30249U101							
08/26/13	3,0000	02/06/13	165.50	143.85	21.65	SALE	
10/23/13	4,0000	02/19/13	215.51	212.54	2.97	SALE	
	4,0000	02/06/13	213.50	191.80	21.70		
	3,0000	02/12/13	160.14	144.81	15.33		
10/23/13	7,0000	Various	373.64	336.61	37.03	SALE	TOTAL 2 LOTS
	4,0000	02/12/13	214.28	193.06	21.22		
	3,0000	02/15/13	160.72	154.19	6.53		
10/23/13	7,0000	Various	375.00	347.25	27.75	SALE	TOTAL 2 LOTS
11/05/13	1,0000	03/21/13	50.15	51.97	-1.82	SALE	
FORD MOTOR COMPANY / 345370860							
01/02/13	2,0000	10/24/12	26.20	20.34	5.86	SALE	

2013 SUMMARY AMENDMENT

Page 26 of 119

Amended Date: 5/09/14

Your Financial Advisor :
 CHARLES FAIG / TRINA MITSCH
 THOMAS CANNIZZO
 OFFICE CENTER AT SHORT HILLS
 51 JFK PARKWAY
 4TH FLOOR
 SHORT HILLS NJ 07078
 (973) 467-4000

THE ROBERT MCELDOWNEY JR
 FAMILY FOUNDATION
 124 EASTBURY
 WILLIAMSBURG VA 23188-8908

Account Number: 4005-3934


Year-End Account Summary

This information is NOT provided to the Internal Revenue Service, but is being provided to you for courtesy purposes. Please consult with your Financial Advisor or Tax Advisor regarding specific questions.

SHORT TERM GAINS OR LOSSES (Box 1c) FOR COVERED SECURITIES (Box 6) Proceeds from Broker and Barter Exchange Transactions for 2013

continued

8-Description / CUSIP 1a-Date of Sale or Exchange	1e-Quantity Sold	1b-Date of Acquisition	2a-Sales Price*	3-Cost or Other Basis	Gain or Loss Amount	Supplemental Information Additional Information
08/26/13	15.0000	10/24/12	247.99	152.55	95.44	SALE
FREESCALE SEMICONDUCTOR / G3727Q101						
01/02/13	2.0000	10/24/12	23.78	18.42	5.36	SALE
03/21/13	12.0000	10/24/12	176.67	110.50	66.17	SALE
08/26/13	4.0000	10/24/12	57.74	36.84	20.90	SALE
	11.0000	10/24/12	184.82	101.28	83.54	
	1.0000	12/27/12	16.81	10.90	5.91	
10/02/13	12.0000	Various	201.63	112.18	89.45	SALE
TOTAL 2 LOTS						
GAMESTOP CORP CLASS A / 36467W109						
06/14/13	9.0000	10/24/12	350.84	209.58	141.26	SALE
	4.0000	10/24/12	168.95	93.14	75.81	
	56.0000	03/21/13	2,365.44	1,410.64	954.80	
06/28/13	60.0000	Various	2,534.39	1,503.78	1,030.61	SALE
TOTAL 2 LOTS						
GANNETT CO INC DEL / 364730101						
01/02/13	2.0000	10/24/12	36.92	35.50	1.42	SALE
	53.0000	10/24/12	1,399.64	940.75	458.89	
	3.0000	12/27/12	79.23	53.79	25.44	
07/16/13	56.0000	Various	1,478.87	994.54	484.33	SALE
TOTAL 2 LOTS						
GAP INC / 364760108						
06/28/13	6.0000	01/16/13	251.91	194.93	56.98	SALE
08/26/13	4.0000	01/16/13	166.46	129.96	36.50	SALE
10/14/13	39.0000	01/16/13	1,435.14	1,267.02	168.12	SALE



2013 SUMMARY AMENDMENT

Page 27 of 119

Amended Date: 5/09/14

Your Financial Advisor:
 CHARLES FAIG / TRINA MITTSCH
 THOMAS CANNIZZO
 OFFICE CENTER AT SHORT HILLS
 51 JFK PARKWAY
 4TH FLOOR
 SHORT HILLS NJ 07078
 (973) 467-4000

THE ROBERT MCELDOWNEY JR
 FAMILY FOUNDATION
 124 EASTBURY
 WILLIAMSBURG VA 23188-8908

Account Number: 4005-3934

Year-End Account Summary

This information is NOT provided to the Internal Revenue Service, but is being provided to you for courtesy purposes. Please consult with your Financial Advisor or Tax Advisor regarding specific questions.

SHORT TERM GAINS OR LOSSES (Box 1c) FOR COVERED SECURITIES (Box 6) Proceeds from Broker and Barter Exchange Transactions for 2013

continued

8-Description / CUSIP 1a-Date of Sale or Exchange	1e-Quantity Sold	1b-Date of Acquisition	2a-Sales Price*	3-Cost or Other Basis	Supplemental Information	
					Gain or Loss Amount	Additional Information
GENERAL ELECTRIC COMPANY / 369604103 08/26/13	2.0000	10/24/12	47.39	42.54	4.85	SALE
GENL DYNAMICS CORP COM / 369550108 01/02/13	1.0000	10/24/12	70.31	67.73	2.58	SALE
03/15/13	10.0000	10/24/12	693.87	677.30	16.57	SALE
06/18/13	15.0000	10/24/12	1,180.80	1,015.94	164.86	SALE
08/26/13	3.0000	10/24/12	254.51	203.19	51.32	SALE
GETINGE AB ADR / 37427X104	39.0000	11/01/12	1,216.07	1,207.14	8.93	
	1.0000	08/26/13	31.19	36.09	-4.90	
10/16/13	40.0000	Various	1,247.26	1,243.23	4.03	SALE
TOTAL 2 LOTS						
GILEAD SCIENCES INC / 375558103 01/08/13	1.0000	09/27/12	77.89	66.78	11.11	SALE
	10.0000	09/27/12	395.69	333.90	61.79	
	14.0000	10/04/12	553.98	487.02	66.96	
	14.0000	10/04/12	553.98	487.18	66.80	
	2.0000	10/05/12	79.14	69.55	9.59	
	2.0000	10/24/12	79.14	68.39	10.75	
01/31/13	42.0000	Various	1,661.93	1,446.04	215.89	SALE
05/07/13	7.0000	10/24/12	374.07	239.37	134.70	SALE
08/26/13	8.0000	10/24/12	487.17	273.56	213.61	SALE
	2.0000	12/26/12	141.39	72.28	69.11	
	2.0000	01/24/13	141.40	78.40	63.00	
12/11/13	4.0000	Various	282.79	150.68	132.11	SALE
TOTAL 5 LOTS						
TOTAL 2 LOTS						

2013 SUMMARY AMENDMENT

Page 28 of 119

Amended Date: 5/09/14

Your Financial Advisor :

CHARLES FAIG / TRINA MITTSCH
 THOMAS CANNIZZO
 OFFICE CENTER AT SHORT HILLS
 51 JFK PARKWAY
 4TH FLOOR
 SHORT HILLS NJ 07078
 (973) 467-4000

THE ROBERT MCELDOWNEY JR
 FAMILY FOUNDATION
 124 EASTBURY
 WILLIAMSBURG VA 23188-8908

Account Number: 4005-3934


Year-End Account Summary

This information is NOT provided to the Internal Revenue Service, but is being provided to you for courtesy purposes. Please consult with your Financial Advisor or Tax Advisor regarding specific questions.

SHORT TERM GAINS OR LOSSES (Box 1c) FOR COVERED SECURITIES (Box 6) Proceeds from Broker and Barter Exchange Transactions for 2013

continued

8-Description / CUSIP 1a-Date of Sale or Exchange	1e-Quantity Sold	1b-Date of Acquisition	2a-Sales Price*	3-Cost or Other Basis	Supplemental Information Gain or Loss Amount	Additional Information
12/12/13	6.0000	01/24/13	423.39	235.19	188.20	TOTAL 2 LOTS
	2.0000	01/24/13	141.14	78.34	62.80	
	8.0000	01/24/13	564.53	313.53	251.00	SALE
GOODYEAR TIRE & RUBBER / 382550101						
05/17/13	22.0000	01/15/13	321.80	309.80	12.00	SALE
07/12/13	26.0000	01/15/13	429.59	366.12	63.47	SALE
H & R BLOCK INC / 093671105						
02/20/13	9.0000	01/15/13	223.06	173.74	49.32	SALE
03/22/13	10.0000	01/15/13	279.93	193.05	86.88	SALE
08/26/13	6.0000	01/15/13	175.76	115.83	59.93	SALE
12/12/13	23.0000	01/15/13	645.80	444.00	201.80	SALE
HEWLETT-PACKARD COMPANY / 428236103						
08/26/13	24.0000	06/28/13	539.13	597.25	-58.12	SALE
	51.0000	06/28/13	1,379.58	1,269.13	110.45	
	5.0000	08/22/13	135.26	111.41	23.85	
11/27/13	56.0000	Various	1,514.84	1,380.54	134.30	SALE
TOTAL 2 LOTS						
HOME DEPOT INC / 437076102						
06/14/13	8.0000	10/24/12	611.73	490.46	121.27	SALE
	6.0000	10/24/12	464.43	367.83	96.60	
	8.0000	03/06/13	619.24	565.21	54.03	
06/28/13	14.0000	Various	1,083.67	933.04	150.63	SALE
TOTAL 2 LOTS						
HOME PROPERTIES INC / 437306103						
08/26/13	1.0000	06/28/13	58.87	65.72	-6.85	SALE



2013 SUMMARY AMENDMENT

Page 29 of 119

Amended Date: 5/09/14

Your Financial Advisor :
 CHARLES FAIG / TRINA MITSCH
 THOMAS CANNIZZO
 OFFICE CENTER AT SHORT HILLS
 51 JFK PARKWAY
 4TH FLOOR
 SHORT HILLS NJ 07078
 (973) 467-4000

THE ROBERT MCELDOWNEY JR
 FAMILY FOUNDATION
 124 EASTBURY
 WILLIAMSBURG VA 23188-8908

Account Number: 4005-3934

Year-End Account Summary

This information is NOT provided to the Internal Revenue Service, but is being provided to you for courtesy purposes. Please consult with your Financial Advisor or Tax Advisor regarding specific questions.

SHORT TERM GAINS OR LOSSES (Box 1c) FOR COVERED SECURITIES (Box 6) Proceeds from Broker and Barter Exchange Transactions for 2013

continued

8-Description / CUSIP 1a-Date of Sale or Exchange	1e-Quantity Sold	1b-Date of Acquisition	2a-Sales Price*	3-Cost or Other Basis	Supplemental Information Gain or Loss Amount	Additional Information
HOSPITALITY PROPERTIES / 44106M102						
REIT TRUST						
COM SHIBEN INT						
01/02/13	1.0000	10/24/12	23.84	22.96	0.88	SALE
08/26/13	6.0000	10/24/12	165.44	137.44	28.00	SALE
HOST HOTELS & RESORTS / 44107P104						
01/02/13	1.0000	10/24/12	16.00	15.06	0.94	SALE
08/26/13	1.0000	10/24/12	17.40	15.06	2.34	SALE
HUNTSMAN CORP / 447011107						
01/02/13	1.0000	11/13/12	16.23	16.79	-0.56	SALE
	57.0000	11/13/12	951.58	956.79	-5.21	
	2.0000	12/27/12	33.39	31.76	1.63	
	59.0000	Various	984.97	988.55	-3.58	SALE
06/28/13						TOTAL 2 LOTS
ILLINOIS TOOL WORKS INC / 452308109						
08/26/13	1.0000	06/28/13	73.47	69.43	4.04	SALE
INFORMA PLC / 45672B107						
UNSPONSORED ADR						
03/26/13	2.0000	10/25/12	31.96	25.84	6.12	SALE
ING GROEP N V / 456837103						
SPON ADR						
	155.0000	10/24/12	1,104.80	1,358.22	-253.42	
	1.0000	03/26/13	7.13	7.37	-0.24	
04/03/13	156.0000	Various	1,111.93	1,365.59	-253.66	SALE
						TOTAL 2 LOTS

2013 SUMMARY AMENDMENT

Amended Date: 5/09/14

Your Financial Advisor :

CHARLES FAIG / TRINA MITSCH
 THOMAS CANNIZZO
 OFFICE CENTER AT SHORT HILLS
 51 JFK PARKWAY
 4TH FLOOR
 SHORT HILLS NJ 07078
 (973) 467-4000

THE ROBERT MCELLOWNEY JR
 FAMILY FOUNDATION
 124 EASTBURY
 WILLIAMSBURG VA 23188-8908

Account Number: 4005-3934

Year-End Account Summary

This information is NOT provided to the Internal Revenue Service, but is being provided to you for courtesy purposes.
 Please consult with your Financial Advisor or Tax Advisor regarding specific questions.

SHORT TERM GAINS OR LOSSES (Box 1c) FOR COVERED SECURITIES (Box 6)
Proceeds from Broker and Barter Exchange Transactions for 2013

continued

8-Description / CUSIP 1a-Date of Sale or Exchange	1e-Quantity Sold	1b-Date of Acquisition	2a-Sales Price*	3-Cost or Other Basis	Supplemental Information Gain or Loss Amount	Additional Information
INGREDION INCORPORATED / 457187102						
08/26/13	2.0000	03/21/13	125.19	139.86	-14.67	SALE
	18.0000	03/21/13	1,138.91	1,258.69	-119.78	
	7.0000	03/21/13	442.91	488.82	-45.91	
09/12/13	25.0000	03/21/13	1,581.82	1,747.51	-165.69	SALE
						TOTAL 2 LOTS
INTEL CORP / 458140100						
08/26/13	2.0000	06/28/13	44.73	48.68	-3.95	SALE
INTERNATIONAL BUSINESS / 459200101 MACHINE CORP						
	5.0000	10/17/12	969.63	1,001.75	-32.12	
	1.0000	12/26/12	193.93	191.28	2.65	
07/16/13	6.0000	Various	1,163.56	1,193.03	-29.47	SALE
						TOTAL 2 LOTS
INTUIT INC / 461202103						
01/28/13	1.0000	04/13/12	64.23	60.59	3.64	SALE
	2.0000	07/02/12	115.65	119.19	-3.54	
	4.0000	07/19/12	231.30	239.11	-7.81	
06/06/13	6.0000	Various	346.95	358.30	-11.35	SALE
	1.0000	07/19/12	57.77	59.77	-2.00	
	7.0000	09/10/12	404.40	417.19	-12.79	
06/13/13	8.0000	Various	462.17	476.96	-14.79	SALE
	2.0000	10/05/12	115.09	122.82	-7.73	
	1.0000	12/26/12	57.55	60.82	-3.27	
	5.0000	01/07/13	287.75	311.38	-23.63	
06/14/13	8.0000	Various	460.39	495.02	-34.63	SALE
						TOTAL 3 LOTS



2013 SUMMARY AMENDMENT

Amended Date: 5/09/14

Your Financial Advisor :
 CHARLES FAIG / TRINA MITSCH
 THOMAS CANNIZZO
 OFFICE CENTER AT SHORT HILLS
 51 JFK PARKWAY
 4TH FLOOR
 SHORT HILLS NJ 07078
 (973) 467-4000

THE ROBERT MCELDOWNEY JR
 FAMILY FOUNDATION
 124 EASTBURY
 WILLIAMSBURG VA 23188-8908

Account Number: 4005-3934

Year-End Account Summary

This information is NOT provided to the Internal Revenue Service, but is being provided to you for courtesy purposes. Please consult with your Financial Advisor or Tax Advisor regarding specific questions.

continued

SHORT TERM GAINS OR LOSSES (Box 1c) FOR COVERED SECURITIES (Box 6) Proceeds from Broker and Barter Exchange Transactions for 2013

8-Description / CUSIP 1a-Date of Sale or Exchange	1e-Quantity Sold	1b-Date of Acquisition	2a-Sales Price*	3-Cost or Other Basis	Supplemental Information	
					Gain or Loss Amount	Additional Information
INTUITIVE SURGICAL INC / 46120E602 COM NEW						
	1 0000	02/21/13	413 28	556.87	-143.59	
	1 0000	02/25/13	413 28	570 30	-157.02	
	2.0000	Various	826.56	1,127.17	-300.61	SALE
	1 0000	03/22/13	424.15	491 52	-67.37	
	1.0000	04/19/13	424.15	470.82	-46.67	
	1 0000	06/18/13	424 15	507 53	-83 38	
	3 0000	Various	1,272.45	1,469.87	-197.42	SALE
						TOTAL 2 LOTS
ITRON INC / 465741106						
	1 0000	10/24/12	45 45	40 70	4 75	SALE
	28.0000	10/24/12	1,178 40	1,139.58	38 82	SALE
	9.0000	10/24/12	363.67	366.29	-2.62	
	2 0000	12/27/12	80 82	88 72	-7 90	
	11.0000	Various	444.49	455 01	-10 52	SALE
						TOTAL 2 LOTS
JARDEN CORP / 471109108						
	1 0000	10/24/12	52.95	52 61	0 34	SALE
	14 0000	10/24/12	616 66	490 97	125 69	SALE
	3 0000	10/24/12	135 74	105 21	30 53	SALE
KANSAS CITY SOUTHERN NEW / 485170302						
	3.0000	01/04/13	328 91	266 51	62.40	SALE
	2 0000	01/04/13	219 88	177 67	42 21	SALE
	1.0000	01/04/13	107.98	88 83	19.15	SALE
	3 0000	01/07/13	333.10	258 80	74.30	SALE

2013 SUMMARY AMENDMENT

Page 32 of 119

Amended Date: 5/09/14

Your Financial Advisor :

CHARLES FAIG / TRINA MITSCH
 THOMAS CANNIZZO
 OFFICE CENTER AT SHORT HILLS
 51 JFK PARKWAY
 4TH FLOOR
 SHORT HILLS NJ 07078
 (973) 467-4000

THE ROBERT MCELDOWNEY JR
 FAMILY FOUNDATION
 124 EASTBURY
 WILLIAMSBURG VA 23188-8908

Account Number: 4005-3934

Year-End Account Summary

This information is NOT provided to the Internal Revenue Service, but is being provided to you for courtesy purposes. Please consult with your Financial Advisor or Tax Advisor regarding specific questions.

SHORT TERM GAINS OR LOSSES (Box 1c) FOR COVERED SECURITIES (Box 6) Proceeds from Broker and Barter Exchange Transactions for 2013

8-Description / CUSIP 1a-Date of Sale or Exchange	1e-Quantity Sold	1b-Date of Acquisition	2a-Sales Price*	3-Cost or Other Basis	Supplemental Information	
					Gain or Loss Amount	Additional Information
	1,0000	01/07/13	111 39	86.26	25.13	
	2,0000	01/07/13	222 80	172 48	50.32	
	3 0000	01/07/13	334 19	258 74	75 45	SALE
09/17/13	1 0000	01/07/13	111 90	86 23	25 67	TOTAL 2 LOTS
	1 0000	01/14/13	111 91	85 63	26 28	
	2,0000	Various	223.81	171 86	51.95	SALE
09/18/13	1 0000	01/14/13	112 99	85 63	27.36	TOTAL 2 LOTS
	1 0000	01/14/13	112 99	85 65	27.34	
	2,0000	01/14/13	225.98	171 28	54 70	SALE
KASKORNBANK PUB CO LTD / 485785109						
UNSPONSORED ADR						
03/26/13	9 0000	10/25/12	258 74	205 54	53.20	SALE
06/14/13	26 0000	10/25/12	645 15	593 77	51 38	SALE
KIMBERLY-CLARK CORP / 494368103						
01/16/13	19 0000	10/24/12	1,622.19	1,598 87	23.32	SALE
KLA-TENCOR CORP / 482480100						
05/22/13	8,0000	03/21/13	446 83	411 41	35 42	SALE
KOC HOLDING AS-UNSPON / 49989A109						
ADR						
03/26/13	15 0000	10/25/12	420 00	331 69	88 31	SALE
KOMATSU LTD / 500458401						
SPON ADR NEW						
03/26/13	1,0000	08/15/12	24.29	21.40	2 89	SALE

continued



2013 SUMMARY AMENDMENT

Amended Date: 5/09/14

Your Financial Advisor :
 CHARLES FAIG / TRINA MITSCH
 THOMAS CANNIZZO
 OFFICE CENTER AT SHORT HILLS
 51 JFK PARKWAY
 4TH FLOOR
 SHORT HILLS NJ 07078
 (973) 467-4000

THE ROBERT MCELLOWNEY JR
 FAMILY FOUNDATION
 124 EASTBURY
 WILLIAMSBURG VA 23188-8908

Account Number: 4005-3934

Year-End Account Summary

This information is NOT provided to the Internal Revenue Service, but is being provided to you for courtesy purposes. Please consult with your Financial Advisor or Tax Advisor regarding specific questions.

SHORT TERM GAINS OR LOSSES (Box 1c) FOR COVERED SECURITIES (Box 6) Proceeds from Broker and Barter Exchange Transactions for 2013

continued

8-Description / CUSIP 1a-Date of Sale or Exchange	1e-Quantity Sold	1b-Date of Acquisition	2a-Sales Price*	3-Cost or Other Basis	Supplemental Information	
					Gain or Loss Amount	Additional Information
KROGER COMPANY COMMON / 501044101						
01/02/13	1.0000	10/24/12	26.27	25.01	1.26	SALE
08/26/13	5.0000	10/24/12	185.51	125.05	60.46	SALE
LADBROKES PLC-ADR / 505730101						
08/26/13	2.0000	05/20/13	6.12	6.74	-0.62	SALE
LAM RESEARCH CORP / 512807108						
01/02/13	1.0000	10/24/12	38.23	35.45	2.78	SALE
08/26/13	4.0000	10/24/12	192.68	141.79	50.89	SALE
08/30/13	6.0000	10/24/12	281.18	212.69	68.49	SALE
LENDER PROCESSING / 52602E102						
01/02/13	1.0000	10/24/12	25.23	28.66	-3.43	SALE
	62.0000	10/24/12	1,967.25	1,776.33	190.92	
	11.0000	12/27/12	349.03	269.94	79.09	
06/20/13	73.0000	Various	2,316.28	2,046.27	270.01	SALE
TOTAL 2 LOTS						
LIXIL GROUP CORP / 53931R103						
03/26/13	1.0000	10/25/12	40.12	44.41	-4.29	SALE
LSI CORP / 502161102						
01/02/13	3.0000	12/13/12	22.35	20.85	1.50	SALE
	52.0000	12/13/12	376.69	361.40	15.29	
	2.0000	12/27/12	14.49	13.86	0.63	
02/06/13	54.0000	Various	391.18	375.26	15.92	SALE
TOTAL 2 LOTS						

2013 SUMMARY AMENDMENT

Page 34 of 119

Amended Date: 5/09/14

Your Financial Advisor :
 CHARLES FAIG / TRINA MITTSCH
 THOMAS CANNIZZO
 OFFICE CENTER AT SHORT HILLS
 51 JFK PARKWAY
 4TH FLOOR
 SHORT HILLS NJ 07078
 (973) 467-4000

THE ROBERT MCELLOWNEY JR
 FAMILY FOUNDATION
 124 EASTBURY
 WILLIAMSBURG VA 23188-8908

Account Number: 4005-3934

Year-End Account Summary


This information is NOT provided to the Internal Revenue Service, but is being provided to you for courtesy purposes. Please consult with your Financial Advisor or Tax Advisor regarding specific questions.

SHORT TERM GAINS OR LOSSES (Box 1c) FOR COVERED SECURITIES (Box 6) Proceeds from Broker and Barter Exchange Transactions for 2013

continued

8-Description / CUSIP 1a-Date of Sale or Exchange	1e-Quantity Sold	1b-Date of Acquisition	2a-Sales Price*	3-Cost or Other Basis	Supplemental Information	
					Gain or Loss Amount	Additional Information
LULULEMON ATHLETICA INC / 550021109	1 0000	10/05/12	70.06	76.10	-6.04	
	2 0000	12/26/12	140.12	147.34	-7.22	
	1 0000	05/14/13	70.06	81.55	-11.49	
09/10/13	4 0000	Various	280.24	304.99	-24.75	SALE
09/12/13	5 0000	05/14/13	324.21	407.73	-83.52	SALE
09/12/13	4 0000	05/14/13	265.26	326.18	-60.92	SALE
LUXOTTICA GROUP S P A / 55068R202						
SPONSORED ADR						
08/26/13	3 0000	02/20/13	162.79	139.36	23.43	SALE
LVMH MOET HENNESSY / 502441306						
LOUIS VUITTON						
ADR						
03/26/13	34 0000	10/25/12	1,161.07	1,088.54	72.53	SALE
LYONDELLBASELL / N53745100						
INDUSTRIES AF SCA						
CLASS A						
01/02/13	2 0000	10/24/12	117.54	105.99	11.55	SALE
01/15/13	4 0000	10/24/12	244.33	211.96	32.37	SALE
06/28/13	8 0000	10/24/12	536.65	423.93	112.72	SALE
08/26/13	6 0000	10/24/12	422.41	317.95	104.46	SALE
MACY'S INC / 55616P104						
	69 0000	10/24/12	2,870.99	2,682.71	188.28	
	1 0000	12/27/12	41.61	37.15	4.46	
	1 0000	01/02/13	41.61	38.39	3.22	

TOTAL 3 LOTS



2013 SUMMARY AMENDMENT

Page 35 of 119

Amended Date: 5/09/14

Your Financial Advisor :
 CHARLES FAIG / TRINA MITSCH
 THOMAS CANNIZZO
 OFFICE CENTER AT SHORT HILLS
 51 JFK PARKWAY
 4TH FLOOR
 SHORT HILLS NJ 07078
 (973) 467-4000

THE ROBERT MCELDOWNEY JR
 FAMILY FOUNDATION
 124 EASTBURY
 WILLIAMSBURG VA 23188-8908

Account Number: 4005-3934

Year-End Account Summary

This information is NOT provided to the Internal Revenue Service, but is being provided to you for courtesy purposes. Please consult with your Financial Advisor or Tax Advisor regarding specific questions.

SHORT TERM GAINS OR LOSSES (Box 1c) FOR COVERED SECURITIES (Box 6) Proceeds from Broker and Barter Exchange Transactions for 2013

continued

8-Description / CUSIP 1a-Date of Sale or Exchange	1e-Quantity Sold	1b-Date of Acquisition	2a-Sales Price*	3-Cost or Other Basis	Supplemental Information		TOTAL 3 LOTS
					Gain or Loss Amount	Additional Information	
03/18/13	71.0000	Various	2,954.21	2,758.25	195.96	SALE	
MAINSTAY FD HIGH YIELD / 56062X708 CORPORATE BD FD CL I							
	186.2520	12/26/12	1,132.41	1,138.00	-5.59		
	21.9680	05/01/13	133.56	136.64	-3.08		
	22.3120	06/03/13	135.65	137.44	-1.79		
	23.1570	06/28/13	140.79	138.25	2.54		
	23.0280	08/01/13	140.01	139.09	0.92		
	413.1450	08/26/13	2,511.95	2,483.00	28.95		
	25.9060	09/03/13	157.51	154.92	2.59		
	25.9780	09/30/13	157.94	155.87	2.07		
	25.7910	11/01/13	156.82	156.81	0.01		
11/04/13	767.5370	Various	4,666.64	4,640.02	26.62	SALE	TOTAL 9 LOTS
MAKITA CORPORATION ADR / 560877300 NEW 11/76							
	1.0000	04/25/13	48.80	51.37	-2.57		
	1.0000	04/26/13	48.80	52.61	-3.81		
11/05/13	2.0000	Various	97.60	103.98	-6.38	SALE	TOTAL 2 LOTS
MARATHON OIL CORP / 565849106							
01/02/13	3.0000	10/24/12	94.05	89.61	4.44	SALE	
08/26/13	16.0000	10/24/12	535.87	477.92	57.95	SALE	
MARATHON PETROLEUM CORP / 56585A102 08/26/13	3.0000	10/24/12	225.09	161.19	63.90	SALE	
MEAD JOHNSON / 582839106 NUTRITION CO 08/26/13	1.0000	08/02/13	75.99	75.65	0.34	SALE	

2013 SUMMARY AMENDMENT

Page 36 of 119

Amended Date: 5/09/14

Your Financial Advisor :

CHARLES FAIG / TRINA MITTSCH
 THOMAS CANNIZZO
 OFFICE CENTER AT SHORT HILLS
 51 JFK PARKWAY
 4TH FLOOR
 SHORT HILLS NJ 07078
 (973) 467-4000

THE ROBERT MCELDOWNEY JR
 FAMILY FOUNDATION
 124 EASTBURY
 WILLIAMSBURG VA 23188-8908

Account Number: 4005-3934


Year-End Account Summary

This information is NOT provided to the Internal Revenue Service, but is being provided to you for courtesy purposes. Please consult with your Financial Advisor or Tax Advisor regarding specific questions.

SHORT TERM GAINS OR LOSSES (Box 1c) FOR COVERED SECURITIES (Box 6) continued

Proceeds from Broker and Barter Exchange Transactions for 2013

8-Description / CUSIP 1a-Date of Sale or Exchange	1e-Quantity Sold	1b-Date of Acquisition	2a-Sales Price*	3-Cost or Other Basis	Supplemental Information	
					Gain or Loss Amount	Additional Information
MEDICLINIC INTL LTD ADR / 58470X106 03/26/13	1.0000	11/12/12	34.65	28.62	6.03	SALE
MEDTRONIC INC / 585055106 08/26/13	3.0000	03/04/13	158.06	135.23	22.83	SALE
MERCK KGAA ADR / 589339100 01/23/13	19.0000	10/25/12	840.49	806.82	33.67	SALE
07/19/13	33.0000	10/25/12	1,730.19	1,401.31	328.88	SALE
MICRON TECHNOLOGY INC / 595112103 05/24/13	26.0000	03/18/13	296.91	241.02	55.89	SALE
MOBILE TELESYSTEMS - / 607409109 SPON ADR 08/26/13	1.0000	10/24/12	21.23	17.05	4.18	SALE
MOLSON COORS BREWING CO / 60871R209 CL-B 08/26/13	2.0000 17.0000 1.0000 9.0000 2.0000	12/19/12 12/19/12 12/27/12 01/14/13 11/05/13	99.61 910.40 53.55 481.99 107.11	87.43 743.09 43.17 384.84 107.44	12.18 167.31 10.38 97.15 -0.33	SALE SALE SALE SALE SALE
12/03/13	29.0000	Various	1,553.05	1,278.54	274.51	SALE
MONDELEZ INTL INC / 609207105 01/28/13	3.0000 3.0000 3.0000	09/20/12 09/20/12 09/20/12	83.27 92.94 92.96	81.24 81.23 80.67	2.03 11.71 12.29	SALE SALE SALE
TOTAL 4 LOTS						



2013 SUMMARY AMENDMENT

Your Financial Advisor :
 CHARLES FAIG / TRINA MITSCH
 THOMAS CANNIZZO
 OFFICE CENTER AT SHORT HILLS
 51 JFK PARKWAY
 4TH FLOOR
 SHORT HILLS NJ 07078
 (973) 467-4000

THE ROBERT MCELDOWNEY JR
 FAMILY FOUNDATION
 124 EASTBURY
 WILLIAMSBURG VA 23188-8908

Account Number: 4005-3934

Year-End Account Summary

This information is NOT provided to the Internal Revenue Service, but is being provided to you for courtesy purposes.
 Please consult with your Financial Advisor or Tax Advisor regarding specific questions.

**SHORT TERM GAINS OR LOSSES (Box 1c) FOR COVERED SECURITIES (Box 6)
 Proceeds from Broker and Barter Exchange Transactions for 2013**

continued

8-Description / CUSIP 1a-Date of Sale or Exchange	1e-Quantity Sold	1b-Date of Acquisition	2a-Sales Price*	3-Cost or Other Basis	Supplemental Information Gain or Loss Amount	Additional Information
08/26/13	6.0000	09/20/12	185.90	161.90	24.00	SALE TOTAL 2 LOTS
MONSTER BEVERAGE CORP / 611740101						
08/26/13	1.0000	04/23/13	59.04	56.88	2.16	SALE
	5.0000	04/23/13	261.82	284.38	-22.56	
	1.0000	04/25/13	52.37	57.27	-4.90	
10/01/13	6.0000	Various	314.19	341.65	-27.46	SALE TOTAL 2 LOTS
10/02/13	5.0000	04/25/13	260.28	286.35	-26.07	SALE
10/02/13	4.0000	04/30/13	208.69	222.52	-13.83	SALE
	1.0000	04/30/13	51.92	55.63	-3.71	
	4.0000	05/01/13	207.68	222.87	-15.19	
10/03/13	5.0000	Various	259.60	278.50	-18.90	SALE TOTAL 2 LOTS
MORGAN STANLEY & CO / 617446448						
03/12/13	21.0000	12/12/12	477.21	372.53	104.68	SALE
	6.0000	12/12/12	135.78	106.43	29.35	
	13.0000	12/12/12	294.22	230.31	63.91	
03/12/13	19.0000	12/12/12	430.00	336.74	93.26	SALE TOTAL 2 LOTS
04/02/13	10.0000	12/13/12	216.86	177.80	39.06	SALE
	5.0000	12/12/12	108.70	88.58	20.12	
	8.0000	12/13/12	173.94	142.24	31.70	
04/02/13	13.0000	Various	282.64	230.82	51.82	SALE TOTAL 2 LOTS
05/29/13	12.0000	12/13/12	300.11	213.36	86.75	SALE
08/26/13	1.0000	12/13/12	26.56	17.78	8.78	SALE
08/26/13	9.0000	12/13/12	239.09	160.02	79.07	SALE

2013 SUMMARY AMENDMENT

Page 38 of 119

Amended Date: 5/09/14

Your Financial Advisor :

CHARLES FAIG / TRINA MITSCH
 THOMAS CANNIZZO
 OFFICE CENTER AT SHORT HILLS
 51 JFK PARKWAY
 4TH FLOOR
 SHORT HILLS NJ 07078
 (973) 467-4000

THE ROBERT MCELDOWNEY JR
 FAMILY FOUNDATION
 124 EASTBURY
 WILLIAMSBURG VA 23188-8908

Account Number: 4005-3934


Year-End Account Summary

This information is NOT provided to the Internal Revenue Service, but is being provided to you for courtesy purposes. Please consult with your Financial Advisor or Tax Advisor regarding specific questions.

SHORT TERM GAINS OR LOSSES (Box 1c) FOR COVERED SECURITIES (Box 6) Proceeds from Broker and Barter Exchange Transactions for 2013

continued

8-Description / CUSIP 1a-Date of Sale or Exchange	1e-Quantity Sold	1b-Date of Acquisition	2a-Sales Price*	3-Cost or Other Basis	Supplemental Information Gain or Loss Amount	Additional Information
09/24/13	13.0000	12/17/12	355.79	240.76	115.03	SALE
	3.0000	12/13/12	82.14	53.34	28.80	
	11.0000	12/17/12	301.22	203.72	97.50	
09/24/13	14.0000	Various	383.36	257.06	126.30	SALE
	1.0000	12/17/12	29.18	18.52	10.66	
	10.0000	12/18/12	291.90	190.00	101.90	TOTAL 2 LOTS
10/25/13	11.0000	Various	321.08	208.52	112.56	SALE
10/28/13	8.0000	12/18/12	232.34	152.00	80.34	SALE
MR PRICE GROUP LTD / 62476L207 SPONSORED ADR 08/26/13	1.0000	10/25/12	12.25	15.30	-3.05	SALE
MYLAN INC / 628530107 08/26/13	8.0000	05/16/13	286.16	249.60	36.56	SALE
NATIONAL OILWELL VARCO / 637071101 INC 05/21/13	11.0000	10/24/12	773.60	845.42	-71.82	SALE
NETFLIX COM INC / 64110L106 08/26/13	1.0000	06/03/13	288.97	223.02	65.95	SALE
NEXTERA ENERGY INC / 65339F101 08/26/13	3.0000	10/24/12	242.62	208.10	34.52	SALE
NORTHROP GRUMMAN CORP / 666807102 NEW 08/26/13	2.0000	10/24/12	189.87	138.51	51.36	SALE



2013 SUMMARY AMENDMENT

THE ROBERT MCELLOWNEY JR
 FAMILY FOUNDATION
 124 EASTBURY
 WILLIAMSBURG VA 23188-8908

Your Financial Advisor :
 CHARLES FAIG / TRINA MITSCH
 THOMAS CANNIZZO
 OFFICE CENTER AT SHORT HILLS
 51 JFK PARKWAY
 4TH FLOOR
 SHORT HILLS NJ 07078
 (973) 467-4000

Account Number: 4005-3934

Year-End Account Summary

This information is NOT provided to the Internal Revenue Service, but is being provided to you for courtesy purposes. Please consult with your Financial Advisor or Tax Advisor regarding specific questions.

SHORT TERM GAINS OR LOSSES (Box 1c) FOR COVERED SECURITIES (Box 6) Proceeds from Broker and Barter Exchange Transactions for 2013

continued

8-Description / CUSIP 1a--Date of Sale or Exchange	1e-Quantity Sold	1b-Date of Acquisition	2a-Sales Price*	3-Cost or Other Basis	Supplemental Information	
					Gain or Loss Amount	Additional Information
NOVARTIS AG / 66987V109 SPON ADR 03/26/13	3.0000	10/24/12	213.15	184.10	29.05	SALE
NU SKIN ENTERPRISES INC / 67018T105 01/02/13	1.0000	10/24/12	37.81	41.47	-3.66	SALE
05/22/13	4.0000	10/24/12	244.55	165.87	78.68	SALE
07/12/13	2.0000	10/24/12	154.31	82.94	71.37	SALE
08/15/13	4.0000	10/24/12	341.91	165.87	176.04	SALE
08/26/13	3.0000	10/24/12	260.39	124.41	135.98	SALE
10/11/13	2.0000	10/24/12	191.07	82.94	108.13	SALE
NV ENERGY INC / 67073Y106 01/02/13	1.0000	11/29/12	18.48	18.29	0.19	SALE
06/05/13	89.0000	11/29/12	2,085.23	1,627.37	457.86	
	5.0000	12/27/12	117.15	91.10	26.05	
	94.0000	Various	2,202.38	1,718.47	483.91	SALE
OCCIDENTAL PETE CORP / 674599105 03/14/13	11.0000	10/05/12	920.84	931.70	-10.86	SALE
OCWEN FINL CORP / 675746309 08/12/13	7.0000	01/10/13	363.43	259.62	103.81	SALE
08/26/13	4.0000	01/10/13	210.10	148.35	61.75	SALE
OMNICARE INC / 681904108 08/26/13	8.0000	05/20/13	450.28	372.06	78.22	SALE
						TOTAL 2 LOTS

2013 SUMMARY AMENDMENT

Page 40 of 119

Amended Date: 5/09/14

Your Financial Advisor :

CHARLES FAIG / TRINA MITTSCH
 THOMAS CANNIZZO
 OFFICE CENTER AT SHORT HILLS
 51 JFK PARKWAY
 4TH FLOOR
 SHORT HILLS NJ 07078
 (973) 467-4000

THE ROBERT MCELDOWNEY JR
 FAMILY FOUNDATION
 124 EASTBURY
 WILLIAMSBURG VA 23188-8908

Account Number: 4005-3934


Year-End Account Summary

This information is NOT provided to the Internal Revenue Service, but is being provided to you for courtesy purposes. Please consult with your Financial Advisor or Tax Advisor regarding specific questions.

SHORT TERM GAINS OR LOSSES (Box 1c) FOR COVERED SECURITIES (Box 6) Proceeds from Broker and Barter Exchange Transactions for 2013

continued

8-Description / CUSIP 1a-Date of Sale or Exchange	1e-Quantity Sold	1b-Date of Acquisition	2a-Sales Price*	3-Cost or Other Basis	Supplemental Information	
					Gain or Loss Amount	Additional Information
ON SEMI CONDUCTOR CORP / 682189105						
08/26/13	3.0000	06/28/13	22.30	24.24	-1.94	SALE
09/05/13	44.0000	06/28/13	328.01	355.52	-27.51	SALE
ORICA LTD - UNSPN ADR / 68618H103						
03/15/13	46.0000	10/25/12	1,213.57	1,210.72	2.85	SALE
OSHKOSH CORP / 688239201						
08/12/13	7.0000	01/16/13	322.96	230.62	92.34	SALE
08/26/13	3.0000	01/16/13	140.94	98.84	42.10	SALE
10/07/13	4.0000	01/16/13	198.04	131.79	66.25	SALE
PARKER-HANNIFIN CORP / 701094104						
01/16/13	22.0000	10/24/12	1,961.98	1,675.30	286.68	SALE
08/26/13	1.0000	06/17/13	103.18	97.80	5.38	SALE
09/09/13	5.0000	06/17/13	524.93	489.00	35.93	SALE
PARTNERRE LTD / G6852T105						
08/26/13	1.0000	10/24/12	89.42	80.31	9.11	SALE
PENTAIR LTD / H6169Q108						
01/16/13	18.0000	10/24/12	910.70	735.14	175.56	SALE
PERRIGO COMPANY / 714290103						
12/19/13	9.0000	Various	1,398.19	1,096.37	301.75	MERGER



2013 SUMMARY AMENDMENT

Page 41 of 119

Amended Date: 5/09/14

Your Financial Advisor :

CHARLES FAIG / TRINA MITSCH
 THOMAS CANNIZZO
 OFFICE CENTER AT SHORT HILLS
 51 JFK PARKWAY
 4TH FLOOR
 SHORT HILLS NJ 07078
 (973) 467-4000

THE ROBERT MCELDFOWNEY JR
 FAMILY FOUNDATION
 124 EASTBURY
 WILLIAMSBURG VA 23188-8908

Account Number: 4005-3934

Year-End Account Summary

This information is NOT provided to the Internal Revenue Service, but is being provided to you for courtesy purposes. Please consult with your Financial Advisor or Tax Advisor regarding specific questions.

continued

SHORT TERM GAINS OR LOSSES (Box 1c) FOR COVERED SECURITIES (Box 6) Proceeds from Broker and Barter Exchange Transactions for 2013

8-Description / CUSIP 1a-Date of Sale or Exchange	1e-Quantity Sold	1b-Date of Acquisition	2a-Sales Price*	3-Cost or Other Basis	Supplemental Information	
					Gain or Loss Amount	Additional Information
PERUSAHAAN PERSEROAN / 715684106 PERSERO PT INDONESIA TELEKOMUNIKIASI SPON ADR 03/26/13	2.0000	10/24/12	87.98	81.49	6.49	SALE
PETROFAC LTD UNSPONSORED / 716473103 ADR	27.0000	10/25/12	325.83	340.56	-14.73	SALE
03/26/13	1.0000	10/25/12	10.88	12.62	-1.74	SALE
12/18/13	2.0000	08/26/13	17.79	19.74	-1.95	SALE
PETROLEUM GEO-SVS ADR / 716599105 03/26/13	1.0000	10/25/12	15.42	16.76	-1.34	SALE
PHILLIPS 66 / 718546104 03/25/13	29.0000	10/24/12	1,983.94	1,298.58	685.36	SALE
PINNACLE WEST CAP CORP / 723484101 08/26/13	1.0000	06/11/13	54.55	56.86	-2.31	SALE
PITNEY BOWES INC / 724479100 08/26/13	3.0000	06/17/13	51.52	44.19	7.33	SALE
PNC FINANCIAL SERVICES / 693475105 GROUP	11.0000	10/24/12	660.08	638.44	21.64	SALE
01/09/13	14.0000	10/24/12	830.87	812.55	18.32	SALE
01/15/13	9.0000	10/24/12	568.88	522.36	46.52	SALE
02/20/13	2.0000	10/24/12	149.34	116.08	33.26	SALE
08/26/13						

2013 SUMMARY AMENDMENT

Page 42 of 119

Amended Date: 5/09/14

Your Financial Advisor :
 CHARLES FAIG / TRINA MITSCH
 THOMAS CANNIZZO
 OFFICE CENTER AT SHORT HILLS
 51 JFK PARKWAY
 4TH FLOOR
 SHORT HILLS NJ 07078
 (973) 467-4000

THE ROBERT MCELDOWNEY JR
 FAMILY FOUNDATION
 124 EASTBURY
 WILLIAMSBURG VA 23188-8908

Account Number: 4005-3934


Year-End Account Summary

This information is NOT provided to the Internal Revenue Service, but is being provided to you for courtesy purposes. Please consult with your Financial Advisor or Tax Advisor regarding specific questions.

continued

SHORT TERM GAINS OR LOSSES (Box 1c) FOR COVERED SECURITIES (Box 6) Proceeds from Broker and Barter Exchange Transactions for 2013

8-Description / CUSIP 1a-Date of Sale or Exchange	1e-Quantity Sold	1b-Date of Acquisition	2a-Sales Price*	3-Cost or Other Basis	Supplemental Information	
					Gain or Loss Amount	Additional Information
POPULAR INC / 733174700						
08/26/13	5.0000	07/25/13	165 53	167.69	-2.16	SALE
11/05/13	32.0000	07/25/13	839 75	1,073.19	-233.44	SALE
12/09/13	21.0000	07/25/13	608 15	704 28	-96 13	SALE
POTASH CORP OF / 73755L107 SASKATCHEWAN INC						
05/02/13	31 0000	10/24/12	1,293 26	1,259 96	33 30	SALE
PROTECTIVE LIFE CORP / 743674103						
01/02/13	1.0000	10/24/12	29 02	26 84	2.18	SALE
03/22/13	10.0000	10/24/12	348 08	268 37	79 71	SALE
	44 0000	10/24/12	1,619 81	1,180 82	438 99	
	2.0000	12/27/12	73 63	56 94	16.69	
04/17/13	46 0000	Various	1,693 44	1,237 76	455 68	SALE
PRUDENTIAL FINANCIAL INC / 744320102						
01/02/13	1.0000	10/24/12	55.07	56.62	-1 55	SALE
08/26/13	4.0000	10/24/12	313 54	226.48	87 06	SALE
PRUDENTIAL JENNISON / 74441C808						
MID-CAP GROWTH FND CL Z						
01/14/13	37 0000	10/24/12	1,236.17	1,196 59	39 58	SALE
08/26/13	97 0000	10/24/12	3,644 29	3,136 98	507 31	SALE
PT BANK MANDIRI PERSERO / 69367U105 TBK-UNSPONSORED ADR						
03/26/13	3 0000	10/25/12	29 91	25 48	4 43	SALE
						TOTAL 2 LOTS



2013 SUMMARY AMENDMENT

Page 43 of 119
Amended Date: 5/09/14

Your Financial Advisor :
CHARLES FAIG / TRINA MITSCH
THOMAS CANNIZZO
OFFICE CENTER AT SHORT HILLS
51 JFK PARKWAY
4TH FLOOR
SHORT HILLS NJ 07078
(973) 467-4000

THE ROBERT MCELLOWNEY JR
FAMILY FOUNDATION
124 EASTBURY
WILLIAMSBURG VA 23188-8908

Account Number: 4005-3934

Year-End Account Summary

This information is NOT provided to the Internal Revenue Service, but is being provided to you for courtesy purposes.
Please consult with your Financial Advisor or Tax Advisor regarding specific questions.

SHORT TERM GAINS OR LOSSES (Box 1c) FOR COVERED SECURITIES (Box 6) Proceeds from Broker and Barter Exchange Transactions for 2013

8-Description / CUSIP 1a-Date of Sale or Exchange	1e-Quantity Sold	1b-Date of Acquisition	2a-Sales Price*	3-Cost or Other Basis	Supplemental Information	
					Gain or Loss Amount	Additional Information
06/10/13	60 0000	10/25/12	540.66	509.59	31.07	SALE
10/17/13	133 0000	10/25/12	980.73	1,129.56	-148.83	
	6 0000	08/26/13	44.25	38.34	5.91	
	139 0000	Various	1,024.98	1,167.90	-142.92	SALE
TOTAL 2 LOTS						
PULTE GROUP INC / 745867101						
01/02/13	1.0000	10/24/12	18.52	17.49	1.03	SALE
08/26/13	4 0000	10/24/12	64.98	69.96	-4.98	SALE
QUALCOMM INC / 747525103						
01/31/13	2 0000	10/05/12	133.13	125.80	7.33	
	1.0000	12/07/12	66.57	63.75	2.82	
	3 0000	Various	199.70	189.55	10.15	SALE
	10 0000	12/07/12	646.40	637.45	8.95	
	1 0000	12/26/12	64.65	61.41	3.24	
03/18/13	11 0000	Various	711.05	698.86	12.19	SALE
TOTAL 2 LOTS						
RACKSPACE HOSTING INC / 750086100						
01/08/13	1.0000	05/07/12	77.30	58.00	19.30	SALE
	1 0000	12/26/12	39.52	71.63	-32.11	
	2 0000	07/16/13	79.06	83.69	-4.63	
	5.0000	07/17/13	197.65	218.79	-21.14	
12/02/13	8.0000	Various	316.23	374.11	-57.88	SALE
TOTAL 3 LOTS						
RED ELECTRICA / 756568101						
03/26/13	1.0000	10/25/12	10.32	9.60	0.72	SALE

2013 SUMMARY AMENDMENT

Page 44 of 119

Amended Date: 5/09/14

Your Financial Advisor :

CHARLES FAIG / TRINA MITTSCH
 THOMAS CANNIZZO
 OFFICE CENTER AT SHORT HILLS
 51 JFK PARKWAY
 4TH FLOOR
 SHORT HILLS NJ 07078
 (973) 467-4000

THE ROBERT MCELDOWNEY JR
 FAMILY FOUNDATION
 124 EASTBURY
 WILLIAMSBURG VA 23188-8908

Account Number: 4005-3934


Year-End Account Summary

This information is NOT provided to the Internal Revenue Service, but is being provided to you for courtesy purposes.
 Please consult with your Financial Advisor or Tax Advisor regarding specific questions.

continued

SHORT TERM GAINS OR LOSSES (Box 1c) FOR COVERED SECURITIES (Box 6) Proceeds from Broker and Barter Exchange Transactions for 2013

8-Description / CUSIP 1a-Date of Sale or Exchange	1e-Quantity Sold	1b-Date of Acquisition	2a-Sales Price*	3-Cost or Other Basis	Supplemental Information	
					Gain or Loss Amount	Additional Information
RENAISSANCE RE HOLDING / G7496G103 LTD						
08/26/13	2.0000	01/11/13	174.47	164.04	10.43	SALE
11/11/13	2.0000	01/11/13	189.89	164.04	25.85	SALE
RLJ LODGING TRUST / 74965L101						
08/26/13	6.0000	07/29/13	139.03	145.34	-6.31	SALE
ROVI CORP / 779376102						
08/26/13	10.0000	06/13/13	190.53	245.09	-54.56	SALE
ROYAL DUTCH SHELL PLC / 780259206						
ADR CL A						
03/26/13	1.0000	10/24/12	65.67	67.97	-2.30	SALE
SAMPO OYJ-A SHS UNSP ADR / 79588J102						
03/26/13	2.0000	10/25/12	38.78	31.41	7.37	SALE
SANDS CHINA LTD / 80007R105						
UNSPONSORED ADR						
03/26/13	3.0000	10/26/12	156.03	116.31	39.72	SALE
SANDVIK AB / 800212201						
SPONSORED ADR						
04/24/13	80.0000	10/25/12	1,104.63	1,084.48	20.15	SALE
SANOFI ADR / 80105N105						
08/07/13	2.0000	10/05/12	104.18	89.54	14.64	SALE
SAP AG-SPONSORED ADR / 803054204						
03/26/13	2.0000	10/24/12	160.38	142.27	18.11	SALE



2013 SUMMARY AMENDMENT

Page 45 of 119
Amended Date: 5/09/14

Your Financial Advisor :
CHARLES FAIG / TRINA MITSCH
THOMAS CANNIZZO
OFFICE CENTER AT SHORT HILLS
51 JFK PARKWAY
4TH FLOOR
SHORT HILLS NJ 07078
(973) 467-4000

THE ROBERT MCELDFOWNEY JR
FAMILY FOUNDATION
124 EASTBURY
WILLIAMSBURG VA 23188-8908

Account Number: 4005-3934

Year-End Account Summary

This information is NOT provided to the Internal Revenue Service, but is being provided to you for courtesy purposes. Please consult with your Financial Advisor or Tax Advisor regarding specific questions.

continued

SHORT TERM GAINS OR LOSSES (Box 1c) FOR COVERED SECURITIES (Box 6)

Proceeds from Broker and Barter Exchange Transactions for 2013

8-Description / CUSIP 1a-Date of Sale or Exchange	1e-Quantity Sold	1b-Date of Acquisition	2a-Sales Price*	3-Cost or Other Basis	Supplemental Information	
					Gain or Loss Amount	Additional Information
SBERBANK RUSSIA / 80585Y308 SPONSORED ADR 07/29/13	112.0000	10/25/12	1,284.47	1,336.46	-51.99	SALE
SCHLUMBERGER LTD / 806857108 01/28/13	1 0000	12/07/12	79.57	71.55	8.02	SALE
	4.0000	12/07/12	279.36	286.19	-6.83	
	4.0000	12/07/12	279.36	286.10	-6.74	
	2.0000	12/11/12	139.68	145.14	-5.46	
	10.0000	Various	698.40	717.43	-19.03	SALE
	2.0000	12/11/12	145.98	145.14	0.84	
	6.0000	12/13/12	437.97	435.94	2.03	
	8.0000	Various	583.95	581.08	2.87	SALE
	3.0000	12/13/12	218.34	217.96	0.38	
	7.0000	12/13/12	509.47	506.84	2.63	
	1.0000	12/26/12	72.78	68.97	3.81	
	2.0000	01/29/13	145.57	159.23	-13.66	
	13.0000	Various	946.16	953.00	-6.84	SALE
	4.0000	01/29/13	296.90	318.46	-21.56	
	7.0000	01/30/13	519.59	552.81	-33.22	
	11.0000	Various	816.49	871.27	-54.78	SALE
SEMPRA ENERGY / 816851109 01/18/13	5.0000	10/24/12	364.56	337.94	26.62	SALE
SHIRE PLC / 82481R106	2.0000	10/05/12	193.66	177.14	16.52	
	1.0000	12/26/12	96.83	92.05	4.78	
						TOTAL 3 LOTS
						TOTAL 2 LOTS
						TOTAL 4 LOTS
						TOTAL 2 LOTS

2013 SUMMARY AMENDMENT

Page 46 of 119

Amended Date: 5/09/14

Your Financial Advisor :

CHARLES FAIG / TRINA MITSCH
 THOMAS CANNIZZO
 OFFICE CENTER AT SHORT HILLS
 51 JFK PARKWAY
 4TH FLOOR
 SHORT HILLS NJ 07078
 (973) 467-4000

THE ROBERT MCELDOWNEY JR
 FAMILY FOUNDATION
 124 EASTBURY
 WILLIAMSBURG VA 23188-8908

Account Number: 4005-3934


Year-End Account Summary

This information is NOT provided to the Internal Revenue Service, but is being provided to you for courtesy purposes.
 Please consult with your Financial Advisor or Tax Advisor regarding specific questions.

continued

SHORT TERM GAINS OR LOSSES (Box 1c) FOR COVERED SECURITIES (Box 6) Proceeds from Broker and Barter Exchange Transactions for 2013

8-Description / CUSIP 1a-Date of Sale or Exchange	1e-Quantity Sold	1b-Date of Acquisition	2a-Sales Price*	3-Cost or Other Basis	Supplemental Information	
					Gain or Loss Amount	Additional Information
05/21/13	3.0000	Various	290.49	269.19	21.30	SALE
TOTAL 2 LOTS						
SIGNET JEWELERS LTD / G81276100						
11/05/13	1.0000	04/19/13	76.02	66.27	9.75	SALE
11/25/13	6.0000	04/19/13	458.52	397.57	60.95	SALE
SILGAN HOLDINGS INC / 827048109						
08/26/13	1.0000	06/27/13	48.47	46.88	1.59	SALE
10/18/13	11.0000	06/27/13	528.35	515.59	12.76	SALE
SKYWORKS SOLUTIONS INC / 83088M102						
01/02/13	1.0000	10/24/12	21.59	22.70	-1.11	SALE
	8.0000	10/24/12	189.71	181.60	8.11	
	1.0000	12/27/12	23.72	20.00	3.72	
02/05/13	9.0000	Various	213.43	201.60	11.83	SALE
TOTAL 2 LOTS						
SMITHFIELD FOODS INC / 832248108						
01/02/13	1.0000	10/24/12	22.48	20.29	2.19	SALE
	27.0000	10/24/12	883.96	547.83	336.13	
	1.0000	12/27/12	32.74	21.06	11.68	
06/10/13	28.0000	Various	916.70	568.89	347.81	SALE
TOTAL 2 LOTS						
SOFTBANK CORP ADR / 83404D109						
03/26/13	1.0000	10/25/12	20.96	16.00	4.96	SALE
04/17/13	66.0000	10/25/12	1,486.12	1,055.87	430.25	SALE
SOUTHWEST AIRLINES CO / 844741108						
08/26/13	12.0000	08/20/13	160.11	157.86	2.25	SALE



2013 SUMMARY AMENDMENT

THE ROBERT MCELDOWNEY JR
FAMILY FOUNDATION
124 EASTBURY
WILLIAMSBURG VA 23188-8908

Your Financial Advisor :
CHARLES FAIG / TRINA MITTSCH
THOMAS CANNIZZO
OFFICE CENTER AT SHORT HILLS
51 JFK PARKWAY
4TH FLOOR
SHORT HILLS NJ 07078
(973) 467-4000

Account Number: 4005-3934

Year-End Account Summary

This information is NOT provided to the Internal Revenue Service, but is being provided to you for courtesy purposes.
Please consult with your Financial Advisor or Tax Advisor regarding specific questions.

continued

SHORT TERM GAINS OR LOSSES (Box 1c) FOR COVERED SECURITIES (Box 6) Proceeds from Broker and Barter Exchange Transactions for 2013

8-Description / CUSIP 1a-Date of Sale or Exchange	1e-Quantity Sold	1b-Date of Acquisition	2a-Sales Price*	3-Cost or Other Basis	Supplemental Information	
					Gain or Loss Amount	Additional Information
SPECTRUM BRANDS INC NEW / 84763R101						
08/26/13	2.0000	01/16/13	125.18	96.56	28.62	SALE
10/11/13	21.0000	01/16/13	1,366.84	1,013.85	352.99	SALE
SPLUNK INC / 848637104						
01/08/13	1.0000	10/10/12	28.56	32.18	-3.62	SALE
01/28/13	2.0000	10/10/12	69.19	64.36	4.83	SALE
08/26/13	3.0000	10/10/12	150.54	96.54	54.00	SALE
STANDARD BK GROUP LTD / 853118206						
SPONSORED ADR						
03/26/13	2.0000	10/25/12	25.98	24.74	1.24	SALE
04/22/13	37.0000	10/25/12	441.63	457.65	-16.02	SALE
04/23/13	31.0000	10/25/12	368.84	383.43	-14.59	SALE
STANLEY BLACK & DECKER / 854502101						
INC						
08/26/13	2.0000	10/24/12	174.54	138.13	36.41	SALE
STAPLES INC / 855030102						
12/02/13	46.0000	10/16/13	712.74	709.71	3.03	SALE
STARBUCKS CORP / 855244109						
08/26/13	2.0000	12/13/12	144.06	106.32	37.74	SALE
SWATCH GRP AG ADR / 870123106						
UNSPON						
20 ADR = 1 ORD						
03/26/13	1.0000	11/12/12	28.62	22.28	6.34	SALE

2013 SUMMARY AMENDMENT

Page 48 of 119

Amended Date: 5/09/14

Your Financial Advisor :

CHARLES FAIG / TRINA MITSCH
 THOMAS CANNIZZO
 OFFICE CENTER AT SHORT HILLS
 51 JFK PARKWAY
 4TH FLOOR
 SHORT HILLS NJ 07078
 (973) 467-4000

THE ROBERT MCELDOWNEY JR
 FAMILY FOUNDATION
 124 EASTBURY
 WILLIAMSBURG VA 23188-8908

Account Number: 4005-3934

Year-End Account Summary

This information is NOT provided to the Internal Revenue Service, but is being provided to you for courtesy purposes. Please consult with your Financial Advisor or Tax Advisor regarding specific questions.

SHORT TERM GAINS OR LOSSES (Box 1c) FOR COVERED SECURITIES (Box 6) Proceeds from Broker and Barter Exchange Transactions for 2013

continued

8-Description / CUSIP 1a-Date of Sale or Exchange	1e-Quantity Sold	1b-Date of Acquisition	2a-Sales Price*	3-Cost or Other Basis	Supplemental Information	
					Gain or Loss Amount	Additional Information
TAIWAN SEMICONDUCTOR / 874039100 MFG CO LTD ADR 03/26/13	7 0000	10/24/12	119.45	106.57	12.88	SALE
TECHNIP-SA-ADR / 878546209 03/26/13	1 0000	10/25/12	25.80	29.05	-3.25	SALE
11/06/13	1 0000	08/26/13	26.21	29.32	-3.11	SALE
TERADATA CORP / 88076W103	4.0000	06/01/12	202.25	258.80	-56.55	
	2.0000	06/12/12	101.13	135.68	-34.55	
	4.0000	09/13/12	202.26	298.15	-95.89	
	4.0000	09/13/12	202.26	300.13	-97.87	
	3.0000	09/19/12	151.69	229.79	-78.10	
	2.0000	09/20/12	101.13	151.70	-50.57	
	1 0000	10/05/12	50.57	76.21	-25.64	
04/25/13	20.0000	Various	1,011.29	1,450.46	-439.17	SALE
TOTAL 7 LOTS						
TEREX CORPORATION NEW / 880779103	6.0000	06/17/13	186.97	170.65	16.32	SALE
08/26/13	6.0000	06/17/13	205.95	170.64	35.31	SALE
10/07/13	4.0000	06/17/13	156.20	113.76	42.44	
	1 0000	06/28/13	39.05	26.38	12.67	
12/17/13	5.0000	Various	195.25	140.14	55.11	SALE
TOTAL 2 LOTS						
TESLA MOTORS INC / 88160R101	2 0000	06/25/12	67.91	66.82	1.09	SALE
01/16/13	5.0000	06/25/12	169.07	167.04	2.03	
	2 0000	10/05/12	67.63	58.40	9.23	



2013 SUMMARY AMENDMENT

Your Financial Advisor :
 CHARLES FAIG / TRINA MITTSCH
 THOMAS CANNIZZO
 OFFICE CENTER AT SHORT HILLS
 51 JFK PARKWAY
 4TH FLOOR
 SHORT HILLS NJ 07078
 (973) 467-4000

THE ROBERT MCELDOWNEY JR
 FAMILY FOUNDATION
 124 EASTBURY
 WILLIAMSBURG VA 23186-8908

Account Number: 4005-3934

Year-End Account Summary

This information is NOT provided to the Internal Revenue Service, but is being provided to you for courtesy purposes. Please consult with your Financial Advisor or Tax Advisor regarding specific questions.

SHORT TERM GAINS OR LOSSES (Box 1c) FOR COVERED SECURITIES (Box 6) Proceeds from Broker and Barter Exchange Transactions for 2013

continued

8-Description / CUSIP 1a-Date of Sale or Exchange	1e-Quantity Sold	1b-Date of Acquisition	2a-Sales Price*	3-Cost or Other Basis	Supplemental Information	
					Gain or Loss Amount	Additional Information
01/16/13	1 0000	12/26/12	33 82	33 69	0.13	
	8 0000	Various	270 52	259 13	11 39	SALE TOTAL 3 LOTS
TESORO CORPORATION / 881609101 08/26/13	2 0000	10/24/12	96.80	74.50	22.30	SALE
TEXAS INSTRUMENTS INC / 882508104 06/04/13	26 0000	03/19/13	952.57	900 12	52.45	SALE
TIME WARNER CABLE / 88732J207 08/26/13	2 0000	10/24/12	217 04	197.48	19.56	SALE
TIME WARNER INC NEW / 887317303 08/26/13	1 0000	01/11/13	62 56	49 58	12 98	SALE
TJX COS INC NEW / 872540109 01/28/13	2 0000	05/15/12	90 10	85 00	5 10	SALE
TORCHMARK CORP / 891027104 01/02/13	1 0000	10/24/12	52.20	51 06	1 14	SALE
	3 0000	10/24/12	213 74	153 18	60 56	SALE
TRANSDIGM GROUP INC / 893641100 09/24/13	1 0000	10/05/12	136 96	129 95	7 01	SALE
TRAVELERS COS INC / THE / 89417E109 08/26/13	2 0000	04/10/13	160.99	169.94	-8.95	SALE
TRW AUTOMOTIVE HOLDINGS / 87264S106 CORP 02/20/13	8 0000	10/24/12	487 58	363 60	123 98	SALE

2013 SUMMARY AMENDMENT

Page 50 of 119

Amended Date: 5/09/14

Your Financial Advisor :

CHARLES FAIG / TRINA MITSCH
 THOMAS CANNIZZO
 OFFICE CENTER AT SHORT HILLS
 51 JFK PARKWAY
 4TH FLOOR
 SHORT HILLS NJ 07078
 (973) 467-4000

THE ROBERT MCELDOWNEY JR
 FAMILY FOUNDATION
 124 EASTBURY
 WILLIAMSBURG VA 23188-8908

Account Number: 4005-3934


Year-End Account Summary

This information is NOT provided to the Internal Revenue Service, but is being provided to you for courtesy purposes. Please consult with your Financial Advisor or Tax Advisor regarding specific questions.

SHORT TERM GAINS OR LOSSES (Box 1c) FOR COVERED SECURITIES (Box 6) Proceeds from Broker and Barter Exchange Transactions for 2013

continued

8-Description / CUSIP 1a-Date of Sale or Exchange	1e-Quantity Sold	1b-Date of Acquisition	2a-Sales Price*	3-Cost or Other Basis	Supplemental Information Gain or Loss Amount	Additional Information
TULLOW OIL PLC / 899415202 UNSPONSORED ADR 03/26/13	2.0000	10/25/12	19.04	22.87	-3.83	SALE
TURKCELL ILETISIM / 900111204 HIZMETLERI 03/26/13	1.0000	10/24/12	16.60	15.27	1.33	SALE
TURKIYE HALK BANKASI / 900150103 UNSPONSORED ADR 03/26/13	7.0000	01/18/13	147.70	156.13	-8.43	SALE
	57.0000	01/18/13	828.81	1,271.33	-442.52	
	1.0000	08/26/13	14.55	13.11	1.44	
	58.0000	Various	843.36	1,284.44	-441.08	SALE
UGI CORP NEW / 902681105 08/26/13	6.0000	10/24/12	241.97	193.19	48.78	SALE
UNILEVER PLC SPONS ADR / 904767704 03/26/13	2.0000	10/24/12	83.52	72.16	11.36	SALE
07/31/13	36.0000	10/24/12	1,466.47	1,298.81	167.66	SALE
UNITEDHEALTH GROUP / 91324P102 INC						
01/02/13	4.0000	02/17/12	219.88	218.60	1.28	SALE
01/28/13	1.0000	02/21/12	56.29	55.21	1.08	SALE
05/20/13	12.0000	10/24/12	751.10	671.21	79.89	SALE
08/26/13	1.0000	10/24/12	72.56	55.94	16.62	SALE
						TOTAL 2 LOTS



2013 SUMMARY AMENDMENT

Page 51 of 119
Amended Date: 5/09/14

Your Financial Advisor :
CHARLES FAIG / TRINA MITSCH
THOMAS CANNIZZO
OFFICE CENTER AT SHORT HILLS
51 JFK PARKWAY
4TH FLOOR
SHORT HILLS NJ 07078
(973) 467-4000

THE ROBERT MCELDOWNEY JR
FAMILY FOUNDATION
124 EASTBURY
WILLIAMSBURG VA 23188-8908

Account Number: 4005-3934

Year-End Account Summary

This information is NOT provided to the Internal Revenue Service, but is being provided to you for courtesy purposes.
Please consult with your Financial Advisor or Tax Advisor regarding specific questions.

SHORT TERM GAINS OR LOSSES (Box 1c) FOR COVERED SECURITIES (Box 6) Proceeds from Broker and Barter Exchange Transactions for 2013

continued

8-Description / CUSIP 1a-Date of Sale or Exchange	1e-Quantity Sold	1b-Date of Acquisition	2a-Sales Price*	3-Cost or Other Basis	Supplemental Information	
					Gain or Loss Amount	Additional Information
10/17/13	4,0000	10/24/12	285.00	223.74	61.26	SALE
10/21/13	14 0000	10/24/12	952.71	783.07	169.64	SALE
	9.0000	10/24/12	620.72	503.40	117.32	
	2.0000	12/26/12	137.94	108.66	29.28	
10/22/13	11 0000	Various	758.66	612.06	146.60	SALE
TOTAL 2 LOTS						
VALE SA 11/18/13	1.0000	08/26/13	15.90	15.26	0.64	SALE
VALEO SPONSORED ADR / 919134304 03/26/13	2.0000	10/25/12	55.34	44.39	10.95	SALE
06/17/13	13 0000	10/25/12	445.69	288.49	157.20	SALE
VALIDUS HOLDINGS LTD / G9319H102						
	22.0000	10/24/12	825.98	806.25	19.73	
	1 0000	12/27/12	37.55	33.81	3.74	
03/22/13	23 0000	Various	863.53	840.06	23.47	SALE
TOTAL 2 LOTS						
VENTAS INC / 92276F100 08/26/13	1.0000	10/24/12	61.92	63.54	-1.62	SALE
VOLVO AKTIEBOLAGET ADR / 928856400						
	66 0000	03/15/13	982.10	1,040.20	-58.10	
	1 0000	03/26/13	14.89	14.64	0.25	
09/30/13	67 0000	Various	996.99	1,054.84	-57.85	SALE
TOTAL 2 LOTS						
WAL-MART STORES INC / 931142103 08/26/13	1 0000	10/24/12	73.32	74.83	-1.51	SALE
09/17/13	11 0000	10/24/12	826.23	823.08	3.15	SALE

2013 SUMMARY AMENDMENT

Page 52 of 119

Amended Date: 5/09/14

Your Financial Advisor :
 CHARLES FAIG / TRINA MITSCH
 THOMAS CANNIZZO
 OFFICE CENTER AT SHORT HILLS
 51 JFK PARKWAY
 4TH FLOOR
 SHORT HILLS NJ 07078
 (973) 467-4000

THE ROBERT MCELLOWNEY JR
 FAMILY FOUNDATION
 124 EASTBURY
 WILLIAMSBURG VA 23188-8908

Account Number: 4005-3934


Year-End Account Summary

This information is NOT provided to the Internal Revenue Service, but is being provided to you for courtesy purposes. Please consult with your Financial Advisor or Tax Advisor regarding specific questions.

SHORT TERM GAINS OR LOSSES (Box 1c) FOR COVERED SECURITIES (Box 6) Proceeds from Broker and Barter Exchange Transactions for 2013

continued

8-Description / CUSIP 1a-Date of Sale or Exchange	1e-Quantity Sold	1b-Date of Acquisition	2a-Sales Price*	3-Cost or Other Basis	Supplemental Information Gain or Loss Amount	Additional Information
WARNER CHILCOTT PLC / G94368100 CLASS A						
01/02/13	5.0000	10/24/12	62.35	60.10	2.25	SALE
05/16/13	15.0000	10/24/12	294.92	180.30	114.62	SALE
	86.0000	10/24/12	1,684.54	1,033.71	650.83	
	31.0000	11/28/12	607.22	351.85	255.37	
06/26/13	117.0000	Various	2,291.76	1,385.56	906.20	SALE
						TOTAL 2 LOTS
WELLPOINT INC / 94973V107						
08/26/13	7.0000	10/24/12	608.34	431.36	176.98	SALE
WESTERN DIGITAL CORP / 958102105						
01/02/13	1.0000	10/24/12	43.21	33.74	9.47	SALE
01/24/13	9.0000	10/24/12	432.11	303.63	128.48	SALE
06/28/13	6.0000	10/24/12	375.37	202.42	172.95	SALE
	3.0000	10/24/12	195.39	101.20	94.19	
	1.0000	12/27/12	65.14	42.16	22.98	
08/26/13	4.0000	Various	260.53	143.36	117.17	SALE
12/20/13	6.0000	05/23/13	497.97	373.37	124.60	SALE
						TOTAL 2 LOTS
WESTERN REFINING INC / 959319104						
08/26/13	3.0000	03/25/13	92.38	107.73	-15.35	SALE
	49.0000	03/25/13	1,884.21	1,759.49	124.72	
	1.0000	11/05/13	38.46	33.22	5.24	
12/06/13	50.0000	Various	1,922.67	1,792.71	129.96	SALE
						TOTAL 2 LOTS



2013 SUMMARY AMENDMENT

Amended Date: 5/09/14

Your Financial Advisor :
 CHARLES FAIG / TRINA MITSCH
 THOMAS CANNIZZO
 OFFICE CENTER AT SHORT HILLS
 51 JFK PARKWAY
 4TH FLOOR
 SHORT HILLS NJ 07078
 (973) 467-4000

THE ROBERT MCELDOWNEY JR
 FAMILY FOUNDATION
 124 EASTBURY
 WILLIAMSBURG VA 23188-8908

Account Number: 4005-3934

Year-End Account Summary

This information is NOT provided to the Internal Revenue Service, but is being provided to you for courtesy purposes. Please consult with your Financial Advisor or Tax Advisor regarding specific questions.

continued

SHORT TERM GAINS OR LOSSES (Box 1c) FOR COVERED SECURITIES (Box 6) Proceeds from Broker and Barter Exchange Transactions for 2013

8-Description / CUSIP	1a-Date of Sale or Exchange	1e-Quantity Sold	1b-Date of Acquisition	2a-Sales Price*	3-Cost or Other Basis	Supplemental Information	
						Gain or Loss Amount	Additional Information
WHIRLPOOL CORP / 963320106	08/26/13	1.0000	06/14/13	134.08	129.83	4.25	SALE
WOLSELEY PLC JERSEY / 977868207 SPONSORED ADR NEW	08/26/13	4.0000	10/25/12	21.24	18.68	2.56	SALE
WOLSELEY PLC JERSEY / 977868306 SPONSORED ADR 2013	12/03/13	0.3548	12/03/13	1.80	0.01	1.79	CASH IN LIEU
WORKDAY INC / 98138H101 CLASS A	08/26/13	2.0000	11/30/12	151.04	100.95	50.09	SALE
WYNDHAM WORLDWIDE CORP / 98310W108	01/02/13	1.0000	10/24/12	55.03	52.32	2.71	SALE
	01/14/13	32.0000	10/24/12	1,791.39	1,674.21	117.18	SALE
XEROX CORP / 984121103	10/17/13	31.0000	09/03/13	333.55	316.04	17.51	SALE
		109.0000	09/03/13	1,236.43	1,111.23	125.20	
		8.0000	11/05/13	90.75	81.65	9.10	
		117.0000	Various	1,327.18	1,192.88	134.30	SALE
							TOTAL 2 LOTS
XILINX INC / 983919101	08/26/13	2.0000	06/03/13	89.03	80.54	8.49	SALE
	09/11/13	25.0000	06/03/13	1,169.62	1,006.73	162.89	SALE

2013 SUMMARY AMENDMENT

Page 54 of 119

Amended Date: 5/09/14

Your Financial Advisor :

CHARLES FAIG / TRINA MITSCH
 THOMAS CANNIZZO
 OFFICE CENTER AT SHORT HILLS
 51 JFK PARKWAY
 4TH FLOOR
 SHORT HILLS NJ 07078
 (973) 467-4000

THE ROBERT MCELLOWNEY JR
 FAMILY FOUNDATION
 124 EASTBURY
 WILLIAMSBURG VA 23188-8908

Account Number: 4005-3934

Year-End Account Summary

This information is NOT provided to the Internal Revenue Service, but is being provided to you for courtesy purposes. Please consult with your Financial Advisor or Tax Advisor regarding specific questions.

SHORT TERM GAINS OR LOSSES (Box 1c) FOR COVERED SECURITIES (Box 6)

Proceeds from Broker and Barter Exchange Transactions for 2013

continued

8-Description / CUSIP 1a-Date of Sale or Exchange	1e-Quantity Sold	1b-Date of Acquisition	2a-Sales Price*	3-Cost or Other Basis	Supplemental Information Gain or Loss Amount	Additional Information
YAHOO JAPAN CORPORATION / 98433V102						
ADR						
03/26/13	3.0000	10/25/12	43.71	34.91	8.80	SALE
08/26/13	3.0000	10/25/12	51.81	34.91	16.90	SALE
10/08/13	0.6670	10/08/13	7.00	0.01	6.99	CASH IN LIEU
YOUKU TUDOU INC / 98742U100						
SPONSORED ADR						
03/11/13	1.0000	10/05/12	17.66	19.89	-2.23	SALE
YUM BRANDS INC / 988498101						
	7.0000	04/16/12	471.59	502.92	-31.33	
	1.0000	04/17/12	67.37	72.98	-5.61	
	8.0000	Various	538.96	575.90	-36.94	SALE
	3.0000	04/17/12	202.25	218.92	-16.67	
	3.0000	04/17/12	202.26	220.52	-18.26	
	6.0000	04/17/12	404.51	439.44	-34.93	SALE
	4.0000	04/19/12	261.67	289.75	-28.08	SALE
	4.0000	04/19/12	260.13	289.74	-29.61	
	3.0000	04/23/12	195.11	218.97	-23.86	
	7.0000	Various	455.24	508.71	-53.47	SALE
	3.0000	04/23/12	195.13	218.97	-23.84	
	3.0000	08/02/12	195.15	193.45	1.70	
	6.0000	Various	390.28	412.42	-22.14	SALE
	2.0000	08/02/12	129.49	128.96	0.53	
	4.0000	08/09/12	258.99	266.24	-7.25	
	2.0000	08/14/12	129.49	132.28	-2.79	
						TOTAL 2 LOTS
						TOTAL 2 LOTS
						TOTAL 2 LOTS
						TOTAL 2 LOTS



2013 SUMMARY AMENDMENT

Page 55 of 119
Amended Date: 5/09/14

Your Financial Advisor :
CHARLES FAIG / TRINA MITSCH
THOMAS CANNIZZO
OFFICE CENTER AT SHORT HILLS
51 JFK PARKWAY
4TH FLOOR
SHORT HILLS NJ 07078
(973) 467-4000

THE ROBERT MCELDOWNEY JR
FAMILY FOUNDATION
124 EASTBURY
WILLIAMSBURG VA 23188-8908

Account Number: 4005-3934

Year-End Account Summary

This information is NOT provided to the Internal Revenue Service, but is being provided to you for courtesy purposes. Please consult with your Financial Advisor or Tax Advisor regarding specific questions.

continued

SHORT TERM GAINS OR LOSSES (Box 1c) FOR COVERED SECURITIES (Box 6) Proceeds from Broker and Barter Exchange Transactions for 2013

8-Description / CUSIP 1a-Date of Sale or Exchange	1e-Quantity Sold	1b-Date of Acquisition	2a-Sales Price*	3-Cost or Other Basis	Supplemental Information	
					Gain or Loss Amount	Additional Information
	7,0000	08/15/12	453.24	463.19	-9.95	
	1,0000	10/05/12	64.75	66.26	-1.51	
	1,0000	12/26/12	64.75	64.77	-0.02	
04/22/13	17 0000	Various	1,100.71	1,121.70	-20.99	SALE
TOTAL SHORT TERM GAINS OR LOSSES FOR COVERED SECURITIES					23,936.50	

SHORT TERM GAINS OR LOSSES (Box 1c) FOR NONCOVERED SECURITIES (Box 6) Proceeds from Broker and Barter Exchange Transactions for 2013

8-Description / CUSIP 1a-Date of Sale or Exchange	1e-Quantity Sold	1b-Date of Acquisition	2a-Sales Price*	3-Cost or Other Basis	Supplemental Information	
					Gain or Loss Amount	Additional Information
BURLINGTN NORTH SANTA F / 12189LAM3 SR UNSECURED CALLABLE CPN 3.000% DUE 03/15/23 11/04/13	2,000,0000	05/06/13	1,886.60	2,042.26	-155.66	SALE
BURLINGTN NORTH SANTA F / 12189LAL5 DEBENTURES CALLABLE CPN 3.050% DUE 09/01/22 05/06/13	1,000 0000	08/17/12	1,028.77	1,002.71	26.06	SALE
CAPITAL ONE FINANCIAL CO / 14040HAY1 SENIOR NOTES CPN 4.750% DUE 07/15/21 DTD 07/19/11 FC 01/15/12 11/04/13	1,000 0000	04/10/13	1,075.27	1,142.56	-67.29	SALE

2013 SUMMARY AMENDMENT

Page 56 of 119

Amended Date: 5/09/14

Your Financial Advisor :
 CHARLES FAIG / TRINA MITSCH
 THOMAS CANNIZZO
 OFFICE CENTER AT SHORT HILLS
 51 JFK PARKWAY
 4TH FLOOR
 SHORT HILLS NJ 07078
 (973) 467-4000

THE ROBERT MCELLOWNEY JR
 FAMILY FOUNDATION
 124 EASTBURY
 WILLIAMSBURG VA 23188-8908

Account Number: 4005-3934


Year-End Account Summary

This information is NOT provided to the Internal Revenue Service, but is being provided to you for courtesy purposes.
 Please consult with your Financial Advisor or Tax Advisor regarding specific questions.

continued

SHORT TERM GAINS OR LOSSES (Box 1c) FOR NONCOVERED SECURITIES (Box 6) Proceeds from Broker and Barter Exchange Transactions for 2013

8-Description / CUSIP	1a-Quantity Sold	1b-Date of Acquisition	2a-Sales Price*	3-Cost or Other Basis	Supplemental Information Gain or Loss Amount	Additional Information
CITIGROUP INC / 172967GL9 UNSECURED CPN 3 375% DUE 03/01/23 DTD 02/20/13 FC 09/01/13 11/04/13	1,000 0000	05/02/13	966 04	1,041.68	-75.64	SALE
DIRECTV HOLDINGS/FING / 25459HBF1 COMPANY GTD CPN 3 800% DUE 03/15/22 DTD 03/08/12 FC 09/15/12	1,000 0000 1,000 0000 2,000 0000	04/24/13 05/01/13 Various	958 99 958 99 1,917 98	1,052 67 1,056 45 2,109.12	-93 68 -97.46 -191.14	SALE
DOW CHEMICAL CO/THE / 260543CH4 SR UNSECURED CALLABLE CPN 3 000% DUE 11/15/22	1,000 0000 1,000 0000 2,000 0000	12/12/12 04/19/13 Various	937 18 937 18 1,874.36	1,002 59 999 58 2,002 17	-65 41 -62.40 -127 81	SALE
FEDERAL HOME LN MTG CORP / 3137EACT4 NOTES CPN 2 500% DUE 05/27/16 DTD 04/08/11 FC 11/27/11 11/04/13	2,000.0000	09/16/13	2,099 96	2,095.54	4.42	SALE
						TOTAL 2 LOTS



2013 SUMMARY AMENDMENT

Page 57 of 119

Amended Date: 5/09/14

THE ROBERT MCELDOWNEY JR
FAMILY FOUNDATION
124 EASTBURY
WILLIAMSBURG VA 23188-8908

Your Financial Advisor :
CHARLES FAIG / TRINA MITSCH
THOMAS CANNIZZO
OFFICE CENTER AT SHORT HILLS
51 JFK PARKWAY
4TH FLOOR
SHORT HILLS NJ 07078
(973) 467-4000

Account Number: 4005-3934

Year-End Account Summary

This information is NOT provided to the Internal Revenue Service, but is being provided to you for courtesy purposes. Please consult with your Financial Advisor or Tax Advisor regarding specific questions.

SHORT TERM GAINS OR LOSSES (Box 1c) FOR NONCOVERED SECURITIES (Box 6)
Proceeds from Broker and Barter Exchange Transactions for 2013 continued

8-Description / CUSIP	1a-Date of Sale or Exchange	1e-Quantity Sold	1b-Date of Acquisition	2a-Sales Price*	3-Cost or Other Basis	Supplemental Information Gain or Loss Amount	Additional Information
FORD MOTOR CO / 345370CQ1 SR UNSECURED CPN 4.750% DUE 01/15/43 DTD 01/08/13 FC 07/15/13 11/04/13		1,000 0000	02/07/13	924 27	942 57	-18.30	SALE
GENERAL ELEC CAP CORP / 36962G6S8 MEDIUM TERM NOTES CPN 3 100% DUE 01/09/23 DTD 01/08/13 FC 07/09/13 11/04/13		2,000 0000	05/28/13	1,924 22	1,971.32	-47 10	SALE
JPMORGAN CHASE & CO / 46625HJJ0 SUBORDINATED CPN 3 375% DUE 05/01/23 DTD 05/01/13 FC 11/01/13 11/04/13		2,000 0000	05/03/13	1,867 38	2,000.32	-132 94	SALE
MORGAN STANLEY / 61746BDJ2 SR UNSECURED CPN 3 750% DUE 02/25/23 DTD 02/25/13 FC 08/25/13 11/04/13		1,000 0000	02/21/13	983 67	1,000 25	-16 58	SALE
REXAM PLC SPON ADR / 761655505 COM NO PAR 01/29/13		0 2000	01/29/13	7.02	0 01	7 01	CASH IN LIEU

2013 SUMMARY AMENDMENT

Page 58 of 119
Amended Date: 5/09/14

Your Financial Advisor :
CHARLES FAIG / TRINA MITSCH
THOMAS CANNIZZO
OFFICE CENTER AT SHORT HILLS
51 JFK PARKWAY
4TH FLOOR
SHORT HILLS NJ 07078
(973) 467-4000

THE ROBERT MCELDOWNEY JR
FAMILY FOUNDATION
124 EASTBURY
WILLIAMSBURG VA 23188-8908

Account Number: 4005-3934


Year-End Account Summary

This information is NOT provided to the Internal Revenue Service, but is being provided to you for courtesy purposes.
Please consult with your Financial Advisor or Tax Advisor regarding specific questions.

continued

SHORT TERM GAINS OR LOSSES (Box 1c) FOR NONCOVERED SECURITIES (Box 6) Proceeds from Broker and Barter Exchange Transactions for 2013

8-Description / CUSIP	1a-Quantity Sold	1b-Date of Acquisition	2a-Sales Price*	3-Cost or Other Basis	Gain or Loss Amount	Supplemental Information Additional Information
X SEMpra ENERGY / 816851AT6 SR UNSECURED CALLABLE CPN 2 875% DUE 10/01/22 X 11/04/13	1,000.0000	09/17/13	933.13	911.54	21.59	SALE
US BANCORP / 91159JAA4 SUBORDINATED MEDIUM TERM NOTES CPN 2 950% DUE 07/15/22	1,000.0000 1,000.0000 2,000.0000	08/06/13 08/07/13 Various	949.54 949.54 1,899.08	949.24 950.81 1,900.05	0.30 -1.27 -0.97	Original Basis 948.06 Original Basis 949.71 SALE
11/04/13						TOTAL 2 LOTS
US TREASURY / WI / 912828UF5 NOTES CPN 1 125% DUE 12/31/19 DTD 12/31/12 FC 06/30/13	10,000.0000 1,000.0000 1,000.0000 12,000.0000	02/20/13 09/20/13 09/30/13 Various	9,630.85 963.09 963.09 11,557.03	9,842.97 952.27 958.84 11,754.08	-212.12 10.82 4.25 -197.05	Original Basis 951.52 Original Basis 958.32 SALE
11/04/13						TOTAL 3 LOTS
US TREASURY / 912810CY7 BONDS CPN 2 750% DUE 11/15/42 DTD 11/15/12 FC 05/15/13	2,000.0000 1,000.0000 3,000.0000	12/21/12 02/11/13 Various	1,659.30 829.65 2,488.95	1,931.09 921.56 2,852.65	-271.79 -91.91 -363.70	SALE
11/04/13						TOTAL 2 LOTS



2013 SUMMARY AMENDMENT

Page 59 of 119
Amended Date: 5/09/14

Your Financial Advisor :
CHARLES FAIG / TRINA MITSCH
THOMAS CANNIZZO
OFFICE CENTER AT SHORT HILLS
51 JFK PARKWAY
4TH FLOOR
SHORT HILLS NJ 07078
(973) 467-4000

THE ROBERT MCELDOWNEY JR
FAMILY FOUNDATION
124 EASTBURY
WILLIAMSBURG VA 23188-8908

Account Number: 4005-3934

Year-End Account Summary

This information is NOT provided to the Internal Revenue Service, but is being provided to you for courtesy purposes. Please consult with your Financial Advisor or Tax Advisor regarding specific questions.

SHORT TERM GAINS OR LOSSES (Box 1c) FOR NONCOVERED SECURITIES (Box 6) Proceeds from Broker and Barter Exchange Transactions for 2013

continued

8-Description / CUSIP 1a-Date of Sale or Exchange	1e-Quantity Sold	1b-Date of Acquisition	2a-Sales Price*	3--Cost or Other Basis	Supplemental Information Gain or Loss Amount	Additional Information
US TREASURY / 912828TW0 NOTES CPN 0 750% DUE 10/31/17 DTD 10/31/12 FC 04/30/13	7,000 0000 1,000 0000 2,000 0000 10,000 0000	11/07/12 12/27/12 09/16/13 Various	6,930 00 990 00 1,980.00 9,900 00	7,031 99 1,002 89 1,957 58 9,992 46	-101 99 -12 89 22 42 -92 46	Original Basis 1956 25 SALE
					TOTAL 3 LOTS	
US TREASURY / 912828SX9 NOTES CPN 1 125% DUE 05/31/19 DTD 05/31/12 FC 11/30/12	8,000 0000 2,000 0000 10,000 0000	06/05/12 07/19/12 Various	7,956 56 1,989 14 9,945.70	8,042 19 2,023 13 10,065.32	-85 63 -33 99 -119.62	SALE
					TOTAL 2 LOTS	
US TREASURY WI / 912828RC6 NOTES CPN 2 125% DUE 08/15/21 DTD 08/15/11 FC 02/15/12 11/04/13	8,000 0000	09/30/13	7,959 70	7,933 44	26 26	SALE
US TREASURY / 912828QS2 NOTES CPN 0 750% DUE 06/15/14 DTD 06/15/11 FC 12/15/11	2,000 0000 9,000 0000 11,000 0000	05/30/13 06/25/13 Various	2,007 73 9,034 81 11,042 54	2,012 34 9,049.92 11,062 26	-4.61 -15 11 -19 72	SALE
					TOTAL 2 LOTS	

2013 SUMMARY AMENDMENT

Page 60 of 119

Amended Date: 5/09/14

Your Financial Advisor :

CHARLES FAIG / TRINA MITSCH
 THOMAS CANNIZZO
 OFFICE CENTER AT SHORT HILLS
 51 JFK PARKWAY
 4TH FLOOR
 SHORT HILLS NJ 07078
 (973) 467-4000

THE ROBERT MCELDOWNNEY JR
 FAMILY FOUNDATION
 124 EASTBURY
 WILLIAMSBURG VA 23188-8908

Account Number: 4005-3934


Year-End Account Summary

This information is NOT provided to the Internal Revenue Service, but is being provided to you for courtesy purposes.
 Please consult with your Financial Advisor or Tax Advisor regarding specific questions.

continued

SHORT TERM GAINS OR LOSSES (Box 1c) FOR NONCOVERED SECURITIES (Box 6) Proceeds from Broker and Barter Exchange Transactions for 2013

8-Description / CUSIP 1a-Date of Sale or Exchange	1e-Quantity Sold	1b-Date of Acquisition	2a-Sales Price*	3-Cost or Other Basis	Supplemental Information	
					Gain or Loss Amount	Additional Information
US TREASURY / 912828PL8 NOTES CPN 0 750% DUE 12/15/13 DTD 12/15/10 FC 06/15/11	9,000 0000 1,000 0000 10,000 0000	02/05/13 02/26/13 Various	9,027.07 1,003.01 10,030 08	9,045 00 1,004.65 10,049 65	-17 93 -1.64 -19 57	SALE SALE
TOTAL 2 LOTS						
US TREASURY / 912828NH9 NOTES CPN 1 125% DUE 06/15/13 DTD 06/15/10 FC 12/15/10	2,000 0000 6,000 0000 3,000 0000 11,000 0000	09/27/12 10/31/12 12/20/12 Various	2,007.34 6,022 03 3,011 02 11,040 39	2,013.59 6,034 92 3,014 77 11,063 28	-6 25 -12.89 -3 75 -22.89	SALE SALE
TOTAL 3 LOTS						
VERIZON COMMUNICATIONS / 92343VBJ2 SR UNSECURED CALLABLE CPN 2 450% DUE 11/01/22	2,000 0000 1,000 0000 3,000 0000	04/22/13 09/04/13 Various	1,794 70 897 35 2,692.05	1,954 48 867.32 2,821.80	-159.78 30.03 -129.75	Original Basis 1952 18 Original Basis 866 76 SALE
TOTAL 2 LOTS						



2013 SUMMARY AMENDMENT

Page 61 of 119
Amended Date: 5/09/14

Your Financial Advisor:
CHARLES FAIG / TRINA MITTSCH
THOMAS CANNIZZO
OFFICE CENTER AT SHORT HILLS
51 JFK PARKWAY
4TH FLOOR
SHORT HILLS NJ 07078
(973) 467-4000

THE ROBERT MCELDOWNEY JR
FAMILY FOUNDATION
124 EASTBURY
WILLIAMSBURG VA 23188-8908

Account Number: 4005-3934

Year-End Account Summary

This information is NOT provided to the Internal Revenue Service, but is being provided to you for courtesy purposes. Please consult with your Financial Advisor or Tax Advisor regarding specific questions.

continued

SHORT TERM GAINS OR LOSSES (Box 1c) FOR NONCOVERED SECURITIES (Box 6) Proceeds from Broker and Barter Exchange Transactions for 2013

8-Description / CUSIP 1a-Date of Sale or Exchange	1e-Quantity Sold	1b-Date of Acquisition	2a-Sales Price*	3-Cost or Other Basis	Supplemental Information Gain or Loss Amount	Additional Information
WASTE MANAGEMENT INC / 94106LAX7 COMPANY GTD CPN 2 600% DUE 09/01/16 DTD 08/29/11 FC 03/01/12 04/10/13	1,000 0000	05/30/12	1,047 39	1,037.50	9.89	SALE

**TOTAL SHORT TERM GAINS OR LOSSES FOR
NONCOVERED SECURITIES**

97,091.58 98,794.54 -1,702.96

LONG TERM GAINS OR LOSSES (Box 1c) FOR COVERED SECURITIES (Box 6) Proceeds from Broker and Barter Exchange Transactions for 2013

8-Description / CUSIP 1a-Date of Sale or Exchange	1e-Quantity Sold	1b-Date of Acquisition	2a-Sales Price*	3-Cost or Other Basis	Supplemental Information Gain or Loss Amount	Additional Information
ALEXION PHARMACEUTICALS / 015351109 INC 01/28/13	1.0000	02/23/11	94 47	46 23	48 24	SALE
02/12/13	1.0000	02/23/11	90 19	46 22	43 97	SALE
02/13/13	2.0000	02/23/11	181 48	92 44	89 04	SALE
07/15/13	1 0000	02/23/11	108 78	46 22	62 56	SALE
	1 0000	02/23/11	108 40	46 22	62 18	
	3 0000	02/23/11	325 20	138 92	186 28	
08/26/13	4.0000	02/23/11	433 60	185 14	248 46	SALE
						TOTAL 2 LOTS

ALLERGAN INC / 018490102

05/28/13

4.0000

396.80

298.03

98.77

SALE

08/26/13

1 0000

89 66

74 50

15 16

SALE

2013 SUMMARY AMENDMENT

Page 62 of 119

Amended Date: 5/09/14

Your Financial Advisor :
 CHARLES FAIG / TRINA MITSCH
 THOMAS CANNIZZO
 OFFICE CENTER AT SHORT HILLS
 51 JFK PARKWAY
 4TH FLOOR
 SHORT HILLS NJ 07078
 (973) 467-4000

THE ROBERT MCELDOWNEY JR
 FAMILY FOUNDATION
 124 EASTBURY
 WILLIAMSBURG VA 23188-8908

Account Number: 4005-3934


Year-End Account Summary

**This information is NOT provided to the Internal Revenue Service, but is being provided to you for courtesy purposes.
 Please consult with your Financial Advisor or Tax Advisor regarding specific questions.**

LONG TERM GAINS OR LOSSES (Box 1c) FOR COVERED SECURITIES (Box 6) Proceeds from Broker and Barter Exchange Transactions for 2013

continued

8-Description / CUSIP 1a-Date of Sale or Exchange	1e-Quantity Sold	1b-Date of Acquisition	2a-Sales Price*	3-Cost or Other Basis	Supplemental Information	
					Gain or Loss Amount	Additional Information
AMERICAN TOWER CORP / 03027X100 REIT						
01/04/13	2.0000	03/02/11	153.97	104.34	49.63	SALE
	1.0000	03/01/11	76.88	52.96	23.92	
	1.0000	03/02/11	76.88	52.17	24.71	
01/04/13	2.0000	Various	153.76	105.13	48.63	SALE
01/08/13	3.0000	03/02/11	231.07	156.51	74.56	SALE
01/10/13	2.0000	03/02/11	156.81	104.33	52.48	SALE
	3.0000	03/08/11	221.18	155.30	65.88	
	1.0000	03/08/11	73.73	52.27	21.46	
02/14/13	4.0000	03/08/11	294.91	207.57	87.34	SALE
08/26/13	1.0000	03/08/11	69.99	52.27	17.72	SALE
TOTAL 2 LOTS						
TOTAL 2 LOTS						
ANADARKO PETROLEUM CORP / 032511107						
	2.0000	05/24/11	166.01	152.07	13.94	
	4.0000	05/24/11	332.04	303.83	28.21	
	2.0000	05/24/11	166.02	151.49	14.53	
03/19/13	8.0000	05/24/11	664.07	607.39	56.68	SALE
08/26/13	1.0000	05/24/11	91.55	75.74	15.81	SALE
	1.0000	05/24/11	94.04	75.74	18.30	
	10.0000	07/27/11	940.45	834.30	106.15	
	11.0000	Various	1,034.49	910.04	124.45	SALE
10/01/13	2.0000	07/27/11	186.81	166.85	19.96	
	5.0000	12/23/11	467.02	379.32	87.70	
10/01/13	7.0000	Various	653.83	546.17	107.66	SALE
TOTAL 2 LOTS						



2013 SUMMARY AMENDMENT

Page 63 of 119

Amended Date: 5/09/14

Your Financial Advisor :
 CHARLES FAIG / TRINA MITSCH
 THOMAS CANNIZZO
 OFFICE CENTER AT SHORT HILLS
 51 JFK PARKWAY
 4TH FLOOR
 SHORT HILLS NJ 07078
 (973) 467-4000

THE ROBERT MCELDOWNEY JR
 FAMILY FOUNDATION
 124 EASTBURY
 WILLIAMSBURG VA 23188-8908

Account Number: 4005-3934

Year-End Account Summary

This information is NOT provided to the Internal Revenue Service, but is being provided to you for courtesy purposes.
 Please consult with your Financial Advisor or Tax Advisor regarding specific questions.

LONG TERM GAINS OR LOSSES (Box 1c) FOR COVERED SECURITIES (Box 6) Proceeds from Broker and Barter Exchange Transactions for 2013

8-Description / CUSIP 1a-Date of Sale or Exchange	1e-Quantity Sold	1b-Date of Acquisition	2a-Sales Price*	3-Cost or Other Basis	Supplemental Information		
					Gain or Loss Amount	Additional Information	
APPLE INC / 037833100 08/26/13	1 0000	08/04/11	508.99	385.12	123.87	SALE	
	1.0000	11/14/11	499.99	381.61	118.38		
	1 0000	01/09/12	499.99	426.83	73.16		
09/04/13	2 0000	Various	999.98	808.44	191.54	SALE	TOTAL 2 LOTS
12/19/13	2.0000	10/05/12	1,088.81	1,318.90	-230.09	SALE	
12/19/13	2.0000	01/09/12	1,089.76	853.65	236.11	SALE	
ARM HOLDINGS PLC / 042068106 SPONSORED ADR 01/08/13	1.0000	04/14/11	39.21	29.00	10.21	SALE	
	2.0000	04/14/11	83.33	58.00	25.33		
	3.0000	04/18/11	125.00	83.94	41.06		
08/26/13	5 0000	Various	208.33	141.94	66.39	SALE	TOTAL 2 LOTS
	7 0000	04/18/11	325.88	195.83	130.05		
	3 0000	04/18/11	139.67	85.79	53.88		
10/24/13	10.0000	04/18/11	465.55	281.62	183.93	SALE	TOTAL 2 LOTS
	2 0000	04/28/11	93.42	62.55	30.87		
	3 0000	04/29/11	140.13	94.27	45.86		
	3.0000	08/03/11	140.13	81.71	58.42		
10/28/13	8 0000	Various	373.68	238.53	135.15	SALE	TOTAL 3 LOTS
	7 0000	08/03/11	333.12	190.64	142.48		
	5.0000	08/03/11	237.95	138.78	99.17		
10/29/13	12 0000	08/03/11	571.07	329.42	241.65	SALE	TOTAL 2 LOTS
	4 0000	08/03/11	183.37	111.02	72.35		
	2 0000	09/17/12	91.69	57.00	34.69		

2013 SUMMARY AMENDMENT

Page 64 of 119

Amended Date: 5/09/14

Your Financial Advisor :

CHARLES FAIG / TRINA MITSCH
 THOMAS CANNIZZO
 OFFICE CENTER AT SHORT HILLS
 51 JFK PARKWAY
 4TH FLOOR
 SHORT HILLS NJ 07078
 (973) 467-4000

THE ROBERT MCELDOWNEY JR
 FAMILY FOUNDATION
 124 EASTBURY
 WILLIAMSBURG VA 23188-8908

Account Number: 4005-3934

Year-End Account Summary

This information is NOT provided to the Internal Revenue Service, but is being provided to you for courtesy purposes. Please consult with your Financial Advisor or Tax Advisor regarding specific questions.

continued

LONG TERM GAINS OR LOSSES (Box 1c) FOR COVERED SECURITIES (Box 6) Proceeds from Broker and Barter Exchange Transactions for 2013

8-Description / CUSIP 1a-Date of Sale or Exchange	1e-Quantity Sold	1b-Date of Acquisition	2a-Sales Price*	3-Cost or Other Basis	Supplemental Information		TOTAL 2 LOTS
					Gain or Loss Amount	Additional Information	
11/08/13	6.0000	Various	275.06	168.02	107.04	SALE	TOTAL 2 LOTS
11/12/13	4.0000	09/17/12	178.57	113.98	64.59	SALE	
	5.0000	09/17/12	222.83	141.78	81.05		
	1.0000	10/05/12	44.57	29.04	15.53		
11/13/13	6.0000	Various	267.40	170.82	96.58	SALE	TOTAL 2 LOTS
ATLANTIA S P A-UNSPN ADR / 048173108							
11/05/13	7.0000	10/25/12	75.15	57.19	17.96	SALE	
AVAGO TECHNOLOGIES LTD / Y0486S104							
01/28/13	2.0000	05/27/11	68.66	69.68	-1.02	SALE	
	5.0000	05/27/11	172.10	174.19	-2.09		
	5.0000	05/31/11	172.11	168.34	3.77		
05/28/13	10.0000	Various	344.21	342.53	1.68	SALE	TOTAL 2 LOTS
	6.0000	05/31/11	206.71	201.99	4.72		
	4.0000	08/04/11	137.82	125.84	11.98		
05/29/13	10.0000	Various	344.53	327.83	16.70	SALE	TOTAL 2 LOTS
08/09/13	8.0000	03/12/12	295.62	290.01	5.61	SALE	
08/26/13	1.0000	03/12/12	37.43	36.25	1.18	SALE	
	3.0000	03/12/12	115.90	108.75	7.15		
	5.0000	03/14/12	193.17	188.46	4.71		
08/29/13	8.0000	Various	309.07	297.21	11.86	SALE	TOTAL 2 LOTS
	5.0000	03/14/12	196.87	187.53	9.34		
	1.0000	06/21/12	39.38	35.00	4.38		
09/10/13	6.0000	Various	236.25	222.53	13.72	SALE	TOTAL 2 LOTS
09/17/13	3.0000	06/21/12	119.61	105.00	14.61	SALE	



2013 SUMMARY AMENDMENT

Amended Date: 5/09/14

Your Financial Advisor :
 CHARLES FAIG / TRINA MITSCH
 THOMAS CANNIZZO
 OFFICE CENTER AT SHORT HILLS
 51 JFK PARKWAY
 4TH FLOOR
 SHORT HILLS NJ 07078
 (973) 467-4000

THE ROBERT MCELDOWNEY JR
 FAMILY FOUNDATION
 124 EASTBURY
 WILLIAMSBURG VA 23188-8908

Account Number: 4005-3934

Year-End Account Summary

This information is NOT provided to the Internal Revenue Service, but is being provided to you for courtesy purposes.
 Please consult with your Financial Advisor or Tax Advisor regarding specific questions.

**LONG TERM GAINS OR LOSSES (Box 1c) FOR COVERED SECURITIES (Box 6)
 Proceeds from Broker and Barter Exchange Transactions for 2013**

continued

8-Description / CUSIP 1a-Date of Sale or Exchange	1e-Quantity Sold	1b-Date of Acquisition	2a-Sales Price*	3-Cost or Other Basis	Supplemental Information	
					Gain or Loss Amount	Additional Information
BAIDU INC ADR / 056752108	5,0000	01/31/11	551.51	534.22	17.29	
	2,0000	02/25/11	220.60	242.99	-22.39	
	2,0000	02/25/11	220.60	240.84	-20.24	
	1,0000	08/04/11	110.30	146.33	-36.03	
	5,0000	08/30/11	551.53	733.55	-182.02	
01/28/13	15,0000	Various	1,654.54	1,897.93	-243.39	SALE
03/15/13	3,0000	08/30/11	255.31	440.13	-184.82	SALE
03/18/13	4,0000	08/30/11	341.60	586.84	-245.24	SALE
	1,0000	08/30/11	83.99	146.71	-62.72	
	5,0000	12/15/11	419.99	560.17	-140.18	
03/19/13	6,0000	Various	503.98	706.88	-202.90	SALE
03/20/13	4,0000	12/16/11	344.27	451.59	-107.32	SALE
TOTAL 5 LOTS						
BIOMEN IDEC INC / 09062X103	1,0000	05/14/12	213.02	136.90	76.12	SALE
08/26/13						
BRISTOL MYERS SQUIBB / 110122108	3,0000	10/04/11	127.51	94.65	32.86	SALE
CO						
BRITISH AMERN TOB PLC / 110448107	1,0000	10/24/12	109.80	101.08	8.72	SALE
SPON ADR						
11/05/13						
BURBERRY GROUP PLC / 12082W204	3,0000	05/27/11	125.42	129.00	-3.58	
SPONSORED ADR	3,0000	06/21/11	125.43	133.20	-7.77	
	1,0000	06/23/11	41.81	43.58	-1.77	
TOTAL 2 LOTS						

2013 SUMMARY AMENDMENT

Amended Date: 5/09/14

Your Financial Advisor :
 CHARLES FAIG / TRINA MITSCH
 THOMAS CANNIZZO
 OFFICE CENTER AT SHORT HILLS
 51 JFK PARKWAY
 4TH FLOOR
 SHORT HILLS NJ 07078
 (973) 467-4000

THE ROBERT MCELLOWNEY JR
 FAMILY FOUNDATION
 124 EASTBURY
 WILLIAMSBURG VA 23188-8908

Account Number: 4005-3934

Year-End Account Summary

This information is NOT provided to the Internal Revenue Service, but is being provided to you for courtesy purposes.
 Please consult with your Financial Advisor or Tax Advisor regarding specific questions.

continued

**LONG TERM GAINS OR LOSSES (Box 1c) FOR COVERED SECURITIES (Box 6)
 Proceeds from Broker and Barter Exchange Transactions for 2013**

8-Description / CUSIP 1a-Date of Sale or Exchange	1e-Quantity Sold	1b-Date of Acquisition	2a-Sales Price*	3-Cost or Other Basis	Supplemental Information		TOTAL LOTS
					Gain or Loss Amount	Additional Information	
01/02/13	7.0000	Various	292.66	305.78	-13.12	SALE	TOTAL 3 LOTS
01/08/13	1.0000	06/23/11	40.87	43.58	-2.71	SALE	
	3.0000	06/23/11	122.73	130.74	-8.01		
	1.0000	06/23/11	40.91	43.62	-2.71		TOTAL 2 LOTS
02/27/13	4.0000	06/23/11	163.64	174.36	-10.72	SALE	
	3.0000	06/23/11	126.99	130.86	-3.87		
	3.0000	12/19/11	127.00	107.94	19.06		
03/01/13	6.0000	Various	253.99	238.80	15.19	SALE	TOTAL 2 LOTS
	2.0000	12/19/11	84.20	71.96	12.24		
	3.0000	12/20/11	126.30	110.73	15.57		
03/06/13	5.0000	Various	210.50	182.69	27.81	SALE	TOTAL 2 LOTS
03/11/13	6.0000	12/20/11	255.23	221.46	33.77	SALE	
03/12/13	5.0000	12/21/11	212.15	184.09	28.06	SALE	
CHIPOTLE MEXICAN GRILL / 169656105							
CL A							
01/28/13	1.0000	03/07/11	310.90	254.14	56.76	SALE	
	1.0000	03/08/11	312.16	248.56	63.60		
	1.0000	04/21/11	312.16	273.25	38.91		
02/19/13	2.0000	Various	624.32	521.81	102.51	SALE	TOTAL 2 LOTS
11/19/13	1.0000	04/21/11	539.99	273.25	266.74	SALE	
CISCO SYSTEMS INC / 17275R102							
01/02/13	4.0000	09/08/11	80.52	64.79	15.73	SALE	
07/10/13	53.0000	09/08/11	1,345.65	858.35	487.30	SALE	
08/26/13	18.0000	09/08/11	430.98	291.52	139.46	SALE	



2013 SUMMARY AMENDMENT

Amended Date: 5/09/14

THE ROBERT MCELDFOWNEY JR
FAMILY FOUNDATION
124 EASTBURY
WILLIAMSBURG VA 23188-8908

Your Financial Advisor :
CHARLES FAIG / TRINA MITSCH
THOMAS CANNIZZO
OFFICE CENTER AT SHORT HILLS
51 JFK PARKWAY
4TH FLOOR
SHORT HILLS NJ 07078
(973) 467-4000

Account Number: 4005-3934

Year-End Account Summary

This information is NOT provided to the Internal Revenue Service, but is being provided to you for courtesy purposes. Please consult with your Financial Advisor or Tax Advisor regarding specific questions.

LONG TERM GAINS OR LOSSES (Box 1c) FOR COVERED SECURITIES (Box 6) Proceeds from Broker and Barter Exchange Transactions for 2013

continued

8-Description / CUSIP 1a-Date of Sale or Exchange	1e-Quantity Sold	1b-Date of Acquisition	2a-Sales Price*	3-Cost or Other Basis	Supplemental Information	
					Gain or Loss Amount	Additional Information
09/03/13	13.0000	09/08/11	307.32	210.53	96.79	
	56.0000	02/10/12	1,323.88	1,113.01	210.87	
	69.0000	Various	1,631.20	1,323.54	307.66	SALE
TOTAL 2 LOTS						
CITIGROUP INC NEW / 172967424						
01/02/13	4.0000	03/31/11	164.04	177.70	-13.66	SALE
08/26/13	14.0000	03/31/11	701.57	621.92	79.65	SALE
COACH INC / 189754104						
01/25/13	1.0000	08/04/11	50.75	58.01	-7.26	SALE
COLUMBIA FDS SER TR II / 19766G876						
11/04/13	318.0950	10/05/12	3,537.21	2,672.00	865.21	SALE
CONCHO RESOURCES INC / 20605P101						
05/07/13	3.0000	08/04/11	251.96	264.36	-12.40	
	3.0000	08/05/11	251.96	250.89	1.07	
	3.0000	08/05/11	251.97	248.66	3.31	
	1.0000	08/09/11	83.99	75.99	8.00	
	10.0000	Various	839.88	839.90	-0.02	SALE
	5.0000	08/09/11	417.88	379.95	37.93	
	2.0000	09/20/11	167.15	174.98	-7.83	
	7.0000	Various	585.03	554.93	30.10	SALE
TOTAL 4 LOTS						
CVS CAREMARK CORP / 126650100						
01/02/13	1.0000	03/28/11	49.24	33.76	15.48	SALE
08/26/13	4.0000	03/28/11	233.82	135.02	98.80	SALE
TOTAL 2 LOTS						

2013 SUMMARY AMENDMENT

Amended Date: 5/09/14

Your Financial Advisor :

CHARLES FAIG / TRINA MITSCH
 THOMAS CANNIZZO
 OFFICE CENTER AT SHORT HILLS
 51 JFK PARKWAY
 4TH FLOOR
 SHORT HILLS NJ 07078
 (973) 467-4000

THE ROBERT MCELLOWNEY JR
 FAMILY FOUNDATION
 124 EASTBURY
 WILLIAMSBURG VA 23188-8908

Account Number: 4005-3934


Year-End Account Summary

This information is NOT provided to the Internal Revenue Service, but is being provided to you for courtesy purposes. Please consult with your Financial Advisor or Tax Advisor regarding specific questions.

LONG TERM GAINS OR LOSSES (Box 1c) FOR COVERED SECURITIES (Box 6) Proceeds from Broker and Barter Exchange Transactions for 2013

continued

8-Description / CUSIP 1a-Date of Sale or Exchange	1e-Quantity Sold	1b-Date of Acquisition	2a-Sales Price*	3-Cost or Other Basis	Supplemental Information	
					Gain or Loss Amount	Additional Information
09/23/13	30.0000	03/28/11	1,745.65	1,012.62	733.03	SALE
DOMTAR CORP NEW / 257559203						
11/15/13	4.0000	10/24/12	342.76	309.10	33.66	SALE
DUNKIN' BRANDS GRP INC / 265504100						
01/28/13	1.0000	11/17/11	36.62	25.66	10.96	SALE
08/26/13	3.0000	11/17/11	130.29	76.97	53.32	SALE
	2.0000	11/17/11	97.00	51.31	45.69	
	7.0000	11/17/11	339.53	178.52	161.01	
	3.0000	11/22/11	145.52	75.42	70.10	
12/02/13	12.0000	Various	582.05	305.25	276.80	SALE
TOTAL 3 LOTS						
E M C CORP MASS / 268648102						
	7.0000	06/14/11	167.29	188.63	-21.34	
	5.0000	06/15/11	119.50	134.30	-14.80	
01/14/13	12.0000	Various	286.79	322.93	-36.14	SALE
01/28/13	1.0000	01/23/12	25.23	23.37	1.86	SALE
02/20/13	14.0000	01/23/12	330.82	327.10	3.72	SALE
02/20/13	19.0000	01/23/12	449.07	443.91	5.16	SALE
04/09/13	16.0000	01/23/12	368.31	373.82	-5.51	SALE
	22.0000	01/23/12	496.67	513.99	-17.32	
	5.0000	01/25/12	112.88	127.83	-14.95	
04/24/13	27.0000	Various	609.55	641.82	-32.27	SALE
08/26/13	5.0000	01/25/12	131.97	127.83	4.14	SALE
	12.0000	01/25/12	310.47	306.77	3.70	
	2.0000	01/25/12	51.75	50.89	0.86	
TOTAL 2 LOTS						
TOTAL 2 LOTS						



2013 SUMMARY AMENDMENT

Amended Date: 5/09/14

THE ROBERT MCELDFOWNEY JR
 FAMILY FOUNDATION
 124 EASTBURY
 WILLIAMSBURG VA 23188-8908

Your Financial Advisor :
 CHARLES FAIG / TRINA MITSCH
 THOMAS CANNIZZO
 OFFICE CENTER AT SHORT HILLS
 51 JFK PARKWAY
 4TH FLOOR
 SHORT HILLS NJ 07078
 (973) 467-4000

Account Number: 4005-3934

Year-End Account Summary

This information is NOT provided to the Internal Revenue Service, but is being provided to you for courtesy purposes. Please consult with your Financial Advisor or Tax Advisor regarding specific questions.

LONG TERM GAINS OR LOSSES (Box 1c) FOR COVERED SECURITIES (Box 6) Proceeds from Broker and Barter Exchange Transactions for 2013

continued

8-Description / CUSIP 1a-Date of Sale or Exchange	1e-Quantity Sold	1b-Date of Acquisition	2a-Sales Price*	3-Cost or Other Basis	Supplemental Information		
					Gain or Loss Amount	Additional Information	
09/24/13	14.0000	01/25/12	362.22	357.66	4.56	SALE	
	8.0000	01/25/12	197.87	203.56	-5.69		
	16.0000	05/24/12	395.75	384.73	11.02		
	3.0000	10/05/12	74.21	82.38	-8.17		
10/16/13	27.0000	Various	667.83	670.67	-2.84	SALE	
10/22/13	5.0000	10/05/12	120.63	137.30	-16.67	SALE	
EBAY INC / 278642103							TOTAL 2 LOTS
10/28/13	13.0000	10/19/12	673.35	647.93	25.42	SALE	
11/13/13	2.0000	10/22/12	105.40	99.90	5.50	SALE	
	4.0000	10/19/12	210.50	199.36	11.14		
	4.0000	10/22/12	210.50	201.10	9.40		
	2.0000	10/22/12	105.26	99.90	5.36		
11/13/13	10.0000	Various	526.26	500.36	25.90	SALE	
	8.0000	11/16/12	392.11	377.40	14.71		
	5.0000	11/20/12	245.07	241.13	3.94		
11/26/13	13.0000	Various	637.18	618.53	18.65	SALE	
ENDO HEALTH SOLUTIONS / 29264F205 INC							TOTAL 3 LOTS
11/05/13	3.0000	10/24/12	168.65	88.77	79.88	SALE	
12/11/13	26.0000	11/28/12	1,662.05	737.18	924.87	SALE	
EXPRESS SCRIPTS HLDG CO / 30219G108							TOTAL 2 LOTS
03/11/13	5.0000	03/28/11	295.27	274.09	21.18	SALE	
	2.0000	03/28/11	115.12	109.63	5.49		
	5.0000	03/28/11	287.81	275.49	12.32		

2013 SUMMARY AMENDMENT

Page 70 of 119

Amended Date: 5/09/14

Your Financial Advisor :
 CHARLES FAIG / TRINA MITSCH
 THOMAS CANNIZZO
 OFFICE CENTER AT SHORT HILLS
 51 JFK PARKWAY
 4TH FLOOR
 SHORT HILLS NJ 07078
 (973) 467-4000

THE ROBERT MCELDOWNEY JR
 FAMILY FOUNDATION
 124 EASTBURY
 WILLIAMSBURG VA 23188-8908

Account Number: 4005-3934

Year-End Account Summary

This information is NOT provided to the Internal Revenue Service, but is being provided to you for courtesy purposes. Please consult with your Financial Advisor or Tax Advisor regarding specific questions.

LONG TERM GAINS OR LOSSES (Box 1c) FOR COVERED SECURITIES (Box 6) Proceeds from Broker and Barter Exchange Transactions for 2013

continued

8-Description / CUSIP 1a-Date of Sale or Exchange	1e-Quantity Sold	1b-Date of Acquisition	2a-Sales Price*	3-Cost or Other Basis	Supplemental Information		Additional Information
					Gain or Loss Amount	Amount	
04/01/13	7.0000	03/28/11	402.93	385.12	17.81	SALE	TOTAL 2 LOTS
	2.0000	05/03/12	130.44	112.75	17.69		
	2.0000	05/08/12	130.44	110.50	19.94		
08/26/13	4.0000	Various	260.88	223.25	37.63	SALE	TOTAL 2 LOTS
	5.0000	05/08/12	306.16	276.24	29.92		
	4.0000	05/09/12	244.93	216.83	28.10		
	4.0000	05/09/12	244.94	217.72	27.22		
10/25/13	13.0000	Various	796.03	710.79	85.24	SALE	TOTAL 3 LOTS
	11.0000	05/14/12	675.21	590.48	84.73		
	1.0000	10/05/12	61.39	65.43	-4.04		
10/25/13	12.0000	Various	736.60	655.91	80.69	SALE	TOTAL 2 LOTS
EXXON MOBIL CORP / 30231G102 12/23/13	33.0000	10/24/12	3,260.49	2,967.61	292.88	SALE	
FACEBOOK INC / 30303M102 CLASS A 08/26/13	9.0000	05/18/12	373.45	360.12	13.33	SALE	
12/13/13	8.0000	05/25/12	417.38	254.71	162.67	SALE	
	1.0000	05/25/12	54.05	31.83	22.22		
	9.0000	05/25/12	486.47	285.66	200.81		
12/30/13	10.0000	05/25/12	540.52	317.49	223.03	SALE	TOTAL 2 LOTS
GILEAD SCIENCES INC / 375558103	3.0000	10/24/12	217.80	102.58	115.22		
	4.0000	11/15/12	290.41	144.68	145.73		
	1.0000	11/16/12	72.61	36.92	35.69		
12/10/13	8.0000	Various	580.82	284.18	296.64	SALE	TOTAL 3 LOTS



2013 SUMMARY AMENDMENT

Page 71 of 119
Amended Date: 5/09/14

Your Financial Advisor :
CHARLES FAIG / TRINA MITSCH
THOMAS CANNIZZO
OFFICE CENTER AT SHORT HILLS
51 JFK PARKWAY
4TH FLOOR
SHORT HILLS NJ 07078
(973) 467-4000

THE ROBERT MCELDOWNEY JR
FAMILY FOUNDATION
124 EASTBURY
WILLIAMSBURG VA 23188-8908

Account Number: 4005-3934

Year-End Account Summary

This information is NOT provided to the Internal Revenue Service, but is being provided to you for courtesy purposes.
Please consult with your Financial Advisor or Tax Advisor regarding specific questions.

LONG TERM GAINS OR LOSSES (Box 1c) FOR COVERED SECURITIES (Box 6) Proceeds from Broker and Barter Exchange Transactions for 2013

continued

8-Description / CUSIP 1a-Date of Sale or Exchange	1e-Quantity Sold	1b-Date of Acquisition	2a-Sales Price*	3-Cost or Other Basis	Gain or Loss Supplemental Information Amount	Additional Information
12/11/13	3.0000	11/16/12	212.09	110.74	101.35	SALE
GOLDMAN SACHS GROUP INC / 38141G104						
08/26/13	1.0000	08/04/11	160.15	127.67	32.48	SALE
	1.0000	07/01/11	159.91	135.88	24.03	
	2.0000	08/04/11	319.84	255.34	64.50	
08/26/13	3.0000	Various	479.75	391.22	88.53	SALE
TOTAL 2 LOTS						
INGERSOLL-RAND PLC / G47791101						
01/02/13	1.0000	03/28/11	49.14	47.19	1.95	SALE
	7.0000	03/28/11	382.68	330.28	52.40	Original Basis 337.28
	2.0000	08/04/11	109.34	66.02	43.32	Original Basis 67.78
03/28/13	9.0000	Various	492.02	396.30	95.72	SALE
08/26/13	5.0000	08/04/11	308.01	165.05	142.96	SALE
INTERNATIONAL BUSINESS / 459200101						
MACHINE CORP						
05/01/13	1.0000	08/04/11	200.71	173.91	26.80	
	4.0000	08/10/11	802.86	664.24	138.62	
	5.0000	Various	1,003.57	838.15	165.42	SALE
07/12/13	3.0000	08/10/11	578.93	498.18	80.75	SALE
07/15/13	3.0000	08/10/11	581.82	498.17	83.65	SALE
TOTAL 2 LOTS						
INTUIT INC / 461202103						
	1.0000	04/13/12	60.18	60.59	-0.41	
	7.0000	04/16/12	421.26	421.20	0.06	
	2.0000	04/17/12	120.37	122.37	-2.00	
04/29/13	10.0000	Various	601.81	604.16	-2.35	SALE
TOTAL 3 LOTS						

2013 SUMMARY AMENDMENT

Page 72 of 119

Amended Date: 5/09/14

Your Financial Advisor:

CHARLES FAIG / TRINA MITSCH
 THOMAS CANNIZZO
 OFFICE CENTER AT SHORT HILLS
 51 JFK PARKWAY
 4TH FLOOR
 SHORT HILLS NJ 07078
 (973) 467-4000

THE ROBERT MCELLOWNEY JR
 FAMILY FOUNDATION
 124 EASTBURY
 WILLIAMSBURG VA 23188-8908

Account Number: 4005-3934

Year-End Account Summary

This information is NOT provided to the Internal Revenue Service, but is being provided to you for courtesy purposes. Please consult with your Financial Advisor or Tax Advisor regarding specific questions.

LONG TERM GAINS OR LOSSES (Box 1c) FOR COVERED SECURITIES (Box 6) Proceeds from Broker and Barter Exchange Transactions for 2013

continued

8-Description / CUSIP 1a-Date of Sale or Exchange	1e-Quantity Sold	1b-Date of Acquisition	2a-Sales Price*	3-Cost or Other Basis	Supplemental Information	
					Gain or Loss Amount	Additional Information
	2.0000	04/17/12	118.40	122.36	-3.96	
	4.0000	04/19/12	236.80	244.66	-7.86	
	1.0000	04/19/12	59.20	61.57	-2.37	
	7.0000	Various	414.40	428.59	-14.19	SALE
05/22/13						TOTAL 3 LOTS
06/06/13	2.0000	04/19/12	115.64	123.14	-7.50	SALE
LINCORN NATL CORP IND / 534187109						
01/02/13	3.0000	08/10/11	81.00	64.43	16.57	SALE
08/26/13	4.0000	08/10/11	177.41	85.91	91.50	SALE
10/03/13	5.0000	08/10/11	207.25	107.38	99.87	SALE
	4.0000	08/10/11	194.76	85.89	108.87	
	1.0000	10/18/11	48.69	17.98	30.71	
11/11/13	5.0000	Various	243.45	103.87	139.58	SALE
LINKEDIN CORP CLASS A / 53578A108						
01/28/13	2.0000	11/17/11	251.27	151.74	99.53	SALE
03/19/13	1.0000	11/17/11	173.05	75.87	97.18	SALE
	1.0000	11/17/11	173.35	75.87	97.48	
	1.0000	11/18/11	173.36	72.83	100.53	
03/20/13	2.0000	Various	346.71	148.70	198.01	SALE
07/25/13	3.0000	11/18/11	617.88	218.49	399.39	SALE
08/26/13	1.0000	11/21/11	246.01	67.28	178.73	SALE
10/25/13	2.0000	11/21/11	488.26	134.56	353.70	SALE
LULULEMON ATHLETICA INC / 550021109						
	3.0000	06/15/11	207.62	137.98	69.64	
	4.0000	06/16/11	276.83	179.67	97.16	
TOTAL 2 LOTS						



2013 SUMMARY AMENDMENT

Page 73 of 119

Amended Date: 5/09/14

Your Financial Advisor :
 CHARLES FAIG / TRINA MITSCH
 THOMAS CANNIZZO
 OFFICE CENTER AT SHORT HILLS
 51 JFK PARKWAY
 4TH FLOOR
 SHORT HILLS NJ 07078
 (973) 467-4000

THE ROBERT MCELDOWNEY JR
 FAMILY FOUNDATION
 124 EASTBURY
 WILLIAMSBURG VA 23188-8908

Account Number: 4005-3934

Year-End Account Summary

This information is NOT provided to the Internal Revenue Service, but is being provided to you for courtesy purposes. Please consult with your Financial Advisor or Tax Advisor regarding specific questions.

continued

**LONG TERM GAINS OR LOSSES (Box 1c) FOR COVERED SECURITIES (Box 6)
 Proceeds from Broker and Barter Exchange Transactions for 2013**

8-Description / CUSIP 1a-Date of Sale or Exchange	1e-Quantity Sold	1b-Date of Acquisition	2a-Sales Price*	3-Cost or Other Basis	Supplemental Information	
					Gain or Loss Amount	Additional Information
01/28/13	4.0000	06/17/11	276.84	186.21	90.63	TOTAL 3 LOTS
	11.0000	Various	761.29	503.86	257.43	SALE
	2.0000	06/27/11	134.18	107.40	26.78	
	8.0000	09/08/11	536.75	457.60	79.15	
	1.0000	09/09/11	67.10	53.53	13.57	
02/11/13	11.0000	Various	738.03	618.53	119.50	TOTAL 3 LOTS
	5.0000	09/09/11	341.64	267.65	73.99	
	4.0000	09/09/11	273.32	215.21	58.11	
	1.0000	04/16/12	68.33	73.79	-5.46	
06/11/13	10.0000	Various	683.29	556.65	126.64	TOTAL 3 LOTS
	4.0000	04/17/12	258.72	298.59	-39.87	
	2.0000	05/17/12	129.36	139.26	-9.90	
	2.0000	06/07/12	129.36	127.78	1.58	
06/13/13	8.0000	Various	517.44	565.63	-48.19	TOTAL 3 LOTS
08/26/13	1.0000	06/07/12	72.15	63.89	8.26	SALE
	2.0000	06/07/12	139.76	127.77	11.99	
	1.0000	06/12/12	69.89	62.80	7.09	
09/06/13	3.0000	Various	209.65	190.57	19.08	TOTAL 2 LOTS
09/10/13	1.0000	06/13/12	70.05	62.51	7.54	SALE
MAINSTAY FD HIGH YIELD / 56062X708						
	142.1400	07/17/12	864.21	850.00	14.21	
	237.9310	10/05/12	1,446.62	1,449.00	-2.38	
11/04/13	380.0710	Various	2,310.83	2,299.00	11.83	TOTAL 2 LOTS

2013 SUMMARY AMENDMENT

Page 74 of 119

Amended Date: 5/09/14

Your Financial Advisor :
 CHARLES FAIG / TRINA MITSCH
 THOMAS CANNIZZO
 OFFICE CENTER AT SHORT HILLS
 51 JFK PARKWAY
 4TH FLOOR
 SHORT HILLS NJ 07078
 (973) 467-4000

THE ROBERT MCELLOWNEY JR
 FAMILY FOUNDATION
 124 EASTBURY
 WILLIAMSBURG VA 23188-8908

Account Number: 4005-3934

Year-End Account Summary

This information is NOT provided to the Internal Revenue Service, but is being provided to you for courtesy purposes. Please consult with your Financial Advisor or Tax Advisor regarding specific questions.

LONG TERM GAINS OR LOSSES (Box 1c) FOR COVERED SECURITIES (Box 6) Proceeds from Broker and Barter Exchange Transactions for 2013

continued

8-Description / CUSIP 1a-Date of Sale or Exchange	1e-Quantity Sold	1b-Date of Acquisition	2a-Sales Price*	3-Cost or Other Basis	Supplemental Information	
					Gain or Loss Amount	Additional Information
MICHAEL KORS HOLDINGS / G60754101 LTD	2.0000	03/23/12	146.79	94.30	52.49	SALE
MONSANTO CO NEW / 61166W101	7.0000	01/05/11	666.25	482.14	184.11	SALE
08/26/13	4.0000	01/05/11	394.44	275.51	118.93	SALE
NOVO NORDISK A S ADR / 670100205	2.0000	02/18/11	337.17	251.72	85.45	SALE
01/08/13	1.0000	02/18/11	174.32	125.85	48.47	SALE
08/26/13	2.0000	03/16/11	325.30	239.43	85.87	SALE
09/05/13	2.0000	07/15/11	328.66	250.39	78.27	SALE
	1.0000	07/19/11	164.33	126.85	37.48	SALE
09/09/13	3.0000	Various	492.99	377.24	115.75	SALE
NU SKIN ENTERPRISES INC / 67018T105	3.0000	10/24/12	348.86	124.40	224.46	SALE
11/20/13	1.0000	10/24/12	138.23	41.47	96.76	SALE
12/23/13	10.0000	Various	1,553.45	1,143.52	409.92	MERGER
PERRIGO COMPANY / 714290103	99.0000	10/25/12	880.41	1,248.67	-368.26	SALE
12/19/13	6.0000	03/28/11	153.54	121.68	31.86	SALE
PETROFAC LTD UNSPONSORED / 716473103						
ADR						
12/18/13						
Pfizer Incorporated / 717081103						
01/02/13						
TOTAL 2 LOTS						



2013 SUMMARY AMENDMENT

THE ROBERT MCELDOWNEY JR
FAMILY FOUNDATION
124 EASTBURY
WILLIAMSBURG VA 23188-8908

Your Financial Advisor :
CHARLES FAIG / TRINA MITSCH
THOMAS CANNIZZO
OFFICE CENTER AT SHORT HILLS
51 JFK PARKWAY
4TH FLOOR
SHORT HILLS NJ 07078
(973) 467-4000

Account Number: 4005-3934

Year-End Account Summary

This information is NOT provided to the Internal Revenue Service, but is being provided to you for courtesy purposes.
Please consult with your Financial Advisor or Tax Advisor regarding specific questions.

continued

**LONG TERM GAINS OR LOSSES (Box 1c) FOR COVERED SECURITIES (Box 6)
Proceeds from Broker and Barter Exchange Transactions for 2013**

8-Description / CUSIP 1a-Date of Sale or Exchange	1e-Quantity Sold	1b-Date of Acquisition	2a-Sales Price*	3-Cost or Other Basis	Supplemental Information Gain or Loss Amount	Additional Information
08/26/13	34 0000	03/28/11	957.76	689.52	268.24	SALE
PHILIP MORRIS / 718172109 INTERNATIONAL INC 03/21/13	4 0000	03/28/11	364.69	262.13	102.56	SALE
PRICELINE GROUP INC / 741503403 COM NEW 08/26/13	1 0000	01/24/11	958.16	424.72	533.44	SALE
12/30/13	1 0000	02/28/11	1,151.98	455.00	696.98	SALE
PRUDENTIAL JENNISON / 74441C808 MID-CAP GROWTH FND CL Z 11/05/13	13 0000	10/24/12	521.43	420.42	101.01	SALE
QUALCOMM INC / 747525103	1 0000	08/04/11	66.56	52.23	14.33	
	8 0000	08/11/11	532.50	389.39	143.11	
	6 0000	08/11/11	399.37	295.68	103.69	
	15 0000	Various	998.43	737.30	261.13	SALE
						TOTAL 3 LOTS
RACKSPACE HOSTING INC / 750086100	2 0000	05/07/12	69.66	116.00	-46.34	
	3 0000	05/08/12	104.50	149.79	-45.29	
	5 0000	Various	174.16	265.79	-91.63	SALE
	5 0000	05/08/12	192.34	249.65	-57.31	
	1 0000	05/14/12	38.47	50.48	-12.01	
	6 0000	Various	230.81	300.13	-69.32	SALE
	7 0000	05/14/12	259.23	353.33	-94.10	
	3 0000	05/25/12	111.10	150.60	-39.50	
						TOTAL 2 LOTS
						TOTAL 2 LOTS

2013 SUMMARY AMENDMENT

Amended Date: 5/09/14

Your Financial Advisor :

CHARLES FAIG / TRINA MITSCH
 THOMAS CANNIZZO
 OFFICE CENTER AT SHORT HILLS
 51 JFK PARKWAY
 4TH FLOOR
 SHORT HILLS NJ 07078
 (973) 467-4000

THE ROBERT MCELDOWNNEY JR
 FAMILY FOUNDATION
 124 EASTBURY
 WILLIAMSBURG VA 23188-8908

Account Number: 4005-3934

Year-End Account Summary

This information is NOT provided to the Internal Revenue Service, but is being provided to you for courtesy purposes. Please consult with your Financial Advisor or Tax Advisor regarding specific questions.

LONG TERM GAINS OR LOSSES (Box 1c) FOR COVERED SECURITIES (Box 6) Proceeds from Broker and Barter Exchange Transactions for 2013

continued

8-Description / CUSIP 1a-Date of Sale or Exchange	1e-Quantity Sold	1b-Date of Acquisition	2a-Sales Price*	3-Cost or Other Basis	Supplemental Information		TOTAL
					Gain or Loss Amount	Additional Information	
11/25/13	10 0000	Various	370.33	503.93	-133.60	SALE	TOTAL 2 LOTS
	1.0000	05/25/12	39.52	50.20	-10.68		
	3.0000	05/30/12	118.58	150.30	-31.72		
	2.0000	06/29/12	79.05	87.22	-8.17		
	2.0000	07/02/12	79.05	87.95	-8.90		
	2.0000	10/05/12	79.05	139.06	-60.01		
12/02/13	10.0000	Various	395.25	514.73	-119.48	SALE	TOTAL 5 LOTS
RALPH LAUREN CORP / 751212101							
CLASS A							
09/18/13	2.0000	06/16/11	333.05	242.32	90.73	SALE	
09/18/13	1.0000	06/16/11	168.73	121.17	47.56	SALE	
RED HAT INC / 756577102							
09/24/13	6.0000	02/01/11	281.49	251.40	30.09	SALE	
	1.0000	02/01/11	46.95	41.90	5.05		
	3.0000	02/03/11	140.86	128.42	12.44		
	2.0000	02/03/11	93.91	85.49	8.42		
	3.0000	07/05/11	140.87	137.76	3.11		
09/25/13	9.0000	Various	422.59	393.57	29.02	SALE	TOTAL 4 LOTS
SANOFI ADR / 80105N105							
02/08/13	40.0000	03/28/11	1,818.05	1,377.76	440.29	SALE	
07/03/13	5.0000	03/28/11	252.53	172.22	80.31	SALE	
07/05/13	4.0000	03/28/11	204.04	137.78	66.26	SALE	
	4.0000	03/28/11	208.35	137.77	70.58		
	1.0000	04/04/11	52.08	35.66	16.42		
	3.0000	08/04/11	156.27	107.34	48.93		



2013 SUMMARY AMENDMENT

Amended Date: 5/09/14

Your Financial Advisor :
 CHARLES FAIG / TRINA MITSCH
 THOMAS CANNIZZO
 OFFICE CENTER AT SHORT HILLS
 51 JFK PARKWAY
 4TH FLOOR
 SHORT HILLS NJ 07078
 (973) 467-4000

THE ROBERT MCELLOWNEY JR
 FAMILY FOUNDATION
 124 EASTBURY
 WILLIAMSBURG VA 23188-8908

Account Number: 4005-3934

Year-End Account Summary

This information is NOT provided to the Internal Revenue Service, but is being provided to you for courtesy purposes. Please consult with your Financial Advisor or Tax Advisor regarding specific questions.

**LONG TERM GAINS OR LOSSES (Box 1c) FOR COVERED SECURITIES (Box 6)
 Proceeds from Broker and Barter Exchange Transactions for 2013**

continued

8-Description / CUSIP 1a-Date of Sale or Exchange	1e-Quantity Sold	1b-Date of Acquisition	2a-Sales Price*	3-Cost or Other Basis	Supplemental Information	
					Gain or Loss Amount	Additional Information
08/07/13	3 0000	08/10/11	156.27	96.21	60.06	
	7.0000	10/18/11	364.63	242.24	122.39	
	18 0000	Various	937.60	619.22	318.38	SALE
TOTAL 5 LOTS						
SHIRE PLC / 82481R106						
01/23/13	3.0000	05/16/11	299.16	282.83	16.33	SALE
04/17/13	3 0000	05/16/11	263.96	282.83	-18.87	SALE
04/22/13	5 0000	05/16/11	453.53	471.38	-17.85	SALE
04/24/13	2.0000	05/16/11	183.91	188.56	-4.65	SALE
05/02/13	1 0000	05/16/11	87.89	94.28	-6.39	SALE
05/07/13	5 0000	05/16/11	431.66	471.38	-39.72	SALE
	2 0000	05/16/11	187.64	188.54	-0.90	
	1 0000	06/02/11	93.82	93.03	0.79	
	3 0000	08/04/11	281.46	281.07	0.39	
05/14/13	6 0000	Various	562.92	562.64	0.28	SALE
	4 0000	11/08/11	377.91	390.71	-12.80	
05/20/13	3.0000	11/08/11	283.44	290.42	-6.98	
	7.0000	11/08/11	661.35	681.13	-19.78	SALE
	1.0000	11/16/11	96.83	97.15	-0.32	
	2 0000	11/17/11	193.66	193.89	-0.23	
05/21/13	3 0000	Various	290.49	291.04	-0.55	SALE
TOTAL 2 LOTS						
TOTAL 3 LOTS						
TOTAL 2 LOTS						
TOTAL 2 LOTS						

TECHNIP-SA-ADR / 878546209
 11/06/13

TESLA MOTORS INC / 88160R101
 01/15/13

50 0000 10/25/12 1,310.38 1,452.40 -142.02 SALE

3 0000 10/24/11 101.57 86.04 15.53 SALE

2013 SUMMARY AMENDMENT

Amended Date: 5/09/14

Your Financial Advisor :

CHARLES FAIG / TRINA MITSCH
 THOMAS CANNIZZO
 OFFICE CENTER AT SHORT HILLS
 51 JFK PARKWAY
 4TH FLOOR
 SHORT HILLS NJ 07078
 (973) 467-4000

THE ROBERT MCELDOWNEY JR
 FAMILY FOUNDATION
 124 EASTBURY
 WILLIAMSBURG VA 23188-8908

Account Number: 4005-3934

Year-End Account Summary

This information is NOT provided to the Internal Revenue Service, but is being provided to you for courtesy purposes.
 Please consult with your Financial Advisor or Tax Advisor regarding specific questions.

LONG TERM GAINS OR LOSSES (Box 1c) FOR COVERED SECURITIES (Box 6) Proceeds from Broker and Barter Exchange Transactions for 2013

continued

8-Description / CUSIP 1a-Date of Sale or Exchange	1e-Quantity Sold	1b-Date of Acquisition	2a-Sales Price*	3-Cost or Other Basis	Supplemental Information	
					Gain or Loss Amount	Additional Information
	2.0000	09/22/11	67.79	50.59	17.20	
	5.0000	10/19/11	169.50	137.68	31.82	
	3.0000	10/20/11	101.70	81.92	19.78	
	6.0000	10/24/11	203.40	172.08	31.32	
01/15/13	16.0000	Various	542.39	442.27	100.12	SALE
	1.0000	10/24/11	33.95	28.67	5.28	
	7.0000	10/25/11	237.66	197.52	40.14	
01/16/13	8.0000	Various	271.61	226.19	45.42	SALE
	18.0000	10/24/12	2,380.53	1,777.31	603.22	SALE
TIME WARNER CABLE / 88732J207 11/25/13						
	5.0000	05/15/12	264.11	212.47	51.64	SALE
08/08/13	4.0000	05/15/12	209.63	169.04	40.59	SALE
08/13/13	1.0000	05/15/12	54.45	42.26	12.19	
	3.0000	05/15/12	163.37	127.23	36.14	
08/26/13	4.0000	05/15/12	217.82	169.49	48.33	SALE
	1.0000	05/23/12	139.85	102.48	37.37	SALE
08/26/13	2.0000	05/23/12	271.81	204.94	66.87	SALE
09/23/13	1.0000	05/23/12	136.96	102.47	34.49	Original Basis 122.97
	4.0000	05/30/12	547.84	410.88	136.96	Original Basis 492.88
	1.0000	08/16/12	136.96	111.54	25.42	Original Basis 132.04
09/24/13	6.0000	Various	821.76	624.89	196.87	SALE
						TOTAL 2 LOTS
						TOTAL 3 LOTS



2013 SUMMARY AMENDMENT

Your Financial Advisor :
 CHARLES FAIG / TRINA MITSCH
 THOMAS CANNIZZO
 OFFICE CENTER AT SHORT HILLS
 51 JFK PARKWAY
 4TH FLOOR
 SHORT HILLS NJ 07078
 (973) 467-4000

THE ROBERT MCELDFOWNEY JR
 FAMILY FOUNDATION
 124 EASTBURY
 WILLIAMSBURG VA 23188-8908

Account Number: 4005-3934

Year-End Account Summary

This information is NOT provided to the Internal Revenue Service, but is being provided to you for courtesy purposes. Please consult with your Financial Advisor or Tax Advisor regarding specific questions.

LONG TERM GAINS OR LOSSES (Box 1c) FOR COVERED SECURITIES (Box 6) Proceeds from Broker and Barter Exchange Transactions for 2013

continued

8-Description / CUSIP 1a-Date of Sale or Exchange	1e-Quantity Sold	1b-Date of Acquisition	2a-Sales Price*	3-Cost or Other Basis	Supplemental Information	
					Gain or Loss Amount	Additional Information
UNION PACIFIC CORP / 907818108						
01/28/13	1 0000	03/28/11	133 19	97.84	35.35	SALE
08/12/13	3.0000	03/28/11	477 09	293 52	183 57	SALE
08/26/13	1.0000	03/28/11	157 64	97 84	59 80	SALE
10/24/13	3.0000	03/28/11	462.49	293 52	168.97	SALE
10/25/13	1 0000	03/28/11	152 95	97 84	55 11	SALE
10/28/13	5 0000	03/28/11	762 31	489 18	273 13	SALE
UNITEDHEALTH GROUP / 91324P102 INC						
05/20/13	6.0000	02/21/12	375 54	331 24	44 30	
	9 0000	02/22/12	563 31	496 69	66 62	
	5 0000	02/22/12	312 95	275 51	37 44	
	4.0000	02/23/12	250.36	219.46	30 90	
	24 0000	Various	1,502 16	1,322 90	179.26	SALE
TOTAL 4 LOTS						
VALE SA 03/26/13 ADR / 91912E105						
	1 0000	06/29/11	17 11	31 64	-14 53	SALE
	11.0000	06/29/11	174 89	348.04	-173 15	
	1.0000	08/04/11	15 89	29 06	-13 17	
	5.0000	08/10/11	79.49	130 40	-50 91	
	54 0000	10/24/12	858 57	943 08	-84 51	
	71 0000	Various	1,128.84	1,450.58	-321.74	SALE
TOTAL 4 LOTS						
VERTEX PHARMACEUTICALS / 92532F100 INC						
	5 0000	02/17/11	230 15	199 74	30 41	
	3.0000	02/28/11	138 09	137.90	0.19	

2013 SUMMARY AMENDMENT

Amended Date: 5/09/14

Your Financial Advisor :

CHARLES FAIG / TRINA MITSCH
 THOMAS CANNIZZO
 OFFICE CENTER AT SHORT HILLS
 51 JFK PARKWAY
 4TH FLOOR
 SHORT HILLS NJ 07078
 (973) 467-4000

THE ROBERT MCELLOWNEY JR
 FAMILY FOUNDATION
 124 EASTBURY
 WILLIAMSBURG VA 23188-8908

Account Number: 4005-3934

Year-End Account Summary

This information is NOT provided to the Internal Revenue Service, but is being provided to you for courtesy purposes. Please consult with your Financial Advisor or Tax Advisor regarding specific questions.

**LONG TERM GAINS OR LOSSES (Box 1c) FOR COVERED SECURITIES (Box 6)
 Proceeds from Broker and Barter Exchange Transactions for 2013**

continued

8-Description / CUSIP 1a-Date of Sale or Exchange	1e-Quantity Sold	1b-Date of Acquisition	2a-Sales Price*	3-Cost or Other Basis	Supplemental Information	
					Gain or Loss Amount	Additional Information
	2.0000	02/28/11	92.06	92.93	-0.87	
	5.0000	12/01/11	230.15	146.83	83.32	
	15.0000	Various	690.45	577.40	113.05	SALE
03/01/13	4.0000	12/02/11	327.83	117.77	210.06	TOTAL 4 LOTS
	4.0000	12/05/11	327.83	118.15	209.68	
	1.0000	12/06/11	81.96	29.62	52.34	
07/30/13	9.0000	Various	737.62	265.54	472.08	SALE
	2.0000	12/06/11	155.31	59.22	96.09	SALE
08/09/13	3.0000	12/06/11	232.06	88.83	143.23	SALE
	1.0000	12/06/11	78.68	29.61	49.07	
	2.0000	05/07/12	157.37	109.35	48.02	
	3.0000	Various	236.05	138.96	97.09	SALE
08/26/13	3.0000	05/14/12	213.16	194.34	18.82	TOTAL 2 LOTS
	1.0000	05/15/12	71.06	64.28	6.78	
	4.0000	Various	284.22	258.62	25.60	SALE
10/14/13	3.0000	05/15/12	196.43	192.82	3.61	TOTAL 2 LOTS
	1.0000	10/05/12	65.47	59.75	5.72	
	5.0000	10/24/12	327.40	247.50	79.90	
11/05/13	9.0000	Various	589.30	500.07	89.23	SALE
VIACOM INC CL B / 92553P201						
01/02/13	1.0000	03/28/11	55.24	45.50	9.74	SALE
08/26/13	3.0000	03/28/11	240.49	136.48	104.01	SALE
VISA INC CLASS A / 92826C839						
01/08/13	1.0000	12/19/11	158.02	98.59	59.43	SALE



2013 SUMMARY AMENDMENT

Page 81 of 119

Amended Date: 5/09/14

Your Financial Advisor :
 CHARLES FAIG / TRINA MITSCH
 THOMAS CANNIZZO
 OFFICE CENTER AT SHORT HILLS
 51 JFK PARKWAY
 4TH FLOOR
 SHORT HILLS NJ 07078
 (973) 467-4000

THE ROBERT MCELDOWNEY JR
 FAMILY FOUNDATION
 124 EASTBURY
 WILLIAMSBURG VA 23188-8908

Account Number: 4005-3934

Year-End Account Summary

This information is NOT provided to the Internal Revenue Service, but is being provided to you for courtesy purposes. Please consult with your Financial Advisor or Tax Advisor regarding specific questions.

continued

**LONG TERM GAINS OR LOSSES (Box 1c) FOR COVERED SECURITIES (Box 6)
 Proceeds from Broker and Barter Exchange Transactions for 2013**

8-Description / CUSIP	1a-Quantity Sold	1b-Date of Acquisition	2a-Sales Price*	3-Cost or Other Basis	Supplemental Information Gain or Loss Amount	Additional Information	
08/09/13	2.0000	12/19/11	360.00	197.18	162.82	SALE	
08/26/13	1.0000	12/19/11	177.15	98.59	78.56	SALE	
WELLS FARGO COMPANY / 949746101							
01/02/13	4.0000	03/28/11	139.68	127.12	12.56	SALE	
08/26/13	16.0000	03/28/11	682.59	508.48	174.11	SALE	
YAHOO JAPAN CORPORATION / 98433V102							
ADR 11/05/13	14.0000	10/25/12	133.28	98.09	35.19	SALE	
YOUKU TUDOU INC / 98742U100							
SPONSORED ADR 01/28/13	1.0000	05/20/11	24.30	48.00	-23.70	SALE	
	4.0000	05/20/11	70.60	191.96	-121.36		
	6.0000	05/20/11	105.90	289.68	-183.78		
03/11/13	10.0000	05/20/11	176.50	481.64	-305.14	SALE	
TOTAL LONG TERM GAINS OR LOSSES FOR COVERED SECURITIES					95,505.14	78,334.52	17,170.61
						TOTAL 2 LOTS	

2013 SUMMARY AMENDMENT

Page 82 of 119

Amended Date: 5/09/14

Your Financial Advisor :

CHARLES FAIG / TRINA MITSCH
 THOMAS CANNIZZO
 OFFICE CENTER AT SHORT HILLS
 51 JFK PARKWAY
 4TH FLOOR
 SHORT HILLS NJ 07078
 (973) 467-4000

THE ROBERT MCELDOWNEY JR
 FAMILY FOUNDATION
 124 EASTBURY
 WILLIAMSBURG VA 23188-8908

Account Number: 4005-3934

Year-End Account Summary

This information is NOT provided to the Internal Revenue Service, but is being provided to you for courtesy purposes.
 Please consult with your Financial Advisor or Tax Advisor regarding specific questions.

LONG TERM GAINS OR LOSSES (Box 1c) FOR NONCOVERED SECURITIES (Box 6) Proceeds from Broker and Barter Exchange Transactions for 2013

8-Description / CUSIP 1a-Date of Sale or Exchange	1e-Quantity Sold	1b-Date of Acquisition	2a-Sales Price*	3-Cost or Other Basis	Supplemental Information Gain or Loss Amount	Additional Information
ACE INA HOLDINGS / 00440EAJ6 NOTES CALLABLE CPN 5.700% DUE 02/15/17 11/04/13	1,000,000	12/13/10	1,134.08	1,101.69	32.39	SALE
ALLERGAN INC / 018490102 05/02/13	9,000	09/16/10	917.80	580.76	337.04	SALE
05/10/13	5,000	09/16/10	517.00	322.63	194.37	SALE
05/28/13	1,000	11/29/10	99.20	66.87	32.33	SALE
AMAZON COM INC / 023135106 08/26/13	1,000	09/16/10	289.25	147.43	141.82	SALE
12/02/13	1,000	09/16/10	390.95	147.43	243.52	SALE
12/30/13	1,000	09/16/10	393.41	147.43	245.98	SALE
AMERICAN EXPRESS / 025816AX7 SENIOR NOTES CPN 6.150% DUE 08/28/17 DTD 08/28/07 FC 02/28/08 11/04/13	1,000,000	05/27/11	1,166.79	1,153.90	12.89	SALE
AMERICAN FDS INC NEW / 649280401 CL F-1 07/16/13	20,000	10/18/11	1,095.40	955.60	139.80	SALE
11/05/13	13,000	10/18/11	760.24	621.14	139.10	SALE



2013 SUMMARY AMENDMENT

Amended Date: 5/09/14

THE ROBERT MCELLOWNEY JR
FAMILY FOUNDATION
124 EASTBURY
WILLIAMSBURG VA 23188-8908

Your Financial Advisor :
CHARLES FAIG / TRINA MITSCH
THOMAS CANNIZZO
OFFICE CENTER AT SHORT HILLS
51 JFK PARKWAY
4TH FLOOR
SHORT HILLS NJ 07078
(973) 467-4000

Account Number: 4005-3934

Year-End Account Summary

This information is NOT provided to the Internal Revenue Service, but is being provided to you for courtesy purposes. Please consult with your Financial Advisor or Tax Advisor regarding specific questions.

**LONG TERM GAINS OR LOSSES (Box 1c) FOR NONCOVERED SECURITIES (Box 6)
Proceeds from Broker and Barter Exchange Transactions for 2013**

continued

8-Description / CUSIP 1a-Date of Sale or Exchange	1e-Quantity Sold	1b-Date of Acquisition	2a-Sales Price*	3-Cost or Other Basis	Supplemental Information	
					Gain or Loss Amount	Additional Information
ANHEUSER-BUSCH INBEV WOR / 03523TAN8						
APPLE INC / 037833100						
01/28/13	1 0000	09/16/10	451.22	272.27	178.95	SALE
02/25/13	1.0000	09/16/10	451.24	272.27	178.97	SALE
03/01/13	3 0000	09/16/10	1,295.59	816.80	478.79	SALE
03/04/13	2.0000	09/16/10	843.64	544.53	299.11	SALE
03/04/13	2 0000	09/16/10	848.07	544.53	303.54	SALE
03/06/13	2.0000	09/16/10	853.09	544.52	308.57	SALE
	1 0000	11/29/10	399.49	313.17	86.32	
	1.0000	12/20/10	399.49	319.53	79.96	
	1.0000	12/20/10	399.49	321.87	77.62	
04/19/13	3 0000	Various	1,198.47	954.57	243.90	SALE
					TOTAL 3 LOTS	
AT&T INC / 00206RAS1						
SENIOR NOTES						
CALLABLE						
CPN 6.550% DUE 02/15/39						
11/04/13	1,000 0000	12/30/10	1,102.96	1,079.34	23.62	SALE
BAIDU INC ADR / 056752108						
01/28/13	4 0000	12/20/10	441.21	392.82	48.39	SALE

2013 SUMMARY AMENDMENT

Page 84 of 119

Amended Date: 5/09/14

Your Financial Advisor :
 CHARLES FAIG / TRINA MITSCH
 THOMAS CANNIZZO
 OFFICE CENTER AT SHORT HILLS
 51 JFK PARKWAY
 4TH FLOOR
 SHORT HILLS NJ 07078
 (973) 467-4000

THE ROBERT MCELDOWNEY JR
 FAMILY FOUNDATION
 124 EASTBURY
 WILLIAMSBURG VA 23188-8908

Account Number: 4005-3934

Year-End Account Summary


This information is NOT provided to the Internal Revenue Service, but is being provided to you for courtesy purposes. Please consult with your Financial Advisor or Tax Advisor regarding specific questions.

LONG TERM GAINS OR LOSSES (Box 1c) FOR NONCOVERED SECURITIES (Box 6)

Proceeds from Broker and Barter Exchange Transactions for 2013

continued

8-Description / CUSIP 1a-Date of Sale or Exchange	1e-Quantity Sold	1b-Date of Acquisition	2a-Sales Price*	3-Cost or Other Basis	Supplemental Information	
					Gain or Loss Amount	Additional Information
BANK OF MONTREAL / 06366QW86 MEDIUM TERM NOTES CPN 2.500% DUE 01/11/17 DTD 01/11/12 FC 07/11/12 08/12/13	1,000.0000	06/19/12	1,033.54	1,033.43	0.11	SALE
BEAR STEARNS CO INC / 073902RU4 SENIOR NOTES CPN 7.250% DUE 02/01/18 DTD 02/01/08 FC 08/01/08 05/03/13	1,000.0000	09/21/10	1,245.58	1,210.51	35.07	SALE
BHP BILLITON LTD / 088606108 SPON ADR 01/15/13	9.0000	09/16/10	689.87	659.12	30.75	SALE
03/26/13	1.0000	09/16/10	69.40	73.24	-3.84	SALE
11/05/13	1.0000	09/16/10	72.01	73.24	-1.23	SALE
BNP PARIBAS ADR / 05565A202 03/26/13	1.0000	06/13/08	26.00	47.70	-21.70	SALE
BOEING CO / 097023105 08/26/13	2.0000	09/16/10	212.58	126.20	86.38	SALE
CAPITAL ONE FINANCIAL CO / 14040HAY1 SENIOR NOTES CPN 4.750% DUE 07/15/21 DTD 07/19/11 FC 01/15/12 11/04/13	1,000.0000	08/01/12	1,075.27	1,125.73	-50.46	SALE



2013 SUMMARY AMENDMENT

Amended Date: 5/09/14

Your Financial Advisor:
 CHARLES FAIG / TRINA MITTSCH
 THOMAS CANNIZZO
 OFFICE CENTER AT SHORT HILLS
 51 JFK PARKWAY
 4TH FLOOR
 SHORT HILLS NJ 07078
 (973) 467-4000

THE ROBERT MCELDOWNEY JR
 FAMILY FOUNDATION
 124 EASTBURY
 WILLIAMSBURG VA 23188-8908

Account Number: 4005-3934

Year-End Account Summary

This information is NOT provided to the Internal Revenue Service, but is being provided to you for courtesy purposes. Please consult with your Financial Advisor or Tax Advisor regarding specific questions.

continued

LONG TERM GAINS OR LOSSES (Box 1c) FOR NONCOVERED SECURITIES (Box 6) Proceeds from Broker and Barter Exchange Transactions for 2013

8-Description / CUSIP 1a-Date of Sale or Exchange	1e-Quantity Sold	1b-Date of Acquisition	2a-Sales Price*	3-Cost or Other Basis	Supplemental Information	
					Gain or Loss Amount	Additional Information
CATERPILLAR INC / 149123BV2 SR UNSECURED CPN 3 900% DUE 05/27/21 DTD 05/27/11 FC 11/27/11 11/04/13	1,000 0000	05/25/11	1,054 89	997 13	57 76	SALE
CIGNA CORP / 125509BS7 SR UNSECURED CPN 4 000% DUE 02/15/22 DTD 11/10/11 FC 02/15/12 11/04/13	1,000 0000	11/07/11	1,027 58	987 62	39 96	SALE
CITIGROUP INC / 172967ES6 SENIOR NOTES CPN 6 125% DUE 05/15/18 DTD 05/12/08 FC 11/15/08 05/02/13	1,000 0000	10/18/10	1,206 42	1,098.76	107 66	SALE
COACH INC / 189754104	5 0000	09/22/09	253 76	164 85	88.91	
	5 0000	09/25/09	253 76	157.69	96.07	
	5 0000	10/15/09	253 76	174 38	79 38	
	10 0000	09/16/10	507 53	411 09	96 44	
	3 0000	11/29/10	152 26	167.67	-15 41	
	28 0000	Various	1,421 07	1,075 68	345 39	SALE
01/25/13						TOTAL 5 LOTS
COLUMBIA FDS SER TR II / 19766G876 MASS MID CAP VALUE OPPORTUNITY FD CL Z 01/14/13	179 0000	09/16/10	1,593 10	1,227 86	365 24	SALE
08/26/13	1,049.0000	09/16/10	11,129.89	7,195.62	3,934.27	SALE

2013 SUMMARY AMENDMENT

Page 86 of 119

Amended Date: 5/09/14

Your Financial Advisor :

CHARLES FAIG / TRINA MITSCH
 THOMAS CANNIZZO
 OFFICE CENTER AT SHORT HILLS
 51 JFK PARKWAY
 4TH FLOOR
 SHORT HILLS NJ 07078
 (973) 467-4000

THE ROBERT MCELDFOWNEY JR
 FAMILY FOUNDATION
 124 EASTBURY
 WILLIAMSBURG VA 23188-8908

Account Number: 4005-3934

Year-End Account Summary

This information is NOT provided to the Internal Revenue Service, but is being provided to you for courtesy purposes. Please consult with your Financial Advisor or Tax Advisor regarding specific questions.

continued

LONG TERM GAINS OR LOSSES (Box 1c) FOR NONCOVERED SECURITIES (Box 6) Proceeds from Broker and Barter Exchange Transactions for 2013

8-Description / CUSIP 1a-Date of Sale or Exchange	1e-Quantity Sold	1b-Date of Acquisition	2a-Sales Price*	3-Cost or Other Basis	Supplemental Information	
					Gain or Loss Amount	Additional Information
11/04/13	3,155 6310	09/16/10	35,090.61	21,646 04	13,444 57	
	501.2240	08/04/11	5,573 61	3,684 00	1,889 61	
	2,955 5400	10/18/11	32,865 61	21,073 00	11,792 61	
	6,612.3950	Various	73,529.83	46,403 04	27,126 79	SALE
						TOTAL 3 LOTS
COMCAST CORP / 20030NBA8 COMPANY GTD CPN 5 150% DUE 03/01/20 DTD 03/01/10 FC 09/01/10 11/04/13	1,000 0000	09/17/10	1,139 50	1,083.69	55 81	SALE
COSTCO WHSL CORP NEW / 22160K105 COM						
01/28/13	1 0000	09/16/10	102 34	61 12	41 22	SALE
08/26/13	2 0000	09/16/10	225.02	122 23	102.79	SALE
CREDIT SUISSE / 22546QAD9 SUBORDINATE NOTES CPN 5 400% DUE 01/14/20 DTD 01/14/10 FC 07/14/10 11/04/13	1,000 0000	10/21/10	1,106 86	1,084 81	22 05	SALE
DIRECTV HLDG/FIN INC / 25459HBA2 COMPANY GTD CPN 5 000% DUE 03/01/21 DTD 03/10/11 FC 09/01/11 05/01/13	1,000 0000	03/08/11	1,142 11	996 52	145 59	SALE
DISNEY WALT COMPANY / 254687106 08/26/13	4 0000	09/16/10	247 37	135 91	111 46	SALE



2013 SUMMARY AMENDMENT

Page 87 of 119

Amended Date: 5/09/14

Your Financial Advisor :
 CHARLES FAIG / TRINA MITSCH
 THOMAS CANNIZZO
 OFFICE CENTER AT SHORT HILLS
 51 JFK PARKWAY
 4TH FLOOR
 SHORT HILLS NJ 07078
 (973) 467-4000

THE ROBERT MCELDOWNEY JR
 FAMILY FOUNDATION
 124 EASTBURY
 WILLIAMSBURG VA 23188-8908

Account Number: 4005-3934

Year-End Account Summary

This information is NOT provided to the Internal Revenue Service, but is being provided to you for courtesy purposes. Please consult with your Financial Advisor or Tax Advisor regarding specific questions.

continued

LONG TERM GAINS OR LOSSES (Box 1c) FOR NONCOVERED SECURITIES (Box 6) Proceeds from Broker and Barter Exchange Transactions for 2013

8-Description / CUSIP 1a-Date of Sale or Exchange	1e-Quantity Sold	1b-Date of Acquisition	2a-Sales Price*	3-Cost or Other Basis	Supplemental Information	
					Gain or Loss Amount	Additional Information
DOMINION RESOURCES INC / 25746UBL2						
SR UNSECURED						
SER A						
CPN 4.450% DUE 03/15/21						
11/04/13	1,000,000	11/22/11	1,073.85	1,111.91	-38.06	SALE
DREYFUS INTL FDS INC / 26201H500						
EMERGING MKTS FD						
CL I						
07/15/13	195,000	09/16/10	1,776.45	2,388.76	-612.31	SALE
	4,536,755	09/16/10	45,412.91	55,575.24	-10,162.33	
	121,245	08/04/11	1,213.67	1,473.13	-259.46	
11/05/13	4,658,000	Various	46,626.58	57,048.37	-10,421.79	SALE
						TOTAL 2 LOTS
EBAY INC / 278642AF0						
SR UNSECURED						
CPN 4.000% DUE 07/15/42						
DTD 07/24/12 FC 01/15/13						
11/04/13	1,000,000	08/30/12	858.50	974.26	-115.76	SALE
EXPRESS SCRIPTS HLDG CO / 30219G108						
01/28/13	1,000	09/16/10	53.62	46.26	7.36	SALE
	4,000	09/16/10	236.21	185.04	51.17	
	2,000	11/29/10	118.10	104.36	13.74	
03/11/13	6,000	Various	354.31	289.40	64.91	SALE
						TOTAL 2 LOTS

2013 SUMMARY AMENDMENT

Page 88 of 119

Amended Date: 5/09/14

Your Financial Advisor :

CHARLES FAIG / TRINA MITTSCH
 THOMAS CANNIZZO
 OFFICE CENTER AT SHORT HILLS
 51 JFK PARKWAY
 4TH FLOOR
 SHORT HILLS NJ 07078
 (973) 467-4000

THE ROBERT MCELDOWNEY JR
 FAMILY FOUNDATION
 124 EASTBURY
 WILLIAMSBURG VA 23188-8908

Account Number: 4005-3934


Year-End Account Summary

This information is NOT provided to the Internal Revenue Service, but is being provided to you for courtesy purposes.
 Please consult with your Financial Advisor or Tax Advisor regarding specific questions.

continued

LONG TERM GAINS OR LOSSES (Box 1c) FOR NONCOVERED SECURITIES (Box 6) Proceeds from Broker and Barter Exchange Transactions for 2013

8-Description / CUSIP 1a-Date of Sale or Exchange	1e-Quantity Sold	1b-Date of Acquisition	2a-Sales Price*	3-Cost or Other Basis	Supplemental Information	
					Gain or Loss Amount	Additional Information
FEDERAL HOME LN MTG CORP / 3137EACT4 NOTES CPN 2 500% DUE 05/27/16 DTD 04/08/11 FC 11/27/11 11/04/13	5,000.0000	04/06/11	5,249.90	4,995.10	254.80	SALE
FEDERAL HOME LN MTG CORP / 3137EACA5 MEDIUM TERM NOTE CPN 3 750% DUE 03/27/19 DTD 03/27/09 FC 09/27/09 11/04/13	5,000.0000	09/17/10	5,521.00	5,353.50	167.50	SALE
FEDERAL NATL MTG ASSN / 31398AU34 NOTES CPN 2 375% DUE 07/28/15 DTD 06/14/10 FC 07/28/10 11/04/13	6,000.0000	09/20/10	6,216.38	6,190.92	25.46	SALE
FEDEX CORP / 31428XAS5 COMPANY GTD CPN 2 625% DUE 08/01/22 DTD 07/27/12 FC 02/01/13 11/04/13	1,000.0000	10/24/12	929.46	1,003.75	-74.29	SALE
GENERAL ELEC CAP CORP / 36962G4R2 MEDIUM TERM NOTES CPN 4 375% DUE 09/16/20 DTD 09/16/10 FC 03/16/11	1,000.0000 1,000.0000 2,000.0000	09/22/10 06/22/11 Various	1,107.02 1,107.02 2,214.04	1,003.04 994.92 1,997.96	103.98 112.10 216.08	SALE
05/28/13						TOTAL 2 LOTS



2013 SUMMARY AMENDMENT

Page 89 of 119

Amended Date: 5/09/14

THE ROBERT MCELDOWNNEY JR
FAMILY FOUNDATION
124 EASTBURY
WILLIAMSBURG VA 23188-8908

Your Financial Advisor :
CHARLES FAIG / TRINA MITSCH
THOMAS CANNIZZO
OFFICE CENTER AT SHORT HILLS
51 JFK PARKWAY
4TH FLOOR
SHORT HILLS NJ 07078
(973) 467-4000

Account Number: 4005-3934

Year-End Account Summary

This information is NOT provided to the Internal Revenue Service, but is being provided to you for courtesy purposes. Please consult with your Financial Advisor or Tax Advisor regarding specific questions.

continued

LONG TERM GAINS OR LOSSES (Box 1c) FOR NONCOVERED SECURITIES (Box 6) Proceeds from Broker and Barter Exchange Transactions for 2013

8-Description / CUSIP 1a-Date of Sale or Exchange	1e-Quantity Sold	1b-Date of Acquisition	2a-Sales Price*	3-Cost or Other Basis	Supplemental Information Gain or Loss Amount	Additional Information
GOLDMAN SACHS GRP INC / 38141EA66 SENIOR NOTES CPN 6.000% DUE 06/15/20 DTD 06/03/10 FC 12/15/10 10/22/13	1,000.0000	10/27/10	1,158.33	1,103.70	54.63	SALE
GOOGLE INC CL A VOTING / 38259P508 08/26/13	1 0000	07/27/10	873.45	494.43	379.02	SALE
HOME DEPOT INC / 437076AP7 SENIOR NOTES CPN 5.400% DUE 03/01/16 DTD 03/24/06 FC 09/01/06 04/10/13	1,000.0000	12/28/10	1,132.04	1,115.56	16.48	SALE
ILLUMINA INC / 452327109 08/26/13	3 0000	10/18/10	241.13	146.80	94.33	SALE
INTEL CORP / 458140AJ9 SR UNSECURED CPN 3.300% DUE 10/01/21 DTD 09/19/11 FC 04/01/12 04/22/13	1,000.0000	10/18/11	1,061.50	1,031.43	30.07	SALE
INTERNATIONAL BUSINESS / 459200101 MACHINE CORP 01/28/13	1 0000	11/16/10	205.38	142.58	62.80	SALE
03/27/13	2 0000	11/16/10	423.22	285.14	138.08	SALE
INVESCO GLOBAL REAL / 00142C219 ESTATE Y 01/14/13	44 0000	09/16/10	522.28	440.88	81.40	SALE

2013 SUMMARY AMENDMENT

Amended Date: 5/09/14

THE ROBERT MCELDOWNEY JR
FAMILY FOUNDATION
124 EASTBURY
WILLIAMSBURG VA 23188-8908

Your Financial Advisor :
CHARLES FAIG / TRINA MITSCH
THOMAS CANNIZZO
OFFICE CENTER AT SHORT HILLS
51 JFK PARKWAY
4TH FLOOR
SHORT HILLS NJ 07078
(973) 467-4000

Account Number: 4005-3934


Year-End Account Summary

This information is NOT provided to the Internal Revenue Service, but is being provided to you for courtesy purposes.
Please consult with your Financial Advisor or Tax Advisor regarding specific questions.

continued

**LONG TERM GAINS OR LOSSES (Box 1c) FOR NONCOVERED SECURITIES (Box 6)
Proceeds from Broker and Barter Exchange Transactions for 2013**

8-Description / CUSIP 1a-Date of Sale or Exchange	1e-Quantity Sold	1b-Date of Acquisition	2a-Sales Price*	3-Cost or Other Basis	Supplemental Information Gain or Loss Amount	Additional Information
11/05/13	30.0000	09/16/10	364.20	300.60	63.60	SALE
JOHN DEERE CAPITAL CORP / 24422ERF8 MEDIUM TERM NOTES CPN 1 850% DUE 09/15/16 DTD 08/26/11 FC 03/15/12						
11/04/13	1,000 0000	08/24/11	1,026.03	999 47	26.56	SALE
KRAFT FOODS INC / 50075NBA1 SR UNSECURED CPN 5 375% DUE 02/10/20 DTD 02/08/10 FC 08/10/10						
04/19/13	1,000 0000	11/18/10	1,197 72	1,102 36	95 36	SALE
LAUDER ESTEE COS INC / 518439104 CL A						
01/28/13	1.0000	11/30/10	63.03	37.26	25.77	SALE
	2.0000	11/30/10	135.59	74.52	61.07	
	2.0000	12/09/10	135.59	77.84	57.75	
08/26/13	4.0000	Various	271.18	152.36	118.82	SALE
	2.0000	12/09/10	142.99	77.83	65.16	
	1.0000	12/10/10	71.50	38.90	32.60	
	3.0000	Various	214.49	116.73	97.76	SALE
10/31/13	3.0000	12/10/10	209.99	116.68	93.31	SALE
11/01/13	3.0000	12/10/10	422.36	239.18	183.18	SALE
11/05/13	6.0000	12/22/10	422.36	239.18	183.18	SALE
MAINSTAY FD HIGH YIELD / 56062X708 CORPORATE BD FD CL I						
01/14/13	84.0000	09/16/10	519.96	489.51	30.45	SALE
						TOTAL 2 LOTS
						TOTAL 2 LOTS



2013 SUMMARY AMENDMENT

Page 91 of 119

Amended Date: 5/09/14

Your Financial Advisor :

CHARLES FAIG / TRINA MITTSCH
 THOMAS CANNIZZO
 OFFICE CENTER AT SHORT HILLS
 51 JFK PARKWAY
 4TH FLOOR
 SHORT HILLS NJ 07078
 (973) 467-4000

THE ROBERT MCELDOWNEY JR
 FAMILY FOUNDATION
 124 EASTBURY
 WILLIAMSBURG VA 23188-8908

Account Number: 4005-3934

Year-End Account Summary

This information is NOT provided to the Internal Revenue Service, but is being provided to you for courtesy purposes. Please consult with your Financial Advisor or Tax Advisor regarding specific questions.

LONG TERM GAINS OR LOSSES (Box 1c) FOR NONCOVERED SECURITIES (Box 6) Proceeds from Broker and Barter Exchange Transactions for 2013

8-Description / CUSIP 1a-Date of Sale or Exchange	1e-Quantity Sold	1b-Date of Acquisition	2a-Sales Price*	3-Cost or Other Basis	Supplemental Information	
					Gain or Loss Amount	Additional Information
11/04/13	3,197.9700	Various	19,443.64	18,658.41	785.23	SALE
MARATHON OIL CORP / 565849AK2						
SR UNSECURED						
CALLABLE						
CPN 2.800% DUE 11/01/22						
11/04/13	1,000.0000	10/26/12	942.00	1,003.42	-61.42	SALE
MASTERCARD INC CL A / 57636Q104						
08/26/13	1.0000	09/16/10	621.83	211.19	410.64	SALE
11/13/13	1.0000	09/16/10	732.71	211.19	521.52	SALE
MCKESSON CORP / 58155QAC7						
SR UNSECURED						
CPN 3.250% DUE 03/01/16						
DTD 02/28/11 FC 09/01/11						
11/04/13	1,000.0000	02/24/11	1,049.58	1,003.81	45.77	SALE
MERRILL LYNCH & CO / 59018YJ69						
MEDIUM TERM NOTES						
CPN 6.400% DUE 08/28/17						
DTD 08/28/07 FC 02/28/08						
11/04/13	1,000.0000	09/20/10	1,159.98	1,078.62	81.36	SALE
					TOTAL 3 LOTS	

continued

2013 SUMMARY AMENDMENT

Page 92 of 119

Amended Date: 5/09/14

Your Financial Advisor :

CHARLES FAIG / TRINA MITTSCH
 THOMAS CANNIZZO
 OFFICE CENTER AT SHORT HILLS
 51 JFK PARKWAY
 4TH FLOOR
 SHORT HILLS NJ 07078
 (973) 467-4000

THE ROBERT MCELDOWNEY JR
 FAMILY FOUNDATION
 124 EASTBURY
 WILLIAMSBURG VA 23188-8908

Account Number: 4005-3934


Year-End Account Summary

This information is NOT provided to the Internal Revenue Service, but is being provided to you for courtesy purposes. Please consult with your Financial Advisor or Tax Advisor regarding specific questions.

LONG TERM GAINS OR LOSSES (Box 1c) FOR NONCOVERED SECURITIES (Box 6) Proceeds from Broker and Barter Exchange Transactions for 2013

continued

8-Description / CUSIP 1a-Date of Sale or Exchange	1e-Quantity Sold	1b-Date of Acquisition	2a-Sales Price*	3-Cost or Other Basis	Supplemental Information	
					Gain or Loss Amount	Additional Information
METLIFE INC / 59156RAP3 SUBORD FLTG RATE NOTES EXPECTED MTY 12/15/36 CPN 6 400% DUE 12/15/66 11/04/13	1,000.0000	09/21/11	1,043.05	920.32	122.73	SALE
MIDAMERICAN ENERGY HLDGS / 59562VAM9 BONDS CPN 6 125% DUE 04/01/36 DTD 10/01/06 FC 04/01/07 11/04/13	1,000.0000	11/18/10	1,123.50	1,097.06	26.44	SALE
MONSANTO CO NEW / 61166W101 01/08/13	2.0000	12/30/10	196.78	137.96	58.82	SALE
MORGAN STANLEY / 61748AAE6 SUB GLOBAL NOTES CPN 4 750% DUE 04/01/14 DTD 03/30/04 FC 10/01/04 02/21/13	1,000.0000	09/21/10	1,035.72	1,035.81	-0.09	SALE
NIKE INC CLASS B / 654106103 07/23/13	2.0000	06/12/08	126.58	67.29	59.29	SALE
07/25/13	3.0000	06/12/08	187.29	100.94	86.35	SALE
08/26/13	4.0000	06/12/08	257.02	134.58	122.44	SALE
PIMCO FDS PAC INVT / 722005667 MGMT SER-COMMODITY REAL RETURN STRAT FD INSTL CL 02/14/13	140.0000	09/16/10	933.80	1,114.41	-180.61	SALE



2013 SUMMARY AMENDMENT

Amended Date: 5/09/14

THE ROBERT MCELDOWNEY JR
FAMILY FOUNDATION
124 EASTBURY
WILLIAMSBURG VA 23188-8908

Your Financial Advisor:
CHARLES FAIG / TRINA MITSCH
THOMAS CANNIZZO
OFFICE CENTER AT SHORT HILLS
51 JFK PARKWAY
4TH FLOOR
SHORT HILLS NJ 07078
(973) 467-4000

Account Number: 4005-3934

Year-End Account Summary

This information is NOT provided to the Internal Revenue Service, but is being provided to you for courtesy purposes. Please consult with your Financial Advisor or Tax Advisor regarding specific questions.

continued

LONG TERM GAINS OR LOSSES (Box 1c) FOR NONCOVERED SECURITIES (Box 6) Proceeds from Broker and Barter Exchange Transactions for 2013

8-Description / CUSIP 1a-Date of Sale or Exchange	1e-Quantity Sold	1b-Date of Acquisition	2a-Sales Price*	3-Cost or Other Basis	Supplemental Information	
					Gain or Loss Amount	Additional Information
PRECISION CASTPARTS CORP / 740189105						
	1.0000	04/30/10	189.48	133.22	56.26	
	1.0000	05/06/10	189.49	124.07	65.42	
	1.0000	07/22/10	189.49	116.00	73.49	
03/07/13	3.0000	Various	568.46	373.29	195.17	SALE
	1.0000	07/22/10	190.64	115.99	74.65	
	1.0000	09/16/10	190.65	122.58	68.07	
03/08/13	2.0000	Various	381.29	238.57	142.72	SALE
03/27/13	1.0000	09/16/10	190.20	122.58	67.62	SALE
08/26/13	1.0000	09/16/10	218.26	122.58	95.68	SALE
QUALCOMM INC / 747525103						
01/28/13	1.0000	12/10/10	63.78	49.17	14.61	SALE
01/31/13	4.0000	12/10/10	266.25	196.65	69.60	SALE
RALPH LAUREN CORP / 751212101						
CLASS A						
07/23/13	3.0000	09/16/10	542.02	258.09	283.93	SALE
08/14/13	5.0000	09/16/10	883.97	430.15	453.82	SALE
08/26/13	1.0000	09/16/10	171.49	86.03	85.46	SALE
09/18/13	3.0000	11/29/10	506.18	322.53	183.65	SALE
RED HAT INC / 756577102						
01/28/13	2.0000	11/16/10	112.60	81.78	30.82	SALE
	1.0000	11/16/10	51.08	40.88	10.20	
	3.0000	11/17/10	153.27	123.00	30.27	
03/12/13	4.0000	Various	204.35	163.88	40.47	SALE
						TOTAL 2 LOTS

2013 SUMMARY AMENDMENT

Page 94 of 119

Amended Date: 5/09/14

Your Financial Advisor :
 CHARLES FAIG / TRINA MITSCH
 THOMAS CANNIZZO
 OFFICE CENTER AT SHORT HILLS
 51 JFK PARKWAY
 4TH FLOOR
 SHORT HILLS NJ 07078
 (973) 467-4000

THE ROBERT MCELDOWNEY JR
 FAMILY FOUNDATION
 124 EASTBURY
 WILLIAMSBURG VA 23188-8908

Account Number: 4005-3934


Year-End Account Summary

This information is NOT provided to the Internal Revenue Service, but is being provided to you for courtesy purposes. Please consult with your Financial Advisor or Tax Advisor regarding specific questions.

continued

LONG TERM GAINS OR LOSSES (Box 1c) FOR NONCOVERED SECURITIES (Box 6) Proceeds from Broker and Barter Exchange Transactions for 2013

8-Description / CUSIP 1a-Date of Sale or Exchange	1e-Quantity Sold	1b-Date of Acquisition	2a-Sales Price*	3-Cost or Other Basis	Supplemental Information Gain or Loss Amount	Additional Information
	1.0000	11/17/10	52.19	41.00	11.19	
08/26/13	4.0000	12/21/10	208.77	191.36	17.41	
09/24/13	5.0000	Various	260.96	232.36	28.60	SALE
	4.0000	12/21/10	187.66	191.43	-3.77	SALE
SALESFORCE COM / 79466L302						
01/08/13	1.0000	06/30/10	169.72	86.91	82.81	SALE
01/28/13	1.0000	07/01/10	177.13	84.88	92.25	SALE
02/08/13	1.0000	07/01/10	170.48	84.88	85.60	SALE
02/21/13	3.0000	09/16/10	507.50	350.81	156.69	SALE
04/30/13	7.0000	09/16/10	287.48	204.64	82.84	SALE
08/26/13	5.0000	09/16/10	218.73	146.17	72.56	SALE
11/18/13	10.0000	09/16/10	560.93	292.33	268.60	SALE
SHIRE PLC / 82481R106						
01/23/13	1.0000	11/29/10	99.71	71.00	28.71	SALE
STRATTON FDS INC / 863137105						
SMALL-CAP VALUE FD						
01/14/13	33.0000	09/16/10	1,887.27	1,368.84	518.43	SALE
08/26/13	179.0000	09/16/10	11,976.89	7,424.92	4,551.97	SALE
11/05/13	14.0000	09/16/10	1,005.48	580.72	424.76	SALE
					TOTAL 2 LOTS	



2013 SUMMARY AMENDMENT

Page 95 of 119

Amended Date: 5/09/14

Your Financial Advisor :
 CHARLES FAIG / TRINA MITSCH
 THOMAS CANNIZZO
 OFFICE CENTER AT SHORT HILLS
 51 JFK PARKWAY
 4TH FLOOR
 SHORT HILLS NJ 07078
 (973) 467-4000

THE ROBERT MCELDOWNNEY JR
 FAMILY FOUNDATION
 124 EASTBURY
 WILLIAMSBURG VA 23188-8908

Account Number: 4005-3934

Year-End Account Summary

This information is NOT provided to the Internal Revenue Service, but is being provided to you for courtesy purposes. Please consult with your Financial Advisor or Tax Advisor regarding specific questions.

LONG TERM GAINS OR LOSSES (Box 1c) FOR NONCOVERED SECURITIES (Box 6) Proceeds from Broker and Barter Exchange Transactions for 2013

continued

8-Description / CUSIP 1a-Date of Sale or Exchange	1e-Quantity Sold	1b-Date of Acquisition	2a-Sales Price*	3-Cost or Other Basis	Supplemental Information	
					Gain or Loss Amount	Additional Information
THERMO FISHER SCIENTIFIC / 883556BA9 SR UNSECURED CPN 2 250% DUE 08/15/16 DTD 08/16/11 FC 02/15/12 11/04/13	1,000 0000	08/23/11	1,025 00	1,005 63	19 37	SALE
U S TREASURY BOND / 912810PW2 CPN 4 375% DUE 02/15/38 DTD 02/15/08 FC 08/15/08 02/11/13	2,000 0000	08/10/11	2,488.13	2,310 47	177 66	SALE
UNITED TECHNOLOGIES CORP / 913017109 01/28/13	1.0000	06/12/08	89.82	68.58	21.24	SALE
08/26/13	2.0000	06/12/08	206.31	137.16	69.15	SALE
US BANCORP / 91159HHC7 MEDIUM TERM NOTES CPN 3.000% DUE 03/15/22 DTD 03/02/12 FC 09/15/12 08/07/13	1,000 0000	02/28/12	978 28	1,004 46	-26 18	SALE
US TREASURY NOTES WI / 912828RC6 CPN 2 125% DUE 08/15/21 DTD 08/15/11 FC 02/15/12 05/06/13	1,000.0000	11/02/11	1,051 21	1,007.54	43.67	SALE
05/29/13	2,000 0000	11/02/11	2,051 41	2,015 08	36 33	SALE
06/28/13	1,000 0000	11/02/11	993 16	1,007 54	-14 38	SALE
08/22/13	1,000 0000	11/02/11	968 05	1,007 54	-39 49	SALE
	8,000 0000	11/02/11	7,959 68	8,060 31	-100.63	

2013 SUMMARY AMENDMENT

Page 96 of 119

Amended Date: 5/09/14

Your Financial Advisor :
 CHARLES FAIG / TRINA MITSCH
 THOMAS CANNIZZO
 OFFICE CENTER AT SHORT HILLS
 51 JFK PARKWAY
 4TH FLOOR
 SHORT HILLS NJ 07078
 (973) 467-4000

THE ROBERT MCELLOWNEY JR
 FAMILY FOUNDATION
 124 EASTBURY
 WILLIAMSBURG VA 23188-8908

Account Number: 4005-3934

Year-End Account Summary

This information is NOT provided to the Internal Revenue Service, but is being provided to you for courtesy purposes. Please consult with your Financial Advisor or Tax Advisor regarding specific questions.

continued

LONG TERM GAINS OR LOSSES (Box 1c) FOR NONCOVERED SECURITIES (Box 6) Proceeds from Broker and Barter Exchange Transactions for 2013

8-Description / CUSIP 1a-Date of Sale or Exchange	1e-Quantity Sold	1b-Date of Acquisition	2a-Sales Price*	3-Cost or Other Basis	Supplemental Information	
					Gain or Loss Amount	Additional Information
	1,000.0000	12/29/11	994.96	1,021.29	-26.33	
	1,000.0000	07/19/12	994.96	1,065.04	-70.08	
	1,000.0000	10/11/12	994.96	1,050.16	-55.20	
	1,000.0000	10/31/12	994.96	1,049.69	-54.73	
11/04/13	12,000.0000	Various	11,939.52	12,246.49	-306.97	SALE
TOTAL 5 LOTS						
US TREASURY / 912828MY3 INFLATION INDEX NOTES CPN 0.500% DUE 04/15/15						
	1,000.0000	11/16/10	1,100.70	1,108.34	-7.64	Original Basis 1036.66
	1,000.0000	09/14/11	1,100.71	1,129.31	-28.60	Original Basis 1091.95
	2,000.0000	Various	2,201.41	2,237.65	-36.24	SALE
TOTAL 2 LOTS						
US TREASURY / 912828HN3 INFLATION INDEXED NOTES CPN 1.625% DUE 01/15/18 DTD 01/15/08 FC 07/15/08 11/04/13						
	2,000.0000	09/29/10	2,455.01	2,422.37	32.64	SALE
US TREASURY NOTES / 912810PV4 INDX INFLATION CPN 1.750% DUE 01/15/28 DTD 01/15/08 FC 07/15/08 11/04/13						
	1,000.0000	12/14/10	1,245.30	1,127.80	117.50	SALE
VERIZON COMMUNICATIONS / 92343VAV6 SR UNSECURED CPN 6.350% DUE 04/01/19 DTD 03/27/09 FC 10/01/09 04/22/13						
	1,000.0000	03/27/12	1,244.05	1,223.97	20.08	SALE



2013 SUMMARY AMENDMENT

Page 97 of 119

Amended Date: 5/09/14

Your Financial Advisor:
 CHARLES FAIG / TRINA MITSCH
 THOMAS CANNIZZO
 OFFICE CENTER AT SHORT HILLS
 51 JFK PARKWAY
 4TH FLOOR
 SHORT HILLS NJ 07078
 (973) 467-4000

THE ROBERT MCELDOWNEY JR
 FAMILY FOUNDATION
 124 EASTBURY
 WILLIAMSBURG VA 23188-8908

Account Number: 4005-3934

Year-End Account Summary

This information is NOT provided to the Internal Revenue Service, but is being provided to you for courtesy purposes. Please consult with your Financial Advisor or Tax Advisor regarding specific questions.

LONG TERM GAINS OR LOSSES (Box 1c) FOR NONCOVERED SECURITIES (Box 6) Proceeds from Broker and Barter Exchange Transactions for 2013

continued

8-Description / CUSIP 1a-Date of Sale or Exchange	1e-Quantity Sold	1b-Date of Acquisition	2a-Sales Price*	3-Cost or Other Basis	Supplemental Information		
					Gain or Loss Amount	Additional Information	
VERTEX PHARMACEUTICALS / 92532F100 INC	4.0000	09/16/10	184.11	147.24	36.87		
	5.0000	10/07/10	230.14	173.11	57.03		
	1.0000	11/29/10	46.03	33.54	12.49		
03/01/13	10.0000	Various	460.28	353.89	106.39	SALE	
VMWARE INC CLASS A / 928563402							
02/08/13	6.0000	09/16/10	472.98	509.08	-36.10	SALE	
02/11/13	5.0000	09/16/10	388.04	424.23	-36.19	SALE	
08/26/13	2.0000	09/16/10	174.74	169.69	5.05	SALE	
WHOLE FOODS MARKET INC / 966837106							
01/28/13	1.0000	09/16/10	96.57	36.22	60.35	SALE	
08/26/13	4.0000	09/16/10	211.29	72.44	138.85	SALE	
TOTAL LONG TERM GAINS OR LOSSES FOR NONCOVERED SECURITIES					276,748.17	239,044.19	37,703.98

*Box 2a Sales price less commissions and option premiums

Books in Care Of (8868 Page 1)

Name			
<input type="checkbox"/>	Person		
<input checked="" type="checkbox"/>	Business	FOUNDATION	
Address		Fax no	Telephone no.
124 EASTBURY			908-362-9225
City	State	Zip code	Foreign country
WILLIAMSBURG	VA	23188	

Application for Extension of Time To File an Exempt Organization Return

► File a separate application for each return.
Information about Form 8868 and its instructions is at www.irs.gov/form8868.

- If you are filing for an **Automatic 3-Month Extension**, complete only **Part I** and check this box
- If you are filing for an **Additional (Not Automatic) 3-Month Extension**, complete only **Part II** (on page 2 of this form)

Do not complete Part II unless you have already been granted an automatic 3-month extension on a previously filed Form 8868

Electronic filing (e-file). You can electronically file Form 8868 if you need a 3-month automatic extension of time to file (6 months for a corporation required to file Form 990-T), or an additional (not automatic) 3-month extension of time. You can electronically file Form 8868 to request an extension of time to file any of the forms listed in Part I or Part II with the exception of Form 8870, Information Return for Transfers Associated With Certain Personal Benefit Contracts, which must be sent to the IRS in paper format (see instructions). For more details on the electronic filing of this form, visit www.irs.gov/efile and click on *e-file for Charities & Nonprofits*

Part I Automatic 3-Month Extension of Time. Only submit original (no copies needed)

A corporation required to file Form 990-T and requesting an automatic 6-month extension—check this box and complete Part I only

All other corporations (including 1120-C filers), partnerships, REMICs, and trusts must use Form 7004 to request an extension of time to file income tax returns

		Enter filer's identifying number, see instructions	
Type or print File by the due date for filing your return. See instructions	Name of exempt organization or other filer, see instructions THE ROBERT McELDOWNEY JR FAMILY FOUNDATION	Employer identification number (EIN) or 22-1536568	
	Number, street, and room or suite no. If a PO box, see instructions 124 EASTBURY	Social security number (SSN)	
	City, town or post office, state, and ZIP code. For a foreign address, see instructions WILLIAMSBURG, VA 23188		

Enter the Return code for the return that this application is for (file a separate application for each return)

Application Is For	Return Code	Application Is For	Return Code
Form 990 or Form 990-EZ	01	Form 990-T (corporation)	07
Form 990-BL	02	Form 1041-A	08
Form 4720 (individual)	03	Form 4720 (other than individual)	09
Form 990-PF	04	Form 5227	10
Form 990-T (sec. 401(a) or 408(a) trust)	05	Form 6069	11
Form 990-T (trust other than above)	06	Form 8870	12

- The books are in the care of ► FOUNDATION

Telephone No ► 908-362-9225 Fax No ► _____

- If the organization does not have an office or place of business in the United States, check this box
- If this is for a Group Return, enter the organization's four digit Group Exemption Number (GEN) _____ If this is for the whole group, check this box If it is for part of the group, check this box and attach a list with the names and EINs of all members the extension is for

1 I request an automatic 3-month (6 months for a corporation required to file Form 990-T) extension of time until 8/15/2014, to file the exempt organization return for the organization named above. The extension is for the organization's return for
► calendar year 2013 or

► tax year beginning _____, and ending _____

2 If the tax year entered in line 1 is for less than 12 months, check reason. Initial return Final return
 Change in accounting period

3a If this application is for Forms 990-BL, 990-PF, 990-T, 4720, or 6069, enter the tentative tax, less any nonrefundable credits. See instructions.	3a	\$	0
b If this application is for Forms 990-PF, 990-T, 4720, or 6069, enter any refundable credits and estimated tax payments made. Include any prior year overpayment allowed as a credit.	3b	\$	0
c Balance due. Subtract line 3b from line 3a. Include your payment with this form, if required, by using EFTPS (Electronic Federal Tax Payment System). See instructions.	3c	\$	0

Caution. If you are going to make an electronic funds withdrawal (direct debit) with this Form 8868, see Form 8453-EO and Form 8879-EO for payment instructions