



See a Social Security Number? Say Something!
Report Privacy Problems to <https://public.resource.org/privacy>
Or call the IRS Identity Theft Hotline at 1-800-908-4490



Form

990-PF

Department of the Treasury
Internal Revenue Service

Return of Private Foundation

or Section 4947(a)(1) Trust Treated as Private Foundation

Do not enter Social Security numbers on this form as it may be made public. By law, the IRS cannot redact the information on the form.

Information about Form 990-PF and its instructions is at www.irs.gov/form990pf.

OMB No 1545-0052





2013

Open to Public Inspection



For calendar year 2013, or tax year beginning 01-01-2013 , and ending 12-31-2013

Name of foundation LUCILLE AND JOHN B DOUGHERTY TRUST % WELLS FARGO BANK NA		A Employer identification number 26-1444071	
Number and street (or P O box number if mail is not delivered to street address) PO DRAWER 913		B Telephone number (see instructions) (979) 776-3267	
City or town, state or province, country, and ZIP or foreign postal code BRYAN, TX 77805		C If exemption application is pending, check here <input type="checkbox"/>	
G Check all that apply <div><input type="checkbox"/> Initial return <input type="checkbox"/> Final return <input type="checkbox"/> Address change</div> <div><input type="checkbox"/> Initial return of a former public charity <input type="checkbox"/> Amended return <input type="checkbox"/> Name change</div>		D 1. Foreign organizations, check here <input type="checkbox"/> 2. Foreign organizations meeting the 85% test, check here and attach computation <input type="checkbox"/>	
H Check type of organization <input checked="" type="checkbox"/> Section 501(c)(3) exempt private foundation <input type="checkbox"/> Section 4947(a)(1) nonexempt charitable trust <input type="checkbox"/> Other taxable private foundation		E If private foundation status was terminated under section 507(b)(1)(A), check here <input type="checkbox"/>	
I Fair market value of all assets at end of year (from Part II, col. (c), line 16) \$ 5,682,902	J Accounting method <input type="checkbox"/> Cash <input checked="" type="checkbox"/> Accrual <input type="checkbox"/> Other (specify) _____ (Part I, column (d) must be on cash basis.)	F If the foundation is in a 60-month termination under section 507(b)(1)(B), check here <input type="checkbox"/>	

Part I Analysis of Revenue and Expenses (The total of amounts in columns (b), (c), and (d) may not necessarily equal the amounts in column (a) (see instructions))		(a) Revenue and expenses per books	(b) Net investment income	(c) Adjusted net income	(d) Disbursements for charitable purposes (cash basis only)
Revenue	1 Contributions, gifts, grants, etc , received (attach schedule)				
	2 Check <input checked="" type="checkbox"/> if the foundation is not required to attach Sch B				
	3 Interest on savings and temporary cash investments				
	4 Dividends and interest from securities.	124,217	103,917		
	5a Gross rents				
	b Net rental income or (loss) _____				
	6a Net gain or (loss) from sale of assets not on line 10	478,723			
	b Gross sales price for all assets on line 6a 4,133,252				
	7 Capital gain net income (from Part IV, line 2) . . .		478,723		
	8 Net short-term capital gain				
	9 Income modifications				
	10a Gross sales less returns and allowances				
	b Less Cost of goods sold				
	c Gross profit or (loss) (attach schedule)				
	11 Other income (attach schedule)	56,402	56,402		
	12 Total. Add lines 1 through 11	659,342	639,042		
Operating and Administrative Expenses	13 Compensation of officers, directors, trustees, etc	86,759	65,069		21,690
	14 Other employee salaries and wages				
	15 Pension plans, employee benefits				
	16a Legal fees (attach schedule)				
	b Accounting fees (attach schedule)	3,098	0		3,098
	c Other professional fees (attach schedule)				
	17 Interest				
	18 Taxes (attach schedule) (see instructions)	2,829	2,829		0
	19 Depreciation (attach schedule) and depletion . . .				
	20 Occupancy				
	21 Travel, conferences, and meetings				
	22 Printing and publications				
	23 Other expenses (attach schedule)	29	29		0
	24 Total operating and administrative expenses. Add lines 13 through 23	92,715	67,927		24,788
	25 Contributions, gifts, grants paid	248,500			248,500
	26 Total expenses and disbursements. Add lines 24 and 25	341,215	67,927		273,288
	27 Subtract line 26 from line 12				
	a Excess of revenue over expenses and disbursements	318,127			
	b Net investment income (if negative, enter -0-)		571,115		
	c Adjusted net income (if negative, enter -0-)				

Part II Balance Sheets		Attached schedules and amounts in the description column should be for end-of-year amounts only (See instructions)	Beginning of year	End of year	
			(a) Book Value	(b) Book Value	(c) Fair Market Value
Assets	1	Cash—non-interest-bearing			
	2	Savings and temporary cash investments	274,675	657,100	657,100
	3	Accounts receivable ▶ <u>3,080</u>			
		Less allowance for doubtful accounts ▶ _____	4,899	3,080	3,080
	4	Pledges receivable ▶ _____			
		Less allowance for doubtful accounts ▶ _____			
	5	Grants receivable			
	6	Receivables due from officers, directors, trustees, and other disqualified persons (attach schedule) (see instructions)			
	7	Other notes and loans receivable (attach schedule) ▶ _____			
		Less allowance for doubtful accounts ▶ _____			
	8	Inventories for sale or use			
	9	Prepaid expenses and deferred charges			
	10a	Investments—U S and state government obligations (attach schedule)	646,026 	665,847	657,401
	b	Investments—corporate stock (attach schedule)	1,361,018 	170,340	276,823
	c	Investments—corporate bonds (attach schedule).	1,471,721 	1,164,616	1,172,891
Liabilities	11	Investments—land, buildings, and equipment basis ▶ _____			
		Less accumulated depreciation (attach schedule) ▶ _____			
	12	Investments—mortgage loans			
	13	Investments—other (attach schedule)	1,097,519 	2,531,988	2,915,607
	14	Land, buildings, and equipment basis ▶ _____			
		Less accumulated depreciation (attach schedule) ▶ _____			
	15	Other assets (describe ▶ _____)			
	16	Total assets (to be completed by all filers—see the instructions Also, see page 1, item I)	4,855,858	5,192,971	5,682,902
	17	Accounts payable and accrued expenses			
	18	Grants payable			
	19	Deferred revenue			
	20	Loans from officers, directors, trustees, and other disqualified persons			
	21	Mortgages and other notes payable (attach schedule)			
	22	Other liabilities (describe ▶ _____)			
	23	Total liabilities (add lines 17 through 22)	0	0	
Net Assets or Fund Balances		Foundations that follow SFAS 117, check here ▶ <input type="checkbox"/>			
		and complete lines 24 through 26 and lines 30 and 31.			
	24	Unrestricted			
	25	Temporarily restricted			
	26	Permanently restricted			
		Foundations that do not follow SFAS 117, check here ▶ <input checked="" type="checkbox"/>			
		and complete lines 27 through 31.			
	27	Capital stock, trust principal, or current funds	4,855,858	5,192,971	
	28	Paid-in or capital surplus, or land, bldg , and equipment fund	0	0	
	29	Retained earnings, accumulated income, endowment, or other funds	0	0	
	30	Total net assets or fund balances (see page 17 of the instructions)	4,855,858	5,192,971	
	31	Total liabilities and net assets/fund balances (see page 17 of the instructions)	4,855,858	5,192,971	

Part III Analysis of Changes in Net Assets or Fund Balances

1	Total net assets or fund balances at beginning of year—Part II, column (a), line 30 (must agree with end-of-year figure reported on prior year’s return)	1	4,855,858
2	Enter amount from Part I, line 27a	2	318,127
3	Other increases not included in line 2 (itemize) ▶ 	3	22,325
4	Add lines 1, 2, and 3	4	5,196,310
5	Decreases not included in line 2 (itemize) ▶ 	5	3,339
6	Total net assets or fund balances at end of year (line 4 minus line 5)—Part II, column (b), line 30	6	5,192,971

Part IV Capital Gains and Losses for Tax on Investment Income

(a) List and describe the kind(s) of property sold (e g , real estate, 2-story brick warehouse, or common stock, 200 shs MLC Co)		(b) How acquired P—Purchase D—Donation	(c) Date acquired (mo , day, yr)	(d) Date sold (mo , day, yr)
1a	See Additional Data Table			
b				
c				
d				
e				

(e) Gross sales price	(f) Depreciation allowed (or allowable)	(g) Cost or other basis plus expense of sale	(h) Gain or (loss) (e) plus (f) minus (g)
a See Additional Data Table			
b			
c			
d			
e			

Complete only for assets showing gain in column (h) and owned by the foundation on 12/31/69			(l) Gains (Col (h) gain minus col (k), but not less than -0-) or Losses (from col (h))
(i) F M V as of 12/31/69	(j) Adjusted basis as of 12/31/69	(k) Excess of col (i) over col (j), if any	
a See Additional Data Table			
b			
c			
d			
e			

2	Capital gain net income or (net capital loss)	{ If gain, also enter in Part I, line 7 If (loss), enter -0- in Part I, line 7 }	2	478,723
3	Net short-term capital gain or (loss) as defined in sections 1222(5) and (6) If gain, also enter in Part I, line 8, column (c) (see instructions) If (loss), enter -0- in Part I, line 8		3	

Part V Qualification Under Section 4940(e) for Reduced Tax on Net Investment Income

(For optional use by domestic private foundations subject to the section 4940(a) tax on net investment income)

If section 4940(d)(2) applies, leave this part blank

Was the foundation liable for the section 4942 tax on the distributable amount of any year in the base period? ☐ Yes ☒ No

If "Yes," the foundation does not qualify under section 4940(e) Do not complete this part

1 Enter the appropriate amount in each column for each year, see page 18 of the instructions before making any entries

(a) Base period years Calendar year (or tax year beginning in)	(b) Adjusted qualifying distributions	(c) Net value of noncharitable-use assets	(d) Distribution ratio (col (b) divided by col (c))
2012	238,780	5,217,071	0 045769
2011	203,331	5,188,448	0 039189
2010	170,020	5,028,662	0 033810
2009	160,622	4,526,475	0 035485
2008	202,132	4,461,890	0 045302

2	Total of line 1, column (d).	2	0 199555
3	Average distribution ratio for the 5-year base period—divide the total on line 2 by 5, or by the number of years the foundation has been in existence if less than 5 years	3	0 039911
4	Enter the net value of noncharitable-use assets for 2013 from Part X, line 5.	4	5,699,834
5	Multiply line 4 by line 3.	5	227,486
6	Enter 1% of net investment income (1% of Part I, line 27b).	6	5,711
7	Add lines 5 and 6.	7	233,197
8	Enter qualifying distributions from Part XII, line 4. If line 8 is equal to or greater than line 7, check the box in Part VI, line 1b, and complete that part using a 1% tax rate See the Part VI instructions	8	273,288

Part VI

Excise Tax Based on Investment Income (Section 4940(a), 4940(b), 4940(e), or 4948—see page 18 of the instructions)

1a Exempt operating foundations described in section 4940(d)(2), check here <input type="checkbox"/> and enter "N/A" on line 1			
Date of ruling or determination letter _____ (attach copy of letter if necessary—see instructions)			
b Domestic foundations that meet the section 4940(e) requirements in Part V, check here <input checked="" type="checkbox"/> and enter 1% of Part I, line 27b		1	5,711
c All other domestic foundations enter 2% of line 27b. Exempt foreign organizations enter 4% of Part I, line 12, col. (b)			
2 Tax under section 511 (domestic section 4947(a)(1) trusts and taxable foundations only. Others enter -0-)		2	0
3 Add lines 1 and 2.		3	5,711
4 Subtitle A (income) tax (domestic section 4947(a)(1) trusts and taxable foundations only. Others enter -0-)		4	0
5 Tax based on investment income. Subtract line 4 from line 3. If zero or less, enter -0-		5	5,711
6 Credits/Payments			
a 2013 estimated tax payments and 2012 overpayment credited to 2013	6a	1,800	
b Exempt foreign organizations—tax withheld at source	6b		
c Tax paid with application for extension of time to file (Form 8868)	6c	5,000	
d Backup withholding erroneously withheld	6d		
7 Total credits and payments. Add lines 6a through 6d.		7	6,800
8 Enter any penalty for underpayment of estimated tax. Check here <input type="checkbox"/> if Form 2220 is attached.		8	7
9 Tax due. If the total of lines 5 and 8 is more than line 7, enter amount owed <input type="checkbox"/>		9	
10 Overpayment. If line 7 is more than the total of lines 5 and 8, enter the amount overpaid . . . <input type="checkbox"/>		10	1,082
11 Enter the amount of line 10 to be Credited to 2014 estimated tax <input type="checkbox"/> 1,082 Refunded <input type="checkbox"/>		11	0

Part VII-A

Statements Regarding Activities

1a During the tax year, did the foundation attempt to influence any national, state, or local legislation or did it participate or intervene in any political campaign?	1a	Yes	No
b Did it spend more than \$100 during the year (either directly or indirectly) for political purposes (see page 19 of the instructions for definition)? <i>If the answer is "Yes" to 1a or 1b, attach a detailed description of the activities and copies of any materials published or distributed by the foundation in connection with the activities.</i>	1b		No
c Did the foundation file Form 1120-POL for this year?.	1c		No
d Enter the amount (if any) of tax on political expenditures (section 4955) imposed during the year: (1) On the foundation <input type="checkbox"/> \$ 0 (2) On foundation managers <input type="checkbox"/> \$ 0			
e Enter the reimbursement (if any) paid by the foundation during the year for political expenditure tax imposed on foundation managers <input type="checkbox"/> \$ 0			
2 Has the foundation engaged in any activities that have not previously been reported to the IRS? <i>If "Yes," attach a detailed description of the activities.</i>	2		No
3 Has the foundation made any changes, not previously reported to the IRS, in its governing instrument, articles of incorporation, or bylaws, or other similar instruments? <i>If "Yes," attach a conformed copy of the changes</i>	3		No
4a Did the foundation have unrelated business gross income of \$1,000 or more during the year?.	4a		No
b If "Yes," has it filed a tax return on Form 990-T for this year?.	4b		
5 Was there a liquidation, termination, dissolution, or substantial contraction during the year? <i>If "Yes," attach the statement required by General Instruction T.</i>	5		No
6 Are the requirements of section 508(e) (relating to sections 4941 through 4945) satisfied either: • By language in the governing instrument, or • By state legislation that effectively amends the governing instrument so that no mandatory directions that conflict with the state law remain in the governing instrument?	6		No
7 Did the foundation have at least \$5,000 in assets at any time during the year? <i>If "Yes," complete Part II, col. (c), and Part XV.</i>	7	Yes	
8a Enter the states to which the foundation reports or with which it is registered (see instructions) <input type="checkbox"/> TX			
b If the answer is "Yes" to line 7, has the foundation furnished a copy of Form 990-PF to the Attorney General (or designate) of each state as required by General Instruction G? <i>If "No," attach explanation.</i>	8b	Yes	
9 Is the foundation claiming status as a private operating foundation within the meaning of section 4942(j)(3) or 4942(j)(5) for calendar year 2013 or the taxable year beginning in 2013 (see instructions for Part XIV)? <i>If "Yes," complete Part XIV</i>	9		No
10 Did any persons become substantial contributors during the tax year? <i>If "Yes," attach a schedule listing their names and addresses.</i>	10		No

Part VII-A

Statements Regarding Activities *(continued)*

11	At any time during the year, did the foundation, directly or indirectly, own a controlled entity within the meaning of section 512(b)(13)? If "Yes," attach schedule (see instructions).	11		No
12	Did the foundation make a distribution to a donor advised fund over which the foundation or a disqualified person had advisory privileges? If "Yes," attach statement (see instructions)	12		No
13	Did the foundation comply with the public inspection requirements for its annual returns and exemption application?	13	Yes	
Website address ▶N/A				
14	The books are in care of ▶WELLS FARGO BANK NA Telephone no ▶(979) 776-3267 Located at ▶PO DRAWER 913 BRYAN TX ZIP +4 ▶77805			
15	Section 4947(a)(1) nonexempt charitable trusts filing Form 990-PF in lieu of Form 1041 —Check here ▶ <input type="checkbox"/> and enter the amount of tax-exempt interest received or accrued during the year ▶	15		
16	At any time during calendar year 2013, did the foundation have an interest in or a signature or other authority over a bank, securities, or other financial account in a foreign country?	16	Yes	No
See instructions for exceptions and filing requirements for Form TD F 90-22.1 If "Yes", enter the name of the foreign country ▶				

Part VII-B

Statements Regarding Activities for Which Form 4720 May Be Required

File Form 4720 if any item is checked in the "Yes" column, unless an exception applies.			Yes	No
1a	During the year did the foundation (either directly or indirectly) (1) Engage in the sale or exchange, or leasing of property with a disqualified person? <input type="checkbox"/> Yes <input checked="" type="checkbox"/> No (2) Borrow money from, lend money to, or otherwise extend credit to (or accept it from) a disqualified person?. <input type="checkbox"/> Yes <input checked="" type="checkbox"/> No (3) Furnish goods, services, or facilities to (or accept them from) a disqualified person? <input type="checkbox"/> Yes <input checked="" type="checkbox"/> No (4) Pay compensation to, or pay or reimburse the expenses of, a disqualified person? <input type="checkbox"/> Yes <input checked="" type="checkbox"/> No (5) Transfer any income or assets to a disqualified person (or make any of either available for the benefit or use of a disqualified person)?. <input type="checkbox"/> Yes <input checked="" type="checkbox"/> No (6) Agree to pay money or property to a government official? (Exception. Check "No" if the foundation agreed to make a grant to or to employ the official for a period after termination of government service, if terminating within 90 days). <input type="checkbox"/> Yes <input checked="" type="checkbox"/> No			
b	If any answer is "Yes" to 1a(1)–(6), did any of the acts fail to qualify under the exceptions described in Regulations section 53.4941(d)-3 or in a current notice regarding disaster assistance (see page 20 of the instructions)?. . . Organizations relying on a current notice regarding disaster assistance check here. ▶ <input type="checkbox"/>	1b		
c	Did the foundation engage in a prior year in any of the acts described in 1a, other than excepted acts, that were not corrected before the first day of the tax year beginning in 2013?.	1c		No
2	Taxes on failure to distribute income (section 4942) (does not apply for years the foundation was a private operating foundation defined in section 4942(j)(3) or 4942(j)(5))			
a	At the end of tax year 2013, did the foundation have any undistributed income (lines 6d and 6e, Part XIII) for tax year(s) beginning before 2013?. <input type="checkbox"/> Yes <input checked="" type="checkbox"/> No If "Yes," list the years ▶ 20____, 20____, 20____, 20____			
b	Are there any years listed in 2a for which the foundation is not applying the provisions of section 4942(a)(2) (relating to incorrect valuation of assets) to the year's undistributed income? (If applying section 4942(a)(2) to all years listed, answer "No" and attach statement—see instructions).	2b		
c	If the provisions of section 4942(a)(2) are being applied to any of the years listed in 2a, list the years here ▶ 20____, 20____, 20____, 20____			
3a	Did the foundation hold more than a 2% direct or indirect interest in any business enterprise at any time during the year?. <input type="checkbox"/> Yes <input checked="" type="checkbox"/> No			
b	If "Yes," did it have excess business holdings in 2013 as a result of (1) any purchase by the foundation or disqualified persons after May 26, 1969, (2) the lapse of the 5-year period (or longer period approved by the Commissioner under section 4943(c)(7)) to dispose of holdings acquired by gift or bequest, or (3) the lapse of the 10-, 15-, or 20-year first phase holding period? (<i>Use Schedule C, Form 4720, to determine if the foundation had excess business holdings in 2013.</i>).	3b		
4a	Did the foundation invest during the year any amount in a manner that would jeopardize its charitable purposes?	4a		No
b	Did the foundation make any investment in a prior year (but after December 31, 1969) that could jeopardize its charitable purpose that had not been removed from jeopardy before the first day of the tax year beginning in 2013?	4b		No

Part VII-B

Statements Regarding Activities for Which Form 4720 May Be Required (continued)

5a During the year did the foundation pay or incur any amount to				
(1) Carry on propaganda, or otherwise attempt to influence legislation (section 4945(e))?		<input type="checkbox"/> Yes	<input checked="" type="checkbox"/> No	
(2) Influence the outcome of any specific public election (see section 4955), or to carry on, directly or indirectly, any voter registration drive?		<input type="checkbox"/> Yes	<input checked="" type="checkbox"/> No	
(3) Provide a grant to an individual for travel, study, or other similar purposes?		<input type="checkbox"/> Yes	<input checked="" type="checkbox"/> No	
(4) Provide a grant to an organization other than a charitable, etc , organization described in section 509(a)(1), (2), or (3), or section 4940(d)(2)? (see instructions).		<input type="checkbox"/> Yes	<input checked="" type="checkbox"/> No	
(5) Provide for any purpose other than religious, charitable, scientific, literary, or educational purposes, or for the prevention of cruelty to children or animals?		<input type="checkbox"/> Yes	<input checked="" type="checkbox"/> No	
b If any answer is "Yes" to 5a(1)–(5), did any of the transactions fail to qualify under the exceptions described in Regulations section 53.4945 or in a current notice regarding disaster assistance (see instructions)?		5b		
Organizations relying on a current notice regarding disaster assistance check here.				
c If the answer is "Yes" to question 5a(4), does the foundation claim exemption from the tax because it maintained expenditure responsibility for the grant?		<input type="checkbox"/> Yes	<input type="checkbox"/> No	
If "Yes," attach the statement required by Regulations section 53.4945–5(d).				
6a Did the foundation, during the year, receive any funds, directly or indirectly, to pay premiums on a personal benefit contract?		<input type="checkbox"/> Yes	<input checked="" type="checkbox"/> No	
b Did the foundation, during the year, pay premiums, directly or indirectly, on a personal benefit contract?		6b		No
If "Yes" to 6b, file Form 8870.				
7a At any time during the tax year, was the foundation a party to a prohibited tax shelter transaction?		<input type="checkbox"/> Yes	<input checked="" type="checkbox"/> No	
b If yes, did the foundation receive any proceeds or have any net income attributable to the transaction?		7b		

Part VIII

Information About Officers, Directors, Trustees, Foundation Managers, Highly Paid Employees, and Contractors

1 List all officers, directors, trustees, foundation managers and their compensation (see instructions).				
(a) Name and address	(b) Title, and average hours per week devoted to position	(c) Compensation (If not paid, enter -0-)	(d) Contributions to employee benefit plans and deferred compensation	(e) Expense account, other allowances
WILLIAM S THORNTON	TRUSTEE	12,000	0	0
3740 COPPERFIELD DR SUITE 102 BRYAN, TX 77802	1 00			
WELLS FARGO BANK NA	TRUSTEE	74,759	0	0
3000 BRIARCREST DR STE 200 BRYAN, TX 77802	5 00			
2 Compensation of five highest-paid employees (other than those included on line 1—see instructions). If none, enter "NONE."				
(a) Name and address of each employee paid more than \$50,000	(b) Title, and average hours per week devoted to position	(c) Compensation	(d) Contributions to employee benefit plans and deferred compensation	(e) Expense account, other allowances
NONE				
Total number of other employees paid over \$50,000.				0

Part VIII

Information About Officers, Directors, Trustees, Foundation Managers, Highly Paid Employees, and Contractors (continued)

3 Five highest-paid independent contractors for professional services (see instructions). If none, enter "NONE".		
(a) Name and address of each person paid more than \$50,000	(b) Type of service	(c) Compensation
NONE		
Total number of others receiving over \$50,000 for professional services.		0

Part IX-A

Summary of Direct Charitable Activities

List the foundation's four largest direct charitable activities during the tax year. Include relevant statistical information such as the number of organizations and other beneficiaries served, conferences convened, research papers produced, etc	Expenses
1	
2	
3	
4	

Part IX-B

Summary of Program-Related Investments (see instructions)

Describe the two largest program-related investments made by the foundation during the tax year on lines 1 and 2	Amount
1	
2	
All other program-related investments. See page 24 of the instructions	
3	
Total. Add lines 1 through 3	0

Part X

Minimum Investment Return (All domestic foundations must complete this part. Foreign foundations, see instructions.)

1	Fair market value of assets not used (or held for use) directly in carrying out charitable, etc , purposes		
a	Average monthly fair market value of securities.	1a	5,518,524
b	Average of monthly cash balances.	1b	268,110
c	Fair market value of all other assets (see instructions).	1c	0
d	Total (add lines 1a, b, and c).	1d	5,786,634
e	Reduction claimed for blockage or other factors reported on lines 1a and 1c (attach detailed explanation).	1e	0
2	Acquisition indebtedness applicable to line 1 assets.	2	0
3	Subtract line 2 from line 1d.	3	5,786,634
4	Cash deemed held for charitable activities Enter 1 1/2% of line 3 (for greater amount, see instructions).	4	86,800
5	Net value of noncharitable-use assets. Subtract line 4 from line 3 Enter here and on Part V, line 4	5	5,699,834
6	Minimum investment return. Enter 5% of line 5.	6	284,992

Part XI

Distributable Amount (see instructions) (Section 4942(j)(3) and (j)(5) private operating foundations and certain foreign organizations check here ☐ and do not complete this part.)

1	Minimum investment return from Part X, line 6.	1	284,992
2a	Tax on investment income for 2013 from Part VI, line 5.	2a	5,711
b	Income tax for 2013 (This does not include the tax from Part VI).	2b	
c	Add lines 2a and 2b.	2c	5,711
3	Distributable amount before adjustments Subtract line 2c from line 1.	3	279,281
4	Recoveries of amounts treated as qualifying distributions.	4	0
5	Add lines 3 and 4.	5	279,281
6	Deduction from distributable amount (see instructions).	6	0
7	Distributable amount as adjusted Subtract line 6 from line 5 Enter here and on Part XIII, line 1.	7	279,281

Part XII

Qualifying Distributions (see instructions)

1	Amounts paid (including administrative expenses) to accomplish charitable, etc , purposes		
a	Expenses, contributions, gifts, etc —total from Part I, column (d), line 26.	1a	273,288
b	Program-related investments—total from Part IX-B.	1b	0
2	Amounts paid to acquire assets used (or held for use) directly in carrying out charitable, etc , purposes.	2	
3	Amounts set aside for specific charitable projects that satisfy the		
a	Suitability test (prior IRS approval required).	3a	
b	Cash distribution test (attach the required schedule).	3b	
4	Qualifying distributions. Add lines 1a through 3b Enter here and on Part V, line 8, and Part XIII, line 4	4	273,288
5	Foundations that qualify under section 4940(e) for the reduced rate of tax on net investment income Enter 1% of Part I, line 27b (see instructions).	5	5,711
6	Adjusted qualifying distributions. Subtract line 5 from line 4.	6	267,577
Note: The amount on line 6 will be used in Part V, column (b), in subsequent years when calculating whether the foundation qualifies for the section 4940(e) reduction of tax in those years			

Part XIII

Undistributed Income (see instructions)

	(a) Corpus	(b) Years prior to 2012	(c) 2012	(d) 2013
1 Distributable amount for 2013 from Part XI, line 7				279,281
2 Undistributed income, if any, as of the end of 2013				
a Enter amount for 2012 only.			233,400	
b Total for prior years 20__, 20__, 20__		0		
3 Excess distributions carryover, if any, to 2013				
a From 2008.				
b From 2009.				
c From 2010.				
d From 2011.				
e From 2012.				
f Total of lines 3a through e.	0			
4 Qualifying distributions for 2013 from Part XII, line 4 ▶ \$ 273,288				
a Applied to 2012, but not more than line 2a			233,400	
b Applied to undistributed income of prior years (Election required—see instructions).		0		
c Treated as distributions out of corpus (Election required—see instructions).	0			
d Applied to 2013 distributable amount.				39,888
e Remaining amount distributed out of corpus	0			
5 Excess distributions carryover applied to 2013 (If an amount appears in column (d), the same amount must be shown in column (a).)	0			0
6 Enter the net total of each column as indicated below:				
a Corpus Add lines 3f, 4c, and 4e Subtract line 5	0			
b Prior years' undistributed income Subtract line 4b from line 2b.		0		
c Enter the amount of prior years' undistributed income for which a notice of deficiency has been issued, or on which the section 4942(a) tax has been previously assessed.		0		
d Subtract line 6c from line 6b Taxable amount—see instructions		0		
e Undistributed income for 2012 Subtract line 4a from line 2a Taxable amount—see instructions			0	
f Undistributed income for 2013 Subtract lines 4d and 5 from line 1 This amount must be distributed in 2014				239,393
7 Amounts treated as distributions out of corpus to satisfy requirements imposed by section 170(b)(1)(F) or 4942(g)(3) (see instructions).	0			
8 Excess distributions carryover from 2008 not applied on line 5 or line 7 (see instructions). . . .	0			
9 Excess distributions carryover to 2014. Subtract lines 7 and 8 from line 6a	0			
10 Analysis of line 9				
a Excess from 2009. . . .				
b Excess from 2010. . . .				
c Excess from 2011. . . .				
d Excess from 2012. . . .				
e Excess from 2013. . . .				

Part XIVPrivate Operating Foundations (see instructions and Part VII-A, question 9)

1a

If the foundation has received a ruling or determination letter that it is a private operating foundation, and the ruling is effective for 2013, enter the date of the ruling.

b

Check box to indicate whether the organization is a private operating foundation described in section 4942(j)(3) or 4942(j)(5)

☐ 4942(j)(3) or ☐ 4942(j)(5)

2a	Enter the lesser of the adjusted net income from Part I or the minimum investment return from Part X for each year listed.	Tax year	Prior 3 years			(e) Total
		(a) 2013	(b) 2012	(c) 2011	(d) 2010	
b	85% of line 2a					
c	Qualifying distributions from Part XII, line 4 for each year listed.					
d	Amounts included in line 2c not used directly for active conduct of exempt activities.					
e	Qualifying distributions made directly for active conduct of exempt activities. Subtract line 2d from line 2c.					
3	Complete 3a, b, or c for the alternative test relied upon					
a	"Assets" alternative test—enter					
	(1) Value of all assets					
	(2) Value of assets qualifying under section 4942(j)(3)(B)(i)					
b	"Endowment" alternative test— enter 2/3 of minimum investment return shown in Part X, line 6 for each year listed.					
c	"Support" alternative test—enter					
	(1) Total support other than gross investment income (interest, dividends, rents, payments on securities loans (section 512(a)(5)), or royalties).					
	(2) Support from general public and 5 or more exempt organizations as provided in section 4942(j)(3)(B)(iii).					
	(3) Largest amount of support from an exempt organization					
	(4) Gross investment income					

Part XVSupplementary Information (Complete this part only if the organization had \$5,000 or more in assets at any time during the year—see instructions.)

1

Information Regarding Foundation Managers:

a

List any managers of the foundation who have contributed more than 2% of the total contributions received by the foundation before the close of any tax year (but only if they have contributed more than \$5,000) (See section 507(d)(2))

b

List any managers of the foundation who own 10% or more of the stock of a corporation (or an equally large portion of the ownership of a partnership or other entity) of which the foundation has a 10% or greater interest

2

Information Regarding Contribution, Grant, Gift, Loan, Scholarship, etc., Programs:

Check here ☐ if the foundation only makes contributions to preselected charitable organizations and does not accept unsolicited requests for funds. If the foundation makes gifts, grants, etc. (see instructions) to individuals or organizations under other conditions, complete items 2a, b, c, and d.

a

The name, address, and telephone number or e-mail address of the person to whom applications should be addressed

WELLS FARGO BANK TRUST DEPARTMENT
PO DRAWER 913
BRYAN, TX 77805
(979) 776-3267

b

The form in which applications should be submitted and information and materials they should include

ORGANIZATIONS ARE TO SUBMIT REQUESTS ON BANK TRUST DEPARTMENT'S GRANT APPLICATION AVAILABLE AT <https://www.wellsfargo.com/privatefoundationgrants/dougherty>

c

Any submission deadlines

JULY 31

d

Any restrictions or limitations on awards, such as by geographical areas, charitable fields, kinds of institutions, or other factors

AS PROVIDED FOR IN THE WILL, THE FOLLOWING ARE TO RECEIVE AT LEAST 10 PERCENT OF THE ANNUAL NET INCOME
FIRST UNITED METHODIST CHURCH, BRYAN, TX, METHODIST RETIREMENT SERVICES, INC, THE WOODLANDS, TX, BRAZOS VALLEY REHABILITATION CENTER, BRYAN, TX, COLLEGE OF SCIENCE, TEXAS A&M UNIVERSITY, COLLEGE STATION, TX
THE REMAINING CONTRIBUTIONS ARE RESTRICTED TO CHARITABLE ORGANIZATIONS IN THE BRAZOS COUNTY, TX AREA

Part XV

Supplementary Information (continued)

3 Grants and Contributions Paid During the Year or Approved for Future Payment

Recipient	If recipient is an individual, show any relationship to any foundation manager or substantial contributor	Foundation status of recipient	Purpose of grant or contribution	Amount
Name and address (home or business)				
a Paid during the year See Additional Data Table				
Total			3a	248,500
b Approved for future payment				
Total			3b	0

Enter gross amounts unless otherwise indicated

Part XVI-B Relationship of Activities to the Accomplishment of Exempt Purposes

Form **990-PF** (2013)

Form 990PF Part IV - Capital Gains and Losses for Tax on Investment Income - Columns a - d

(a) List and describe the kind(s) of property sold (e g , real estate, 2-story brick warehouse, or common stock, 200 shs MLC Co)	(b) How acquired P—Purchase D—Donation	(c) Date acquired (mo , day, yr)	(d) Date sold (mo , day, yr)
AFLAC		2008-02-26	2013-02-05
AFLAC		2008-02-26	2013-03-08
AFLAC		2008-02-26	2013-04-12
AFLAC		2008-02-26	2013-05-30
AFLAC		2011-03-08	2013-05-30
AFLAC		2011-03-08	2013-07-02
AFLAC		2011-03-08	2013-08-07
AFLAC		2011-03-08	2013-10-22
AFFILIATED MANAGERS GROUP INC		2011-03-08	2013-02-05
AFFILIATED MANAGERS GROUP INC		2011-03-08	2013-03-08
AFFILIATED MANAGERS GROUP INC		2011-03-08	2013-04-12
AFFILIATED MANAGERS GROUP INC		2011-03-08	2013-05-30
AFFILIATED MANAGERS GROUP INC		2011-03-08	2013-07-02
AFFILIATED MANAGERS GROUP INC		2011-03-08	2013-08-07
AFFILIATED MANAGERS GROUP INC		2011-03-08	2013-10-22
AMERICAN EXPRESS CRE 2 80%		2013-08-22	2013-12-13
ANHEUSER BUSCH INBEV		2011-12-01	2013-02-05
ANHEUSER BUSCH INBEV		2011-12-01	2013-03-08
ANHEUSER BUSCH INBEV		2011-09-02	2013-04-12
ANHEUSER BUSCH INBEV		2011-09-02	2013-05-30
ANHEUSER BUSCH INBEV		2011-09-02	2013-07-02
ANHEUSER BUSCH INBEV		2011-09-02	2013-08-07
ANHEUSER BUSCH INBEV		2011-09-02	2013-10-22
APACHE CORPORATION		2009-10-13	2013-02-05
APACHE CORPORATION		2009-10-13	2013-03-08
APACHE CORPORATION		2009-10-13	2013-04-12
APACHE CORPORATION		2009-10-13	2013-05-30
APACHE CORPORATION		2009-10-13	2013-07-02
APACHE CORPORATION		2012-08-30	2013-08-07
APACHE CORPORATION		2012-08-30	2013-10-22

Form 990PF Part IV - Capital Gains and Losses for Tax on Investment Income - Columns a - d

(a) List and describe the kind(s) of property sold (e g , real estate, 2-story brick warehouse, or common stock, 200 shs MLC Co)	(b) How acquired P—Purchase D—Donation	(c) Date acquired (mo , day, yr)	(d) Date sold (mo , day, yr)
APPLE COMPUTER		2013-01-29	2013-02-05
APPLE COMPUTER		2008-10-22	2013-03-08
APPLE COMPUTER		2013-01-29	2013-03-08
APPLE COMPUTER		2008-10-22	2013-04-12
APPLE COMPUTER		2008-10-22	2013-05-30
APPLE COMPUTER		2008-10-22	2013-07-02
APPLE COMPUTER		2008-10-22	2013-08-07
APPLE COMPUTER		2008-10-22	2013-10-22
ASTRAZENECA PLC 5 40%		2008-10-27	2013-02-20
IPATH DOW JONES-UBS COMMODITY INDEX		2010-10-28	2013-02-05
IPATH DOW JONES-UBS COMMODITY INDEX		2010-10-28	2013-03-08
IPATH DOW JONES-UBS COMMODITY INDEX		2010-10-28	2013-04-12
IPATH DOW JONES-UBS COMMODITY INDEX		2010-10-28	2013-05-30
IPATH DOW JONES-UBS COMMODITY INDEX		2010-06-18	2013-07-02
IPATH DOW JONES-UBS COMMODITY INDEX		2010-06-18	2013-08-07
IPATH DOW JONES-UBS COMMODITY INDEX		2008-11-24	2013-08-07
IPATH DOW JONES-UBS COMMODITY INDEX		2008-11-24	2013-10-22
BEAR STEARNS CO 4 65%		2010-08-24	2013-12-13
BERSHIRE HATHAWAY		2012-08-30	2013-02-05
BERSHIRE HATHAWAY		2012-08-30	2013-03-08
BERSHIRE HATHAWAY		2012-08-30	2013-04-12
BERSHIRE HATHAWAY		2011-07-11	2013-04-12
BERSHIRE HATHAWAY		2011-08-12	2013-05-30
BERSHIRE HATHAWAY		2011-07-11	2013-05-30
BERSHIRE HATHAWAY		2011-08-12	2013-07-02
BERSHIRE HATHAWAY		2006-11-16	2013-07-02
BERSHIRE HATHAWAY		2006-11-16	2013-08-07
BERSHIRE HATHAWAY		2006-11-16	2013-10-22
BHP BILLITON LIMITED		2011-04-13	2013-02-05
BHP BILLITON LIMITED		2011-04-13	2013-03-08

Form 990PF Part IV - Capital Gains and Losses for Tax on Investment Income - Columns a - d

(a) List and describe the kind(s) of property sold (e g , real estate, 2-story brick warehouse, or common stock, 200 shs MLC Co)	(b) How acquired P—Purchase D—Donation	(c) Date acquired (mo , day, yr)	(d) Date sold (mo , day, yr)
BHP BILLITON LIMITED		2011-04-13	2013-04-12
BHP BILLITON LIMITED		2011-03-08	2013-05-30
BHP BILLITON LIMITED		2011-04-13	2013-05-30
BHP BILLITON LIMITED		2011-03-08	2013-07-02
BHP BILLITON LIMITED		2011-03-08	2013-08-07
BHP BILLITON LIMITED		2010-12-20	2013-10-22
BHP BILLITON LIMITED		2011-03-08	2013-10-22
BOEING		2011-03-18	2013-02-05
BOEING		2011-03-18	2013-03-08
BOEING		2011-03-18	2013-04-12
BOEING		2011-03-18	2013-05-30
BOEING		2011-03-18	2013-07-02
BOEING		2011-03-18	2013-08-07
BOEING		2011-03-18	2013-10-22
CME GROUP		2012-08-30	2013-02-05
CME GROUP		2012-08-16	2013-03-08
CME GROUP		2012-08-30	2013-03-08
CME GROUP		2012-08-16	2013-04-12
CME GROUP		2012-08-16	2013-05-30
CME GROUP		2012-08-16	2013-07-02
CME GROUP		2012-08-16	2013-08-07
CME GROUP		2012-08-16	2013-10-22
CVS/CAREMARK		2006-01-16	2013-02-05
CVS/CAREMARK		2006-11-16	2013-03-08
CVS/CAREMARK		2006-11-16	2013-04-12
CVS/CAREMARK		2006-11-16	2013-05-30
CVS/CAREMARK		2006-11-16	2013-07-02
CVS/CAREMARK		2006-11-16	2013-08-07
CVS/CAREMARK		2006-11-16	2013-10-22
CAPITAL ONE FINANCIAL CORP		2011-03-08	2013-02-05

Form 990PF Part IV - Capital Gains and Losses for Tax on Investment Income - Columns a - d

(a) List and describe the kind(s) of property sold (e g , real estate, 2-story brick warehouse, or common stock, 200 shs MLC Co)	(b) How acquired P—Purchase D—Donation	(c) Date acquired (mo , day, yr)	(d) Date sold (mo , day, yr)
CAPITAL ONE FINANCIAL CORP		2011-03-08	2013-03-08
CAPITAL ONE FINANCIAL CORP		2011-03-08	2013-04-12
CAPITAL ONE FINANCIAL CORP		2011-03-08	2013-05-30
CAPITAL ONE FINANCIAL CORP		2011-03-08	2013-07-02
CAPITAL ONE FINANCIAL CORP		2011-03-08	2013-08-07
CAPITAL ONE FINANCIAL CORP		2011-03-08	2013-10-22
CELANESE CORP		2011-06-13	2013-02-05
CELANESE CORP		2011-06-13	2013-03-08
CELANESE CORP		2011-06-13	2013-04-12
CELANESE CORP		2011-06-13	2013-05-30
CELANESE CORP		2011-06-13	2013-07-02
CELANESE CORP		2011-06-13	2013-08-07
CELANESE CORP		2011-09-28	2013-10-22
CELANESE CORP		2011-06-13	2013-10-22
CHEVRON		2012-08-30	2013-02-05
CHEVRON		2012-08-30	2013-03-08
CHEVRON		2006-11-16	2013-03-08
CHEVRON		2006-11-16	2013-04-12
CHEVRON		2006-11-16	2013-05-30
CHEVRON		2006-11-16	2013-07-02
CHEVRON		2006-11-16	2013-08-07
CHEVRON		2006-11-16	2013-10-22
CISCO SYSTEMS		2006-11-16	2013-02-05
CISCO SYSTEMS		2006-11-16	2013-03-08
CISCO SYSTEMS		2006-11-16	2013-04-12
CISCO SYSTEMS		2006-11-16	2013-05-30
CISCO SYSTEMS		2012-08-30	2013-07-02
CISCO SYSTEMS		2006-11-16	2013-07-02
CISCO SYSTEMS		2012-08-30	2013-08-07
CISCO SYSTEMS		2011-07-11	2013-10-22

Form 990PF Part IV - Capital Gains and Losses for Tax on Investment Income - Columns a - d

(a) List and describe the kind(s) of property sold (e g , real estate, 2-story brick warehouse, or common stock, 200 shs MLC Co)	(b) How acquired P—Purchase D—Donation	(c) Date acquired (mo , day, yr)	(d) Date sold (mo , day, yr)
CISCO SYSTEMS		2012-08-30	2013-10-22
CISCO SYSTEMS		2011-06-29	2013-10-22
COACH INC		2013-01-02	2013-03-08
COACH INC		2013-01-09	2013-04-12
COACH INC		2013-01-09	2013-05-30
COACH INC		2013-01-09	2013-07-02
COACH INC		2013-01-09	2013-08-07
COACH INC		2013-01-29	2013-10-22
COACH INC		2013-01-09	2013-10-22
COMCAST CORP		2011-03-08	2013-02-05
COMCAST CORP		2011-03-08	2013-03-08
COMCAST CORP		2011-03-08	2013-04-12
COMCAST CORP		2011-03-08	2013-05-30
COMCAST CORP		2011-03-08	2013-07-02
COMCAST CORP		2011-03-08	2013-08-07
COMCAST CORP		2011-03-08	2013-10-22
DIAGEO PLC		2011-03-08	2013-02-05
DIAGEO PLC		2011-03-08	2013-03-08
DIAGEO PLC		2011-03-08	2013-04-12
DIAGEO PLC		2011-03-08	2013-05-30
DIAGEO PLC		2011-03-08	2013-07-02
DIAGEO PLC		2011-03-08	2013-08-07
DIAGEO PLC		2011-03-08	2013-10-22
DIAMOND HILL LONG-SHORT FD		2010-10-29	2013-02-05
DIAMOND HILL LONG-SHORT FD		2010-06-21	2013-03-08
DIAMOND HILL LONG-SHORT FD		2010-10-29	2013-03-08
DIAMOND HILL LONG-SHORT FD		2010-06-21	2013-04-12
DIAMOND HILL LONG-SHORT FD		2010-06-29	2013-05-30
DIAMOND HILL LONG-SHORT FD		2010-06-21	2013-05-30
DIAMOND HILL LONG-SHORT FD		2010-06-29	2013-07-02

Form 990PF Part IV - Capital Gains and Losses for Tax on Investment Income - Columns a - d

(a) List and describe the kind(s) of property sold (e g , real estate, 2-story brick warehouse, or common stock, 200 shs MLC Co)	(b) How acquired P—Purchase D—Donation	(c) Date acquired (mo , day, yr)	(d) Date sold (mo , day, yr)
DIAMOND HILL LONG-SHORT FD		2010-06-29	2013-08-07
DIAMOND HILL LONG-SHORT FD		2010-06-29	2013-10-22
WALT DISNEY		2011-03-08	2013-02-05
WALT DISNEY		2011-03-08	2013-03-08
WALT DISNEY		2011-03-08	2013-04-12
WALT DISNEY		2011-03-08	2013-05-30
WALT DISNEY		2011-03-08	2013-07-02
WALT DISNEY		2011-03-08	2013-08-07
WALT DISNEY		2011-03-08	2013-10-22
DREYFUS EMG MKT DEBT LOC		2013-04-16	2013-10-22
E M C CORP		2011-03-08	2013-02-05
E M C CORP		2011-03-08	2013-03-08
E M C CORP		2011-03-08	2013-04-12
E M C CORP		2011-03-08	2013-05-30
E M C CORP		2011-03-08	2013-07-02
E M C CORP		2011-03-08	2013-08-07
E M C CORP		2011-03-08	2013-10-22
FED FARM CREDIT BK 4 75%		2008-10-22	2013-08-21
FED FARM CREDIT BK 4 75%		2008-10-22	2013-08-21
FED FARM CREDIT BK 5 05%		2009-02-03	2013-08-21
FED HOME LN BK 4 75%		2008-10-23	2013-09-30
FED NATL MTG ASSN 4 375%		2008-10-23	2013-03-15
GATEWAY FUND		2013-04-16	2013-07-02
GATEWAY FUND		2010-10-29	2013-07-02
GATEWAY FUND		2013-06-03	2013-07-02
GATEWAY FUND		2013-03-12	2013-07-02
GATEWAY FUND		2013-02-07	2013-07-02
GATEWAY FUND		2010-06-29	2013-08-07
GATEWAY FUND		2010-10-29	2013-08-07
GATEWAY FUND		2010-06-29	2013-10-22

Form 990PF Part IV - Capital Gains and Losses for Tax on Investment Income - Columns a - d

(a) List and describe the kind(s) of property sold (e g , real estate, 2-story brick warehouse, or common stock, 200 shs MLC Co)	(b) How acquired P—Purchase D—Donation	(c) Date acquired (mo , day, yr)	(d) Date sold (mo , day, yr)
GILEAD SCIENCES		2011-12-08	2013-02-05
GILEAD SCIENCES		2011-12-08	2013-03-08
GILEAD SCIENCES		2011-12-08	2013-04-12
GILEAD SCIENCES		2011-12-08	2013-05-30
GILEAD SCIENCES		2011-12-08	2013-07-02
GILEAD SCIENCES		2011-12-08	2013-08-07
GILEAD SCIENCES		2011-12-08	2013-10-22
GOLDMAN SACHS GROUP		2006-11-16	2013-02-05
GOLDMAN SACHS GROUP		2006-11-16	2013-03-08
GOLDMAN SACHS GROUP		2006-11-16	2013-04-12
GOLDMAN SACHS GROUP		2006-11-16	2013-05-30
GOLDMAN SACHS GROUP		2006-11-16	2013-07-02
GOLDMAN SACHS GROUP		2006-11-16	2013-08-07
GOLDMAN SACHS GROUP		2011-04-13	2013-08-07
GOLDMAN SACHS GROUP		2011-04-13	2013-10-22
GOOGLE INC		2012-08-30	2013-03-08
GOOGLE INC		2012-08-30	2013-04-12
GOOGLE INC		2012-08-30	2013-05-30
GOOGLE INC		2012-08-30	2013-07-02
GOOGLE INC		2012-08-30	2013-08-07
GOOGLE INC		2012-08-30	2013-10-22
HEWLETT PACKARD 5 40%		2009-02-12	2013-05-07
HUSSMAN STRATEGIC GROWTH FUND		2010-06-29	2013-02-05
HUSSMAN STRATEGIC GROWTH FUND		2010-06-29	2013-03-08
HUSSMAN STRATEGIC GROWTH FUND		2010-06-29	2013-04-12
HUSSMAN STRATEGIC GROWTH FUND		2010-06-21	2013-05-30
HUSSMAN STRATEGIC GROWTH FUND		2010-06-29	2013-05-30
HUSSMAN STRATEGIC GROWTH FUND		2010-06-21	2013-07-02
HUSSMAN STRATEGIC GROWTH FUND		2010-06-21	2013-08-07
HUSSMAN STRATEGIC GROWTH FUND		2010-06-21	2013-10-22

Form 990PF Part IV - Capital Gains and Losses for Tax on Investment Income - Columns a - d

(a) List and describe the kind(s) of property sold (e g , real estate, 2-story brick warehouse, or common stock, 200 shs MLC Co)	(b) How acquired P—Purchase D—Donation	(c) Date acquired (mo , day, yr)	(d) Date sold (mo , day, yr)
HUSSMAN STRATEGIC GROWTH FUND		2010-10-29	2013-10-22
INTEL CORP		2006-11-16	2013-02-05
INTEL CORP		2006-11-16	2013-03-08
INTEL CORP		2006-11-16	2013-04-12
INTEL CORP		2006-11-16	2013-05-30
INTEL CORP		2006-11-16	2013-07-02
INTEL CORP		2006-11-16	2013-08-07
INTEL CORP		2006-11-16	2013-10-22
IBM CORP 6 50%		2008-10-27	2013-10-15
ISHARES S&P 500 INDEX FUND		2013-05-30	2013-07-02
ISHARES MSCI EAFE		2010-01-12	2013-02-05
ISHARES MSCI EAFE		2010-01-12	2013-03-08
ISHARES MSCI EAFE		2010-01-12	2013-04-12
ISHARES MSCI EAFE		2010-01-12	2013-05-30
ISHARES MSCI EAFE		2010-01-12	2013-07-02
ISHARES MSCI EAFE		2010-01-12	2013-08-07
ISHARES MSCI EAFE		2010-01-12	2013-10-22
ISHARES TR SMALLCAP 600 INDEX FD		2006-11-16	2013-02-05
ISHARES TR SMALLCAP 600 INDEX FD		2006-11-16	2013-03-08
ISHARES TR SMALLCAP 600 INDEX FD		2006-11-16	2013-04-12
ISHARES TR SMALLCAP 600 INDEX FD		2006-11-16	2013-05-30
ISHARES TR SMALLCAP 600 INDEX FD		2006-11-16	2013-07-02
ISHARES TR SMALLCAP 600 INDEX FD		2006-11-16	2013-08-07
ISHARES TR SMALLCAP 600 INDEX FD		2006-11-16	2013-10-22
JPMORGAN CHASE		2006-11-16	2013-02-05
JPMORGAN CHASE		2006-11-16	2013-03-08
JPMORGAN CHASE		2006-11-16	2013-04-12
JPMORGAN CHASE		2006-11-16	2013-05-30
JPMORGAN CHASE		2006-11-16	2013-07-02
JPMORGAN CHASE		2006-11-16	2013-08-07

Form 990PF Part IV - Capital Gains and Losses for Tax on Investment Income - Columns a - d

(a) List and describe the kind(s) of property sold (e g , real estate, 2-story brick warehouse, or common stock, 200 shs MLC Co)	(b) How acquired P—Purchase D—Donation	(c) Date acquired (mo , day, yr)	(d) Date sold (mo , day, yr)
JPMORGAN CHASE		2011-10-12	2013-10-22
JPMORGAN CHASE		2011-03-08	2013-10-22
JPMORGAN CHASE		2006-11-16	2013-10-22
JAY SCHS BLDG CORP 4 00%		2006-11-16	2013-12-16
JOHNSON CONTROLS		2011-06-27	2013-03-08
JOHNSON CONTROLS		2011-07-11	2013-03-08
JOHNSON CONTROLS		2011-06-27	2013-04-12
JOHNSON CONTROLS		2011-03-17	2013-04-12
JOHNSON CONTROLS		2011-03-17	2013-05-30
JOHNSON CONTROLS		2011-03-17	2013-07-02
JOHNSON CONTROLS		2011-03-17	2013-08-07
JOHNSON CONTROLS		2013-01-22	2013-08-07
JOHNSON CONTROLS		2012-08-30	2013-10-22
LLYODS TSB BANK		2011-03-02	2013-06-27
MCKESSON CORP		2012-11-07	2013-02-05
MCKESSON CORP		2012-11-07	2013-03-08
MCKESSON CORP		2012-11-07	2013-04-12
MCKESSON CORP		2012-11-07	2013-05-30
MCKESSON CORP		2012-11-07	2013-07-02
MCKESSON CORP		2012-11-07	2013-08-07
MCKESSON CORP		2012-11-07	2013-10-22
METLIFE INC 2 375%		2010-08-24	2013-06-27
MICROSOFT CORP		2006-11-16	2013-02-05
MICROSOFT CORP		2006-11-16	2013-03-08
MICROSOFT CORP		2006-11-16	2013-04-12
MICROSOFT CORP		2006-11-16	2013-05-30
MICROSOFT CORP		2006-11-16	2013-07-02
MICROSOFT CORP		2006-11-16	2013-08-07
MICROSOFT CORP		2006-11-16	2013-10-22
MONSTER BEVERAGE		2013-01-22	2013-02-05

Form 990PF Part IV - Capital Gains and Losses for Tax on Investment Income - Columns a - d

(a) List and describe the kind(s) of property sold (e g , real estate, 2-story brick warehouse, or common stock, 200 shs MLC Co)	(b) How acquired P—Purchase D—Donation	(c) Date acquired (mo , day, yr)	(d) Date sold (mo , day, yr)
MONSTER BEVERAGE		2013-01-22	2013-03-08
MONSTER BEVERAGE		2013-01-22	2013-04-12
MONSTER BEVERAGE		2012-11-15	2013-05-30
MONSTER BEVERAGE		2013-01-22	2013-05-30
MONSTER BEVERAGE		2012-11-15	2013-07-02
MONSTER BEVERAGE		2012-11-15	2013-08-07
MONSTER BEVERAGE		2012-11-15	2013-10-22
NESTLE S A		2010-12-20	2013-02-05
NESTLE S A		2011-03-08	2013-03-08
NESTLE S A		2010-12-20	2013-03-08
NESTLE S A		2011-03-08	2013-04-12
NESTLE S A		2011-03-08	2013-05-30
NESTLE S A		2011-03-08	2013-07-02
NESTLE S A		2011-03-08	2013-08-07
NESTLE S A		2011-03-08	2013-10-22
NORTHROP GRUUMAN 1 85%		2012-12-11	2013-06-27
NOVARTIS AG		2011-03-08	2013-01-29
NUVEEN INT DURATION BD FD		2013-02-07	2013-10-22
NUVEEN HIGH YIELD MUNI BD		2013-02-07	2013-10-22
ORACLE CORP		2011-03-08	2013-02-05
ORACLE CORP		2010-06-18	2013-03-08
ORACLE CORP		2011-03-08	2013-03-08
ORACLE CORP		2010-06-18	2013-04-12
ORACLE CORP		2010-06-18	2013-05-30
ORACLE CORP		2010-06-18	2013-07-02
ORACLE CORP		2010-06-18	2013-08-07
ORACLE CORP		2010-06-18	2013-10-22
PIERCE CNTY WASH 4 00%		2006-11-16	2013-12-16
ROYAL BANK OF CANADA 2 625%		2012-02-21	2013-12-13
SPDR S&P MIDCAP 400 ETF TRUST		2006-11-16	2013-02-05

Form 990PF Part IV - Capital Gains and Losses for Tax on Investment Income - Columns a - d

(a) List and describe the kind(s) of property sold (e g , real estate, 2-story brick warehouse, or common stock, 200 shs MLC Co)	(b) How acquired P—Purchase D—Donation	(c) Date acquired (mo , day, yr)	(d) Date sold (mo , day, yr)
SPDR S&P MIDCAP 400 ETF TRUST		2006-11-16	2013-03-08
SPDR S&P MIDCAP 400 ETF TRUST		2006-11-16	2013-04-12
SPDR S&P MIDCAP 400 ETF TRUST		2010-01-12	2013-05-30
SPDR S&P MIDCAP 400 ETF TRUST		2006-11-16	2013-05-30
SPDR S&P MIDCAP 400 ETF TRUST		2010-01-12	2013-07-02
SPDR S&P MIDCAP 400 ETF TRUST		2010-01-12	2013-08-07
SPDR S&P MIDCAP 400 ETF TRUST		2010-01-12	2013-10-22
SPDR S&P MIDCAP 400 ETF TRUST		2008-10-22	2013-10-22
SCHLUMBERGER LTD		2012-08-30	2013-02-05
SCHLUMBERGER LTD		2012-08-30	2013-03-08
SCHLUMBERGER LTD		2012-08-30	2013-04-12
SCHLUMBERGER LTD		2012-08-30	2013-05-30
SCHLUMBERGER LTD		2008-10-22	2013-05-30
SCHLUMBERGER LTD		2008-10-22	2013-07-02
SCHLUMBERGER LTD		2008-10-22	2013-08-07
SCHLUMBERGER LTD		2008-10-22	2013-10-22
CONSUMER STAPLES SECTOR SPDR		2006-11-16	2013-02-05
CONSUMER STAPLES SECTOR SPDR		2006-11-16	2013-03-08
CONSUMER STAPLES SECTOR SPDR		2006-11-16	2013-04-12
CONSUMER STAPLES SECTOR SPDR		2006-11-16	2013-05-30
CONSUMER STAPLES SECTOR SPDR		2006-11-16	2013-07-02
CONSUMER STAPLES SECTOR SPDR		2006-11-16	2013-08-07
CONSUMER STAPLES SECTOR SPDR		2006-11-16	2013-10-22
AMEX INDUSTRIAL SPDR		2006-11-16	2013-02-05
AMEX INDUSTRIAL SPDR		2006-11-16	2013-03-08
AMEX INDUSTRIAL SPDR		2006-11-16	2013-04-12
AMEX INDUSTRIAL SPDR		2006-11-16	2013-05-30
AMEX INDUSTRIAL SPDR		2006-11-16	2013-07-02
AMEX INDUSTRIAL SPDR		2006-11-16	2013-08-07
AMEX INDUSTRIAL SPDR		2006-11-16	2013-10-22

Form 990PF Part IV - Capital Gains and Losses for Tax on Investment Income - Columns a - d

(a) List and describe the kind(s) of property sold (e g , real estate, 2-story brick warehouse, or common stock, 200 shs MLC Co)	(b) How acquired P—Purchase D—Donation	(c) Date acquired (mo , day, yr)	(d) Date sold (mo , day, yr)
TJX COS		2011-06-29	2013-02-05
TJX COS		2011-06-29	2013-03-08
TJX COS		2011-06-29	2013-04-12
TJX COS		2011-06-29	2013-05-30
TJX COS		2011-06-29	2013-07-02
TJX COS		2011-06-29	2013-08-07
TJX COS		2011-06-29	2013-10-22
TARGET CORP		2006-11-16	2013-02-05
TARGET CORP		2006-11-16	2013-03-08
TARGET CORP		2006-11-16	2013-04-12
TARGET CORP		2006-11-16	2013-05-30
TARGET CORP		2006-11-16	2013-07-02
TARGET CORP		2006-11-16	2013-08-07
TARGET CORP		2011-03-08	2013-10-22
TARGET CORP		2006-11-16	2013-10-22
TARGET CORP		2011-06-29	2013-10-22
TEVA PHARMACEUTICAL INDUSTRIES		2010-10-04	2013-02-05
TEVA PHARMACEUTICAL INDUSTRIES		2010-10-04	2013-03-08
TEVA PHARMACEUTICAL INDUSTRIES		2010-06-18	2013-03-08
TEVA PHARMACEUTICAL INDUSTRIES		2009-10-22	2013-04-12
TEVA PHARMACEUTICAL INDUSTRIES		2009-10-22	2013-05-30
TEVA PHARMACEUTICAL INDUSTRIES		2009-10-22	2013-07-02
TEVA PHARMACEUTICAL INDUSTRIES		2011-03-08	2013-07-02
TEVA PHARMACEUTICAL INDUSTRIES		2011-03-08	2013-08-07
TEVA PHARMACEUTICAL INDUSTRIES		2011-03-08	2013-10-18
TEVA PHARMACEUTICAL INDUSTRIES		2011-04-13	2013-10-18
THERMO FISHER SCIENTIFIC		2008-02-26	2013-02-05
THERMO FISHER SCIENTIFIC		2008-02-26	2013-03-08
THERMO FISHER SCIENTIFIC		2008-02-26	2013-04-12
THERMO FISHER SCIENTIFIC		2008-02-26	2013-05-30

Form 990PF Part IV - Capital Gains and Losses for Tax on Investment Income - Columns a - d

(a) List and describe the kind(s) of property sold (e g , real estate, 2-story brick warehouse, or common stock, 200 shs MLC Co)	(b) How acquired P—Purchase D—Donation	(c) Date acquired (mo , day, yr)	(d) Date sold (mo , day, yr)
THERMO FISHER SCIENTIFIC		2008-02-26	2013-07-02
THERMO FISHER SCIENTIFIC		2011-04-13	2013-08-07
THERMO FISHER SCIENTIFIC		2008-02-26	2013-08-07
THERMO FISHER SCIENTIFIC		2011-04-13	2013-10-22
THERMO FISHER SCIENTIFIC 3 25%		2012-12-11	2013-12-13
3M CO		2011-03-08	2013-02-05
3M CO		2011-03-08	2013-03-08
3M CO		2011-03-08	2013-04-12
3M CO		2011-03-08	2013-05-30
3M CO		2011-03-08	2013-07-02
3M CO		2011-03-08	2013-08-07
3M CO		2010-12-20	2013-10-22
3M CO		2011-03-08	2013-10-22
TOTAL FINA ELF S A		2012-08-30	2013-02-05
TOTAL FINA ELF S A		2012-08-30	2013-03-08
TOTAL FINA ELF S A		2012-08-30	2013-04-12
TOTAL FINA ELF S A		2012-08-30	2013-05-30
TOTAL FINA ELF S A		2012-08-30	2013-07-02
TOTAL FINA ELF S A		2012-08-30	2013-08-07
TOTAL FINA ELF S A		2012-08-30	2013-10-22
US BANCORP		2011-03-08	2013-02-05
US BANCORP		2011-03-08	2013-03-08
US BANCORP		2011-03-08	2013-04-12
US BANCORP		2011-03-08	2013-05-30
US BANCORP		2011-03-08	2013-07-02
US BANCORP		2011-03-08	2013-08-07
US BANCORP		2011-03-08	2013-10-22
UNION PACIFIC CORP		2011-03-08	2013-02-05
UNION PACIFIC CORP		2011-03-08	2013-03-08
UNION PACIFIC CORP		2010-06-18	2013-04-12

Form 990PF Part IV - Capital Gains and Losses for Tax on Investment Income - Columns a - d

(a) List and describe the kind(s) of property sold (e g , real estate, 2-story brick warehouse, or common stock, 200 shs MLC Co)	(b) How acquired P—Purchase D—Donation	(c) Date acquired (mo , day, yr)	(d) Date sold (mo , day, yr)
UNION PACIFIC CORP		2011-03-08	2013-04-12
UNION PACIFIC CORP		2010-06-18	2013-05-30
UNION PACIFIC CORP		2010-06-18	2013-07-02
UNION PACIFIC CORP		2010-06-18	2013-08-07
UNION PACIFIC CORP		2010-06-18	2013-10-22
UNITED PARCEL SERVICE		2011-08-12	2013-02-05
UNITED PARCEL SERVICE		2011-08-12	2013-03-08
UNITED PARCEL SERVICE		2011-08-12	2013-04-12
UNITED PARCEL SERVICE		2011-08-12	2013-05-30
UNITED PARCEL SERVICE		2011-08-12	2013-07-02
UNITED PARCEL SERVICE		2011-08-12	2013-08-07
UNITED PARCEL SERVICE		2011-08-12	2013-10-22
UNITEDHEALTH GROUP		2011-03-08	2013-02-05
UNITEDHEALTH GROUP		2011-03-08	2013-03-08
UNITEDHEALTH GROUP		2011-03-08	2013-04-12
UNITEDHEALTH GROUP		2011-03-08	2013-05-30
UNITEDHEALTH GROUP		2011-03-08	2013-07-02
UNITEDHEALTH GROUP		2011-03-08	2013-08-07
UNITEDHEALTH GROUP		2010-06-18	2013-08-07
UNITEDHEALTH GROUP		2010-06-18	2013-10-22
VANGUARD REIT VIPER		2010-10-28	2013-02-05
VANGUARD REIT VIPER		2010-10-28	2013-03-08
VANGUARD REIT VIPER		2010-10-28	2013-04-12
VANGUARD REIT VIPER		2010-10-28	2013-05-30
VANGUARD REIT VIPER		2010-10-28	2013-07-02
VANGUARD REIT VIPER		2010-10-28	2013-08-07
VODAFONE GROUP PLC		2011-03-08	2013-01-09
WELLPOINT INC		2012-01-21	2013-12-13
WF ADV ULTRA SH-TRM MUNI INC		2012-12-26	2013-02-05
WF ADV ULTRA SH-TRM MUNI INC		2012-12-26	2013-03-08

Form 990PF Part IV - Capital Gains and Losses for Tax on Investment Income - Columns a - d

(a) List and describe the kind(s) of property sold (e g , real estate, 2-story brick warehouse, or common stock, 200 shs MLC Co)	(b) How acquired P—Purchase D—Donation	(c) Date acquired (mo , day, yr)	(d) Date sold (mo , day, yr)
WF ADV ULTRA SH-TRM MUNI INC		2012-12-26	2013-04-12
WF ADV ULTRA SH-TRM MUNI INC		2012-12-26	2013-05-30
WF ADV ULTRA SH-TRM MUNI INC		2012-12-26	2013-07-02
WF ADV ULTRA SH-TRM MUNI INC		2012-12-26	2013-08-07
WF ADV ULTRA SH-TRM MUNI INC		2012-12-26	2013-10-22
WELLS FARGO ADV S/T MUNI INS		2013-02-07	2013-10-22
WELLS FARGO ADV INTM T/F INS		2013-02-07	2013-10-22
EATON CORP		2012-12-03	2013-02-05
EATON CORP		2012-12-03	2013-03-08
EATON CORP		2012-12-03	2013-04-12
EATON CORP		2012-12-03	2013-05-30
EATON CORP		2012-12-03	2013-07-02
EATON CORP		2012-12-06	2013-07-02
EATON CORP		2012-12-06	2013-08-07
EATON CORP		2012-12-06	2013-10-22
Capital Gains Dividends	P		

Form 990PF Part IV - Capital Gains and Losses for Tax on Investment Income - Columns e - h

(e) Gross sales price	(f) Depreciation allowed (or allowable)	(g) Cost or other basis plus expense of sale	(h) Gain or (loss) (e) plus (f) minus (g)
2,776		3,331	-555
2,640		3,331	-691
2,622		3,396	-774
2,400		2,755	-355
502		517	-15
3,047		3,043	4
3,181		2,986	195
7,611		6,603	1,008
4,047		2,995	1,052
4,655		3,316	1,339
4,806		3,316	1,490
5,115		3,316	1,799
4,744		3,102	1,642
5,254		3,102	2,152
12,783		6,103	6,680
52,381		52,225	156
3,169		2,154	1,015
3,469		2,154	1,315
3,597		2,111	1,486
3,403		1,960	1,443
3,225		1,960	1,265
3,459		1,906	1,553
8,293		4,357	3,936
3,070		3,510	-440
2,730		3,510	-780
2,731		3,510	-779
3,020		3,510	-490
2,997		3,510	-513
2,873		2,985	-112
7,170		6,822	348

Form 990PF Part IV - Capital Gains and Losses for Tax on Investment Income - Columns e - h

(e) Gross sales price	(f) Depreciation allowed (or allowable)	(g) Cost or other basis plus expense of sale	(h) Gain or (loss) (e) plus (f) minus (g)
5,953		5,962	-9
4,749		1,031	3,718
863		917	-54
5,643		1,218	4,425
5,347		1,125	4,222
5,330		1,218	4,112
6,046		1,218	4,828
15,036		2,718	12,318
53,173		48,892	4,281
9,734		10,208	-474
9,318		10,253	-935
9,167		10,297	-1,130
8,776		9,973	-1,197
7,265		7,626	-361
1,596		1,703	-107
5,476		5,678	-202
16,040		16,057	-17
54,921		52,293	2,628
4,600		3,959	641
4,866		3,959	907
3,301		2,611	690
1,703		1,208	495
1,929		1,215	714
3,291		2,189	1,102
4,964		3,146	1,818
338		185	153
5,368		2,831	2,537
12,328		6,461	5,867
2,104		2,695	-591
1,985		2,695	-710

Form 990PF Part IV - Capital Gains and Losses for Tax on Investment Income - Columns e - h

(e) Gross sales price	(f) Depreciation allowed (or allowable)	(g) Cost or other basis plus expense of sale	(h) Gain or (loss) (e) plus (f) minus (g)
1,881		2,695	-814
464		661	-197
1,260		1,896	-636
1,571		2,550	-979
1,635		2,456	-821
3,189		3,918	-729
1,087		1,417	-330
2,277		2,074	203
2,507		2,143	364
2,651		2,074	577
2,973		2,074	899
3,194		2,143	1,051
3,175		2,074	1,101
8,314		4,701	3,613
3,004		2,781	223
435		375	60
2,736		2,400	336
3,154		2,789	365
3,378		2,682	696
3,845		2,735	1,110
3,651		2,735	916
8,919		6,168	2,751
2,982		1,714	1,268
3,010		1,714	1,296
3,399		1,743	1,656
3,446		1,714	1,732
3,389		1,743	1,646
3,423		1,714	1,709
7,927		3,812	4,115
2,626		2,265	361

Form 990PF Part IV - Capital Gains and Losses for Tax on Investment Income - Columns e - h

(e) Gross sales price	(f) Depreciation allowed (or allowable)	(g) Cost or other basis plus expense of sale	(h) Gain or (loss) (e) plus (f) minus (g)
2,489		2,265	224
2,564		2,314	250
2,776		2,215	561
2,924		2,265	659
3,005		2,166	839
7,241		5,022	2,219
2,118		2,094	24
2,087		2,047	40
2,013		2,094	-81
2,184		2,047	137
2,043		2,094	-51
2,070		2,001	69
2,088		1,351	737
3,712		2,978	734
4,290		4,120	170
2,717		2,561	156
1,654		980	674
4,456		2,590	1,866
4,635		2,590	2,045
4,405		2,590	1,815
5,299		3,010	2,289
11,684		6,790	4,894
4,053		5,189	-1,136
4,169		5,162	-993
4,176		5,216	-1,040
4,607		5,162	-555
1,913		1,503	410
2,736		3,054	-318
4,922		3,557	1,365
4,185		2,849	1,336

Form 990PF Part IV - Capital Gains and Losses for Tax on Investment Income - Columns e - h

(e) Gross sales price	(f) Depreciation allowed (or allowable)	(g) Cost or other basis plus expense of sale	(h) Gain or (loss) (e) plus (f) minus (g)
5,180		4,356	824
339		230	109
2,591		3,265	-674
2,806		3,148	-342
3,023		3,032	-9
3,017		3,090	-73
2,840		3,090	-250
3,340		3,500	-160
3,241		3,790	-549
3,694		2,418	1,276
3,828		2,418	1,410
3,941		2,418	1,523
3,804		2,392	1,412
3,791		2,418	1,373
4,111		2,366	1,745
9,980		5,427	4,553
2,825		1,873	952
2,861		1,873	988
2,942		1,873	1,069
2,752		1,795	957
2,669		1,795	874
2,873		1,717	1,156
7,094		4,214	2,880
16,265		13,156	3,109
14,266		11,067	3,199
2,315		1,844	471
16,869		12,955	3,914
9,066		6,463	2,603
8,109		5,978	2,131
14,724		10,644	4,080

Form 990PF Part IV - Capital Gains and Losses for Tax on Investment Income - Columns e - h

(e) Gross sales price	(f) Depreciation allowed (or allowable)	(g) Cost or other basis plus expense of sale	(h) Gain or (loss) (e) plus (f) minus (g)
15,122		10,525	4,597
33,915		23,068	10,847
3,570		2,866	704
3,768		2,866	902
3,976		2,866	1,110
4,384		2,866	1,518
4,340		2,952	1,388
4,305		2,866	1,439
10,288		6,469	3,819
3,675		3,898	-223
2,195		2,370	-175
2,100		2,343	-243
2,008		2,370	-362
2,153		2,316	-163
2,065		2,370	-305
2,289		2,343	-54
4,694		5,251	-557
27,178		25,133	2,045
27,177		25,133	2,044
56,852		53,076	3,776
28,146		25,149	2,997
50,000		51,301	-1,301
1,423		1,429	-6
11,266		10,339	927
1,625		1,646	-21
1,384		1,386	-2
1,212		1,200	12
11,643		9,981	1,662
5,132		4,661	471
37,789		32,078	5,711

Form 990PF Part IV - Capital Gains and Losses for Tax on Investment Income - Columns e - h

(e) Gross sales price	(f) Depreciation allowed (or allowable)	(g) Cost or other basis plus expense of sale	(h) Gain or (loss) (e) plus (f) minus (g)
3,134		1,500	1,634
3,420		1,480	1,940
4,285		1,617	2,668
4,520		1,578	2,942
4,134		1,558	2,576
4,648		1,519	3,129
11,919		3,409	8,510
2,409		3,126	-717
2,596		3,322	-726
2,522		3,322	-800
2,602		3,126	-524
2,420		3,126	-706
2,274		2,736	-462
325		321	4
5,908		5,943	-35
4,146		3,420	726
3,960		3,420	540
4,349		3,420	929
4,451		3,420	1,031
4,461		3,420	1,041
11,068		7,524	3,544
55,861		52,808	3,053
10,366		13,342	-2,976
10,299		13,396	-3,097
10,431		13,477	-3,046
2,599		3,349	-750
7,486		9,785	-2,299
8,920		11,298	-2,378
8,674		11,178	-2,504
3,215		4,176	-961

Form 990PF Part IV - Capital Gains and Losses for Tax on Investment Income - Columns e - h

(e) Gross sales price	(f) Depreciation allowed (or allowable)	(g) Cost or other basis plus expense of sale	(h) Gain or (loss) (e) plus (f) minus (g)
15,636		20,000	-4,364
2,252		2,357	-105
2,303		2,379	-76
2,345		2,401	-56
2,567		2,357	210
3,579		3,335	244
3,342		3,291	51
7,839		7,226	613
50,000		51,412	-1,412
649		665	-16
26,225		25,497	728
26,527		25,611	916
27,181		25,725	1,456
26,916		25,154	1,762
22,160		21,903	257
23,237		21,675	1,562
55,635		47,457	8,178
4,250		3,391	859
4,386		3,391	995
4,405		3,391	1,014
4,565		3,324	1,241
4,310		3,125	1,185
4,254		2,925	1,329
20,315		12,965	7,350
4,180		4,100	80
4,292		4,100	192
4,260		4,148	112
4,694		4,100	594
4,559		4,148	411
4,664		4,052	612

Form 990PF Part IV - Capital Gains and Losses for Tax on Investment Income - Columns e - h

(e) Gross sales price	(f) Depreciation allowed (or allowable)	(g) Cost or other basis plus expense of sale	(h) Gain or (loss) (e) plus (f) minus (g)
1,839		1,136	703
4,326		3,726	600
4,164		3,671	493
108,304		100,448	7,856
3,470		4,237	-767
303		371	-68
270		329	-59
3,473		4,157	-684
4,193		4,440	-247
3,942		4,440	-498
2,667		2,704	-37
1,711		1,332	379
10,649		6,691	3,958
53,814		50,810	3,004
2,657		2,465	192
2,826		2,465	361
2,930		2,560	370
2,969		2,465	504
3,131		2,560	571
3,196		2,465	731
8,271		5,498	2,773
100,803		100,834	-31
2,150		2,292	-142
2,219		2,321	-102
2,276		2,321	-45
2,717		2,292	425
2,716		2,321	395
2,389		2,233	156
6,089		5,172	917
1,997		1,975	22

Form 990PF Part IV - Capital Gains and Losses for Tax on Investment Income - Columns e - h

(e) Gross sales price	(f) Depreciation allowed (or allowable)	(g) Cost or other basis plus expense of sale	(h) Gain or (loss) (e) plus (f) minus (g)
1,960		1,975	-15
2,348		2,024	324
1,101		890	211
1,156		1,012	144
2,471		1,825	646
2,578		1,825	753
5,313		4,095	1,218
3,148		2,606	542
635		501	134
2,539		2,085	454
3,338		2,562	776
2,981		2,451	530
3,016		2,562	454
3,070		2,451	619
7,388		5,626	1,762
51,421		51,345	76
19,986		16,381	3,605
283,536		294,675	-11,139
61,169		66,252	-5,083
2,984		2,769	215
2,818		1,830	988
214		198	16
2,823		1,945	878
2,826		1,899	927
2,526		1,945	581
2,786		1,968	818
6,191		4,354	1,837
109,703		100,430	9,273
51,845		52,307	-462
30,189		22,274	7,915

Form 990PF Part IV - Capital Gains and Losses for Tax on Investment Income - Columns e - h

(e) Gross sales price	(f) Depreciation allowed (or allowable)	(g) Cost or other basis plus expense of sale	(h) Gain or (loss) (e) plus (f) minus (g)
30,989		22,274	8,715
31,804		22,422	9,382
26,652		16,542	10,110
5,634		3,835	1,799
27,488		17,349	10,139
28,636		17,215	11,421
5,427		3,093	2,334
60,877		24,386	36,491
3,849		3,441	408
3,638		3,369	269
3,672		3,441	231
1,268		1,219	49
2,312		1,535	777
3,503		2,376	1,127
3,721		2,277	1,444
10,096		5,297	4,799
3,318		2,293	1,025
3,423		2,293	1,130
3,593		2,293	1,300
3,566		2,242	1,324
3,033		1,958	1,075
3,110		1,932	1,178
6,927		4,251	2,676
7,207		6,299	908
7,454		6,334	1,120
7,524		6,369	1,155
7,707		6,228	1,479
6,562		5,414	1,148
6,866		5,379	1,487
15,982		11,748	4,234

Form 990PF Part IV - Capital Gains and Losses for Tax on Investment Income - Columns e - h

(e) Gross sales price	(f) Depreciation allowed (or allowable)	(g) Cost or other basis plus expense of sale	(h) Gain or (loss) (e) plus (f) minus (g)
2,692		1,536	1,156
2,592		1,510	1,082
2,864		1,536	1,328
2,908		1,510	1,398
2,975		1,536	1,439
3,063		1,510	1,553
7,566		3,359	4,207
3,369		3,151	218
3,571		3,151	420
3,795		3,210	585
3,750		3,151	599
3,747		3,151	596
3,778		3,093	685
5,547		4,383	1,164
1,044		934	110
65		47	18
2,231		3,141	-910
841		1,118	-277
1,521		2,020	-499
2,307		2,984	-677
2,272		2,984	-712
1,520		1,973	-453
780		997	-217
2,205		2,841	-636
2,319		2,891	-572
6,796		8,424	-1,628
3,196		2,491	705
3,304		2,491	813
3,428		2,491	937
3,675		2,433	1,242

Form 990PF Part IV - Capital Gains and Losses for Tax on Investment Income - Columns e - h

(e) Gross sales price	(f) Depreciation allowed (or allowable)	(g) Cost or other basis plus expense of sale	(h) Gain or (loss) (e) plus (f) minus (g)
3,699		2,491	1,208
3,294		1,982	1,312
1,006		637	369
11,528		6,608	4,920
51,086		52,387	-1,301
2,951		2,724	227
3,055		2,724	331
3,126		2,724	402
3,228		2,724	504
3,164		2,724	440
3,285		2,630	655
5,203		3,665	1,538
2,725		2,066	659
2,682		2,466	216
2,538		2,466	72
2,498		2,515	-17
2,563		2,466	97
2,418		2,466	-48
2,662		2,466	196
6,690		5,425	1,265
3,050		2,564	486
3,168		2,592	576
3,156		2,592	564
3,147		2,480	667
3,335		2,564	771
3,292		2,480	812
7,887		5,769	2,118
4,795		3,460	1,335
4,974		3,460	1,514
1,838		991	847

Form 990PF Part IV - Capital Gains and Losses for Tax on Investment Income - Columns e - h

(e) Gross sales price	(f) Depreciation allowed (or allowable)	(g) Cost or other basis plus expense of sale	(h) Gain or (loss) (e) plus (f) minus (g)
3,251		2,211	1,040
5,642		2,744	2,898
5,587		2,744	2,843
6,354		3,049	3,305
14,257		7,012	7,245
2,423		1,960	463
2,531		1,960	571
2,607		2,025	582
2,596		1,960	636
2,692		2,025	667
2,624		1,960	664
6,297		4,377	1,920
3,052		2,332	720
2,858		2,332	526
3,077		2,156	921
3,041		2,112	929
3,335		2,244	1,091
2,978		1,804	1,174
726		314	412
7,920		3,606	4,314
2,188		1,699	489
2,161		1,646	515
2,282		1,641	641
3,187		2,329	858
959		738	221
680		527	153
17,898		20,074	-2,176
52,167		54,130	-1,963
33,090		33,022	68
33,216		33,147	69

Form 990PF Part IV - Capital Gains and Losses for Tax on Investment Income - Columns e - h

(e) Gross sales price	(f) Depreciation allowed (or allowable)	(g) Cost or other basis plus expense of sale	(h) Gain or (loss) (e) plus (f) minus (g)
33,424		33,354	70
32,602		32,602	0
28,356		28,356	0
28,048		28,048	0
61,471		61,471	0
70,307		70,521	-214
243,864		249,947	-6,083
2,831		2,440	391
2,966		2,435	531
2,877		2,435	442
2,905		2,220	685
1,790		1,394	396
1,060		819	241
2,782		2,193	589
6,699		4,946	1,753
12,016			12,016

Form 990PF Part IV - Capital Gains and Losses for Tax on Investment Income - Columns i - l

Complete only for assets showing gain in column (h) and owned by the foundation on 12/31/69			(l) Gains (Col (h) gain minus col (k), but not less than -0-) or Losses (from col (h))
(i) F M V as of 12/31/69	(j) Adjusted basis as of 12/31/69	(k) Excess of col (i) over col (j), if any	
			-555
			-691
			-774
			-355
			-15
			4
			195
			1,008
			1,052
			1,339
			1,490
			1,799
			1,642
			2,152
			6,680
			156
			1,015
			1,315
			1,486
			1,443
			1,265
			1,553
			3,936
			-440
			-780
			-779
			-490
			-513
			-112
			348

Form 990PF Part IV - Capital Gains and Losses for Tax on Investment Income - Columns i - l

Complete only for assets showing gain in column (h) and owned by the foundation on 12/31/69			(l) Gains (Col (h) gain minus col (k), but not less than -0-) or Losses (from col (h))
(i) F M V as of 12/31/69	(j) Adjusted basis as of 12/31/69	(k) Excess of col (i) over col (j), if any	
			-9
			3,718
			-54
			4,425
			4,222
			4,112
			4,828
			12,318
			4,281
			-474
			-935
			-1,130
			-1,197
			-361
			-107
			-202
			-17
			2,628
			641
			907
			690
			495
			714
			1,102
			1,818
			153
			2,537
			5,867
			-591
			-710

Form 990PF Part IV - Capital Gains and Losses for Tax on Investment Income - Columns i - l

Complete only for assets showing gain in column (h) and owned by the foundation on 12/31/69			(l) Gains (Col (h) gain minus col (k), but not less than -0-) or Losses (from col (h))
(i) F M V as of 12/31/69	(j) Adjusted basis as of 12/31/69	(k) Excess of col (i) over col (j), if any	
			-814
			-197
			-636
			-979
			-821
			-729
			-330
			203
			364
			577
			899
			1,051
			1,101
			3,613
			223
			60
			336
			365
			696
			1,110
			916
			2,751
			1,268
			1,296
			1,656
			1,732
			1,646
			1,709
			4,115
			361

Form 990PF Part IV - Capital Gains and Losses for Tax on Investment Income - Columns i - l

Complete only for assets showing gain in column (h) and owned by the foundation on 12/31/69			(l) Gains (Col (h) gain minus col (k), but not less than -0-) or Losses (from col (h))
(i) F M V as of 12/31/69	(j) Adjusted basis as of 12/31/69	(k) Excess of col (i) over col (j), if any	
			224
			250
			561
			659
			839
			2,219
			24
			40
			-81
			137
			-51
			69
			737
			734
			170
			156
			674
			1,866
			2,045
			1,815
			2,289
			4,894
			-1,136
			-993
			-1,040
			-555
			410
			-318
			1,365
			1,336

Form 990PF Part IV - Capital Gains and Losses for Tax on Investment Income - Columns i - l

Complete only for assets showing gain in column (h) and owned by the foundation on 12/31/69			(l) Gains (Col (h) gain minus col (k), but not less than -0-) or Losses (from col (h))
(i) F M V as of 12/31/69	(j) Adjusted basis as of 12/31/69	(k) Excess of col (i) over col (j), if any	
			824
			109
			-674
			-342
			-9
			-73
			-250
			-160
			-549
			1,276
			1,410
			1,523
			1,412
			1,373
			1,745
			4,553
			952
			988
			1,069
			957
			874
			1,156
			2,880
			3,109
			3,199
			471
			3,914
			2,603
			2,131
			4,080

Form 990PF Part IV - Capital Gains and Losses for Tax on Investment Income - Columns i - l

Complete only for assets showing gain in column (h) and owned by the foundation on 12/31/69			(l) Gains (Col (h) gain minus col (k), but not less than -0-) or Losses (from col (h))
(i) F M V as of 12/31/69	(j) Adjusted basis as of 12/31/69	(k) Excess of col (i) over col (j), if any	
			4,597
			10,847
			704
			902
			1,110
			1,518
			1,388
			1,439
			3,819
			-223
			-175
			-243
			-362
			-163
			-305
			-54
			-557
			2,045
			2,044
			3,776
			2,997
			-1,301
			-6
			927
			-21
			-2
			12
			1,662
			471
			5,711

Form 990PF Part IV - Capital Gains and Losses for Tax on Investment Income - Columns i - l

Complete only for assets showing gain in column (h) and owned by the foundation on 12/31/69			(l) Gains (Col (h) gain minus col (k), but not less than -0-) or Losses (from col (h))
(i) F M V as of 12/31/69	(j) Adjusted basis as of 12/31/69	(k) Excess of col (i) over col (j), if any	
			1,634
			1,940
			2,668
			2,942
			2,576
			3,129
			8,510
			-717
			-726
			-800
			-524
			-706
			-462
			4
			-35
			726
			540
			929
			1,031
			1,041
			3,544
			3,053
			-2,976
			-3,097
			-3,046
			-750
			-2,299
			-2,378
			-2,504
			-961

Form 990PF Part IV - Capital Gains and Losses for Tax on Investment Income - Columns i - l

Complete only for assets showing gain in column (h) and owned by the foundation on 12/31/69			(l) Gains (Col (h) gain minus col (k), but not less than -0-) or Losses (from col (h))
(i) F M V as of 12/31/69	(j) Adjusted basis as of 12/31/69	(k) Excess of col (i) over col (j), if any	
			-4,364
			-105
			-76
			-56
			210
			244
			51
			613
			-1,412
			-16
			728
			916
			1,456
			1,762
			257
			1,562
			8,178
			859
			995
			1,014
			1,241
			1,185
			1,329
			7,350
			80
			192
			112
			594
			411
			612

Form 990PF Part IV - Capital Gains and Losses for Tax on Investment Income - Columns i - l

Complete only for assets showing gain in column (h) and owned by the foundation on 12/31/69			(l) Gains (Col (h) gain minus col (k), but not less than -0-) or Losses (from col (h))
(i) F M V as of 12/31/69	(j) Adjusted basis as of 12/31/69	(k) Excess of col (i) over col (j), if any	
			703
			600
			493
			7,856
			-767
			-68
			-59
			-684
			-247
			-498
			-37
			379
			3,958
			3,004
			192
			361
			370
			504
			571
			731
			2,773
			-31
			-142
			-102
			-45
			425
			395
			156
			917
			22

Form 990PF Part IV - Capital Gains and Losses for Tax on Investment Income - Columns i - l

Complete only for assets showing gain in column (h) and owned by the foundation on 12/31/69			(l) Gains (Col (h) gain minus col (k), but not less than -0-) or Losses (from col (h))
(i) F M V as of 12/31/69	(j) Adjusted basis as of 12/31/69	(k) Excess of col (i) over col (j), if any	
			-15
			324
			211
			144
			646
			753
			1,218
			542
			134
			454
			776
			530
			454
			619
			1,762
			76
			3,605
			-11,139
			-5,083
			215
			988
			16
			878
			927
			581
			818
			1,837
			9,273
			-462
			7,915

Form 990PF Part IV - Capital Gains and Losses for Tax on Investment Income - Columns i - l

Complete only for assets showing gain in column (h) and owned by the foundation on 12/31/69			(l) Gains (Col (h) gain minus col (k), but not less than -0-) or Losses (from col (h))
(i) F M V as of 12/31/69	(j) Adjusted basis as of 12/31/69	(k) Excess of col (i) over col (j), if any	
			8,715
			9,382
			10,110
			1,799
			10,139
			11,421
			2,334
			36,491
			408
			269
			231
			49
			777
			1,127
			1,444
			4,799
			1,025
			1,130
			1,300
			1,324
			1,075
			1,178
			2,676
			908
			1,120
			1,155
			1,479
			1,148
			1,487
			4,234

Form 990PF Part IV - Capital Gains and Losses for Tax on Investment Income - Columns i - l

Complete only for assets showing gain in column (h) and owned by the foundation on 12/31/69			(l) Gains (Col (h) gain minus col (k), but not less than -0-) or Losses (from col (h))
(i) F M V as of 12/31/69	(j) Adjusted basis as of 12/31/69	(k) Excess of col (i) over col (j), if any	
			1,156
			1,082
			1,328
			1,398
			1,439
			1,553
			4,207
			218
			420
			585
			599
			596
			685
			1,164
			110
			18
			-910
			-277
			-499
			-677
			-712
			-453
			-217
			-636
			-572
			-1,628
			705
			813
			937
			1,242

Form 990PF Part IV - Capital Gains and Losses for Tax on Investment Income - Columns i - l

Complete only for assets showing gain in column (h) and owned by the foundation on 12/31/69			(l) Gains (Col (h) gain minus col (k), but not less than -0-) or Losses (from col (h))
(i) F M V as of 12/31/69	(j) Adjusted basis as of 12/31/69	(k) Excess of col (i) over col (j), if any	
			1,208
			1,312
			369
			4,920
			-1,301
			227
			331
			402
			504
			440
			655
			1,538
			659
			216
			72
			-17
			97
			-48
			196
			1,265
			486
			576
			564
			667
			771
			812
			2,118
			1,335
			1,514
			847


Form 990PF Part IV - Capital Gains and Losses for Tax on Investment Income - Columns i - l

Complete only for assets showing gain in column (h) and owned by the foundation on 12/31/69			(l) Gains (Col (h) gain minus col (k), but not less than -0-) or Losses (from col (h))
(i) F M V as of 12/31/69	(j) Adjusted basis as of 12/31/69	(k) Excess of col (i) over col (j), if any	
			1,040
			2,898
			2,843
			3,305
			7,245
			463
			571
			582
			636
			667
			664
			1,920
			720
			526
			921
			929
			1,091
			1,174
			412
			4,314
			489
			515
			641
			858
			221
			153
			-2,176
			-1,963
			68
			69


Form 990PF Part IV - Capital Gains and Losses for Tax on Investment Income - Columns i - l

Complete only for assets showing gain in column (h) and owned by the foundation on 12/31/69			(l) Gains (Col (h) gain minus col (k), but not less than -0-) or Losses (from col (h))
(i) F M V as of 12/31/69	(j) Adjusted basis as of 12/31/69	(k) Excess of col (i) over col (j), if any	
			70
			0
			0
			0
			0
			-214
			-6,083
			391
			531
			442
			685
			396
			241
			589
			1,753
			12,016

Form 990PF Part XV Line 3 - Grants and Contributions Paid During the Year or Approved for Future Payment

Recipient	If recipient is an individual, show any relationship to any foundation manager or substantial contributor	Foundation status of recipient	Purpose of grant or contribution	Amount
Name and address (home or business)				
a <i>Paid during the year</i>				
BOYS AND GIRLS CLUB OF BRAZOS VALLEY 900 W WILLIAM J BRYAN PKWY BRYAN,TX 77803		CHARITY	FOR CHARITABLE PURPOSES	5,000
BRAZOS VALLEY FOOD BANK 1514 SHILOH AVE BRYAN,TX 77803		CHARITY	FOR CHARITABLE PURPOSES	25,000
BRAZOS VALLEY REHABILITATION CENTER 1318 MEMORIAL DRIVE BRYAN,TX 77802		CHARITY	FOR CHARITABLE PURPOSES	30,000
BRYAN ISD EDUCATION FOUNDATION 101 N TEXAS AVENUE BRYAN,TX 77803		CHARITY	FOR CHARITABLE PURPOSES	10,000
FIRST UNITED METHODIST CHURCH 506 28TH STREET BRYAN,TX 77803		CHARITY	FOR CHARITABLE PURPOSES	45,000
HABITAT FOR HUMANITY BRYANCOLLEGE STATION 119 LAKE STREET BRYAN,TX 77801		CHARITY	FOR CHARITABLE PURPOSES	10,000
HEALTH FOR ALL 1328A MEMORIAL DR BRYAN,TX 77802		CHARITY	FOR CHARITABLE PURPOSES	12,000
HOSPICE OF BRAZOS VALLEY 502 W 26TH STREET BRYAN,TX 77803		CHARITY	FOR CHARITABLE PURPOSES	30,000
METHODIST RETIREMENT COMMUNITIES FBO CRESTVIEW RETIREMENT BUILDING FUND 2202 TIMBERLOCH PLACE STE 200 THE WOODLANDS,TX 77830		CHARITY	FOR CHARITABLE PURPOSES	23,000
SALVATION ARMY 2506 CAVITT STREET BRYAN,TX 77801		CHARITY	FOR CHARITABLE PURPOSES	5,000
SAVE OUR STREETS MINISTRIES 1700 GROESBECK BRYAN,TX 77803		CHARITY	FOR CHARITABLE PURPOSES	1,000
SCOTTY'S HOUSE 2424 KENT ST BRYAN,TX 77802		CHARITY	FOR CHARITABLE PURPOSES	3,500
ST JOSEPH FOUNDATION PO BOX 993 BRYAN,TX 77805		CHARITY	FOR CHARITABLE PURPOSES	27,000
UNITY PARTNERS DBA PROJECT UNITY PO BOX 2812 BRYAN,TX 77805		CHARITY	FOR CHARITABLE PURPOSES	5,000
VOICES FOR CHILDREN 115 NORTH MAIN STREET BRYAN,TX 77803		CHARITY	FOR CHARITABLE PURPOSES	3,500
Total  3a				248,500

Form 990PF Part XV Line 3 - Grants and Contributions Paid During the Year or Approved for Future Payment

Recipient	If recipient is an individual, show any relationship to any foundation manager or substantial contributor	Foundation status of recipient	Purpose of grant or contribution	Amount
Name and address (home or business)				
a <i>Paid during the year</i>				
BRAZOS COUNTY RAPE CRISIS PO BOX 3082 BRYAN, TX 77805		CHARITY	FOR CHARITABLE PURPOSES	3,500
BRAZOS VALLEY MUSEUM 3232 BRIARCREST DR BRYAN, TX 77802		CHARITY	FOR CHARITABLE PURPOSES	5,000
STILL CREEK RANCH 6055 HEARNE RD BRYAN, TX 77808		CHARITY	FOR CHARITABLE PURPOSES	5,000
Total  3a				248,500

TY 2013 Accounting Fees Schedule

Name: LUCILLE AND JOHN B DOUGHERTY TRUST
% WELLS FARGO BANK NA
EIN: 26-1444071

Category	Amount	Net Investment Income	Adjusted Net Income	Disbursements for Charitable Purposes
ACCOUNTING FEES	3,098	0		3,098

TY 2013 Investments Corporate Bonds Schedule

Name: LUCILLE AND JOHN B DOUGHERTY TRUST

% WELLS FARGO BANK NA

EIN: 26-1444071

Name of Bond	End of Year Book Value	End of Year Fair Market Value
ALLY MASTER OWNER TRUST 1.44% 2/15/17	100,945	100,743
ALLY MASTER OWNER TRUST 1.54% 9/16/19	100,859	99,285
AMERICAN EXPRESS CREDIT MED TERM NOTE 2.80% 9/19/16	52,225	52,244
AMGEN INC 2.125% 5/15/17	52,101	50,633
BEAR STEARNS 4.65% 7/2/18	52,293	54,444
BP CAPITAL MARKETS 3.245% 5/6/22	52,175	48,463
BUNGE NA FINANCE 5.90% 4/1/17	28,239	27,296
CELGENE CORP. 2.45% 10/15/15	52,129	51,365
COSTCO WHOLESALE CORP 5.50% 3/15/17	53,081	56,165
DIRECTV HLDG 3.50% 3/1/16	26,594	26,242
DUKE ENERGY CORP 5.30% 10/1/15	47,539	54,077
EBAY INC 3.25% 10/15/20	54,530	50,868
ECOLAB INC 3.00% 12/8/16	53,531	52,385
FREEPORT MCMORAN C&G 2.15% 3/1/17	24,826	25,163
GILEAD SCIENCES INC 3.05% 12/1/16	53,939	52,794
KELLOGG CO 1.75% 5/17/17	51,084	49,941
LLOYDS TSB BANK PLC 4.875% 1/21/16	50,810	53,332
LOCKHEED MARTIN 2.125% 9/15/16	51,129	51,300
MORGAN STANLEY 5.625% 9/26/19	54,759	56,835
PEPSI BOTTLING GROUP INC 6.95% 3/15/14	50,752	50,650
PRAXAIR INC 4.625% 3/30/15	54,237	52,528
WALT DISNEY COMPANY 5.625% 9/15/16	46,839	56,138

TY 2013 Investments Corporate
Stock Schedule

Name: LUCILLE AND JOHN B DOUGHERTY TRUST
% WELLS FARGO BANK NA
EIN: 26-1444071

Name of Stock	End of Year Book Value	End of Year Fair Market Value
3M CO	4,364	7,013
AFFILIATED MANAGERS GROUP, INC COM	2,798	6,940
AFLAC INC	4,938	5,745
ANHEUSER-BUSCH INBEV SPN	3,267	6,388
APACHE CORP	5,117	5,156
APPLE INC	2,062	12,342
BAXTER INTL	5,401	5,703
BERKSHIRE HATHAWAY	4,677	9,011
BHP BILLITON LIMITED	4,096	3,137
BOEING CO	3,457	6,825
CAPITAL ONE FINANCIAL CORP	3,643	5,669
CELANESE CORP	2,853	4,204
CHEVRON CORP	2,800	4,996
CISCO SYSTEMS INC	4,835	7,088
CME GROUP INC	4,505	6,591
COACH INC	3,917	4,210
COMCAST CORP CLASS A	4,064	8,210
CVS/CAREMARK CORPORATION	2,837	6,871
DIAGEO PLC - ADR	2,965	5,032
EATON CORP.	3,807	5,633
EMC CORP MASS	3,932	3,672
FIRST CITY BANCORP	2	0
GILEAD SCIENCES INC	1,987	7,660
GOLDMAN SACHS GROUP INC	3,456	4,609
GOOGLE INC.	5,472	8,966
HSBC-ADR	5,182	5,182
IBM	3,843	3,939
JOHNSON CONTROLS INC	5,183	9,234
JP MORGAN CHASE & CO	4,744	8,304
MCKESSON CORP.	4,171	7,102

Name of Stock	End of Year Book Value	End of Year Fair Market Value
MICROSOFT CORP	3,703	4,714
MONSTER BEVERAGE	2,938	4,473
NATIONAL OILWELL VARCO	5,342	5,408
NESTLE S.A.	3,899	5,151
ORACLE CORPORATION	3,150	5,203
SCHLUMBERGER LTD	3,763	6,848
TARGET CORP	5,055	6,833
THERMO FISHER SCIENTIFIC INC	2,423	4,899
TJX COS INC NEW	2,604	6,373
TOTAL S.A.	4,143	5,147
UNION PACIFIC CORP	3,506	7,728
UNITED PARCEL SERVICE-CL B	3,266	5,254
UNITEDHEALTH GROUP	3,387	8,132
US BANCORP DEL NEW	3,883	6,060
WALT DISNEY CO	4,903	9,168

TY 2013 Investments Government Obligations Schedule

Name: LUCILLE AND JOHN B DOUGHERTY TRUST
% WELLS FARGO BANK NA

EIN: 26-1444071

US Government Securities - End of Year Book Value:	665,847
---	---------

US Government Securities - End of Year Fair Market Value:	657,401
--	---------

State & Local Government Securities - End of Year Book Value:	0
--	---

State & Local Government Securities - End of Year Fair Market Value:	0
---	---

TY 2013 Investments - Other Schedule**Name:** LUCILLE AND JOHN B DOUGHERTY TRUST

% WELLS FARGO BANK NA

EIN: 26-1444071

Category / Item	Listed at Cost or FMV	Book Value	End of Year Fair Market Value
ASG GLOBAL ALTERNATIVES FUND	AT COST	58,842	58,437
BRAZOS COUNTY, TX MINERALS	AT COST	1	245,261
CREDIT SUISSE COMMODITY RETURN	AT COST	90,009	85,562
DREYFUS EMERGING MARKETS DEBT LOCAL	AT COST	107,252	100,986
DRIEHAUS ACTIVE INCOME FUND	AT COST	147,783	147,997
EATON VANCE GLOBAL MACRO ABSOLUTE	AT COST	27,798	27,178
FIDELITY ADVISORS EMERGING MARKETS	AT COST	44,837	43,469
GATEWAY FUND	AT COST	37,940	45,431
GRIMES COUNTY, TX MINERALS	AT COST	1	54,065
ISHARES CORE S&P 500 ETF	AT COST	39,723	46,598
ISHARES CORE S&P SMALL CAP ETF	AT COST	39,869	90,469
ISHARES S&P MID-CAP 400 GROWTH	AT COST	98,538	111,141
ISHARES S&P MID-CAP 400 VALUE	AT COST	64,892	72,760
LAUDUS MONDRIAN INTERNATIONAL FIXED INCOME	AT COST	133,037	129,399
MERGER FD SH BEN INT	AT COST	87,467	87,361
PIMCO FOREIGN BOND FUND	AT COST	134,038	131,959
RIDGEWORTH SEIX HIGH YIELD BOND FUND	AT COST	179,263	172,657
SPDR DJ WILSHIRE INTERNATIONAL REAL	AT COST	81,550	86,149
VANGUARD FTSE DEVELOPED MARKETS ETF	AT COST	145,012	160,010
VANGUARD FTSE EMERGING MARKETS ETF	AT COST	145,890	143,414
VANGUARD INTERMEDIATE TERM B	AT COST	184,841	178,678
VANGUARD REIT VIPER	AT COST	69,305	87,479
VANGUARD SHORT TERM BOND ETF	AT COST	614,100	609,147

TY 2013 Other Decreases Schedule

Name: LUCILLE AND JOHN B DOUGHERTY TRUST
% WELLS FARGO BANK NA

EIN: 26-1444071

Description	Amount
2012 FIT PAYMENT	263
ACCRUED INTEREST CARRIED OVER TO 2014	5
BASIS ADJUSTMENT	1,203
ACCRETION	68
2013 FIT ESTIMATED TAX PAYMENTS	1,800

TY 2013 Other Expenses Schedule

Name: LUCILLE AND JOHN B DOUGHERTY TRUST
% WELLS FARGO BANK NA
EIN: 26-1444071

Description	Revenue and Expenses per Books	Net Investment Income	Adjusted Net Income	Disbursements for Charitable Purposes
ADR FEES	29	29		0

TY 2013 Other Income Schedule**Name:** LUCILLE AND JOHN B DOUGHERTY TRUST

% WELLS FARGO BANK NA

EIN: 26-1444071

Description	Revenue And Expenses Per Books	Net Investment Income	Adjusted Net Income
NET ROYALTIES - ROSEWOOD RESOURCES	70	70	70
NET ROYALTIES - APACHE CORP	2,832	2,832	2,832
NET ROYALTIES - ENERVEST OPERATING	35,315	35,315	35,315
NET ROYALTIES - CRAWFORD HUGHES	17,112	17,112	17,112
NET ROYALTIES - DCP MIDSTREAM	57	57	57
NET ROYALTIES - OGDEN RESOURCES	16	16	16
REVERSE PRIOR YEAR CONTRIBUTION	1,000	1,000	1,000

TY 2013 Other Increases Schedule

Name: LUCILLE AND JOHN B DOUGHERTY TRUST

% WELLS FARGO BANK NA

EIN: 26-1444071

Description	Amount
RETURN OF PRINCIPAL	1,529
BANK PREMIUM AMORTIZATION	767
PREMIUM AMORTIZATION	18,755
ACCRUED INTEREST CARRIED OVER FROM 2012	1,274

TY 2013 Taxes Schedule**Name:** LUCILLE AND JOHN B DOUGHERTY TRUST

% WELLS FARGO BANK NA

EIN: 26-1444071

Category	Amount	Net Investment Income	Adjusted Net Income	Disbursements for Charitable Purposes
PROPERTY TAXES	2,829	2,829		0