



See a Social Security Number? Say Something!
Report Privacy Problems to <https://public.resource.org/privacy>
Or call the IRS Identity Theft Hotline at 1-800-908-4490



Form **990-PF**

Return of Private Foundation

or Section 4947(a)(1) Trust Treated as Private Foundation

Do not enter Social Security numbers on this form as it may be made public.

Information about Form 990-PF and its separate instructions is at www.irs.gov/form990pf

OMB No 1545-0052

2013

Open to Public Inspection

Department of the Treasury
Internal Revenue Service

For calendar year **2013** or tax year beginning **2013**, and ending **20**

Name of foundation
FRANK P. MCCANDLESS

Number and street (or P O box number if mail is not delivered to street address) Room/suite
PO BOX 1558 DEPT EA4E86

City or town, state or province, country, and ZIP or foreign postal code
COLUMBUS, OH 43216

A Employer identification number
25-6033691

B Telephone number (see instructions)
614-331-9547

C If exemption application is pending, check here

D 1 Foreign organizations, check here
2 Foreign organizations meeting the 85% test, check here and attach computation

E If private foundation status was terminated under section 507(b)(1)(A), check here

F If the foundation is in a 60-month termination under section 507(b)(1)(B), check here

G Check all that apply:
 Initial return Initial return of a former public charity
 Final return Amended return
 Address change Name change

H Check type of organization: Section 501(c)(3) exempt private foundation
 Section 4947(a)(1) nonexempt charitable trust Other taxable private foundation

I Fair market value of all assets at end of year (from Part II, col. (c), line 16) **\$ 1,314,994.**

J Accounting method: Cash Accrual
 Other (specify) _____
(Part I, column (d) must be on cash basis.)

Part I Analysis of Revenue and Expenses (The total of amounts in columns (b), (c), and (d) may not necessarily equal the amounts in column (a) (see instructions).)		(a) Revenue and expenses per books	(b) Net investment income	(c) Adjusted net income	(d) Disbursements for charitable purposes (cash basis only)
Revenue	1 Contributions, gifts, grants, etc., received (attach schedule)				
	2 Check <input type="checkbox"/> if the foundation is not required to attach Sch B				
	3 Interest on savings and temporary cash investments				
	4 Dividends and interest from securities	28,647.	28,526.		STMT 1
	5a Gross rents				
	b Net rental income or (loss)				
	6a Net gain or (loss) from sale of assets not on line 10	60,353.			
	b Gross sales price for all assets on line 6a	277,993.			
	7 Capital gain net income (from Part IV, line 2)		60,353.		
	8 Net short-term capital gain				
	9 Income modifications				
	10a Gross sales less returns and allowances				
b Less Cost of goods sold					
c Gross profit or (loss) (attach schedule)					
11 Other income (attach schedule)					
12 Total. Add lines 1 through 11	89,000.	88,879.			
Operating and Administrative Expenses	13 Compensation of officers, directors, trustees, etc	15,095.	7,548.		7,548.
	14 Other employee salaries and wages		NONE	NONE	
	15 Pension plans, employee benefits		NONE	NONE	
	16a Legal fees (attach schedule)				
	b Accounting fees (attach schedule) STMT 4	550.	275.	NONE	275.
	c Other professional fees (attach schedule)				
	17 Interest				
	18 Taxes (attach schedule) (see instructions) STMT 5	133.	133.		
	19 Depreciation (attach schedule) and depletion				
	20 Occupancy				
	21 Travel, conferences, and meetings		NONE	NONE	
	22 Printing and publications		NONE	NONE	
	23 Other expenses (attach schedule) STMT 6	2.	2.		
	24 Total operating and administrative expenses. Add lines 13 through 23	15,780.	7,958.	NONE	7,823.
	25 Contributions, gifts, grants paid	56,280.			56,280.
26 Total expenses and disbursements Add lines 24 and 25	72,060.	7,958.	NONE	64,103.	
27 Subtract line 26 from line 12					
a Excess of revenue over expenses and disbursements	16,940.				
b Net investment income (if negative, enter -0-)		80,921.			
c Adjusted net income (if negative, enter -0-)					

RECEIVED
MAY 21 2014
OGDEN, UT

SCANNED MAY 29 2014

Part II Balance Sheets		Attached schedules and amounts in the description column should be for end-of-year amounts only (See instructions)			
		Beginning of year	End of year		
		(a) Book Value	(b) Book Value	(c) Fair Market Value	
Assets	1	Cash - non-interest-bearing			
	2	Savings and temporary cash investments			
	3	Accounts receivable ▶ Less allowance for doubtful accounts ▶			
	4	Pledges receivable ▶ Less allowance for doubtful accounts ▶			
	5	Grants receivable			
	6	Receivables due from officers, directors, trustees, and other disqualified persons (attach schedule) (see instructions)			
	7	Other notes and loans receivable (attach schedule) ▶ Less allowance for doubtful accounts ▶			NONE
	8	Inventories for sale or use			
	9	Prepaid expenses and deferred charges			
	10 a	Investments - U S. and state government obligations (attach schedule)			
	b	Investments - corporate stock (attach schedule)			
	c	Investments - corporate bonds (attach schedule)			
	11	Investments - land, buildings, and equipment basis ▶ Less accumulated depreciation (attach schedule) ▶			
	12	Investments - mortgage loans			
	13	Investments - other (attach schedule)	989,547.	1,006,487.	1,314,994.
	14	Land, buildings, and equipment basis ▶ Less accumulated depreciation (attach schedule) ▶			
15	Other assets (describe ▶)				
16	Total assets (to be completed by all filers - see the instructions Also, see page 1, item i)	989,547.	1,006,487.	1,314,994.	
Liabilities	17	Accounts payable and accrued expenses			
	18	Grants payable			
	19	Deferred revenue			
	20	Loans from officers, directors, trustees, and other disqualified persons			
	21	Mortgages and other notes payable (attach schedule)			
	22	Other liabilities (describe ▶)			
23	Total liabilities (add lines 17 through 22)			NONE	
Net Assets or Fund Balances	Foundations that follow SFAS 117, check here ▶ <input type="checkbox"/> and complete lines 24 through 26 and lines 30 and 31.				
	24	Unrestricted			
	25	Temporarily restricted			
	26	Permanently restricted			
	Foundations that do not follow SFAS 117, . . . ▶ <input checked="" type="checkbox"/> check here and complete lines 27 through 31.				
	27	Capital stock, trust principal, or current funds	989,547.	1,006,487.	
	28	Paid-in or capital surplus, or land, bldg, and equipment fund			
	29	Retained earnings, accumulated income, endowment, or other funds			
30	Total net assets or fund balances (see instructions)	989,547.	1,006,487.		
31	Total liabilities and net assets/fund balances (see instructions)	989,547.	1,006,487.		

Part III Analysis of Changes in Net Assets or Fund Balances		
1	Total net assets or fund balances at beginning of year - Part II, column (a), line 30 (must agree with end-of-year figure reported on prior year's return)	1 989,547.
2	Enter amount from Part I, line 27a	2 16,940.
3	Other increases not included in line 2 (itemize) ▶	3
4	Add lines 1, 2, and 3	4 1,006,487.
5	Decreases not included in line 2 (itemize) ▶	5
6	Total net assets or fund balances at end of year (line 4 minus line 5) - Part II, column (b), line 30	6 1,006,487.

Part IV Capital Gains and Losses for Tax on Investment Income

(a) List and describe the kind(s) of property sold (e.g., real estate, 2-story brick warehouse, or common stock, 200 shs MLC Co.)

	(b) How acquired P - Purchase D - Donation	(c) Date acquired (mo., day, yr.)	(d) Date sold (mo., day, yr.)
1a PUBLICLY TRADED SECURITIES			
b			
c			
d			
e			

(e) Gross sales price	(f) Depreciation allowed (or allowable)	(g) Cost or other basis plus expense of sale	(h) Gain or (loss) (e) plus (f) minus (g)
a 277,993.		217,640.	60,353.
b			
c			
d			
e			

Complete only for assets showing gain in column (h) and owned by the foundation on 12/31/69

(i) F.M.V. as of 12/31/69	(j) Adjusted basis as of 12/31/69	(k) Excess of col. (i) over col. (j), if any	(l) Gains (Col. (h) gain minus col. (k), but not less than -0-) or Losses (from col. (h))
a			60,353.
b			
c			
d			
e			

2 Capital gain net income or (net capital loss) { If gain, also enter in Part I, line 7 If (loss), enter -0- in Part I, line 7 }	2	60,353.
3 Net short-term capital gain or (loss) as defined in sections 1222(5) and (6): If gain, also enter in Part I, line 8, column (c) (see instructions). If (loss), enter -0- in Part I, line 8 }	3	

Part V Qualification Under Section 4940(e) for Reduced Tax on Net Investment Income

(For optional use by domestic private foundations subject to the section 4940(a) tax on net investment income.)

If section 4940(d)(2) applies, leave this part blank.

Was the foundation liable for the section 4942 tax on the distributable amount of any year in the base period? Yes No
If "Yes," the foundation does not qualify under section 4940(e). Do not complete this part.

1 Enter the appropriate amount in each column for each year; see the instructions before making any entries.

(a) Base period years Calendar year (or tax year beginning in)	(b) Adjusted qualifying distributions	(c) Net value of noncharitable-use assets	(d) Distribution ratio (col. (b) divided by col. (c))
2012	64,074.	1,127,218.	0.056843
2011	63,057.	1,116,223.	0.056491
2010	150,577.	1,127,524.	0.133547
2009	36,230.	1,116,827.	0.032440
2008	34,498.	1,268,989.	0.027185

2 Total of line 1, column (d)	2	0.306506
3 Average distribution ratio for the 5-year base period - divide the total on line 2 by 5, or by the number of years the foundation has been in existence if less than 5 years	3	0.061301
4 Enter the net value of noncharitable-use assets for 2013 from Part X, line 5	4	1,205,384.
5 Multiply line 4 by line 3	5	73,891.
6 Enter 1% of net investment income (1% of Part I, line 27b)	6	809.
7 Add lines 5 and 6	7	74,700.
8 Enter qualifying distributions from Part XII, line 4 If line 8 is equal to or greater than line 7, check the box in Part VI, line 1b, and complete that part using a 1% tax rate. See the Part VI instructions.	8	64,103.

Part VI Excise Tax Based on Investment Income (Section 4940(a), 4940(b), 4940(e), or 4948 - see instructions)

Table with 11 rows for excise tax calculations. Includes sub-rows 6a-6d for credits. Values include 1,618, NONE, 768, and 850.

Part VII-A Statements Regarding Activities

Table with 10 rows of activity statements. Columns for Yes/No. Includes questions about political campaigns, IRS reporting, and state registration. Values include X and NONE.

Part VII-A Statements Regarding Activities (continued)

11 At any time during the year, did the foundation, directly or indirectly, own a controlled entity within the meaning of section 512(b)(13)? If "Yes," attach schedule (see instructions) 11 X
12 Did the foundation make a distribution to a donor advised fund over which the foundation or a disqualified person had advisory privileges? If "Yes," attach statement (see instructions) 12 X
13 Did the foundation comply with the public inspection requirements for its annual returns and exemption application? 13 X
Website address N/A
14 The books are in care of HUNTINGTON NATIONAL BANK Telephone no (614) 331-9547
Located at PO BOX 1558 DEPT EA4E86, COLUMBUS, OH ZIP+4 43216
15 Section 4947(a)(1) nonexempt charitable trusts filing Form 990-PF in lieu of Form 1041 - Check here and enter the amount of tax-exempt interest received or accrued during the year 15
16 At any time during calendar year 2013, did the foundation have an interest in or a signature or other authority over a bank, securities, or other financial account in a foreign country? 16 Yes No X
See the instructions for exceptions and filing requirements for Form TD F 90-22.1. If "Yes," enter the name of the foreign country

Part VII-B Statements Regarding Activities for Which Form 4720 May Be Required

File Form 4720 if any item is checked in the "Yes" column, unless an exception applies.

1a During the year did the foundation (either directly or indirectly).
(1) Engage in the sale or exchange, or leasing of property with a disqualified person? Yes X No
(2) Borrow money from, lend money to, or otherwise extend credit to (or accept it from) a disqualified person? Yes X No
(3) Furnish goods, services, or facilities to (or accept them from) a disqualified person? Yes X No
(4) Pay compensation to, or pay or reimburse the expenses of, a disqualified person? X Yes No
(5) Transfer any income or assets to a disqualified person (or make any of either available for the benefit or use of a disqualified person)? Yes X No
(6) Agree to pay money or property to a government official? (Exception. Check "No" if the foundation agreed to make a grant to or to employ the official for a period after termination of government service, if terminating within 90 days.) Yes X No
b If any answer is "Yes" to 1a(1)-(6), did any of the acts fail to qualify under the exceptions described in Regulations section 53.4941(d)-3 or in a current notice regarding disaster assistance (see instructions)? 1b X
Organizations relying on a current notice regarding disaster assistance check here
c Did the foundation engage in a prior year in any of the acts described in 1a, other than excepted acts, that were not corrected before the first day of the tax year beginning in 2013? 1c X
2 Taxes on failure to distribute income (section 4942) (does not apply for years the foundation was a private operating foundation defined in section 4942(j)(3) or 4942(j)(5)):
a At the end of tax year 2013, did the foundation have any undistributed income (lines 6d and 6e, Part XIII) for tax year(s) beginning before 2013? Yes X No
If "Yes," list the years
b Are there any years listed in 2a for which the foundation is not applying the provisions of section 4942(a)(2) (relating to incorrect valuation of assets) to the year's undistributed income? (If applying section 4942(a)(2) to all years listed, answer "No" and attach statement - see instructions) 2b X
c If the provisions of section 4942(a)(2) are being applied to any of the years listed in 2a, list the years here
3a Did the foundation hold more than a 2% direct or indirect interest in any business enterprise at any time during the year? Yes X No
b If "Yes," did it have excess business holdings in 2013 as a result of (1) any purchase by the foundation or disqualified persons after May 26, 1969; (2) the lapse of the 5-year period (or longer period approved by the Commissioner under section 4943(c)(7)) to dispose of holdings acquired by gift or bequest, or (3) the lapse of the 10-, 15-, or 20-year first phase holding period? (Use Schedule C, Form 4720, to determine if the foundation had excess business holdings in 2013) 3b
4a Did the foundation invest during the year any amount in a manner that would jeopardize its charitable purposes? 4a X
b Did the foundation make any investment in a prior year (but after December 31, 1969) that could jeopardize its charitable purpose that had not been removed from jeopardy before the first day of the tax year beginning in 2013? 4b X

Part VII-B Statements Regarding Activities for Which Form 4720 May Be Required (continued)

5a During the year did the foundation pay or incur any amount to

(1) Carry on propaganda, or otherwise attempt to influence legislation (section 4945(e))? Yes No

(2) Influence the outcome of any specific public election (see section 4955); or to carry on, directly or indirectly, any voter registration drive? Yes No

(3) Provide a grant to an individual for travel, study, or other similar purposes? Yes No

(4) Provide a grant to an organization other than a charitable, etc., organization described in section 509(a)(1), (2), or (3), or section 4940(d)(2)? (see instructions) Yes No

(5) Provide for any purpose other than religious, charitable, scientific, literary, or educational purposes, or for the prevention of cruelty to children or animals? Yes No

b If any answer is "Yes" to 5a(1)-(5), did any of the transactions fail to qualify under the exceptions described in Regulations section 53.4945 or in a current notice regarding disaster assistance (see instructions)? Yes No

Organizations relying on a current notice regarding disaster assistance check here

c If the answer is "Yes" to question 5a(4), does the foundation claim exemption from the tax because it maintained expenditure responsibility for the grant? Yes No

If "Yes," attach the statement required by Regulations section 53.4945-5(d)

6a Did the foundation, during the year, receive any funds, directly or indirectly, to pay premiums on a personal benefit contract? Yes No

b Did the foundation, during the year, pay premiums, directly or indirectly, on a personal benefit contract? Yes No

If "Yes" to 6b, file Form 8870.

7a At any time during the tax year, was the foundation a party to a prohibited tax shelter transaction? Yes No

b If "Yes," did the foundation receive any proceeds or have any net income attributable to the transaction? Yes No

Part VIII Information About Officers, Directors, Trustees, Foundation Managers, Highly Paid Employees, and Contractors

1 List all officers, directors, trustees, foundation managers and their compensation (see instructions).

(a) Name and address	(b) Title, and average hours per week devoted to position	(c) Compensation (if not paid, enter -0-)	(d) Contributions to employee benefit plans and deferred compensation	(e) Expense account, other allowances
SEE STATEMENT 7		15,095.		

2 Compensation of five highest-paid employees (other than those included on line 1 - see instructions). If none, enter "NONE."

(a) Name and address of each employee paid more than \$50,000	(b) Title, and average hours per week devoted to position	(c) Compensation	(d) Contributions to employee benefit plans and deferred compensation	(e) Expense account, other allowances
NONE		NONE	NONE	NONE

Total number of other employees paid over \$50,000 NONE

Part VIII Information About Officers, Directors, Trustees, Foundation Managers, Highly Paid Employees, and Contractors (continued)

3 Five highest-paid independent contractors for professional services (see instructions). If none, enter "NONE."

(a) Name and address of each person paid more than \$50,000	(b) Type of service	(c) Compensation
NONE		NONE

Total number of others receiving over \$50,000 for professional services		NONE

Part IX-A Summary of Direct Charitable Activities

List the foundation's four largest direct charitable activities during the tax year. Include relevant statistical information such as the number of organizations and other beneficiaries served, conferences convened, research papers produced, etc	Expenses
1 NONE	

2	

3	

4	

Part IX-B Summary of Program-Related Investments (see instructions)

Describe the two largest program-related investments made by the foundation during the tax year on lines 1 and 2	Amount
1 NONE	

2	

All other program-related investments See instructions	
3 NONE	

Total. Add lines 1 through 3	

Part X Minimum Investment Return (All domestic foundations must complete this part. Foreign foundations, see instructions.)

1	Fair market value of assets not used (or held for use) directly in carrying out charitable, etc., purposes:		
a	Average monthly fair market value of securities	1a	1,199,662.
b	Average of monthly cash balances	1b	24,078.
c	Fair market value of all other assets (see instructions)	1c	NONE
d	Total (add lines 1a, b, and c)	1d	1,223,740.
e	Reduction claimed for blockage or other factors reported on lines 1a and 1c (attach detailed explanation)	1e	
2	Acquisition indebtedness applicable to line 1 assets	2	NONE
3	Subtract line 2 from line 1d	3	1,223,740.
4	Cash deemed held for charitable activities. Enter 1 1/2% of line 3 (for greater amount, see instructions)	4	18,356.
5	Net value of noncharitable-use assets. Subtract line 4 from line 3. Enter here and on Part V, line 4	5	1,205,384.
6	Minimum investment return. Enter 5% of line 5	6	60,269.

Part XI Distributable Amount (see instructions) (Section 4942(j)(3) and (j)(5) private operating foundations and certain foreign organizations check here and do not complete this part.)

1	Minimum investment return from Part X, line 6	1	60,269.
2a	Tax on investment income for 2013 from Part VI, line 5	2a	1,618.
b	Income tax for 2013. (This does not include the tax from Part VI.)	2b	
c	Add lines 2a and 2b	2c	1,618.
3	Distributable amount before adjustments. Subtract line 2c from line 1	3	58,651.
4	Recoveries of amounts treated as qualifying distributions	4	NONE
5	Add lines 3 and 4	5	58,651.
6	Deduction from distributable amount (see instructions)	6	NONE
7	Distributable amount as adjusted. Subtract line 6 from line 5. Enter here and on Part XIII, line 1.	7	58,651.

Part XII Qualifying Distributions (see instructions)

1	Amounts paid (including administrative expenses) to accomplish charitable, etc., purposes:		
a	Expenses, contributions, gifts, etc. - total from Part I, column (d), line 26	1a	64,103.
b	Program-related investments - total from Part IX-B	1b	
2	Amounts paid to acquire assets used (or held for use) directly in carrying out charitable, etc., purposes	2	NONE
3	Amounts set aside for specific charitable projects that satisfy the:		
a	Suitability test (prior IRS approval required)	3a	NONE
b	Cash distribution test (attach the required schedule)	3b	NONE
4	Qualifying distributions. Add lines 1a through 3b. Enter here and on Part V, line 8, and Part XIII, line 4.	4	64,103.
5	Foundations that qualify under section 4940(e) for the reduced rate of tax on net investment income. Enter 1% of Part I, line 27b (see instructions)	5	N/A
6	Adjusted qualifying distributions. Subtract line 5 from line 4	6	64,103.

Note. The amount on line 6 will be used in Part V, column (b), in subsequent years when calculating whether the foundation qualifies for the section 4940(e) reduction of tax in those years.

Part XIII Undistributed Income (see instructions)

	(a) Corpus	(b) Years prior to 2012	(c) 2012	(d) 2013
1 Distributable amount for 2013 from Part XI, line 7				58,651.
2 Undistributed income, if any, as of the end of 2013				
a Enter amount for 2012 only			NONE	
b Total for prior years 20 <u>11</u> , 20 <u> </u> , 20 <u> </u>		NONE		
3 Excess distributions carryover, if any, to 2013				
a From 2008				NONE
b From 2009				NONE
c From 2010				48,848.
d From 2011				9,185.
e From 2012				8,478.
f Total of lines 3a through e	66,511.			
4 Qualifying distributions for 2013 from Part XII, line 4. ► \$ <u>64,103.</u>				
a Applied to 2012, but not more than line 2a			NONE	
b Applied to undistributed income of prior years (Election required - see instructions)		NONE		
c Treated as distributions out of corpus (Election required - see instructions)	NONE			
d Applied to 2013 distributable amount				58,651.
e Remaining amount distributed out of corpus	5,452.			
5 Excess distributions carryover applied to 2013 (If an amount appears in column (d), the same amount must be shown in column (a).)	NONE			NONE
6 Enter the net total of each column as indicated below:				
a Corpus Add lines 3f, 4c, and 4e. Subtract line 5	71,963.			
b Prior years' undistributed income Subtract line 4b from line 2b		NONE		
c Enter the amount of prior years' undistributed income for which a notice of deficiency has been issued, or on which the section 4942(a) tax has been previously assessed		NONE		
d Subtract line 6c from line 6b Taxable amount - see instructions		NONE		
e Undistributed income for 2012. Subtract line 4a from line 2a Taxable amount - see instructions			NONE	
f Undistributed income for 2013 Subtract lines 4d and 5 from line 1 This amount must be distributed in 2014				NONE
7 Amounts treated as distributions out of corpus to satisfy requirements imposed by section 170(b)(1)(F) or 4942(g)(3) (see instructions)	NONE			
8 Excess distributions carryover from 2008 not applied on line 5 or line 7 (see instructions)	NONE			
9 Excess distributions carryover to 2014. Subtract lines 7 and 8 from line 6a	71,963.			
10 Analysis of line 9				
a Excess from 2009				NONE
b Excess from 2010				48,848.
c Excess from 2011				9,185.
d Excess from 2012				8,478.
e Excess from 2013				5,452.

Part XIV Private Operating Foundations (see instructions and Part VII-A, question 9) NOT APPLICABLE

1a If the foundation has received a ruling or determination letter that it is a private operating foundation, and the ruling is effective for 2013, enter the date of the ruling

b Check box to indicate whether the foundation is a private operating foundation described in section 4942(j)(3) or 4942(j)(5)

Table with 5 main columns: (a) 2013, (b) 2012, (c) 2011, (d) 2010, (e) Total. Rows include: 2a Adjusted net income, 2b 85% of line 2a, 2c Qualifying distributions from Part XII, 2d Amounts included in line 2c not used directly for active conduct of exempt activities, 2e Qualifying distributions made directly for active conduct of exempt activities, 3 Complete 3a, b, or c for the alternative test relied upon (Assets, Endowment, Support).

Part XV Supplementary Information (Complete this part only if the foundation had \$5,000 or more in assets at any time during the year - see instructions.)

1 Information Regarding Foundation Managers:

a List any managers of the foundation who have contributed more than 2% of the total contributions received by the foundation before the close of any tax year (but only if they have contributed more than \$5,000). (See section 507(d)(2).)

N/A

b List any managers of the foundation who own 10% or more of the stock of a corporation (or an equally large portion of the ownership of a partnership or other entity) of which the foundation has a 10% or greater interest

N/A

2 Information Regarding Contribution, Grant, Gift, Loan, Scholarship, etc., Programs:

Check here [X] if the foundation only makes contributions to preselected charitable organizations and does not accept unsolicited requests for funds. If the foundation makes gifts, grants, etc. (see instructions) to individuals or organizations under other conditions, complete items 2a, b, c, and d.

a The name, address, and telephone number or e-mail address of the person to whom applications should be addressed:

b The form in which applications should be submitted and information and materials they should include:

c Any submission deadlines:

d Any restrictions or limitations on awards, such as by geographical areas, charitable fields, kinds of institutions, or other factors:

Part XV Supplementary Information (continued)

3 Grants and Contributions Paid During the Year or Approved for Future Payment

Recipient Name and address (home or business)	If recipient is an individual, show any relationship to any foundation manager or substantial contributor	Foundation status of recipient	Purpose of grant or contribution	Amount
<i>a Paid during the year</i>				
PORTIUNCULA FOUNDATION C/O SISTER MARLENE KLI 146 HAWTHORNE ROAD PITTSBURGH PA 15209	NONE	PC	GENERAL SUPPORT	28,140.
JAMESON MEMORIAL HOSPITAL ATTN: JAMES AUBEL 1211 WILMINGTON AVENUE NEW CASTLE PA 16105	NONE	PC	GENERAL SUPPORT	28,140.
Total				3a 56,280.
<i>b Approved for future payment</i>				
Total				3b

FRANK P. MCCANDLESS

25-6033691

FORM 990PF, PART I - DIVIDENDS AND INTEREST FROM SECURITIES
=====

DESCRIPTION	REVENUE AND EXPENSES PER BOOKS	NET INVESTMENT INCOME
-----	-----	-----
ABBVIE INC	120.	120.
ALTRIA GROUP INC	315.	315.
AMERICAN EXPRESS COMPANY	151.	151.
AMGEN INC.	94.	94.
ANADARKO PETE	54.	54.
ANALOG DEVICES	102.	102.
APPLE COMPUTER	814.	814.
ARCHER DANIELS MIDLAND CO	38.	38.
ARTISAN INTERNATIONAL VALUE FUND - INVES	140.	140.
AUTOMATIC DATA PROCESSING	261.	261.
BECTON DICKINSON AND CO.	355.	355.
BLACKROCK US OPPORTUNITIES PORTFOLIO - I	1,469.	1,469.
BRISTOL-MYERS SQUIBB CO	245.	245.
CVS CORP	45.	45.
CARDINAL HEALTH INC	202.	202.
CATERPILLAR INC.	258.	258.
CHEVRONTXACO CORP	585.	585.
CHUBB CORP	303.	303.
COACH INC W/1 RT/SH	171.	171.
COLGATE PALMOLIVE CO	204.	204.
COMCAST CORP CL A	59.	59.
CONOCOPHILLIPS	405.	405.
COSTCO WHOLESALE CORP	93.	93.
DEERE & COMPANY	102.	102.
DOW CHEMICAL CO 2%	96.	96.
DUPONT DE NEMOURS CO 2%	178.	178.
DUKE ENERGY CORP	25.	25.
EASTMAN CHEMICAL CO	225.	225.
EMERSON ELECTRIC CO 2%	249.	249.
EXXON MOBIL CORP COM	369.	369.
FEDERATED CLOVER SMALL VALUE FUND - INST	61.	61.
FEDERATED TOTAL RETURN BOND FUND #328	1,936.	1,936.
QS4735 L734 05/07/2014 17:14:26		

FORM 990PF, PART I - DIVIDENDS AND INTEREST FROM SECURITIES

DESCRIPTION	REVENUE AND EXPENSES PER BOOKS	NET INVESTMENT INCOME
FEDERATED TOTAL RETURN GOVERNMENT BOND F	296.	296.
FRANKLIN RES INC	44.	44.
FREEMONT MCMORAN COPPER & GOLD	563.	563.
GENERAL ELEC CAP CORP 3.15% 09/07/2022	884.	884.
GENERAL MILLS INC	213.	213.
GENUINE PARTS COMPANY	369.	369.
GOLDMAN SACHS GROUP INC	78.	78.
GOLDMAN SACHS GROUP INC 3.625% 02/07/201	1,813.	1,813.
HONEYWELL INTL INC COM	86.	86.
HUNTINGTON MID CORP AMERICA FD III	167.	167.
HUNTINGTON DIVIDEND CAPTURE FUND I	684.	683.
HUNTINGTON INTL EQUITY FUND III	353.	353.
HUNTINGTON SITUS FUND III	154.	154.
ILLINOIS TOOL WORKS INC COM	177.	177.
INTEL CORP.	45.	45.
JABIL CIRCUIT INC	72.	
KLA-TENCOR CORP	130.	130.
KIMBERLY-CLARK CORPORATION	396.	396.
MARATHON OIL CORP	74.	74.
MARATHON PETROLEUM CORP	119.	119.
MCDONALDS CORP	546.	546.
MEDTRONIC INC.	123.	123.
HUNTINGTON SHORT AND INTERMEDIATE FIXED	18.	18.
HUNTINGTON MORTGAGE SECURITIES	74.	74.
HUNTINGTON INCOME EQUITY FUND I	73.	73.
HUNTINGTON CONSERVATIVE DEPOSIT ACCOUNT	15.	15.
MONDELEZ INTERNATIONAL INC W/I	46.	46.
MONSANTO CO NEW	118.	118.
NATIONAL RETAIL PROPERTIES I (REIT)	241.	193.
NIKE INC CL B	189.	189.
OPPENHEIMER DEVELOPING MARKETS FUND - CL	47.	47.
PIMCO LOW DURATION INSTITUTIONAL	97.	97.
PIMCO TOTAL RETURN FUND INSTL CLASS	2,339.	2,339.

FORM 990PF, PART I - DIVIDENDS AND INTEREST FROM SECURITIES

DESCRIPTION	REVENUE AND EXPENSES PER BOOKS	NET INVESTMENT INCOME
PARKER HANNIFIN CORP	312.	312.
PEPSICO INC 2%	387.	387.
PHILLIPS 66	100.	100.
PRAXAIR INC	300.	300.
PROCTER & GAMBLE CO	414.	414.
QUALCOMM INC	130.	130.
QUESTAR CORP COM	160.	160.
RIDGEWORTH MID CAP VALUE EQUITY FUND - C	1,131.	1,131.
SCHLUMBERGER LTD.	63.	63.
SEMPRA ENERGY CORP	436.	436.
SIMON PROPERTY GROUP INC NEW (REIT)	567.	567.
SMUCKER J M CO NEW	116.	116.
SPECTRA ENERGY CORP	305.	305.
SUNCOR ENERGY INC	22.	22.
TECO ENERGY INC	154.	154.
TEVA PHARMACEUTICAL INDS ADR	94.	94.
TEXAS INSTRUMENTS INC.	161.	161.
THORNBURG INTERNATIONAL VALUE - I SHARES	409.	409.
3M CO COM	381.	381.
UNION PACIFIC CORP 2%	429.	429.
UNITED TECHNOLOGIES CORP 2%	329.	329.
V F CORP W/1 RT/SH	366.	366.
VERIZON COMMUNICATIONS	311.	311.
VIACOM INC CLASS B	90.	90.
VODAFONE GROUP PLC	234.	234.
WELLS FARGO & CO NEW	60.	60.
ACCENTURE PLC CL A	261.	261.
NOBLE CORP PLC	38.	38.
PARTNERRE LTD	192.	192.
ACE LIMITED	264.	264.
NOBLE CORP	64.	64.
TOTAL	28,647.	28,526.

FRANK P. MCCANDLESS

25-6033691

FORM 990PF, PART I - ACCOUNTING FEES
=====

DESCRIPTION	REVENUE AND EXPENSES PER BOOKS	NET INVESTMENT INCOME	ADJUSTED NET INCOME	CHARITABLE PURPOSES
TAX PREPARATION FEE (NON-ALLOC	550.	275.		275.
TOTALS	550.	275.	NONE	275.

FRANK P. MCCANDLESS

25-6033691

FORM 990PF, PART I - TAXES

=====

DESCRIPTION	REVENUE AND EXPENSES PER BOOKS	NET INVESTMENT INCOME
FOREIGN TAXES	18.	18.
FOREIGN TAXES ON QUALIFIED FOR	110.	110.
FOREIGN TAXES ON NONQUALIFIED	5.	5.
TOTALS	133.	133.

FRANK P. MCCANDLESS

25-6033691

FORM 990PF, PART I - OTHER EXPENSES
=====

DESCRIPTION -----	REVENUE AND EXPENSES PER BOOKS -----	NET INVESTMENT INCOME -----
OTHER NONALLOCABLE EXPENSES -	2.	2.
TOTALS	----- 2. =====	----- 2. =====

FRANK P. MCCANDLESS

25-6033691

FORM 990PF, PART VIII - LIST OF OFFICERS, DIRECTORS, AND TRUSTEES

=====

OFFICER NAME:

HUNTINGTON NATIONAL BANK

ADDRESS:

PO BOX 1558 DEPT EA4E86

COLUMBUS, OH 43216

TITLE:

TRUSTEE

AVERAGE HOURS PER WEEK DEVOTED TO POSITION: 4

COMPENSATION 15,095.

COMPENSATION EXPLANATION:

TRUSTEE FEES

TOTAL COMPENSATION: 15,095.

=====

HUNTINGTON NATIONAL BANK
 20291 ROUTE 19
 CRANBERRY TOWNSHIP, PA 16066

Huntington Wealth Advisors

DECEMBER 01, 2013 TO DECEMBER 31, 2013

ACCOUNT NAME: FRANK P. MCCANDLESS
 ACCOUNT NUMBER: ██████████

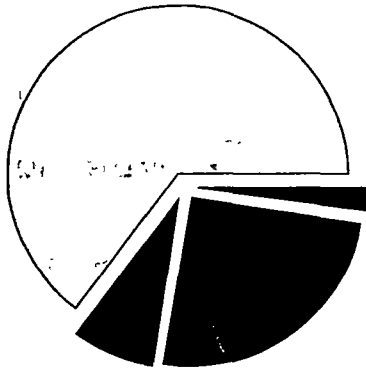


JEFF MASLANICH
 THOMSON REUTERS
 24481 S DETROIT ROAD SUITE 400
 WESTLAKE, OH 44145

ADMINISTRATOR: DIANA NEEL
 724-741-2856
 diana.neel@huntington.com

INVESTMENT OFFICER: JOE SNIEZEK
 724-598-8407
 joe.sniezek@huntington.com

ASSET ALLOCATION SUMMARY



	MARKET VALUE	PERCENT
EQUITY INVESTMENTS	850,485.55	64.7%
FIXED INCOME	100,860.00	7.7%
MUTUAL FUNDS	334,098.34	25.4%
SHORT TERM INVESTMENTS	29,549.65	2.2%
Total	1,314,993.54	100.0%

ACCOUNT SUMMARY

	THIS PERIOD	YEAR TO DATE
BEGINNING MARKET VALUE	1,290,847.77	1,144,564.96
DIVIDENDS/INTEREST	2,760.14	25,576.73
OTHER CASH RECEIPTS	0.00	29,955.11
DISBURSEMENTS AND FEES	1,325.70	102,384.49
RECEIPTS/DISTRIBUTIONS IN KIND	0.00	110.00
REALIZED GAIN/LOSS	14,485.12	57,434.87
CHANGE IN MARKET VALUE	8,226.21	159,736.36
ENDING MARKET VALUE	1,314,993.54	1,314,993.54

FOR YOUR INFORMATION

DECEMBER 01, 2013 TO DECEMBER 31, 2013


ACCOUNT NAME: FRANK P MCCANDLESS

ACCOUNT NUMBER: ██████████

PORTFOLIO DETAIL

DESCRIPTION	TOTAL MARKET/ TOTAL COST	MARKET PRICE/ COST PRICE	EST ANNUAL INCOME/ ACCRUED INC	CURRENT YIELD
SHORT TERM INVESTMENTS				
MONEY MARKET FUNDS				
608993853 HUNTINGTON CONSERVATIVE DEPOSIT ACCOUNT	29,549.65	1.00	14.78	0.05
	29,549.65	1.00	1.24	
** TOTAL MONEY MARKET FUNDS	SUB-TOTAL		14.78	0.05
	29,549.65		1.24	
* TOTAL SHORT TERM INVESTMENTS			14.78	0.05
	29,549.65		1.24	

BOND QUALITY SUMMARY



S & P QUALITY RATING	MARKET VALUE	PERCENT
AA+	48,386.00	48.0%
A-	52,474.00	52.0%
Total	100,860.00	100.0%

BOND MATURITY SUMMARY



YEARS TO MATURITY	PAR VALUE	PERCENT
1-3 YEARS	50,000.00	50.0%
5-10 YEARS	50,000.00	50.0%
Total	100,000.00	100.0%

AVERAGE TIME TO MATURITY: 5.4 YEARS

CURRENT YIELD: 3.36%

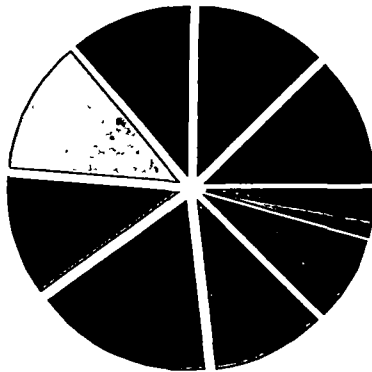
DECEMBER 01, 2013 TO DECEMBER 31, 2013

ACCOUNT NAME: FRANK P MCCANDLESS
 ACCOUNT NUMBER: [REDACTED]

PORTFOLIO DETAIL (CONTINUED)

DESCRIPTION	RATING	PAR VALUE	TOTAL MARKET/ TOTAL COST	MARKET PRICE/ COST PRICE	EST ANNUAL INCOME/ ACCRUED INC	YIELD CURRENT/ MATURITY
FIXED INCOME						
CORPORATE OBLIGATIONS						
CORPORATE BONDS						
36962G6F6 GENERAL ELEC CAP CORP 3 15% 09/07/2022	AA+	50,000 000	48,386 00 49,830 00	96 77 99 66	1,575 00 498 75	3 26 3 59
38143USC6 GOLDMAN SACHS GROUP INC 3 625% 02/07/2016	A-	50,000 000	52,474 00 49,584 50	104 95 99 17	1,812 50 725 00	3 45 1 23
*** TOTAL CORPORATE BONDS		SUB-TOTAL	100,860.00 99,414.50		3,387.50 1,223.75	3.36
** TOTAL CORPORATE OBLIGATIONS		SUB-TOTAL	100,860.00 99,414.50		3,387.50 1,223.75	3.36
* TOTAL FIXED INCOME			100,860.00 99,414.50		3,387.50 1,223.75	3.36

EQUITY DIVERSIFICATION SUMMARY



INDUSTRY CODE	MARKET VALUE	PERCENT
CONSUMER DISCRETIONARY	103,819.75	12.2%
CONSUMER STAPLES	105,524.50	12.4%
ENERGY	96,235.25	11.3%
FINANCIALS	108,597.25	12.8%
HEALTH CARE	96,331.75	11.3%
INDUSTRIALS	140,850.00	16.6%
INFORMATION TECHNOLOGY	93,075.05	10.9%
MATERIALS	68,455.75	8.1%
TELECOMMUNICATION SERVICES	13,267.50	1.6%
UTILITIES	24,328.75	2.8%
Total	850,485.55	100.0%

DESCRIPTION	TICKER	SHARES	TOTAL MARKET/ TOTAL COST	MARKET PRICE/ COST PRICE	EST ANNUAL INCOME/ ACCRUED INC	CURRENT YIELD
EQUITY INVESTMENTS						
CONSUMER DISCRETIONARY						
189754104 COACH INC W/1 RT/SH	COH	175 000	9,822 75 9,258.00	56.13 52 90	236 25 59 06	2.41
20030N101 COMCAST CORP CL A	CMCSA	100.000	5,196 50 4,017 00	51 97 40 17	78 00 19.50	1 50

DECEMBER 01, 2013 TO DECEMBER 31, 2013

ACCOUNT NAME: FRANK P. MCCANDLESS

ACCOUNT NUMBER: ██████████

PORTFOLIO DETAIL (CONTINUED)

DESCRIPTION	TICKER	SHARES	TOTAL MARKET/ TOTAL COST	MARKET PRICE/ COST PRICE	EST ANNUAL INCOME/ ACCRUED INC	CURRENT YIELD
CONSUMER DISCRETIONARY						
372460105 GENUINE PARTS CO W/1 RT/SH	GPC	175.000	14,558.25 8,888.25	83.19 50.79	376.25 94.06	2.58
580135101 MCDONALDS CORP	MCD	175.000	16,980.25 13,905.50	97.03 79.46	567.00	3.34
654106103 NIKE INC CL B	NKE	300.000	23,592.00 12,896.74	78.64 42.99	288.00 72.00	1.22
918204108 V F CORP W/1 RT/SH	VFC	400.000	24,936.00 12,865.38	62.34 32.16	420.00	1.68
92553P201 VIACOM INC CLASS B	VIAB	100.000	8,734.00 6,663.98	87.34 66.64	120.00	1.37
** TOTAL CONSUMER DISCRETIONARY		SUB- TOTAL	103,819.75 68,494.85		2,085.50 244.62	2.01
CONSUMER STAPLES						
02209S103 ALTRIA GROUP INC	MO	175.000	6,718.25 4,414.24	38.39 25.22	336.00 84.00	5.00
126650100 CVS CAREMARK CORP	CVS	100.000	7,157.00 5,936.85	71.57 59.37	110.00	1.54
194162103 COLGATE PALMOLIVE	CL	200.000	13,042.00 11,433.85	65.21 57.17	272.00	2.09
21036P108 CONSTELLATION BRANDS INC CL A	STZ	100.000	7,038.00 5,208.00	70.38 52.08		
22160K105 COSTCO WHOLESALES CORP	COST	100.000	11,902.00 10,278.99	119.02 102.79	124.00	1.04
370334104 GENERAL MILLS INC	GIS	150.000	7,486.50 5,431.25	49.91 36.21	228.00	3.05
494368103 KIMBERLY-CLARK CORP	KMB	125.000	13,057.50 7,845.25	104.46 62.76	405.00 101.25	3.10
713448108 PEPSICO INC	PEP	175.000	14,514.50 11,126.25	82.94 63.58	397.25 99.31	2.74
742718109 PROCTER & GAMBLE CO	PG	175.000	14,246.75 10,862.75	81.41 62.07	421.05	2.96

DECEMBER 01, 2013 TO DECEMBER 31, 2013

ACCOUNT NAME: FRANK P. MCCANDLESS

ACCOUNT NUMBER: [REDACTED]

PORTFOLIO DETAIL (CONTINUED)

DESCRIPTION	TICKER	SHARES	TOTAL MARKET/ TOTAL COST	MARKET PRICE/ COST PRICE	EST ANNUAL INCOME/ ACCRUED INC	CURRENT YIELD
CONSUMER STAPLES						
832696405 SMUCKER (J M.) CO THE-NEW COM WI	SJM	100 000	10,362 00 10,225 92	103 62 102 26	232 00	2 24
** TOTAL CONSUMER STAPLES		SUB- TOTAL	105,524.50 82,763.35		2,525.30 284.56	2.39
ENERGY						
032511107 ANADARKO PETROLEUM CORP W/1 RT/SH	APC	100 000	7,932 00 6,321 97	79 32 63.22	72 00	0.91
166764100 CHEVRON CORPORATION	CVX	150 000	18,736 50 13,722 04	124 91 91.48	600 00	3 20
20825C104 CONOCOPHILLIPS	COP	150 000	10,597.50 7,632 19	70 65 50.88	414 00	3.91
30231G102 EXXON MOBIL CORP	XOM	150.000	15,180.00 11,130.00	101 20 74.20	378.00	2 49
565849106 MARATHON OIL CORP	MRO	150 000	5,295.00 4,951 00	35 30 33 01	114.00	2 15
56585A102 MARATHON PETROLEUM CORP	MPC	100 000	9,173 00 8,712 95	91 73 87 13	168.00	1 83
718546104 PHILLIPS 66	PSX	75.000	5,784 75 2,406.56	77 13 32 09	117.00	2 02
806857108 SCHLUMBERGER LTD	SLB	100.000	9,011 00 7,604.90	90.11 76 05	125 00 31.25	1.39
847560109 SPECTRA ENERGY CORP	SE	250.000	8,905.00 7,082 25	35.62 28 33	305.00	3.43
G65431101 NOBLE CORP PLC	NE_US	150 000	5,620 50 5,013 45	37.47 33.42	114.00	2.03
** TOTAL ENERGY		SUB- TOTAL	96,235.25 74,577.31		2,407.00 31.25	2.50
FINANCIALS						
025816109 AMERICAN EXPRESS	AXP	175 000	15,877.75 7,733 75	90.73 44 19	161.00	1 01

DECEMBER 01, 2013 TO DECEMBER 31, 2013

ACCOUNT NAME: FRANK P. MCCANDLESS

ACCOUNT NUMBER: ██████████

PORTFOLIO DETAIL (CONTINUED)

DESCRIPTION	TICKER	SHARES	TOTAL MARKET/ TOTAL COST	MARKET PRICE/ COST PRICE	EST ANNUAL INCOME/ ACCRUED INC	CURRENT YIELD
FINANCIALS						
171232101 CHUBB CORP W/1 RT/SH	CB	175.000	16,910.25 10,339.25	96.63 59.08	308.00 77.00	1.82
354613101 FRANKLIN RES INC	BEN	150.000	8,659.50 5,143.50	57.73 34.29	72.00 18.00	0.83
38141G104 GOLDMAN SACHS GROUP INC	GS	50.000	8,863.00 7,921.50	177.26 158.43	110.00	1.24
637417106 NATIONAL RETAIL PROPERTIES INC COMMON STOCK	NNN	200.000	6,066.00 6,989.70	30.33 34.95	324.00	5.34
828806109 SIMON PROPERTY GROUP INC	SPG	125.000	19,020.00 12,798.25	152.16 102.39	600.00	3.15
949746101 WELLS FARGO & CO	WFC	100.000	4,540.00 3,991.99	45.40 39.92	120.00	2.64
G6852T105 PARTNERRE LTD	PRE	100.000	10,543.00 8,905.85	105.43 89.06	256.00	2.43
H0023R105 ACE LIMITED	ACE	175.000	18,117.75 10,653.49	103.53 60.88	441.00	2.43
** TOTAL FINANCIALS			SUB-TOTAL 108,597.25 74,477.28		2,392.00 95.00	2.20
HEALTH CARE						
00287Y109 ABBVIE INC	ABBV	150.000	7,921.50 6,894.39	52.81 45.96	240.00	3.03
031162100 AMGEN INC	AMGN	100.000	11,408.00 10,580.91	114.08 105.81	244.00	2.14
075887109 BECTON DICKINSON	BDX	175.000	19,335.75 13,835.49	110.49 79.06	381.50	1.97
110122108 BRISTOL-MYERS SQUIBB CO	BMJ	175.000	9,301.25 4,735.88	53.15 27.06	252.00 63.00	2.71
14149Y108 CARDINAL HEALTH INC	CAH	175.000	11,691.75 7,109.50	66.81 40.63	211.75 52.94	1.81
375558103 GILEAD SCIENCES INC	GILD	150.000	11,265.00 8,216.49	75.10 54.78		

DECEMBER 01, 2013 TO DECEMBER 31, 2013

ACCOUNT NAME: FRANK P. MCCANDLESS

ACCOUNT NUMBER: ██████████

PORTFOLIO DETAIL (CONTINUED)

DESCRIPTION	TICKER	SHARES	TOTAL MARKET/ TOTAL COST	MARKET PRICE/ COST PRICE	EST ANNUAL INCOME/ ACCRUED INC	CURRENT YIELD
HEALTH CARE						
585055106 MEDTRONIC INC	MDT	150 000	8,608 50 5,197 00	57 39 34 65	168 00 42.00	1 95
G0083B108 ACTAVIS PLC	ACT	100 000	16,800 00 14,401 00	168.00 144.01		
** TOTAL HEALTH CARE		SUB-TOTAL	96,331.75 70,970.66		1,497.25 157.94	1.55
INDUSTRIALS						
149123101 CATERPILLAR INC	CAT	150 000	13,621 50 13,316 49	90 81 88 78	360 00	2 64
244199105 DEERE & CO W/1 RT/SH	DE	100.000	9,133.00 8,702.00	91.33 87 02	204 00 51 00	2 23
291011104 EMERSON ELECTRIC CO	EMR	150 000	10,527.00 7,875.50	70.18 52.50	258 00	2.45
438516106 HONEYWELL INTERNATIONAL INC	HON	100 000	9,137.00 8,051.00	91.37 80 51	180 00	1.97
452308109 ILLINOIS TOOL WORKS	ITW	150.000	12,612.00 7,402 50	84.08 49 35	252 00 63.00	2.00
701094104 PARKER HANNIFIN CORP	PH	175.000	22,512.00 13,970.45	128.64 79 83	315 00	1 40
88579Y101 3M COMPANY	MMM	150 000	21,037.50 12,628.25	140.25 84.19	513.00	2 44
907818108 UNION PACIFIC CORP	UNP	150 000	25,200.00 13,738 25	168 00 91.59	474 00 118 50	1 88
913017109 UNITED TECHNOLOGIES CORP	UTX	150.000	17,070.00 11,442.25	113.80 76.28	354 00	2 07
** TOTAL INDUSTRIALS		SUB-TOTAL	140,850.00 97,126.69		2,910.00 232.50	2.07
INFORMATION TECHNOLOGY						
032654105 ANALOG DEVICES INC	ADI	100 000	5,093 00 4,522.95	50.93 45.23	136 00	2 67

DECEMBER 01, 2013 TO DECEMBER 31, 2013

ACCOUNT NAME: FRANK P MCCANDLESS

ACCOUNT NUMBER: ██████████

PORTFOLIO DETAIL (CONTINUED)

DESCRIPTION	TICKER	SHARES	TOTAL MARKET/ TOTAL COST	MARKET PRICE/ COST PRICE	EST ANNUAL INCOME/ ACCRUED INC	CURRENT YIELD
INFORMATION TECHNOLOGY						
037833100 APPLE INC	AAPL	60 000	33,661 20 20,334.65	561 02 338 91	732 00	2.17
053015103 AUTOMATIC DATA PROCESSING	ADP	150 000	12,119 85 7,102 50	80.80 47 35	288 00 72 00	2.38
278642103 EBAY INC	EBAY	100 000	5,486 50 5,492 00	54 87 54.92		
466313103 JABIL CIRCUIT INC	JBL	225.000	3,924 00 4,304.75	17 44 19.13	72 00	1 83
482480100 KLA-TENCOR CORP	KLAC	100 000	6,446.00 5,400 00	64 46 54.00	180.00	2.79
747525103 QUALCOMM INC W 1 RT P/S EXP 9/25/2015	QCOM	100 000	7,425.00 4,916 00	74 25 49.16	140.00	1.89
882508104 TEXAS INSTRUMENTS INC	TXN	150 000	6,586.50 4,892 00	43 91 32.61	180 00	2.73
G1151C101 ACCENTURE PLC CL A	ACN	150 000	12,333 00 7,453.50	82 22 49.69	279.00	2 26
** TOTAL INFORMATION TECHNOLOGY		SUB-TOTAL	93,075.05 64,418.35		2,007.00 72.00	2.16
MATERIALS						
260543103 DOW CHEMICAL	DOW	100.000	4,440.00 2,358.96	44 40 23 59	128.00 32 00	2 88
263534109 DU PONT E I DE NEMOURS & CO	DD	100.000	6,497 00 4,305.00	64 97 43 05	180 00	2.77
277432100 EASTMAN CHEMICAL CO	EMN	250 000	20,175 00 10,687.50	80.70 42.75	350 00 87.50	1 73
35671D857 FREEPORT-MCMORAN C & G W/1 RT/SH	FCX	250.000	9,435 00 13,211.00	37.74 52.84	312.50	3 31
61166W101 MONSANTO CO	MON	100.000	11,655 00 10,102 85	116 55 101.03	172 00	1 48
74005P104 PRAXAIR INC	PX	125 000	16,253 75 11,779 24	130 03 94 23	300 00	1.85
** TOTAL MATERIALS		SUB-TOTAL	68,455.75 52,444.55		1,442.50 119.50	2.11

DECEMBER 01, 2013 TO DECEMBER 31, 2013

ACCOUNT NAME: FRANK P. MCCANDLESS
ACCOUNT NUMBER: ██████████

PORTFOLIO DETAIL (CONTINUED)

DESCRIPTION	TICKER	SHARES	TOTAL MARKET/ TOTAL COST	MARKET PRICE/ COST PRICE	EST ANNUAL INCOME/ ACCRUED INC	CURRENT YIELD
TELECOMMUNICATION SERVICES						
92343V104 VERIZON COMMUNICATIONS	VZ	150.000	7,371.00 5,214.75	49 14 34 77	318 00	4 31
92857W209 VODAFONE GROUP PLC	VOD	150 000	5,896.50 4,085.25	39 31 27 24	238 50	4 04
** TOTAL TELECOMMUNICATION SERVICES		SUB-TOTAL	13,267.50 9,300.00		556.50 0.00	4.19
UTILITIES						
748356102 QUESTAR CORP	STR	225.000	5,172.75 3,947.00	22 99 17 54	162 00	3 13
816851109 SEMPRA ENERGY	SRE	175 000	15,708.00 8,948.00	89 76 51.13	441 00 110 25	2 81
872375100 TECO ENERGY INC	TE	200 000	3,448.00 3,420.95	17 24 17.10	176.00	5.10
** TOTAL UTILITIES		SUB-TOTAL	24,328.75 16,315.95		779.00 110.25	3.20
* TOTAL EQUITY INVESTMENTS			850,485.55 610,888.99		18,602.05 1,347.62	2.19
MUTUAL FUNDS						
MUTUAL FUNDS-FIXED INCOME						
31428Q101 FEDERATED TOTAL RETURN BOND FUND - INSTITUTIONAL SHARES	FTRBX	4,227.718	46,039.85 43,662.67	10 89 10 33	1,576 94 131 41	3.43
31429A105 FEDERATED TOTAL RETURN GOVERNMENT BOND FUND - INSTITUTIONAL CLASS	FTRGX	1,071 068	11,717.48 12,022.02	10.94 11 22	219.57 18.30	1.87
693390304 PIMCO LOW DURATION FUND - INSTITUTIONAL CLASS	PTLDX	493.405	5,096.87 5,146.02	10 33 10 43	97.69 8 14	1 92
693390700 PIMCO TOTAL RETURN FUND - INSTITUTIONAL CLASS	PTTRX	5,548 621	59,314.76 58,907.29	10.69 10.62	1,531 42 127.62	2.58
** TOTAL MUTUAL FUNDS-FIXED INCOME		SUB-TOTAL	122,168.96 119,738.00		3,425.62 285.47	2.80
MUTUAL FUNDS-EQUITY						
04314H881 ARTISAN INTERNATIONAL VALUE FUND - INVESTOR CLASS	ARTKX	149.566	5,499.54 5,000 00	36.77 33.43	138 05	2 51

DECEMBER 01, 2013 TO DECEMBER 31, 2013

ACCOUNT NAME: FRANK P MCCANDLESS

ACCOUNT NUMBER: ~~XXXXXXXXXX~~

PORTFOLIO DETAIL (CONTINUED)

DESCRIPTION	TICKER	SHARES	TOTAL MARKET/ TOTAL COST	MARKET PRICE/ COST PRICE	EST ANNUAL INCOME/ ACCRUED INC	CURRENT YIELD
MUTUAL FUNDS-EQUITY						
091929760 BLACKROCK US OPPORTUNITIES PORTFOLIO - INSTITUTIONAL	BMCIX	582.169	23,630.24 20,378.45	40.59 35.00	194.44	0.82
277902698 EATON VANCE ATLANTA CAPITAL SMID-CAP FUND - CLASS I	EISMX	1,086.860	26,834.57 14,762.40	24.69 13.58		
444995104 HUNTINGTON DIVIDEND CAPTURE FUND I	HDCF1	1,580.956	16,979.47 13,507.43	10.74 8.54	638.07 53.17	3.76
444998306 HUNTINGTON INTERNATIONAL EQUITY FUND III	HIF3	2,130.347	28,291.01 15,849.78	13.28 7.44	402.64	1.42
446990301 HUNTINGTON SITUS FUND III	HSSF3	2,152.280	61,878.05 38,142.55	28.75 17.72	17.22	0.03
683974505 OPPENHEIMER DEVELOPING MARKETS FUND - CLASS Y	ODVYX	229.781	8,630.57 6,540.98	37.56 28.47	37.45	0.43
76628R615 RIDGEWORTH MID CAP VALUE EQUITY FUND - CLASS I	SMVTX	881.429	12,013.88 10,911.74	13.63 12.38	148.96	1.24
885215566 THORNBURG INTERNATIONAL VALUE - I SHARES	TGVIX	878.729	28,172.05 21,802.34	32.06 24.81	360.28	1.28
** TOTAL MUTUAL FUNDS-EQUITY			SUB- TOTAL		1,937.11 53.17	0.91
* TOTAL MUTUAL FUNDS					5,362.73 338.64	1.61
GRAND TOTAL ASSETS			1,314,993.54 1,006,486.81		27,367.06 2,911.25	2.08

DECEMBER 01, 2013 TO DECEMBER 31, 2013

ACCOUNT NAME: FRANK P MCCANDLESS
 ACCOUNT NUMBER: ~~XXXXXXXXXX~~

TRANSACTION SUMMARY

	CURRENT PERIOD			YEAR TO DATE		
	PRINCIPAL CASH	INCOME CASH	COST	PRINCIPAL CASH	INCOME CASH	COST
BEGINNING BALANCE	0.00	0.00	990,567.25	0.00	1,341.04	988,205.55
RECEIPTS						
INTEREST					2,696.25	
DIVIDENDS	14,485.12	2,760.14		15,927.88	22,700.78	
OTHER RECEIPTS					29,955.11	
TOTAL RECEIPTS	14,485.12	2,760.14	0.00	15,927.88	55,352.14	0.00
DISBURSEMENTS						
CASH DISTRIBUTIONS				815.00	56,519.07	
FEES	1,325.70			15,095.31		
OTHER DISBURSEMENTS				29,955.11		
TOTAL DISBURSEMENTS	1,325.70	0.00	0.00	45,865.42	56,519.07	0.00
ASSETS PURCHASED						
BUYS	6,469.45		6,469.45	253,140.24		253,140.24
TOTAL ASSETS PURCHASED	6,469.45	0.00	6,469.45	253,140.24	0.00	253,140.24
ASSETS SOLD/MATURED						
SALES				265,018.21		223,331.52
TOTAL ASSETS SOLD/MATURED	0.00	0.00	0.00	265,018.21	0.00	223,331.52
CASH MANAGEMENT						
DEPOSITS	6,689.97	2,760.14	9,450.11			
WITHDRAWALS				18,059.57	174.11	17,885.46
TOTAL CASH MANAGEMENT	6,689.97	2,760.14	9,450.11	18,059.57	174.11	17,885.46
IN KIND TRANSACTIONS						
RECEIPTS IN KIND						14,401.00
DISTS IN KIND						8,043.00
TOTAL IN KIND TRANSACTIONS	0.00	0.00	0.00	0.00	0.00	6,358.00
ENDING BALANCE	0.00	0.00	1,006,486.81	0.00	0.00	1,006,486.81