




See a Social Security Number? Say Something!
Report Privacy Problems to <https://public.resource.org/privacy>
Or call the IRS Identity Theft Hotline at 1-800-908-4490



For calendar year 2013 or tax year beginning , and ending

Name of foundation THE DANIEL VELORIC FOUNDATION		A Employer identification number 23-7850850
Number and street (or P O box number if mail is not delivered to street address) P.O. BOX 790	Room/suite	B Telephone number 610-664-2200
City or town, state or province, country, and ZIP or foreign postal code BALA CYNWYD, PA 19004-0790		C If exemption application is pending, check here <input type="checkbox"/>
G Check all that apply <input type="checkbox"/> Initial return <input type="checkbox"/> Final return <input type="checkbox"/> Address change	<input type="checkbox"/> Initial return of a former public charity <input type="checkbox"/> Amended return <input type="checkbox"/> Name change	D 1. Foreign organizations, check here <input type="checkbox"/> 2. Foreign organizations meeting the 85% test, check here and attach computation <input type="checkbox"/>
H Check type of organization <input checked="" type="checkbox"/> Section 501(c)(3) exempt private foundation <input type="checkbox"/> Section 4947(a)(1) nonexempt charitable trust <input type="checkbox"/> Other taxable private foundation		E If private foundation status was terminated under section 507(b)(1)(A), check here <input type="checkbox"/>
I Fair market value of all assets at end of year (from Part II, col. (c), line 16) ▶ \$ 26,955,848. (Part I, column (d) must be on cash basis.)	J Accounting method <input type="checkbox"/> Cash <input checked="" type="checkbox"/> Accrual <input type="checkbox"/> Other (specify) _____	F If the foundation is in a 60-month termination under section 507(b)(1)(B), check here <input type="checkbox"/>

Part I Analysis of Revenue and Expenses (The total of amounts in columns (b), (c), and (d) may not necessarily equal the amounts in column (a))	(a) Revenue and expenses per books	(b) Net investment income	(c) Adjusted net income	(d) Disbursements for charitable purposes (cash basis only)
Revenue				
1 Contributions, gifts, grants, etc., received	7,172,329.		N/A	
2 Check <input type="checkbox"/> if the foundation is not required to attach Sch. B				
3 Interest on savings and temporary cash investments				
4 Dividends and interest from securities	240,647.	157,205.		STATEMENT 1
5a Gross rents				
b Net rental income or (loss)				
6a Net gain or (loss) from sale of assets not on line 10	<103,817.>			
b Gross sales price for all assets on line 6a	12,237,768.			
7 Capital gain net income (see instructions)		0.		
8 Net short-term capital gain				
9 Income modifications				
10a Gross sales (less returns and allowances)				
b Less Cost of goods sold				
c Gross profit or (loss)				
11 Other income	751.	751.		STATEMENT 2
12 Total. Add lines 1 through 11	7,309,910.	157,956.		
Operating and Administrative Expenses				
13 Compensation of officers, directors, trustees, etc	265,319.	137,081.		68,099.
14 Other employee salaries and wages				
15 Pension plans, employee benefits				
16a Legal fees STMT 3	88,508.	0.		84,501.
b Accounting fees STMT 4	24,000.	0.		15,840.
c Other professional fees				
17 Interest	56,090.	0.		0.
18 Taxes STMT 5	15,655.	5,168.		0.
19 Depreciation and depletion				
20 Occupancy				
21 Travel, conferences, and meetings				
22 Printing and publications				
23 Other expenses STMT 6	22,447.	12,431.		8,671.
24 Total operating and administrative expenses. Add lines 13 through 23	472,019.	154,680.		177,111.
25 Contributions, gifts, grants paid	194,600.			194,600.
26 Total expenses and disbursements. Add lines 24 and 25	666,619.	154,680.		371,711.
27 Subtract line 26 from line 12				
a Excess of revenue over expenses and disbursements	6,643,291.			
b Net investment income (if negative, enter -0-)		3,276.		
c Adjusted net income (if negative, enter -0-)			N/A	



SCANNED OCT 01 2014

Part II Balance Sheets		Attached schedules and amounts in the description column should be for end-of-year amounts only		
		Beginning of year (a) Book Value	End of year (b) Book Value (c) Fair Market Value	
Assets	1 Cash - non-interest-bearing			
	2 Savings and temporary cash investments	1,810.	366,545.	366,545.
	3 Accounts receivable			
	Less allowance for doubtful accounts			
	4 Pledges receivable			
	Less allowance for doubtful accounts			
	5 Grants receivable			
	6 Receivables due from officers, directors, trustees, and other disqualified persons			
	7 Other notes and loans receivable	24,343.		
	Less allowance for doubtful accounts	0.	0.	24,343.
	8 Inventories for sale or use			
	9 Prepaid expenses and deferred charges			
	10a Investments - U S and state government obligations			
	b Investments - corporate stock	STMT 8 4,414,328.	24,942,050.	24,942,050.
	c Investments - corporate bonds			
	11 Investments - land, buildings, and equipment basis			
Less accumulated depreciation				
12 Investments - mortgage loans				
13 Investments - other				
14 Land, buildings, and equipment basis				
Less accumulated depreciation				
15 Other assets (describe)	STATEMENT 9)	1,388,273.	1,622,910.	1,622,910.
16 Total assets (to be completed by all filers - see the instructions Also, see page 1, item 1)		5,804,411.	26,955,848.	26,955,848.
Liabilities	17 Accounts payable and accrued expenses		94,923.	
	18 Grants payable			
	19 Deferred revenue			
	20 Loans from officers, directors, trustees, and other disqualified persons		4,000,000.	
	21 Mortgages and other notes payable			
	22 Other liabilities (describe)	STATEMENT 10)	264,179.	5,646,278.
23 Total liabilities (add lines 17 through 22)		264,179.	9,741,201.	
Net Assets or Fund Balances	Foundations that follow SFAS 117, check here	<input checked="" type="checkbox"/>		
	and complete lines 24 through 26 and lines 30 and 31.			
	24 Unrestricted		5,540,232.	17,214,647.
	25 Temporarily restricted			
	26 Permanently restricted			
	Foundations that do not follow SFAS 117, check here	<input type="checkbox"/>		
	and complete lines 27 through 31.			
	27 Capital stock, trust principal, or current funds			
28 Paid-in or capital surplus, or land, bldg, and equipment fund				
29 Retained earnings, accumulated income, endowment, or other funds				
30 Total net assets or fund balances		5,540,232.	17,214,647.	
31 Total liabilities and net assets/fund balances		5,804,411.	26,955,848.	

Part III Analysis of Changes in Net Assets or Fund Balances

1 Total net assets or fund balances at beginning of year - Part II, column (a), line 30 (must agree with end-of-year figure reported on prior year's return)	1	5,540,232.
2 Enter amount from Part I, line 27a	2	6,643,291.
3 Other increases not included in line 2 (itemize)	3	SEE STATEMENT 7 5,132,725.
4 Add lines 1, 2, and 3	4	17,316,248.
5 Decreases not included in line 2 (itemize)	5	WASH SALE LOSS 101,601.
6 Total net assets or fund balances at end of year (line 4 minus line 5) - Part II, column (b), line 30	6	17,214,647.

Part IV Capital Gains and Losses for Tax on Investment Income

(a) List and describe the kind(s) of property sold (e.g., real estate, 2-story brick warehouse, or common stock, 200 shs MLC Co)	(b) How acquired P - Purchase D - Donation	(c) Date acquired (mo, day, yr)	(d) Date sold (mo, day, yr)
1a			
b	SEE ATTACHED STATEMENT		
c			
d			
e			

(e) Gross sales price	(f) Depreciation allowed (or allowable)	(g) Cost or other basis plus expense of sale	(h) Gain or (loss) (e) plus (f) minus (g)
a			
b			
c			
d			
e	12,237,768.	12,341,585.	<103,817.>

Complete only for assets showing gain in column (h) and owned by the foundation on 12/31/69			(l) Gains (Col (h) gain minus col (k), but not less than -0-) or Losses (from col (h))
(i) FMV as of 12/31/69	(j) Adjusted basis as of 12/31/69	(k) Excess of col (i) over col. (j), if any	
a			
b			
c			
d			
e			<103,817.>

2	Capital gain net income or (net capital loss) { If gain, also enter in Part I, line 7 If (loss), enter -0- in Part I, line 7 }	2	<103,817.>
3	Net short-term capital gain or (loss) as defined in sections 1222(5) and (6) If gain, also enter in Part I, line 8, column (c) If (loss), enter -0- in Part I, line 8	3	N/A

Part V Qualification Under Section 4940(e) for Reduced Tax on Net Investment Income

(For optional use by domestic private foundations subject to the section 4940(a) tax on net investment income)

If section 4940(d)(2) applies, leave this part blank

Was the foundation liable for the section 4942 tax on the distributable amount of any year in the base period? Yes No

If "Yes," the foundation does not qualify under section 4940(e). Do not complete this part

1 Enter the appropriate amount in each column for each year, see the instructions before making any entries

(a) Base period years Calendar year (or tax year beginning in)	(b) Adjusted qualifying distributions	(c) Net value of noncharitable-use assets	(d) Distribution ratio (col. (b) divided by col. (c))
2012	1,135,949.	4,079,649.	.278443
2011	996,593.	3,710,648.	.268577
2010	905,016.	3,286,470.	.275376
2009	696,362.	2,764,481.	.251896
2008	676,641.	3,957,193.	.170990

2	Total of line 1, column (d)	2	1.245282
3	Average distribution ratio for the 5-year base period - divide the total on line 2 by 5, or by the number of years the foundation has been in existence if less than 5 years	3	.249056
4	Enter the net value of noncharitable-use assets for 2013 from Part X, line 5	4	10,600,966.
5	Multiply line 4 by line 3	5	2,640,234.
6	Enter 1% of net investment income (1% of Part I, line 27b)	6	33.
7	Add lines 5 and 6	7	2,640,267.
8	Enter qualifying distributions from Part XII, line 4	8	1,596,711.

If line 8 is equal to or greater than line 7, check the box in Part VI, line 1b, and complete that part using a 1% tax rate. See the Part VI instructions

Part VI Excise Tax Based on Investment Income (Section 4940(a), 4940(b), 4940(e), or 4948 - see instructions)

1a	Exempt operating foundations described in section 4940(d)(2), check here <input type="checkbox"/> and enter "N/A" on line 1 Date of ruling or determination letter _____ (attach copy of letter if necessary-see instructions)		
b	Domestic foundations that meet the section 4940(e) requirements in Part V, check here <input type="checkbox"/> and enter 1% of Part I, line 27b	1	66.
c	All other domestic foundations enter 2% of line 27b Exempt foreign organizations enter 4% of Part I, line 12, col (b)		
2	Tax under section 511 (domestic section 4947(a)(1) trusts and taxable foundations only Others enter -0-)	2	0.
3	Add lines 1 and 2	3	66.
4	Subtitle A (income) tax (domestic section 4947(a)(1) trusts and taxable foundations only Others enter -0-)	4	0.
5	Tax based on investment income. Subtract line 4 from line 3 If zero or less, enter -0-	5	66.
6	Credits/Payments		
a	2013 estimated tax payments and 2012 overpayment credited to 2013	6a	5,066.
b	Exempt foreign organizations - tax withheld at source	6b	
c	Tax paid with application for extension of time to file (Form 8868)	6c	
d	Backup withholding erroneously withheld	6d	
7	Total credits and payments. Add lines 6a through 6d	7	5,066.
8	Enter any penalty for underpayment of estimated tax Check here <input type="checkbox"/> if Form 2220 is attached	8	
9	Tax due. If the total of lines 5 and 8 is more than line 7, enter amount owed	9	
10	Overpayment. If line 7 is more than the total of lines 5 and 8, enter the amount overpaid	10	5,000.
11	Enter the amount of line 10 to be Credited to 2014 estimated tax <input type="checkbox"/> Refunded <input type="checkbox"/>	11	0.

Part VII-A Statements Regarding Activities

	Yes	No
1a		X
1b		X
1c		X
2		X
3		X
4a	X	
4b	X	
5		X
6	X	
7	X	
8a		
8b	X	
9		X
10	X	

Part VII-A Statements Regarding Activities (continued)

11	At any time during the year, did the foundation, directly or indirectly, own a controlled entity within the meaning of section 512(b)(13)? If "Yes," attach schedule (see instructions)	11		X
12	Did the foundation make a distribution to a donor advised fund over which the foundation or a disqualified person had advisory privileges? If "Yes," attach statement (see instructions)	12	X	
13	Did the foundation comply with the public inspection requirements for its annual returns and exemption application? Website address ► N/A	13	X	
14	The books are in care of ► MICHAEL VELORIC Located at ► P.O. BOX 790, BALA CYNWYD, PA	Telephone no	► 610-664-2200	
		ZIP+4	► 19004	
15	Section 4947(a)(1) nonexempt charitable trusts filing Form 990-PF in lieu of Form 1041 - Check here and enter the amount of tax-exempt interest received or accrued during the year	15	N/A	
16	At any time during calendar year 2013, did the foundation have an interest in or a signature or other authority over a bank, securities, or other financial account in a foreign country? See the instructions for exceptions and filing requirements for Form TD F 90-22.1 If "Yes," enter the name of the foreign country ►	16	Yes	No X

Part VII-B Statements Regarding Activities for Which Form 4720 May Be Required

File Form 4720 if any item is checked in the "Yes" column, unless an exception applies.

		Yes	No
1a	During the year did the foundation (either directly or indirectly)		
(1)	Engage in the sale or exchange, or leasing of property with a disqualified person? <input type="checkbox"/> Yes <input checked="" type="checkbox"/> No		
(2)	Borrow money from, lend money to, or otherwise extend credit to (or accept it from) a disqualified person? <input checked="" type="checkbox"/> Yes <input type="checkbox"/> No		
(3)	Furnish goods, services, or facilities to (or accept them from) a disqualified person? <input checked="" type="checkbox"/> Yes <input type="checkbox"/> No		
(4)	Pay compensation to, or pay or reimburse the expenses of, a disqualified person? <input checked="" type="checkbox"/> Yes <input type="checkbox"/> No		
(5)	Transfer any income or assets to a disqualified person (or make any of either available for the benefit or use of a disqualified person)? <input type="checkbox"/> Yes <input checked="" type="checkbox"/> No		
(6)	Agree to pay money or property to a government official? (Exception. Check "No" if the foundation agreed to make a grant to or to employ the official for a period after termination of government service, if terminating within 90 days.) <input type="checkbox"/> Yes <input checked="" type="checkbox"/> No		
b	If any answer is "Yes" to 1a(1)-(6), did any of the acts fail to qualify under the exceptions described in Regulations section 53.4941(d)-3 or in a current notice regarding disaster assistance (see instructions)? Organizations relying on a current notice regarding disaster assistance check here ► <input type="checkbox"/>	1b	X
c	Did the foundation engage in a prior year in any of the acts described in 1a, other than excepted acts, that were not corrected before the first day of the tax year beginning in 2013?	1c	X
2	Taxes on failure to distribute income (section 4942) (does not apply for years the foundation was a private operating foundation defined in section 4942(j)(3) or 4942(j)(5))		
a	At the end of tax year 2013, did the foundation have any undistributed income (lines 6d and 6e, Part XIII) for tax year(s) beginning before 2013? <input type="checkbox"/> Yes <input checked="" type="checkbox"/> No If "Yes," list the years ►		
b	Are there any years listed in 2a for which the foundation is not applying the provisions of section 4942(a)(2) (relating to incorrect valuation of assets) to the year's undistributed income? (If applying section 4942(a)(2) to all years listed, answer "No" and attach statement - see instructions.) N/A	2b	
c	If the provisions of section 4942(a)(2) are being applied to any of the years listed in 2a, list the years here ►		
3a	Did the foundation hold more than a 2% direct or indirect interest in any business enterprise at any time during the year? <input type="checkbox"/> Yes <input checked="" type="checkbox"/> No		
b	If "Yes," did it have excess business holdings in 2013 as a result of (1) any purchase by the foundation or disqualified persons after May 26, 1969, (2) the lapse of the 5-year period (or longer period approved by the Commissioner under section 4943(c)(7)) to dispose of holdings acquired by gift or bequest, or (3) the lapse of the 10-, 15-, or 20-year first phase holding period? (Use Schedule C, Form 4720, to determine if the foundation had excess business holdings in 2013.) N/A	3b	
4a	Did the foundation invest during the year any amount in a manner that would jeopardize its charitable purposes?	4a	X
b	Did the foundation make any investment in a prior year (but after December 31, 1969) that could jeopardize its charitable purpose that had not been removed from jeopardy before the first day of the tax year beginning in 2013?	4b	X

Part VII-B Statements Regarding Activities for Which Form 4720 May Be Required (continued)

5a During the year did the foundation pay or incur any amount to

(1) Carry on propaganda, or otherwise attempt to influence legislation (section 4945(e))? Yes No

(2) Influence the outcome of any specific public election (see section 4955), or to carry on, directly or indirectly, any voter registration drive? Yes No

(3) Provide a grant to an individual for travel, study, or other similar purposes? Yes No

(4) Provide a grant to an organization other than a charitable, etc., organization described in section 509(a)(1), (2), or (3), or section 4940(d)(2)? Yes No

(5) Provide for any purpose other than religious, charitable, scientific, literary, or educational purposes, or for the prevention of cruelty to children or animals? Yes No

b If any answer is "Yes" to 5a(1)-(5), did any of the transactions fail to qualify under the exceptions described in Regulations section 53.4945 or in a current notice regarding disaster assistance (see instructions)? Yes No
 Organizations relying on a current notice regarding disaster assistance check here

c If the answer is "Yes" to question 5a(4), does the foundation claim exemption from the tax because it maintained expenditure responsibility for the grant? Yes No
 If "Yes," attach the statement required by Regulations section 53.4945-5(d).

6a Did the foundation, during the year, receive any funds, directly or indirectly, to pay premiums on a personal benefit contract? Yes No

b Did the foundation, during the year, pay premiums, directly or indirectly, on a personal benefit contract? Yes No
 If "Yes" to 6b, file Form 8870.

7a At any time during the tax year, was the foundation a party to a prohibited tax shelter transaction? Yes No

b If "Yes," did the foundation receive any proceeds or have any net income attributable to the transaction? Yes No
 N/A

Part VIII Information About Officers, Directors, Trustees, Foundation Managers, Highly Paid Employees, and Contractors

1 List all officers, directors, trustees, foundation managers and their compensation.

(a) Name and address	(b) Title, and average hours per week devoted to position	(c) Compensation (if not paid, enter -0-)	(d) Contributions to employee benefit plans and deferred compensation	(e) Expense account, other allowances
VELORIC ASSET MANAGEMENT PO BOX 790 BALA CYNWYD, PA 19004	ASSET MANAGEMENT 20.00	265,319.	0.	0.
DANIEL VELORIC PO BOX 790 BALA CYNWYD, PA 19004	PRESIDENT, SECRETARY, TREASU 5.00	0.	0.	0.

2 Compensation of five highest-paid employees (other than those included on line 1). If none, enter "NONE."

(a) Name and address of each employee paid more than \$50,000	(b) Title, and average hours per week devoted to position	(c) Compensation	(d) Contributions to employee benefit plans and deferred compensation	(e) Expense account, other allowances
NONE				

Total number of other employees paid over \$50,000 0

Part VIII Information About Officers, Directors, Trustees, Foundation Managers, Highly Paid Employees, and Contractors (continued)

3 Five highest-paid independent contractors for professional services. If none, enter "NONE."

(a) Name and address of each person paid more than \$50,000	(b) Type of service	(c) Compensation
NONE		

Total number of others receiving over \$50,000 for professional services ▶ 0

Part IX-A Summary of Direct Charitable Activities

List the foundation's four largest direct charitable activities during the tax year. Include relevant statistical information such as the number of organizations and other beneficiaries served, conferences convened, research papers produced, etc	Expenses
1 N/A	
2	
3	
4	

Part IX-B Summary of Program-Related Investments

Describe the two largest program-related investments made by the foundation during the tax year on lines 1 and 2	Amount
1	
SEE STATEMENT 12	200,000.
2	
SEE STATEMENT 13	1,000,000.
All other program-related investments See instructions	
3	
SEE STATEMENT 14	25,000.
Total. Add lines 1 through 3 ▶	1,225,000.

Form 990-PF (2013)

Part X

Minimum Investment Return (All domestic foundations must complete this part. Foreign foundations, see instructions.)

1	Fair market value of assets not used (or held for use) directly in carrying out charitable, etc., purposes		
a	Average monthly fair market value of securities	1a	15,996,341.
b	Average of monthly cash balances	1b	56,925.
c	Fair market value of all other assets	1c	
d	Total (add lines 1a, b, and c)	1d	16,053,266.
e	Reduction claimed for blockage or other factors reported on lines 1a and 1c (attach detailed explanation)	1e	0.
2	Acquisition indebtedness applicable to line 1 assets	2	5,290,864.
3	Subtract line 2 from line 1d	3	10,762,402.
4	Cash deemed held for charitable activities Enter 1 1/2% of line 3 (for greater amount, see instructions)	4	161,436.
5	Net value of noncharitable-use assets. Subtract line 4 from line 3 Enter here and on Part V, line 4	5	10,600,966.
6	Minimum investment return. Enter 5% of line 5	6	530,048.

Part XI

Distributable Amount (see instructions) (Section 4942(j)(3) and (j)(5) private operating foundations and certain foreign organizations check here and do not complete this part)

1	Minimum investment return from Part X, line 6	1	530,048.
2a	Tax on investment income for 2013 from Part VI, line 5	2a	66.
b	Income tax for 2013 (This does not include the tax from Part VI)	2b	805.
c	Add lines 2a and 2b	2c	871.
3	Distributable amount before adjustments Subtract line 2c from line 1	3	529,177.
4	Recoveries of amounts treated as qualifying distributions	4	1,000,000.
5	Add lines 3 and 4	5	1,529,177.
6	Deduction from distributable amount (see instructions)	6	0.
7	Distributable amount as adjusted Subtract line 6 from line 5 Enter here and on Part XIII, line 1	7	1,529,177.

Part XII

Qualifying Distributions (see instructions)

1	Amounts paid (including administrative expenses) to accomplish charitable, etc., purposes		
a	Expenses, contributions, gifts, etc. - total from Part I, column (d), line 26	1a	371,711.
b	Program-related investments - total from Part IX-B	1b	1,225,000.
2	Amounts paid to acquire assets used (or held for use) directly in carrying out charitable, etc., purposes	2	
3	Amounts set aside for specific charitable projects that satisfy the		
a	Suitability test (prior IRS approval required)	3a	
b	Cash distribution test (attach the required schedule)	3b	
4	Qualifying distributions. Add lines 1a through 3b Enter here and on Part V, line 8, and Part XIII, line 4	4	1,596,711.
5	Foundations that qualify under section 4940(e) for the reduced rate of tax on net investment income Enter 1% of Part I, line 27b	5	0.
6	Adjusted qualifying distributions. Subtract line 5 from line 4	6	1,596,711.

Note. The amount on line 6 will be used in Part V, column (b), in subsequent years when calculating whether the foundation qualifies for the section 4940(e) reduction of tax in those years

Part XIII Undistributed Income (see instructions)

	(a) Corpus	(b) Years prior to 2012	(c) 2012	(d) 2013
1 Distributable amount for 2013 from Part XI, line 7				1,529,177.
2 Undistributed income, if any, as of the end of 2013				
a Enter amount for 2012 only			0.	
b Total for prior years		0.		
3 Excess distributions carryover, if any, to 2013				
a From 2008				
b From 2009				
c From 2010				
d From 2011				
e From 2012				233,250.
f Total of lines 3a through e	233,250.			
4 Qualifying distributions for 2013 from Part XII, line 4: ▶ \$ 1,596,711.				
a Applied to 2012, but not more than line 2a			0.	
b Applied to undistributed income of prior years (Election required - see instructions)		0.		
c Treated as distributions out of corpus (Election required - see instructions)	0.			
d Applied to 2013 distributable amount				1,529,177.
e Remaining amount distributed out of corpus	67,534.			
5 Excess distributions carryover applied to 2013 (If an amount appears in column (d), the same amount must be shown in column (a))	0.			0.
6 Enter the net total of each column as indicated below:				
a Corpus Add lines 3f, 4c, and 4e. Subtract line 5	300,784.			
b Prior years' undistributed income Subtract line 4b from line 2b		0.		
c Enter the amount of prior years' undistributed income for which a notice of deficiency has been issued, or on which the section 4942(a) tax has been previously assessed		0.		
d Subtract line 6c from line 6b Taxable amount - see instructions		0.		
e Undistributed income for 2012 Subtract line 4a from line 2a Taxable amount - see instr			0.	
f Undistributed income for 2013 Subtract lines 4d and 5 from line 1 This amount must be distributed in 2014				0.
7 Amounts treated as distributions out of corpus to satisfy requirements imposed by section 170(b)(1)(F) or 4942(g)(3)	0.			
8 Excess distributions carryover from 2008 not applied on line 5 or line 7	0.			
9 Excess distributions carryover to 2014. Subtract lines 7 and 8 from line 6a	300,784.			
10 Analysis of line 9				
a Excess from 2009				
b Excess from 2010				
c Excess from 2011				
d Excess from 2012				233,250.
e Excess from 2013				67,534.

Part XIV Private Operating Foundations (see instructions and Part VII-A, question 9) N/A

- 1 a** If the foundation has received a ruling or determination letter that it is a private operating foundation, and the ruling is effective for 2013, enter the date of the ruling ▶
- b** Check box to indicate whether the foundation is a private operating foundation described in section 4942(j)(3) or 4942(j)(5)

	Tax year				(e) Total
	(a) 2013	(b) 2012	(c) 2011	(d) 2010	
2 a Enter the lesser of the adjusted net income from Part I or the minimum investment return from Part X for each year listed					
b 85% of line 2a					
c Qualifying distributions from Part XII, line 4 for each year listed					
d Amounts included in line 2c not used directly for active conduct of exempt activities					
e Qualifying distributions made directly for active conduct of exempt activities					
Subtract line 2d from line 2c					
3 Complete 3a, b, or c for the alternative test relied upon:					
a "Assets" alternative test - enter:					
(1) Value of all assets					
(2) Value of assets qualifying under section 4942(j)(3)(B)(i)					
b "Endowment" alternative test - enter 2/3 of minimum investment return shown in Part X, line 6 for each year listed					
c "Support" alternative test - enter:					
(1) Total support other than gross investment income (interest, dividends, rents, payments on securities loans (section 512(a)(5)), or royalties)					
(2) Support from general public and 5 or more exempt organizations as provided in section 4942(j)(3)(B)(iii)					
(3) Largest amount of support from an exempt organization					
(4) Gross investment income					

Part XV Supplementary Information (Complete this part only if the foundation had \$5,000 or more in assets at any time during the year-see instructions.)

- 1 Information Regarding Foundation Managers:**
- a** List any managers of the foundation who have contributed more than 2% of the total contributions received by the foundation before the close of any tax year (but only if they have contributed more than \$5,000) (See section 507(d)(2))

DANIEL VELORIC

- b** List any managers of the foundation who own 10% or more of the stock of a corporation (or an equally large portion of the ownership of a partnership or other entity) of which the foundation has a 10% or greater interest

NONE

2 Information Regarding Contribution, Grant, Gift, Loan, Scholarship, etc., Programs:

Check here if the foundation only makes contributions to preselected charitable organizations and does not accept unsolicited requests for funds. If the foundation makes gifts, grants, etc (see instructions) to individuals or organizations under other conditions, complete items 2a, b, c, and d

- a** The name, address, and telephone number or e-mail address of the person to whom applications should be addressed
- b** The form in which applications should be submitted and information and materials they should include
- c** Any submission deadlines
- d** Any restrictions or limitations on awards, such as by geographical areas, charitable fields, kinds of institutions, or other factors

Schedule B
(Form 990, 990-EZ,
or 990-PF)

Department of the Treasury
Internal Revenue Service

Schedule of Contributors

▶ Attach to Form 990, Form 990-EZ, or Form 990-PF.
▶ Information about Schedule B (Form 990, 990-EZ, or 990-PF) and
its instructions is at www.irs.gov/form990

OMB No 1545-0047

2013

Name of the organization

THE DANIEL VELORIC FOUNDATION

Employer identification number

23-7850850

Organization type (check one):

Filers of:

Section:

Form 990 or 990-EZ

501(c)() (enter number) organization

4947(a)(1) nonexempt charitable trust **not** treated as a private foundation

527 political organization

Form 990-PF

501(c)(3) exempt private foundation

4947(a)(1) nonexempt charitable trust treated as a private foundation

501(c)(3) taxable private foundation

Check if your organization is covered by the **General Rule** or a **Special Rule**.

Note. Only a section 501(c)(7), (8), or (10) organization can check boxes for both the General Rule and a Special Rule. See instructions.

General Rule

- For an organization filing Form 990, 990-EZ, or 990-PF that received, during the year, \$5,000 or more (in money or property) from any one contributor. Complete Parts I and II.

Special Rules

- For a section 501(c)(3) organization filing Form 990 or 990-EZ that met the 33 1/3% support test of the regulations under sections 509(a)(1) and 170(b)(1)(A)(vi) and received from any one contributor, during the year, a contribution of the greater of (1) \$5,000 or (2) 2% of the amount on (i) Form 990, Part VIII, line 1h, or (ii) Form 990-EZ, line 1. Complete Parts I and II.
- For a section 501(c)(7), (8), or (10) organization filing Form 990 or 990-EZ that received from any one contributor, during the year, total contributions of more than \$1,000 for use *exclusively* for religious, charitable, scientific, literary, or educational purposes, or the prevention of cruelty to children or animals. Complete Parts I, II, and III.
- For a section 501(c)(7), (8), or (10) organization filing Form 990 or 990-EZ that received from any one contributor, during the year, contributions for use *exclusively* for religious, charitable, etc., purposes, but these contributions did not total to more than \$1,000. If this box is checked, enter here the total contributions that were received during the year for an *exclusively* religious, charitable, etc., purpose. Do not complete any of the parts unless the **General Rule** applies to this organization because it received *nonexclusively* religious, charitable, etc., contributions of \$5,000 or more during the year ▶ \$ _____

Caution. An organization that is not covered by the General Rule and/or the Special Rules does not file Schedule B (Form 990, 990-EZ, or 990-PF), but it **must** answer "No" on Part IV, line 2, of its Form 990; or check the box on line H of its Form 990-EZ or on its Form 990-PF, Part I, line 2, to certify that it does not meet the filing requirements of Schedule B (Form 990, 990-EZ, or 990-PF).

LHA For Paperwork Reduction Act Notice, see the Instructions for Form 990, 990-EZ, or 990-PF. Schedule B (Form 990, 990-EZ, or 990-PF) (2013)

Name of organization THE DANIEL VELORIC FOUNDATION	Employer identification number 23-7850850
--	---

Part I Contributors (see instructions). Use duplicate copies of Part I if additional space is needed.

(a) No.	(b) Name, address, and ZIP + 4	(c) Total contributions	(d) Type of contribution
1	DANIEL VELORIC 10 PRESIDENTIAL BLVD SUITE 105 BALA CYNWYD, PA 19004	\$ 826,810.	Person <input type="checkbox"/> Payroll <input type="checkbox"/> Noncash <input checked="" type="checkbox"/> (Complete Part II for noncash contributions.)
2	CRT TOMAHAWK HOLDINGS 10 PRESIDENTIAL BLVD SUITE 105 BALA CYNWYD, PA 19004	\$ 6,345,519.	Person <input type="checkbox"/> Payroll <input type="checkbox"/> Noncash <input checked="" type="checkbox"/> (Complete Part II for noncash contributions.)
		\$	Person <input type="checkbox"/> Payroll <input type="checkbox"/> Noncash <input type="checkbox"/> (Complete Part II for noncash contributions.)
		\$	Person <input type="checkbox"/> Payroll <input type="checkbox"/> Noncash <input type="checkbox"/> (Complete Part II for noncash contributions.)
		\$	Person <input type="checkbox"/> Payroll <input type="checkbox"/> Noncash <input type="checkbox"/> (Complete Part II for noncash contributions.)
		\$	Person <input type="checkbox"/> Payroll <input type="checkbox"/> Noncash <input type="checkbox"/> (Complete Part II for noncash contributions.)

Name of organization

Employer identification number

THE DANIEL VELORIC FOUNDATION

23-7850850

Part II Noncash Property (see instructions). Use duplicate copies of Part II if additional space is needed.

(a) No. from Part I	(b) Description of noncash property given	(c) FMV (or estimate) (see instructions)	(d) Date received
<u>1</u>	MARKETABLE SECURITIES	\$ <u>826,810.</u>	<u>12/31/13</u>
<u>2</u>	MARKETABLE SECURITIES	\$ <u>6,347,184.</u>	<u>04/03/13</u>
		\$ _____	_____
		\$ _____	_____
		\$ _____	_____
		\$ _____	_____
		\$ _____	_____
		\$ _____	_____
		\$ _____	_____
		\$ _____	_____
		\$ _____	_____

Name of organization THE DANIEL VELORIC FOUNDATION	Employer identification number 23-7850850
--	---

Part III Exclusively religious, charitable, etc., individual contributions to section 501(c)(7), (8), or (10) organizations that total more than \$1,000 for the year. Complete columns (a) through (e) and the following line entry. For organizations completing Part III, enter the total of exclusively religious, charitable, etc., contributions of \$1,000 or less for the year (Enter this information once.) ▶ \$ _____
Use duplicate copies of Part III if additional space is needed.

(a) No. from Part I	(b) Purpose of gift	(c) Use of gift	(d) Description of how gift is held
	<hr/> <hr/> <hr/>	<hr/> <hr/> <hr/>	<hr/> <hr/> <hr/>
(e) Transfer of gift			
Transferee's name, address, and ZIP + 4		Relationship of transferor to transferee	
<hr/> <hr/> <hr/>		<hr/> <hr/> <hr/>	
	<hr/> <hr/> <hr/>	<hr/> <hr/> <hr/>	<hr/> <hr/> <hr/>
(e) Transfer of gift			
Transferee's name, address, and ZIP + 4		Relationship of transferor to transferee	
<hr/> <hr/> <hr/>		<hr/> <hr/> <hr/>	
	<hr/> <hr/> <hr/>	<hr/> <hr/> <hr/>	<hr/> <hr/> <hr/>
(e) Transfer of gift			
Transferee's name, address, and ZIP + 4		Relationship of transferor to transferee	
<hr/> <hr/> <hr/>		<hr/> <hr/> <hr/>	
	<hr/> <hr/> <hr/>	<hr/> <hr/> <hr/>	<hr/> <hr/> <hr/>
(e) Transfer of gift			
Transferee's name, address, and ZIP + 4		Relationship of transferor to transferee	
<hr/> <hr/> <hr/>		<hr/> <hr/> <hr/>	

Part IV Capital Gains and Losses for Tax on Investment Income

	(a) List and describe the kind(s) of property sold, e.g., real estate, 2-story brick warehouse, or common stock, 200 shs MLC Co	(b) How acquired P - Purchase D - Donation	(c) Date acquired (mo, day, yr)	(d) Date sold (mo, day, yr)
1a	FIDELITY A/C 5049 - SEE ATTACHED	P	VARIOUS	VARIOUS
b	FIDELITY A/C 5049 - SEE ATTACHED	P	VARIOUS	VARIOUS
c	FIDELITY A/C 3039 - SEE ATTACHED	P	VARIOUS	VARIOUS
d	FIDELITY A/C 2261 - SEE ATTACHED	P	VARIOUS	VARIOUS
e	MORGAN STANLEY A/C 5515 - SEE ATTACHED	P	VARIOUS	VARIOUS
f	MORGAN STANLEY A/C 5515 - SEE ATTACHED	P	VARIOUS	VARIOUS
g	LESS UBIT ALLOCATION	P		
h				
i				
j				
k				
l				
m				
n				
o				

	(e) Gross sales price	(f) Depreciation allowed (or allowable)	(g) Cost or other basis plus expense of sale	(h) Gain or (loss) (e) plus (f) minus (g)
a	4,357,607.		4,412,106.	<54,499.>
b	1,186,187.		776,192.	409,995.
c	1,164,564.		1,204,408.	<39,844.>
d	5,205,561.		5,638,979.	<433,418.>
e	219,343.		188,098.	31,245.
f	162,870.		121,802.	41,068.
g	<58,364.>			<58,364.>
h				
i				
j				
k				
l				
m				
n				
o				

Complete only for assets showing gain in column (h) and owned by the foundation on 12/31/69			(l) Losses (from col (h)) Gains (excess of col (h) gain over col (k), but not less than "-0-")
(i) FMV as of 12/31/69	(j) Adjusted basis as of 12/31/69	(k) Excess of col (i) over col (j), if any	
a			<54,499.>
b			409,995.
c			<39,844.>
d			<433,418.>
e			31,245.
f			41,068.
g			<58,364.>
h			
i			
j			
k			
l			
m			
n			
o			

2	Capital gain net income or (net capital loss) { If gain, also enter in Part I, line 7 If (loss), enter "-0-" in Part I, line 7 }	2	<103,817.>
3	Net short-term capital gain or (loss) as defined in sections 1222(5) and (6) If gain, also enter in Part I, line 8, column (c) If (loss), enter "-0-" in Part I, line 8	3	N/A

FORM 990-PF DIVIDENDS AND INTEREST FROM SECURITIES STATEMENT 1

SOURCE	GROSS AMOUNT	CAPITAL GAINS DIVIDENDS	(A) REVENUE PER BOOKS	(B) NET INVESTMENT INCOME	(C) ADJUSTED NET INCOME
DIVIDEND INCOME UNRELATED BUSINESS	157,205.	0.	157,205.	157,205.	
DIVIDEND INCOME	83,442.	0.	83,442.	0.	
TO PART I, LINE 4	240,647.	0.	240,647.	157,205.	

FORM 990-PF OTHER INCOME STATEMENT 2

DESCRIPTION	(A) REVENUE PER BOOKS	(B) NET INVESTMENT INCOME	(C) ADJUSTED NET INCOME
INTEREST FROM PROGRAM-RELATED INVESTMENTS	751.	751.	
TOTAL TO FORM 990-PF, PART I, LINE 11	751.	751.	

FORM 990-PF LEGAL FEES STATEMENT 3

DESCRIPTION	(A) EXPENSES PER BOOKS	(B) NET INVESTMENT INCOME	(C) ADJUSTED NET INCOME	(D) CHARITABLE PURPOSES
LEGAL FEES - PROGRAM RELATED	76,724.	0.		76,724.
LEGAL FEES - ADMIN	11,784.	0.		7,777.
TO FM 990-PF, PG 1, LN 16A	88,508.	0.		84,501.

FORM 990-PF	ACCOUNTING FEES			STATEMENT 4
DESCRIPTION	(A) EXPENSES PER BOOKS	(B) NET INVEST- MENT INCOME	(C) ADJUSTED NET INCOME	(D) CHARITABLE PURPOSES
ACCOUNTING FEES	24,000.	0.		15,840.
TO FORM 990-PF, PG 1, LN 16B	24,000.	0.		15,840.

FORM 990-PF	TAXES			STATEMENT 5
DESCRIPTION	(A) EXPENSES PER BOOKS	(B) NET INVEST- MENT INCOME	(C) ADJUSTED NET INCOME	(D) CHARITABLE PURPOSES
FOREIGN TAXES W/H	7,831.	5,168.		0.
FEDERAL TAXES	7,824.	0.		0.
TO FORM 990-PF, PG 1, LN 18	15,655.	5,168.		0.

FORM 990-PF	OTHER EXPENSES			STATEMENT 6
DESCRIPTION	(A) EXPENSES PER BOOKS	(B) NET INVEST- MENT INCOME	(C) ADJUSTED NET INCOME	(D) CHARITABLE PURPOSES
INVESTMENT FEES	3,956.	2,611.		0.
MISCELLANEOUS	8,671.	0.		8,671.
LIFE INSURANCE PREMIUMS	9,820.	9,820.		0.
TO FORM 990-PF, PG 1, LN 23	22,447.	12,431.		8,671.

FORM 990-PF	OTHER INCREASES IN NET ASSETS OR FUND BALANCES	STATEMENT 7
DESCRIPTION		AMOUNT
INCREASE IN MARKET VALUE ADJUSTMENT		5,064,716.
UBIT ALLOCATION OF CAPITAL GAINS		58,364.
CHANGE IN CASH SURRENDER VALUE OF LIFE INSURANCE		9,645.
TOTAL TO FORM 990-PF, PART III, LINE 3		5,132,725.

FORM 990-PF	CORPORATE STOCK	STATEMENT	8
DESCRIPTION	BOOK VALUE	FAIR MARKET VALUE	
ATTACHMENT A	24,942,050.	24,942,050.	
TOTAL TO FORM 990-PF, PART II, LINE 10B	24,942,050.	24,942,050.	

FORM 990-PF	OTHER ASSETS	STATEMENT	9
DESCRIPTION	BEGINNING OF YR BOOK VALUE	END OF YEAR BOOK VALUE	FAIR MARKET VALUE
PROGRAM RELATED CDS-PART IX-B	600,007.	225,000.	225,000.
PROGRAM RELATED LOAN REC'B (SEE ATTACHMENT B)	400,000.	1,000,000.	1,000,000.
CASH SURRENDER VALUE OF LIFE INSURANCE	388,266.	397,910.	397,910.
TO FORM 990-PF, PART II, LINE 15	1,388,273.	1,622,910.	1,622,910.

FORM 990-PF	OTHER LIABILITIES	STATEMENT	10
DESCRIPTION	BOY AMOUNT	EOY AMOUNT	
LOAN PAYABLE - LIFE INSURANCE	264,179.	0.	
MARGIN DEBT - #5049	0.	3,596,881.	
MARGIN DEBT - #2261	0.	2,049,397.	
TOTAL TO FORM 990-PF, PART II, LINE 22	264,179.	5,646,278.	

FORM 990-PF LIST OF SUBSTANTIAL CONTRIBUTORS STATEMENT 11
 PART VII-A, LINE 10

NAME OF CONTRIBUTOR	ADDRESS
CRT TOMAHAWK HOLDINGS	10 PRESIDENTIAL BLVD SUITE 105 BALA CYNWYD, PA 19004

FORM 990-PF SUMMARY OF PROGRAM-RELATED INVESTMENTS STATEMENT 12

DESCRIPTION

LOW-INTEREST RATE LOAN TO URBAN PARTNERSHIP BANK COMMUNITY, A CERTIFIED COMMUNITY DEVELOPMENT FINANCIAL INSTITUTION AND MINORITY DEPOSIT INSTITUTION, FOR THE PURPOSE OF PROVIDING ACCESS TO FINANCIAL RESOURCES TO ECONOMICALLY DISTRESSED COMMUNITIES AND UNDERSERVED PEOPLE.

	AMOUNT
TO FORM 990-PF, PART IX-B, LINE 1	200,000.

FORM 990-PF SUMMARY OF PROGRAM-RELATED INVESTMENTS STATEMENT 13

DESCRIPTION

ZERO-INTEREST RATE LOAN TO COMMUNITY CARE AND DEVELOPMENT CORPORATION, A SECTION 501(C)(3) PUBLIC CHARITY, IN FURTHERANCE OF SECTION 170(C)(2)(B) PURPOSES, INCLUDING ECONOMIC DEVELOPMENT, LOW-INCOME HOUSING, AND THE DEVELOPMENT OF MUSIC AND EDUCATIONAL PROGRAMS.

	AMOUNT
TO FORM 990-PF, PART IX-B, LINE 2	1,000,000.

FORM 990-PF OTHER PROGRAM-RELATED INVESTMENTS STATEMENT 14

DESCRIPTION	AMOUNT
SEE STATEMENT 14	0.

DESCRIPTION	AMOUNT
LOW-INTEREST LOAN TO VANCE ENTERPRISES, INC. TO RENOVATE A BLDG FOR COMMUNITY DEVELOPMENT PROGRAMS TO ASSIST WITH NURTURING TRUST, CONFIDENCE, COMMUNICATION, CONTINUED EDUCATION & MENTORSHIP OF YOUTH & ELDERLY WHILE ENHANCING THE PARTNERSHIP OF OTHER COMMUNITY ORGS.	25,000.

TOTAL TO FORM 990-PF, PART IX-B, LINE 3	25,000.
---	---------

ATTACHMENT A
BROKERAGE HOLDINGS
FORM 990-PF PART II LINE 10B

THE DANIEL VELORIC FOUNDATION
UNREALIZED GAINS AND LOSSES
COST AND MARKET VALUE AS OF 12/31/2013

Quantity	Security	Total Cost	Price	Market Value	Unrealized Gain/Loss
1,000	3-D Systems Corp	80,518.86	92.93	92,930.00	12,411.14
3,500	3M Co	248,728.85	140.25	490,875.00	242,146.15
6,000	Advanced Micro Devices Inc	14,527.00	3.87	23,220.00	8,693.00
19,000	Alcatel-Lucent Sp ADR	46,510.16	4.40	83,600.00	37,089.84
4,000	Ambarella Inc	81,844.00	33.89	135,560.00	53,716.00
46,000	Ambev SA Sp ADR	175,025.02	7.35	338,100.00	163,074.98
30,000	American Airlines Group Inc	332,069.91	25.25	757,500.00	425,430.09
3,500	American International Group	0.00	51.05	178,675.00	178,675.00
1,000	AOL Inc	30,592.00	46.62	46,620.00	16,028.00
12,170	Banco Santander SA ADR	43,566.00	9.07	110,381.90	66,815.90
37,000	Bank of America Corporation	341,563.00	15.57	576,090.00	234,527.00
6,500	Boston Scientific Corp	11,948.00	12.02	78,130.00	66,182.00
3,000	Bristol Myers Squibb Co	131,260.00	53.15	159,450.00	28,190.00
3,500	Canadian Pacific Railway Ltd	268,698.50	151.32	529,620.00	260,921.50
2,000	CBS Corp Cl B	0.00	63.74	127,480.00	127,480.00
21,500	Chesapeake Energy Corp	361,760.57	27.14	583,510.00	221,749.43
6,000	Citigroup Inc	275,512.05	52.11	312,660.00	37,147.95
3,000	Coca-Cola Co	0.00	41.31	123,930.00	123,930.00
3,000	Comcast Corp Cl A	100,120.00	51.96	155,895.00	55,775.00
31,600	CSX Corp	495,109.25	28.77	909,132.00	414,022.74
7,000	Delta Air Lines Inc	192,538.24	27.47	192,290.00	-248.24
14,000	DryShips Inc	27,531.89	4.70	65,800.00	38,268.11
25,000	Facebook Inc Cl A	653,201.38	54.65	1,366,225.00	713,023.62
2,000	FNB Corp PA	24,748.00	12.62	25,240.00	492.00
11,500	General Electric Co	239,465.66	28.03	322,345.00	82,879.34
20,500	Gilead Sciences Inc	843,205.27	75.10	1,539,550.00	696,344.73
2,000	Groupon Inc Cl A	20,168.00	11.76	23,530.00	3,362.00
21,000	Hartford Financial Services Gr	524,253.21	36.23	760,830.00	236,576.79
3,000	HCA Holdings Inc	109,086.70	47.71	143,130.00	34,043.30
500	Hewlett Packard Co	12,489.00	27.98	13,990.00	1,501.00
4,000	iShares MSCI Mexico Invest	226,277.77	68.00	272,000.00	45,722.23
12,000	Kansas City Southern	1,095,304.77	123.83	1,485,960.00	390,655.23
16,000	Kinder Morgan Inc Wt Exp 02	65,615.19	4.06	64,960.00	-655.19
3,000	Level 3 Communications Inc	80,224.00	33.17	99,510.00	19,286.00
23,000	MBIA Inc	269,218.80	11.94	274,620.00	5,401.20
22,200	Melco Crown Entertainment	443,989.37	39.22	870,684.00	426,694.63

THE DANIEL VELORIC FOUNDATION
UNREALIZED GAINS AND LOSSES
COST AND MARKET VALUE AS OF 12/31/2013

Quantity	Security	Total Cost	Price	Market Value	Unrealized Gain/Loss
6,500	MetLife Inc	276,020.52	53.92	350,480.00	74,459.48
18,500	Micron Technology Inc	223,145.65	21.75	402,375.00	179,229.35
4,500	Microsoft Corp	151,578.00	37.41	168,345.00	16,767.00
8,500	Monsanto Co	702,890.85	116.55	990,675.00	287,784.15
4,000	NCR Corp	132,076.00	34.06	136,240.00	4,164.00
9,250	News Corp Cl A	65,436.01	18.02	166,685.00	101,248.99
3,750	News Corp Cl B	59,564.64	17.83	66,862.50	7,297.86
23,000	Nokia Corp Sp ADR	135,532.41	8.11	186,530.00	50,997.59
1,000	NRG Energy Inc	26,976.22	28.72	28,720.00	1,743.78
6,000	Oracle Corp	194,595.40	38.26	229,560.00	34,964.60
9,000	Partner Communications Co I	63,018.69	9.38	84,420.00	21,401.31
12,500	Prudential Financial Inc	784,756.66	92.22	1,152,750.00	367,993.34
1,000	Qualcomm Inc	0.00	74.25	74,250.00	74,250.00
79,000	Rite Aid Corp	228,171.68	5.06	399,740.00	171,568.32
2,000	Sarepta Therapeutics Inc	31,095.00	20.37	40,740.00	9,645.00
2,500	Seagate Technology PLC	99,979.38	56.16	140,400.00	40,420.62
8,500	Sony Corp ADR	18,838.00	17.29	146,965.00	128,127.00
6,500	Splunk Inc	340,989.00	68.67	446,355.00	105,366.00
18,500	Sprint Nextel Corp Ser 1	118,972.64	10.75	198,875.00	79,902.36
20,000	Telefonica SA Sp ADR	283,303.60	16.34	326,800.00	43,496.40
1,500	Tenet Healthcare Corp	62,624.00	42.12	63,180.00	556.00
14,500	Twenty First Century Fox Inc	189,296.34	35.17	509,965.00	320,668.66
8,500	Twenty First Century Fox Inc	255,010.36	34.60	294,100.00	39,089.64
2,000	Union Pacific Corp	212,974.90	168.00	336,000.00	123,025.10
17,000	Vale SA ADR	240,079.43	15.25	259,250.00	19,170.57
3,000	Vodafone Group PLC Sp ADR	37,528.00	39.31	117,930.00	80,402.00
4,000	Walgreen Co	190,840.00	57.44	229,760.00	38,920.00
14,000	Wells Fargo & Co	472,520.48	45.40	635,600.00	163,079.52
3,500	Western Digital Corp	79,408.00	83.90	293,650.00	214,242.00
25,500	Williams Cos Inc	570,786.11	38.57	983,535.00	412,748.89
3,000	Windstream Holdings Inc	20,305.51	7.98	23,940.00	3,634.49
22,000	WPX Energy Inc	311,925.67	20.38	448,360.00	136,434.33
12,500	Yahoo Inc	264,197.25	40.44	505,500.00	241,302.75
27,000	YPF Sociedad Anonima Sp AD	413,381.40	32.96	889,920.00	476,538.60
3,000	Zimmer Holdings Inc	157,472.81	93.19	279,570.00	122,097.19

THE DANIEL VELORIC FOUNDATION
 UNREALIZED GAINS AND LOSSES
 COST AND MARKET VALUE AS OF 12/31/2013

Quantity	Security	Total Cost	Price	Market Value	Unrealized Gain/Loss
-----	-----	-----	-----	-----	-----
	TOTAL			24,942,050.40	

ATTACHMENT B
EXPENDITURE RESPONSIBILITY STATEMENTS
FORM 990-PF, PART VII, LINE 5

Willingboro Senior Urban Renewal Partners, LP
C/O Barry Sharer
AAH Management
1103 Laurel Oak Road, Suite 105
Voorhees, NJ 08043

July 22, 2014

Mr. Daniel Veloric
The Daniel Veloric Foundation
10 Presidential Boulevard
Bala Cynwyd, PA 19004

Re: Expenditure Responsibility Report for \$25,000 Grant Pursuant to
December 19, 2012 Grant and Expenditure Responsibility Agreement

Dear Mr. Veloric

This letter is to confirm that the Daniel Veloric Foundation grant of \$25,000 ("Grant") to Willingboro Senior Renewal Partners, LP ("Willingboro") pursuant to a December 19, 2012 grant and expenditure responsibility agreement ("Grant Agreement") has been used by Willingboro strictly in accordance with the Grant Agreement. As detailed in the attached statement, \$17,592.75 attributable to the Grant, including income earned thereon, has been expended solely and exclusively for charitable purposes as described in Section 170(c)(2)(B) of the Internal Revenue Code ("Code"), the Grant has been, and continues to be, held in a separate bank account dedicated solely and exclusively to such purposes and otherwise in accordance with the Grant Agreement, including Willingboro not using any of the Grant to: (a) carry on propaganda, or otherwise to attempt to influence legislation (within the meaning of section 4945(d)(1) of the Code), or (b) to influence the outcome of any specific public election, or carry on directly or indirectly, any voter registration drive (within the meaning of section 4945(d)(2) of the Code).

Sincerely,



Barry Sharer

Attachment

March 17, 2014

PROGRAM RELATED INVESTMENT AGREEMENT REPORT

This report is in compliance of Section 2.2 of the requirements for reporting to the foundation at the close of the taxable year for the Program Related Investment agreement entered into as of September 16, 2013, between the DANIEL VELORIC FOUNDATION (the "Foundation") and VANCE ENTERPRISES, INC. ("Vance"). For the program related investment loan for \$25,000 which was disbursed according to Section 4944 of the code.


To renovate and complete construction of a unused building located at 214-216 Cherry St. Norristown, Pa. 190401 ("Building") in an economically depressed and blighted area in Norristown, PA; The Building was renovated so as to rent it out for community development programs to assist with nurturing the trust, confidence, communication, continued education and mentorship of the youth and elderly while enhancing the partnership of other community organizations; The renovation of the Building also will promote social welfare by combating community deterioration, eradicating blight in the neighborhood, and providing a community benefit; The renovations of the Building by Vance will also help to reduce crime in the community and improve the safety of the community.

The PRI loan was used for the primary purpose of the loan to accomplish one or more purposes as described in Section 170(c)(B) of the code. And no significant of the loan was the production of income or the appreciation of property; and (3) no purpose of the loan was to attempt to influence legislation or participate in or intervene in any political campaign under Section 445(d)(1) of the code. The entire PRI loan of \$25,000 was disbursed for the completion of renovations for 214-216 Cherry Street Building.

The funds were deposited in a separate account at WELLS FARGO BANK, ACCOUNT #1460650029. The PRI \$25,000 loan was disbursed from checking account and issued to. Contractor Builder, Carl Walker, 160 Clearview Ave. Blue Bell PA. 19422. (bank statements, canceled checks and receipts available).

The building 214-216 Building is currently being advertised for rent through Real Estate associate broker, Connie Brady, Connie@ConnieBrady.com, 610-633-5908.

This report PRI agreement report was prepared and submitted by, Oscar P. Vance Jr, President Vance Enterprises Inc., as required by Section 2.2 of the code.



Oscar P Vance Jr

President Vance Enterprises Inc

Date March 17, 2014

July 16, 2014

PO Box 19260
Chicago, IL 60619-0260
800.905.7725
upbnk.com

Daniel Veloric
The Daniel Veloric Foundation
10 Presidential Boulevard
Bala Cynwyd, PA 19004


Re: January 2, 2014

Dear Mr. Veloric:

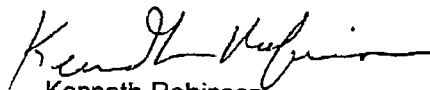
This letter is to confirm that your \$200,000.00 program-related investment (PRI) deposit of \$200,000 made on January 2, 2014 with the Urban Partnership Bank (UPB), which matured on April 3, 2014, was used in accordance with our letter to me dated January 23, 2014, including, but not limited to such funds (1) being used for your community development activities, as described in your January 23rd letter and (2) not being used to: (a) carry on propaganda, or otherwise to attempt to influence legislation (within the meaning of section 4945(d)(1) of the Code), or (b) to influence the outcome of any specific public election, or carry on directly or indirectly, any voter registration drive (within the meaning of section 4945(d)(2) of the Code).

Thank you for advancing our shared goal of facilitating sustainable economic development in underserved communities.

Sincerely,



Eileen Kennedy
Chief Financial Officer
Urban Partnership Bank



Kenneth Robinson
Director, NonProfit & Foundation Banking
Urban Partnership Bank

cc: Richard Fox, Dilworth Paxson LLP
Phillip Moore, Commercial Banker, UPB

ATTACHMENT C
GRANTS & CONTRIBUTIONS PAID
FORM 990-PF, PART XV, LINE 3A

The Veloric Foundation
 Federal ID #23-7850850
 Attachment to Form 990-PF
 for the calendar year 2013

Page 10, Part XV, Supplementary Information

3a Grants and contributions paid during the year

Name and address (home or business)	If recipient is an individual, show any relationship to any foundation manager or substantial contributor	501 Foundation status of recipient	2013 Actual Amount
American Cancer Society PA Div. PO Box 897 Hershey, PA 17033-0897	N/A	Y	500
American Heart Association 1617 JFK Blvd. Suite 700 Philadelphia, PA 19103	N/A	Y	500
American Red Cross Disaster Relief of Southeastern Pennsylvania PO Box 4040 Southeastern, PA 19398-4040	N/A	Y	500
Association of Small Foundations 4905 Del Ray Ave - Suite 308 Bethesda, MD 20814	N/A	Y	500
American Society for Technion 100 Four Falls Corp. Ctr Suite 211 West Conshohocken, PA 19428	N/A	Y	10,000
Bryn Mawr Hospital Foundation 130 South Bryn Mawr Avenue Bryn Mawr, PA 19010	N/A	Y	5,000
Community College of Philadelphia 1700 Spring Garden Street Philadelphia, PA 19130	N/A	Y	2,500
The Enterprise Center, Inc. 4548 Market Street Philadelphia, PA 19139	N/A	Y	16,500
Fidelity Charitable Gift Fund 200 Seaport Blvd Z2N Boston, MA 02210-2619	N/A	Y	75,000
Fireman's Hall Museum 147 North Second Street Philadelphia, PA 19106	N/A	Y	500
Food Allergy Initiative 4180 City Avenue Philadelphia, PA 19131-1695	N/A	Y	500

Name and address (home or business)	If recipient is an individual, show any relationship to any foundation manager or substantial contributor	501 Foundation status of recipient	2013 Actual Amount
Foundation Fighting Blindness, Inc. 7168 Columbia Gateway Dr. Suite 100 Columbia, MD 21046-3256	N/A	Y	5,000
Friends of Jerry Segal 1729 Marilyn Dr. Havertown, PA 19083	N/A	Y	250
Global Interdependence Ctr. 100 N. Sixth St. - Fifth Fl. SE Phila., PA 19106	N/A	Y	1,400
Hardy Williams Education Fund PO Box 25200 Philadelphia, PA 19119	N/A	Y	2,500
Jewish Federation of Greater Phila. PO Box 95000-4000 Philadelphia, PA 19195-0001	N/A	Y	1,000
Susan G. Komen for the Cure PO Box 96216 Washington, DC 20090-6216	N/A	Y	500
Lankenau Hospital Main Line Heart Health Ct. 100 Lancaster Avenue Wynnewood, PA19096	N/A	Y	5,000
Leukemia & Lymphoma Society 555 North Lane - Suite 5010 Conshohocken, PA 19428	N/A	Y	500
Peoples Help Institue 1333 Cheltenham Avenue Melrose Park, PA 19027	N/A	Y	200
Phila. Fire Dept. Fire Prevention Div. 240 Spring Garden St. Phila., PA 19123-2991	N/A	Y	250
Police Athletic League of Phila. 2524 Clearfield St. Philadelphia, PA 19134	N/A	Y	4,000
Settlement Music School 4910 Wynnefield Avenue Philadelphia, PA 19131-1695	N/A	Y	49,500
Stenton 4601 N. 18th Street Philadelphia, PA 19140	N/A	Y	250
Vance Community Partners 214 Cherry Street Norristown, PA 19401	N/A	Y	11,000

Name and address (home or business)	If recipient is an individual, show any relationship to any foundation manager or substantial contributor	501 Foundation status of recipient	2013 Actual Amount
United Way of Greater PA PO Box 15760 Philadelphia, PA 19103	N/A	Y	500
Vesper Boat Club 10 Boathouse Tow Philadelphia, PA 19130	N/A	Y	250
WPCNB Gifts for the Holidays 5070 Parkside Avenue - Suite 400 Phila , PA 19146	N/A	Y	500
Total			194,600

ATTACHMENT D
CAPITAL GAINS AND LOSSES
FORM 990-PF, PART IV, LINE 1

Realized Gain/Loss Report 2013

DV Foundation
Account : xxx5049

Security Description	Date of Sale	Date Acquire	Quantity	Proceeds	Cost Holding Period	Covered / Non-Covered	Disallowance Amount	Realized Gain / Loss
AOL INC COM USD0.01	11/25/2013	04/26/2012	500	\$22,233.31	\$9,883.00 Long-Term	Non-Covered	\$0.00	\$0.00
AOL INC COM USD0.01	11/25/2013	05/09/2012	500	\$22,233.31	\$10,568.00 Long-Term	Non-Covered	\$0.00	-\$3,833.57
BARCLAYS ADR-EACH	10/04/2013	06/19/2012	1000	\$17,483.19	\$12,717.00 Long-Term	Non-Covered	\$0.00	\$1,934.59
BARCLAYS PLC RT PU	10/23/2013	06/19/2012	250	\$1,322.20	\$0.00 Long-Term	Non-Covered	\$0.00	\$0.00
C S X CORP	01/07/2013	02/11/2005	3000	\$61,640.61	\$19,640.50 Long-Term	Non-Covered	\$0.00	\$0.00
C S X CORP	10/04/2013	08/25/2006	1000	\$25,566.99	\$9,664.67 Long-Term	Non-Covered	\$0.00	\$0.00
CITIGROUP INC COM F	06/18/2013	12/23/2009	500	\$25,005.56	\$16,358.00 Long-Term	Non-Covered	\$0.00	\$2,572.76
CITIGROUP INC COM F	06/18/2013	12/23/2009	200	\$10,002.22	\$6,563.20 Long-Term	Non-Covered	\$0.00	\$2,382.76
CITIGROUP INC COM F	06/18/2013	06/08/2009	300	\$15,003.34	\$10,760.00 Long-Term	Non-Covered	\$0.00	\$4,469.82
COMPANHIA DE BEBID	06/18/2013	05/01/2009	1000	\$36,085.36	\$11,639.48 Long-Term	Non-Covered	\$0.00	\$24,445.88
COMPANHIA DE BEBID	03/28/2013	05/01/2009	0	\$0.61	\$0.61 Long-Term	Non-Covered	\$0.00	\$10,059.74
COMPANHIA DE BEBID	06/18/2013	04/25/2012	500	\$18,042.69	\$21,876.26 Long-Term	Non-Covered	\$0.00	\$2,994.90
COMPANHIA DE BEBID	04/11/2013	02/13/2012	500	\$20,717.53	\$18,782.94 Long-Term	Non-Covered	\$0.00	\$2,394.94
COMPANHIA DE BEBID	03/28/2013	02/13/2012	0	\$0.06	\$0.06 Long-Term	Non-Covered	\$0.00	\$12,350.31
COMPANHIA DE BEBID	03/28/2013	11/06/2003	0	\$0.17	\$0.17 Long-Term	Non-Covered	\$0.00	\$11,665.31
COMPANHIA DE BEBID	03/28/2013	02/18/2005	0	\$0.13	\$0.13 Long-Term	Non-Covered	\$0.00	\$5,637.79
COMPANHIA DE BEBID	07/15/2013	06/11/2009	0	\$0.05	\$0.03 Long-Term	Non-Covered	\$0.00	\$4,508.58
EXXON MOBIL CORP	07/15/2013	02/14/2005	444	\$41,399.47	\$14,929.78 Long-Term	Non-Covered	\$0.00	\$10,173.44
EXXON MOBIL CORP	01/09/2013	02/14/2005	324	\$28,543.40	\$10,894.11 Long-Term	Non-Covered	\$0.00	\$21,033.48
EXXON MOBIL CORP	07/15/2013	07/11/2005	556	\$51,860.85	\$22,769.33 Long-Term	Non-Covered	\$0.00	\$1,501.76
EXXON MOBIL CORP	01/09/2013	02/01/2005	676	\$59,575.62	\$20,846.38 Long-Term	Non-Covered	\$0.00	\$1,499.76
ISHARES MSCI BRAZIL	04/11/2013	04/24/2009	500	\$27,581.38	\$21,660.83 Long-Term	Non-Covered	\$0.00	\$6,042.32
ISHARES MSCI BRAZIL	06/18/2013	04/24/2009	300	\$14,109.75	\$12,996.49 Long-Term	Non-Covered	\$0.00	\$828.49
ISHARES MSCI MEXIC	12/10/2013	06/19/2012	500	\$34,330.40	\$29,068.00 Long-Term	Non-Covered	\$0.00	\$42,000.11
ISHARES MSCI MEXIC	12/10/2013	04/07/2011	500	\$34,330.40	\$31,803.00 Long-Term	Non-Covered	\$0.00	\$15,902.32
KINDER MORGAN INC	06/10/2013	06/11/2009	346	\$13,443.96	\$8,198.79 Long-Term	Non-Covered	\$0.00	\$0.02
KINDER MORGAN INC	06/10/2013	06/11/2009	212	\$8,217.92	\$0.00 Long-Term	Non-Covered	\$0.00	\$26,469.69
KINDER MORGAN INC	06/10/2013	11/29/2005	212	\$8,217.92	\$5,259.11 Long-Term	Non-Covered	\$0.00	\$17,649.29
KINDER MORGAN INC	01/09/2013	06/11/2009	77	\$2,857.55	\$1,824.59 Long-Term	Non-Covered	\$0.00	\$29,091.52

Security Description	Date of Sale	Date Acquire	Quantity	Proceeds	Cost Holding Period	Covered / Non-Covered	Disallowance Amount	Realized Gain / Loss
KINDER MORGAN INC	01/09/2013	04/07/2011	423	\$15,697.97	\$13,590.35 Long-Term	Non-Covered	\$0.00	\$38,729.24
KINDER MORGAN INC	06/10/2013	06/11/2008	1269	\$49,307.50	\$40,771.05 Long-Term	Non-Covered	\$0.00	\$4,766.19
LEVEL 3 COMMUNICAT	11/25/2013	10/17/2012	1000	\$29,155.79	\$23,518.00 Long-Term	Non-Covered	\$0.00	\$8,647.56
MEAD JOHNSON NUTF	11/18/2013	01/07/2010	360	\$29,896.04	\$16,593.20 Long-Term	Non-Covered	\$0.00	\$3,439.02
MEAD JOHNSON NUTF	11/18/2013	06/08/2012	300	\$24,913.37	\$24,096.50 Long-Term	Non-Covered	\$0.00	\$4,243.34
MEAD JOHNSON NUTF	11/18/2013	10/17/2012	500	\$41,522.28	\$36,042.60 Long-Term	Non-Covered	\$0.00	\$13,302.84
MEAD JOHNSON NUTF	11/18/2013	05/14/1989	315	\$26,192.16	\$8,235.00 Long-Term	Non-Covered	\$0.00	\$816.87
MEAD JOHNSON NUTF	11/18/2013	04/13/2009	25	\$2,042.99	\$787.41 Long-Term	Non-Covered	\$0.00	\$5,479.68
MOBILE TELESYSTEM:	06/10/2013	04/26/2012	500	\$9,098.51	\$9,338.00 Long-Term	Non-Covered	\$0.00	\$17,957.16
MOBILE TELESYSTEM:	06/10/2013	02/06/2012	500	\$9,098.51	\$8,579.00 Long-Term	Non-Covered	\$0.00	\$1,255.58
MOBILE TELESYSTEM:	06/10/2013	06/06/2012	1000	\$18,197.01	\$17,428.00 Long-Term	Non-Covered	\$0.00	-\$239.49
ORACLE CORPORATIC	10/04/2013	06/19/2012	500	\$16,585.76	\$14,013.00 Long-Term	Non-Covered	\$0.00	\$519.51
ORACLE CORPORATIC	10/04/2013	06/20/2012	500	\$16,585.76	\$14,203.00 Long-Term	Non-Covered	\$0.00	\$769.01
SASOL SPON ADR EAC	12/10/2013	04/17/2012	300	\$14,532.14	\$13,999.80 Long-Term	Non-Covered	\$0.00	\$7,300.96
SASOL SPON ADR EAC	12/10/2013	04/17/2012	200	\$9,681.83	\$9,333.20 Long-Term	Non-Covered	\$0.00	\$5,262.40
SUNCOR ENERGY COI	07/15/2013	06/20/2005	1000	\$31,026.46	\$23,725.50 Long-Term	Non-Covered	\$0.00	\$2,527.40
SYNGENTA ADR EACH	10/04/2013	05/22/2012	300	\$24,032.58	\$19,524.00 Long-Term	Non-Covered	\$0.00	\$5,245.17
SYNGENTA ADR EACH	10/04/2013	06/12/2003	145	\$11,618.65	\$1,445.21 Long-Term	Non-Covered	\$0.00	\$8,217.92
SYNGENTA ADR EACH	10/04/2013	06/12/2003	300	\$24,023.58	\$2,990.10 Long-Term	Non-Covered	\$0.00	\$2,958.81
SYNGENTA ADR EACH	10/04/2013	05/22/2012	100	\$8,012.86	\$6,511.10 Long-Term	Non-Covered	\$0.00	\$1,032.96
SYNGENTA ADR EACH	10/04/2013	05/22/2012	100	\$8,010.86	\$6,511.10 Long-Term	Non-Covered	\$0.00	\$2,107.62
SYNGENTA ADR EACH	09/05/2013	06/19/2012	500	\$39,285.32	\$33,243.00 Long-Term	Non-Covered	\$0.00	\$8,536.45
SYNGENTA ADR EACH	10/04/2013	05/22/2012	55	\$4,407.07	\$3,578.58 Long-Term	Non-Covered	\$0.00	-\$311.32
TENET HEALTHCARE (11/18/2013	10/08/2009	250	\$10,477.82	\$6,008.00 Long-Term	Non-Covered	\$0.00	\$2,913.11
TENET HEALTHCARE (11/18/2013	04/21/2008	500	\$20,955.64	\$10,895.90 Long-Term	Non-Covered	\$0.00	-\$6,864.53
TENET HEALTHCARE (11/18/2013	10/18/2010	125	\$5,238.90	\$2,244.00 Long-Term	Non-Covered	\$0.00	-\$8,165.03
TENET HEALTHCARE (11/18/2013	03/31/2008	125	\$5,238.91	\$2,843.97 Long-Term	Non-Covered	\$0.00	\$16,533.94
VALE S A SPONS ADR	06/10/2013	05/01/2009	100	\$1,425.58	\$1,736.90 Long-Term	Non-Covered	\$0.00	\$532.34
VALE S.A. SPONS ADR	01/07/2013	05/01/2009	900	\$18,545.21	\$15,632.10 Long-Term	Non-Covered	\$0.00	\$348.63
VALE S.A. SPONS ADR	06/10/2013	06/11/2009	1000	\$14,255.75	\$21,120.28 Long-Term	Non-Covered	\$0.00	\$5,920.55
VALE S.A. SPONS ADR	06/10/2013	04/17/2012	900	\$12,830.17	\$20,995.20 Long-Term	Non-Covered	\$0.00	\$1,113.26
VALE S A SPONS ADR	04/11/2013	02/24/2005	2000	\$34,488.44	\$17,954.50 Long-Term	Non-Covered	\$0.00	\$1,322.20
TOTAL				\$1,186,187.37	\$776,192.01			\$409,995.36

Security Description	Date of Sale	Date Acquire	Quantity	Proceeds	Cost Holding Period	Non-Covered	Covered	Disallowance	Realized Gain	/Loss
ADVANCED MICRO DE	11/22/2013	09/05/2013	1000	\$3,335.94	\$3,488.00	Short-Term	Non-Covered	\$0.00	\$0.00	-\$152.06
ADVANCED MICRO DE	11/22/2013	09/05/2013	1000	\$3,335.94	\$3,484.00	Short-Term	Non-Covered	\$0.00	\$0.00	-\$148.06
ALCATEL-LUCENT SPC	10/29/2013	01/04/2013	5000	\$16,541.71	\$8,174.30	Short-Term	Non-Covered	\$0.00	\$0.00	\$8,367.41
AOL INC COM USD0.01	06/18/2013	08/06/2012	500	\$18,457.68	\$14,258.00	Short-Term	Non-Covered	\$0.00	\$0.00	\$4,199.68
AOL INC COM USD0.01	04/11/2013	01/07/2013	500	\$19,361.56	\$15,120.00	Short-Term	Non-Covered	\$0.00	\$0.00	\$4,241.56
AOL INC COM USD0.01	06/18/2013	06/27/2012	500	\$18,457.68	\$11,086.60	Short-Term	Non-Covered	\$0.00	\$0.00	\$7,371.08
AOL INC COM USD0.01	06/18/2013	06/20/2012	500	\$18,457.67	\$10,813.00	Short-Term	Non-Covered	\$0.00	\$0.00	\$7,644.68
AOL INC COM USD0.01	06/18/2013	06/19/2012	500	\$18,457.67	\$10,763.00	Short-Term	Non-Covered	\$0.00	\$0.00	\$7,694.67
AOL INC COM USD0.01	11/25/2013	09/03/2013	1000	\$44,466.63	\$32,668.00	Short-Term	Non-Covered	\$0.00	\$0.00	\$11,798.63
BARCLAYS ADR-EACH	11/15/2013	09/03/2013	1000	\$16,076.62	\$17,667.00	Short-Term	Non-Covered	\$0.00	\$0.00	-\$1,590.38
BARCLAYS ADR-EACH	10/04/2013	01/07/2013	500	\$8,741.59	\$9,224.00	Short-Term	Non-Covered	\$500.00	\$0.00	-\$482.41
BARCLAYS ADR-EACH	10/04/2013	06/18/2013	1000	\$17,483.19	\$18,796.80	Short-Term	Non-Covered	\$0.00	\$0.00	-\$1,313.61
BARCLAYS ADR-EACH	10/04/2013	04/09/2013	500	\$8,741.59	\$8,883.00	Short-Term	Non-Covered	\$0.00	\$0.00	-\$141.41
BARCLAYS ADR-EACH	11/15/2013	04/09/2013	1000	\$16,076.62	\$19,131.12	Short-Term	Non-Covered	\$0.00	\$0.00	-\$3,054.50
BARCLAYS PLC RT PU	10/23/2013	06/18/2013	250	\$1,322.20	\$0.00	Short-Term	Non-Covered	\$0.00	\$0.00	\$1,322.20
BARCLAYS PLC RT PU	10/23/2013	04/09/2013	125	\$661.10	\$0.00	Short-Term	Non-Covered	\$0.00	\$0.00	\$661.10
BARCLAYS PLC RT PU	10/23/2013	09/05/2013	250	\$1,322.20	\$0.00	Short-Term	Non-Covered	\$0.00	\$0.00	\$1,322.20
BARCLAYS PLC RT PU	10/23/2013	09/03/2013	250	\$1,322.20	\$0.00	Short-Term	Non-Covered	\$0.00	\$0.00	\$1,322.20
BARCLAYS PLC RT PU	10/23/2013	01/07/2013	125	\$661.10	\$0.00	Short-Term	Non-Covered	\$0.00	\$0.00	\$661.10
BIOLASE iNC COM	11/22/2013	10/01/2013	3000	\$4,811.20	\$5,834.75	Short-Term	Non-Covered	\$0.00	\$0.00	-\$1,023.55
BLACKBERRY LTD NPI	10/04/2013	01/07/2013	900	\$6,941.67	\$10,748.70	Short-Term	Non-Covered	\$900.00	\$0.00	-\$3,807.03
BLACKBERRY LTD NPI	04/11/2013	01/07/2013	100	\$1,359.11	\$1,194.30	Short-Term	Non-Covered	\$0.00	\$0.00	\$164.81
BLACKBERRY LTD NPI	04/11/2013	01/04/2013	900	\$12,231.98	\$10,778.40	Short-Term	Non-Covered	\$0.00	\$0.00	\$1,453.58
BLACKBERRY LTD NPI	04/11/2013	01/04/2013	100	\$1,344.59	\$1,197.60	Short-Term	Non-Covered	\$0.00	\$0.00	\$146.99
BLACKBERRY LTD NPI	11/22/2013	09/03/2013	100	\$613.57	\$1,389.33	Short-Term	Non-Covered	\$0.00	\$0.00	-\$775.76
BLACKBERRY LTD NPI	11/22/2013	09/09/2013	1000	\$6,135.68	\$11,349.30	Short-Term	Non-Covered	\$0.00	\$0.00	-\$5,213.62
BLACKBERRY LTD NPI	11/18/2013	01/07/2013	100	\$626.59	\$1,883.32	Short-Term	Non-Covered	\$0.00	\$0.00	-\$1,256.73
BLACKBERRY LTD NPI	10/04/2013	01/07/2013	900	\$6,947.97	\$13,683.63	Short-Term	Non-Covered	\$900.00	\$0.00	-\$6,735.66
BLACKBERRY LTD NPI	11/18/2013	09/03/2013	300	\$1,879.76	\$4,055.41	Short-Term	Non-Covered	\$0.00	\$0.00	-\$2,175.65
BLACKBERRY LTD NPI	11/22/2013	09/03/2013	800	\$4,908.54	\$10,814.44	Short-Term	Non-Covered	\$0.00	\$0.00	-\$5,905.90
BLACKBERRY LTD NPI	11/18/2013	01/07/2013	400	\$2,506.36	\$7,532.83	Short-Term	Non-Covered	\$0.00	\$0.00	-\$5,026.47
BLACKBERRY LTD NPI	11/18/2013	01/07/2013	100	\$626.59	\$1,883.27	Short-Term	Non-Covered	\$0.00	\$0.00	-\$1,256.68
BLACKBERRY LTD NPI	11/18/2013	01/07/2013	100	\$626.59	\$1,883.41	Short-Term	Non-Covered	\$0.00	\$0.00	-\$1,256.82
BLACKBERRY LTD NPI	11/18/2013	01/07/2013	100	\$626.59	\$1,882.41	Short-Term	Non-Covered	\$0.00	\$0.00	-\$1,255.82
BLACKBERRY LTD NPI	10/04/2013	09/03/2013	1200	\$9,263.95	\$12,316.80	Short-Term	Non-Covered	\$1,200.00	\$0.00	-\$3,052.85
BLACKBERRY LTD NPI	11/18/2013	09/03/2013	800	\$5,012.71	\$8,211.20	Short-Term	Non-Covered	\$0.00	\$0.00	-\$3,198.49
BLACKBERRY LTD NPI	11/18/2013	01/07/2013	100	\$626.59	\$1,891.15	Short-Term	Non-Covered	\$0.00	\$0.00	-\$1,264.56
BRISTOL MYERS SQUI	09/05/2013	07/15/2013	500	\$20,856.97	\$22,593.00	Short-Term	Non-Covered	\$500.00	\$0.00	-\$1,736.03

Security Description	Date of Sale	Date Acquire	Quantity	Proceeds	Cost Holding Period	Covered / Non-Covered	Disallowance	Realized Gain
BRISTOL MYERS SQUI	09/05/2013	09/03/2013	1000	\$41,713.94	\$41,658.00	Non-Covered	\$0.00	\$55.94
C S X CORP	10/04/2013	04/11/2013	1000	\$25,566.99	\$24,288.00	Non-Covered	\$0.00	\$1,278.99
C S X CORP	10/04/2013	09/05/2013	1000	\$25,566.98	\$25,488.00	Non-Covered	\$0.00	\$78.98
CHESAPEAKE ENERG'	11/25/2013	07/15/2013	1000	\$26,249.41	\$21,708.00	Non-Covered	\$0.00	\$4,541.41
CHESAPEAKE ENERG'	11/25/2013	04/09/2013	1000	\$26,249.41	\$20,228.00	Non-Covered	\$0.00	\$6,021.41
CHINA UNICOM (HONG	04/09/2013	01/04/2013	100	\$1,305.17	\$1,650.54	Non-Covered	\$0.00	-\$345.37
CHINA UNICOM (HONG	04/09/2013	01/04/2013	400	\$5,251.88	\$6,602.16	Non-Covered	\$0.00	-\$1,350.28
COMPANHIA DE BEBID	03/28/2013	04/25/2012	0	\$0.06	\$0.06	Non-Covered	\$0.00	\$0.00
COMPANHIA DE BEBID	03/28/2013	06/20/2012	0	\$0.06	\$0.06	Non-Covered	\$0.00	\$0.00
COMPANHIA DE BEBID	04/11/2013	06/20/2012	500	\$20,717.53	\$19,077.92	Non-Covered	\$0.00	\$1,639.61
COMPANHIA DE BEBID	04/11/2013	06/19/2012	500	\$20,717.53	\$19,467.94	Non-Covered	\$0.00	\$1,249.59
COMPANHIA DE BEBID	03/28/2013	06/19/2012	0	\$0.06	\$0.06	Non-Covered	\$0.00	\$0.00
COMPANHIA DE BEBID	06/18/2013	04/09/2013	500	\$18,042.69	\$20,748.00	Non-Covered	\$0.00	-\$2,705.31
COMPANHIA DE BEBID	04/11/2013	10/17/2012	500	\$20,717.55	\$20,542.94	Non-Covered	\$0.00	\$174.61
COMPANHIA DE BEBID	03/28/2013	10/17/2012	0	\$0.06	\$0.06	Non-Covered	\$0.00	\$0.00
CORNING INC	04/11/2013	01/07/2013	500	\$6,671.85	\$6,365.50	Non-Covered	\$0.00	\$306.35
DELL INC COM STK US	10/30/2013	01/07/2013	500	\$6,875.00	\$5,517.00	Non-Covered	\$0.00	\$1,358.00
DELL INC COM STK US	10/30/2013	09/03/2013	1000	\$13,750.00	\$13,778.00	Non-Covered	\$0.00	-\$28.00
DELL INC COM STK US	10/30/2013	01/04/2013	500	\$6,875.00	\$5,513.00	Non-Covered	\$0.00	\$1,362.00
DELL INC COM STK US	10/30/2013	04/11/2013	1000	\$13,750.00	\$14,085.00	Non-Covered	\$1,000.00	-\$335.00
DRYSHIPS INC COM U	11/18/2013	09/09/2013	1000	\$2,997.94	\$4,076.88	Non-Covered	\$0.00	-\$1,078.94
DRYSHIPS INC COM U	11/18/2013	09/05/2013	1000	\$2,997.95	\$2,718.00	Non-Covered	\$0.00	\$279.95
DRYSHIPS INC COM U	10/29/2013	09/05/2013	3000	\$8,455.05	\$8,156.45	Non-Covered	\$0.00	\$298.60
DRYSHIPS INC COM U	10/29/2013	09/09/2013	2000	\$5,636.70	\$6,225.13	Non-Covered	\$2,000.00	-\$588.43
DRYSHIPS INC COM U	11/18/2013	09/09/2013	1000	\$2,997.95	\$3,112.57	Non-Covered	\$1,000.00	-\$114.62
EASTMAN KODAK CO I	11/15/2013	10/01/2013	1000	\$24,445.57	\$25,554.66	Non-Covered	\$0.00	-\$1,109.09
EASTMAN KODAK CO I	11/15/2013	10/03/2013	1000	\$24,445.57	\$27,279.60	Non-Covered	\$0.00	-\$2,834.03
FACEBOOK INC COM L	11/25/2013	10/04/2013	500	\$22,350.27	\$25,533.00	Non-Covered	\$0.00	-\$3,182.73
FACEBOOK INC COM L	11/25/2013	09/18/2013	500	\$22,350.27	\$22,403.00	Non-Covered	\$500.00	-\$52.73
FACEBOOK INC COM L	11/25/2013	10/04/2013	1000	\$44,700.54	\$51,058.00	Non-Covered	\$500.00	-\$6,357.46
FACEBOOK INC COM L	04/09/2013	10/12/2012	1000	\$26,668.64	\$19,524.00	Non-Covered	\$0.00	\$7,144.64
FACEBOOK INC COM L	04/09/2013	09/19/2012	1000	\$26,668.64	\$22,998.00	Non-Covered	\$0.00	\$3,670.64
FIRST REPUBLIC BANK	06/18/2013	01/04/2013	500	\$19,242.67	\$17,403.00	Non-Covered	\$0.00	\$1,839.67
FIRST REPUBLIC BANK	06/18/2013	04/09/2013	1500	\$57,279.99	\$58,928.00	Non-Covered	\$0.00	-\$1,200.01
FUSION-IO COM USD0	04/09/2013	11/21/2012	500	\$7,471.83	\$12,102.97	Non-Covered	\$0.00	-\$4,631.14
GENERAL ELECTRIC C	10/04/2013	01/07/2013	500	\$12,009.29	\$10,538.00	Non-Covered	\$0.00	\$1,471.29
GENERAL ELECTRIC C	10/04/2013	12/11/2012	500	\$12,009.29	\$10,843.00	Non-Covered	\$0.00	\$1,166.29
GENERAL ELECTRIC C	10/04/2013	09/03/2013	1000	\$24,018.58	\$23,008.00	Non-Covered	\$0.00	\$1,010.58

Security Description	Date of Sale	Date Acquire	Quantity	Proceeds	Cost Holding Period	Covered	Disallowance	Realized Gain	/Loss
GILEAD SCIENCES INC	11/22/2013	09/10/2013	500	\$37,256.35	\$31,344.00	Short-Term	Non-Covered	\$0.00	\$5,912.35
GILEAD SCIENCES INC	11/25/2013	09/10/2013	500	\$37,271.70	\$31,344.00	Short-Term	Non-Covered	\$0.00	\$5,927.70
GILEAD SCIENCES INC	07/15/2013	06/10/2013	500	\$28,780.50	\$26,208.00	Short-Term	Non-Covered	\$0.00	\$2,572.50
GILEAD SCIENCES INC	11/25/2013	09/03/2013	500	\$37,271.70	\$30,302.75	Short-Term	Non-Covered	\$0.00	\$6,968.95
GILEAD SCIENCES INC	07/15/2013	04/11/2013	500	\$28,780.49	\$25,583.71	Short-Term	Non-Covered	\$0.00	\$3,196.78
HCA HLDGS INC COM1	11/25/2013	09/18/2013	1000	\$44,288.61	\$42,378.00	Short-Term	Non-Covered	\$0.00	\$1,910.61
HCA HLDGS INC COM1	11/25/2013	10/04/2013	500	\$22,144.30	\$23,068.00	Short-Term	Non-Covered	\$0.00	-\$923.70
HCA HLDGS INC COM1	11/25/2013	10/03/2013	500	\$22,144.30	\$22,828.00	Short-Term	Non-Covered	\$0.00	-\$683.70
HCA HLDGS INC COM1	06/18/2013	04/11/2013	1000	\$38,881.32	\$38,407.20	Short-Term	Non-Covered	\$0.00	\$474.12
HEWLETT-PACKARD C	04/11/2013	01/09/2013	500	\$10,432.76	\$7,912.50	Short-Term	Non-Covered	\$0.00	\$2,520.26
HEWLETT-PACKARD C	11/25/2013	05/08/2013	500	\$12,643.03	\$10,449.00	Short-Term	Non-Covered	\$0.00	\$2,194.03
HEWLETT-PACKARD C	11/25/2013	11/15/2013	500	\$12,643.03	\$12,489.00	Short-Term	Non-Covered	\$0.00	\$154.03
HEWLETT-PACKARD C	04/11/2013	11/21/2012	500	\$10,432.77	\$6,003.00	Short-Term	Non-Covered	\$0.00	\$4,429.77
HEWLETT-PACKARD C	09/05/2013	01/09/2013	500	\$11,030.81	\$7,912.50	Short-Term	Non-Covered	\$0.00	\$3,118.31
HEWLETT-PACKARD C	09/18/2013	04/09/2013	500	\$10,947.81	\$11,335.87	Short-Term	Non-Covered	\$0.00	-\$388.06
HEWLETT-PACKARD C	09/18/2013	09/03/2013	500	\$10,947.80	\$11,249.00	Short-Term	Non-Covered	\$0.00	-\$301.20
HEWLETT-PACKARD C	04/11/2013	01/07/2013	1000	\$20,865.53	\$15,218.00	Short-Term	Non-Covered	\$0.00	\$5,647.53
HEWLETT-PACKARD C	09/18/2013	04/09/2013	1000	\$21,895.62	\$22,235.33	Short-Term	Non-Covered	\$0.00	-\$339.71
HEWLETT-PACKARD C	09/05/2013	04/09/2013	500	\$11,030.80	\$11,117.67	Short-Term	Non-Covered	\$500.00	-\$86.87
ISHARES MSCI BRAZIL	06/18/2013	04/09/2013	500	\$23,514.59	\$27,683.00	Short-Term	Non-Covered	\$0.00	-\$4,168.41
ISHARES MSCI MEXIC	11/25/2013	01/09/2013	500	\$32,622.52	\$36,371.30	Short-Term	Non-Covered	\$0.00	-\$3,748.78
ISHARES MSCI MEXIC	12/10/2013	10/04/2013	1000	\$68,698.80	\$65,008.00	Short-Term	Non-Covered	\$0.00	\$3,690.80
ISHARES MSCI MEXIC	11/25/2013	09/10/2013	1000	\$65,245.04	\$65,566.70	Short-Term	Non-Covered	\$0.00	-\$321.66
ISHARES MSCI MEXIC	06/18/2013	04/09/2013	500	\$32,326.43	\$37,783.00	Short-Term	Non-Covered	\$0.00	-\$5,456.57
ISHARES MSCI MEXIC	11/25/2013	01/07/2013	500	\$32,622.52	\$36,083.00	Short-Term	Non-Covered	\$500.00	-\$3,460.48
JDS UNIPHASE CORP.	07/15/2013	01/07/2013	500	\$7,492.87	\$7,077.10	Short-Term	Non-Covered	\$0.00	\$415.77
JDS UNIPHASE CORP.	07/15/2013	04/11/2013	500	\$7,492.86	\$7,102.95	Short-Term	Non-Covered	\$0.00	\$389.91
JDS UNIPHASE CORP.	07/15/2013	04/09/2013	1000	\$14,985.74	\$13,368.00	Short-Term	Non-Covered	\$0.00	\$1,617.74
KINDER MORGAN INC	01/09/2013	06/19/2012	300	\$11,136.74	\$9,673.80	Short-Term	Non-Covered	\$0.00	\$1,462.94
KINDER MORGAN INC	01/09/2013	06/19/2012	200	\$7,422.20	\$6,449.20	Short-Term	Non-Covered	\$0.00	\$973.00
LEVEL 3 COMMUNICAT	09/05/2013	04/11/2013	1000	\$22,835.60	\$21,758.00	Short-Term	Non-Covered	\$0.00	\$1,077.60
LEVEL 3 COMMUNICAT	09/05/2013	06/10/2013	1000	\$22,835.60	\$22,468.00	Short-Term	Non-Covered	\$0.00	\$367.60
LOUISIANA PACIFIC	11/25/2013	09/05/2013	1000	\$15,741.22	\$16,968.00	Short-Term	Non-Covered	\$0.00	-\$1,226.78
LOUISIANA PACIFIC	11/25/2013	10/01/2013	500	\$7,862.86	\$9,078.45	Short-Term	Non-Covered	\$0.00	-\$1,215.59
LOUISIANA PACIFIC	11/25/2013	10/01/2013	500	\$7,870.64	\$9,078.45	Short-Term	Non-Covered	\$0.00	-\$1,207.81
LOUISIANA PACIFIC	11/25/2013	09/05/2013	100	\$1,574.12	\$1,758.33	Short-Term	Non-Covered	\$0.00	-\$184.21
LOUISIANA PACIFIC	11/25/2013	09/05/2013	100	\$1,574.12	\$1,764.33	Short-Term	Non-Covered	\$0.00	-\$190.21
LOUISIANA PACIFIC	11/25/2013	09/05/2013	100	\$1,574.12	\$1,763.83	Short-Term	Non-Covered	\$0.00	-\$189.71

Security Description	Date of Sale	Date Acquire	Quantity	Proceeds	Cost Holding Period	Covered	Disallowance	Realized Gain	/Loss
LOUISIANA PACIFIC	11/25/2013	09/05/2013	200	\$3,148.24	\$3,534.66 Short-Term	Non-Covered	\$0.00	\$-386.42	
LOUISIANA PACIFIC	11/25/2013	09/05/2013	200	\$3,148.24	\$3,524.66 Short-Term	Non-Covered	\$0.00	\$-376.42	
LOUISIANA PACIFIC	11/25/2013	09/05/2013	200	\$3,148.24	\$3,520.66 Short-Term	Non-Covered	\$0.00	\$-372.42	
LOUISIANA PACIFIC	11/25/2013	09/05/2013	100	\$1,574.12	\$1,788.13 Short-Term	Non-Covered	\$0.00	\$-214.01	
LOUISIANA PACIFIC	11/18/2013	09/05/2013	200	\$3,199.94	\$3,405.48 Short-Term	Non-Covered	\$200.00	\$-205.54	
LOUISIANA PACIFIC	11/18/2013	09/05/2013	200	\$3,203.94	\$3,405.48 Short-Term	Non-Covered	\$200.00	\$-201.54	
LOUISIANA PACIFIC	11/25/2013	09/05/2013	100	\$1,574.17	\$1,702.74 Short-Term	Non-Covered	\$100.00	\$-128.57	
LOUISIANA PACIFIC	11/18/2013	09/05/2013	100	\$1,597.97	\$1,702.74 Short-Term	Non-Covered	\$100.00	\$-104.77	
LOUISIANA PACIFIC	11/18/2013	09/05/2013	100	\$1,598.47	\$1,702.74 Short-Term	Non-Covered	\$100.00	\$-104.27	
LOUISIANA PACIFIC	11/18/2013	09/05/2013	200	\$3,189.94	\$3,405.48 Short-Term	Non-Covered	\$200.00	\$-215.54	
LOUISIANA PACIFIC	11/18/2013	09/05/2013	100	\$1,603.97	\$1,702.74 Short-Term	Non-Covered	\$100.00	\$-98.77	
MBIA INC	11/15/2013	05/11/2013	1000	\$12,596.58	\$15,428.85 Short-Term	Non-Covered	\$0.00	\$-2,832.27	
MBIA INC	09/18/2013	06/10/2013	2000	\$23,855.58	\$28,568.00 Short-Term	Non-Covered	\$0.00	\$-4,712.42	
MBIA INC	09/05/2013	04/11/2013	1000	\$12,185.78	\$10,517.90 Short-Term	Non-Covered	\$0.00	\$1,667.88	
MBIA INC	11/15/2013	06/10/2013	500	\$6,298.29	\$7,133.00 Short-Term	Non-Covered	\$0.00	\$-834.71	
MBIA INC	11/15/2013	07/17/2013	1000	\$12,596.58	\$13,554.25 Short-Term	Non-Covered	\$0.00	\$-957.67	
MBIA INC	09/05/2013	01/04/2013	1000	\$12,185.79	\$9,128.00 Short-Term	Non-Covered	\$0.00	\$3,057.79	
MBIA INC	09/18/2013	09/03/2013	2000	\$23,855.58	\$24,539.80 Short-Term	Non-Covered	\$0.00	\$-684.22	
MBIA INC	04/09/2013	11/21/2012	1000	\$10,481.76	\$8,088.00 Short-Term	Non-Covered	\$0.00	\$2,393.76	
MEAD JOHNSON NUTF	09/18/2013	09/09/2013	1000	\$78,310.93	\$75,568.00 Short-Term	Non-Covered	\$0.00	\$2,742.93	
MEAD JOHNSON NUTF	11/25/2013	11/15/2013	500	\$41,895.77	\$42,306.80 Short-Term	Non-Covered	\$0.00	\$-411.03	
MEAD JOHNSON NUTF	11/18/2013	11/21/2012	500	\$41,522.26	\$33,113.00 Short-Term	Non-Covered	\$0.00	\$8,409.26	
MEAD JOHNSON NUTF	11/25/2013	09/03/2013	1000	\$83,791.54	\$75,327.00 Short-Term	Non-Covered	\$0.00	\$8,464.54	
MEAD JOHNSON NUTF	11/25/2013	04/11/2013	500	\$41,895.77	\$38,777.80 Short-Term	Non-Covered	\$0.00	\$3,117.97	
MICROSOFT CORP	01/07/2013	06/20/2012	500	\$13,363.70	\$15,493.43 Short-Term	Non-Covered	\$0.00	\$-2,129.73	
MICROSOFT CORP	12/10/2013	07/15/2013	500	\$19,062.67	\$18,088.00 Short-Term	Non-Covered	\$0.00	\$974.67	
MICROSOFT CORP	01/07/2013	12/11/2012	1000	\$26,727.40	\$27,386.50 Short-Term	Non-Covered	\$0.00	\$-659.10	
MICROSOFT CORP	12/10/2013	11/15/2013	1000	\$38,125.33	\$37,848.00 Short-Term	Non-Covered	\$0.00	\$277.33	
MICROSOFT CORP	12/10/2013	04/25/2013	500	\$19,062.67	\$16,049.00 Short-Term	Non-Covered	\$0.00	\$3,013.67	
MICROSOFT CORP	01/07/2013	06/19/2012	500	\$13,363.70	\$15,497.81 Short-Term	Non-Covered	\$0.00	\$-2,134.11	
MINDSPEED TECHNOLOG	10/04/2013	01/04/2013	1000	\$2,941.90	\$4,808.00 Short-Term	Non-Covered	\$1,000.00	\$-1,866.10	
MINDSPEED TECHNOLOG	12/26/2013	06/10/2013	3000	\$15,150.00	\$12,052.45 Short-Term	Non-Covered	\$0.00	\$3,097.55	
MINDSPEED TECHNOLOG	12/26/2013	09/03/2013	2000	\$10,100.00	\$6,219.50 Short-Term	Non-Covered	\$0.00	\$3,880.50	
MINDSPEED TECHNOLOG	10/04/2013	06/10/2013	2000	\$5,883.80	\$6,588.00 Short-Term	Non-Covered	\$2,000.00	\$-704.20	
MINDSPEED TECHNOLOG	10/04/2013	07/15/2013	2000	\$5,883.79	\$6,588.00 Short-Term	Non-Covered	\$0.00	\$-697.01	
MINDSPEED TECHNOLOG	12/26/2013	11/15/2013	2000	\$10,100.00	\$10,065.32 Short-Term	Non-Covered	\$0.00	\$34.68	
MOBILE TELESYSTEM:	06/18/2013	01/04/2013	1000	\$19,185.66	\$19,008.00 Short-Term	Non-Covered	\$0.00	\$177.66	
MOBILE TELESYSTEM:	06/18/2013	10/17/2012	1000	\$19,185.67	\$17,597.16 Short-Term	Non-Covered	\$0.00	\$1,588.51	

Security Description	Date of Sale	Date Acquire	Quantity	Proceeds	Cost Holding Period	Covered	Disallowance	Realized Gain
					(Non-Covered	Amount	/Loss	
MOBILE TELESYSTEM:	11/25/2013	09/09/2013	900	\$18,642.00	\$19,272.96	Non-Covered	\$0.00	-\$630.96
MOBILE TELESYSTEM:	11/25/2013	09/09/2013	100	\$2,063.16	\$2,141.44	Non-Covered	\$0.00	-\$78.28
MOBILE TELESYSTEM:	06/10/2013	08/06/2012	1000	\$18,197.01	\$19,198.00	Non-Covered	\$0.00	-\$1,000.99
MOBILE TELESYSTEM:	11/25/2013	09/18/2013	1000	\$20,713.34	\$22,388.00	Non-Covered	\$0.00	-\$1,674.66
MOBILE TELESYSTEM:	11/25/2013	10/03/2013	500	\$10,356.67	\$11,408.00	Non-Covered	\$0.00	-\$1,051.33
NCR CORP	11/22/2013	10/04/2013	1000	\$35,071.38	\$41,578.00	Non-Covered	\$0.00	-\$6,506.62
NCR CORP	11/18/2013	04/10/2013	1500	\$54,593.05	\$41,768.00	Non-Covered	\$0.00	\$12,825.05
NCR CORP	11/25/2013	09/05/2013	300	\$10,306.29	\$11,102.40	Non-Covered	\$0.00	-\$796.11
NCR CORP	11/25/2013	09/05/2013	160	\$5,496.30	\$5,921.28	Non-Covered	\$0.00	-\$424.98
NCR CORP	11/25/2013	09/05/2013	540	\$18,540.72	\$19,984.32	Non-Covered	\$0.00	-\$1,443.60
NCR CORP	11/25/2013	10/01/2013	500	\$17,177.15	\$20,173.00	Non-Covered	\$0.00	-\$2,995.85
NCR CORP	11/18/2013	01/25/2013	500	\$18,197.68	\$14,094.75	Non-Covered	\$0.00	\$4,102.93
NCR CORP	11/25/2013	10/04/2013	1000	\$34,354.30	\$41,509.96	Non-Covered	\$0.00	-\$7,155.66
NRG ENERGY INC COM	09/05/2013	01/07/2013	500	\$12,862.77	\$11,445.50	Non-Covered	\$0.00	\$1,417.27
NRG ENERGY INC COM	09/05/2013	01/04/2013	500	\$12,862.77	\$11,613.00	Non-Covered	\$0.00	\$1,249.77
NRG ENERGY INC COM	12/10/2013	07/15/2013	500	\$14,172.75	\$14,538.00	Non-Covered	\$0.00	-\$365.25
NRG ENERGY INC COM	09/05/2013	09/03/2013	1000	\$25,725.56	\$26,097.50	Non-Covered	\$0.00	-\$371.94
NRG ENERGY INC COM	12/10/2013	04/11/2013	1000	\$28,345.51	\$27,307.90	Non-Covered	\$0.00	\$1,037.61
NRG ENERGY INC COM	12/10/2013	06/10/2013	500	\$14,172.75	\$13,663.00	Non-Covered	\$0.00	\$509.75
ORACLE CORPORATIC	12/10/2013	04/09/2013	1500	\$52,150.09	\$49,433.00	Non-Covered	\$0.00	\$2,717.09
ORACLE CORPORATIC	12/10/2013	01/04/2013	500	\$17,383.36	\$17,373.00	Non-Covered	\$0.00	\$10.36
ORACLE CORPORATIC	12/10/2013	12/11/2012	1000	\$34,766.73	\$32,450.45	Non-Covered	\$0.00	\$2,316.28
PENNEY J C CO INC	10/03/2013	09/10/2013	1000	\$8,395.85	\$14,068.00	Non-Covered	\$0.00	-\$5,672.15
PENNEY J C CO INC	10/03/2013	09/09/2013	1000	\$8,395.85	\$14,489.00	Non-Covered	\$0.00	-\$6,093.15
SAREPTA THERAPEUT	11/15/2013	06/10/2013	500	\$7,068.88	\$19,103.00	Non-Covered	\$0.00	-\$12,034.12
SAREPTA THERAPEUT	11/15/2013	03/06/2013	500	\$7,068.88	\$15,425.00	Non-Covered	\$500.00	-\$8,356.12
SAREPTA THERAPEUT	11/15/2013	04/25/2013	500	\$7,068.88	\$15,453.00	Non-Covered	\$0.00	-\$8,384.12
SAREPTA THERAPEUT	11/15/2013	04/11/2013	1000	\$14,137.75	\$39,496.30	Non-Covered	\$1,000.00	-\$25,358.55
SAREPTA THERAPEUT	12/10/2013	10/01/2013	500	\$8,903.81	\$23,798.00	Non-Covered	\$0.00	-\$14,894.19
SAREPTA THERAPEUT	12/10/2013	10/03/2013	500	\$8,903.81	\$25,313.00	Non-Covered	\$0.00	-\$16,409.19
SAREPTA THERAPEUT	11/15/2013	04/10/2013	500	\$7,068.88	\$19,393.00	Non-Covered	\$500.00	-\$12,324.12
SAREPTA THERAPEUT	11/15/2013	09/03/2013	1000	\$14,137.74	\$35,499.90	Non-Covered	\$0.00	-\$21,362.16
SAREPTA THERAPEUT	09/05/2013	01/04/2013	500	\$18,250.68	\$14,483.00	Non-Covered	\$0.00	\$3,767.68
SAREPTA THERAPEUT	06/18/2013	04/09/2013	1000	\$37,911.34	\$40,988.00	Non-Covered	\$0.00	-\$3,076.66
SAREPTA THERAPEUT	12/10/2013	04/13/2013	928	\$16,508.83	\$33,333.65	Non-Covered	\$0.00	-\$16,824.82
SAREPTA THERAPEUT	12/10/2013	04/14/2013	1072	\$19,089.78	\$43,800.14	Non-Covered	\$0.00	-\$24,710.36
SAREPTA THERAPEUT	09/05/2013	11/21/2012	500	\$18,250.68	\$14,188.00	Non-Covered	\$0.00	\$4,062.68
SASOL SPON ADR EAC	12/10/2013	09/10/2013	1000	\$48,440.45	\$48,798.00	Non-Covered	\$0.00	-\$357.55

Security Description	Date of Sale	Date Acquire	Quantity	Proceeds	Cost Holding Period	Covered	Disallowance	Realized Gain	/Loss
SASOL SPON ADR EAC	12/10/2013	04/09/2013	500	\$24,220.23	\$22,252.95 Short-Term	Non-Covered	\$0.00	\$1,967.28	
SEAGATE TECHNOLO	10/04/2013	09/10/2013	1000	\$45,833.70	\$40,957.90 Short-Term	Non-Covered	\$0.00	\$4,875.80	
SEAGATE TECHNOLO	11/15/2013	01/09/2013	500	\$24,455.57	\$16,746.10 Short-Term	Non-Covered	\$0.00	\$7,709.47	
SEAGATE TECHNOLO	04/11/2013	06/19/2012	500	\$18,227.84	\$12,248.00 Short-Term	Non-Covered	\$0.00	\$5,979.84	
SEAGATE TECHNOLO	11/15/2013	01/07/2013	500	\$24,455.57	\$15,708.00 Short-Term	Non-Covered	\$0.00	\$8,747.57	
SEAGATE TECHNOLO	04/11/2013	04/20/2012	500	\$18,227.84	\$14,598.00 Short-Term	Non-Covered	\$0.00	\$3,629.84	
SUNCOR ENERGY COI	07/15/2013	04/09/2013	500	\$15,513.23	\$14,697.60 Short-Term	Non-Covered	\$0.00	\$815.63	
SUNCOR ENERGY COI	07/15/2013	01/07/2013	500	\$15,513.23	\$16,812.60 Short-Term	Non-Covered	\$0.00	-\$1,299.37	
SYNGENTA ADR EACH	10/04/2013	09/03/2013	1000	\$80,068.60	\$78,977.50 Short-Term	Non-Covered	\$0.00	\$1,091.10	
SYNGENTA ADR EACH	09/05/2013	10/17/2012	500	\$39,285.31	\$37,383.00 Short-Term	Non-Covered	\$0.00	\$1,902.31	
SYNGENTA ADR EACH	01/09/2013	01/07/2013	1000	\$82,063.96	\$80,838.00 Short-Term	Non-Covered	\$0.00	\$1,225.96	
TENET HEALTHCARE	06/18/2013	11/21/2012	500	\$22,827.61	\$13,989.44 Short-Term	Non-Covered	\$0.00	\$8,838.17	
TENET HEALTHCARE	06/18/2013	04/09/2013	500	\$22,827.60	\$21,858.00 Short-Term	Non-Covered	\$0.00	\$969.60	
TENET HEALTHCARE	06/18/2013	04/11/2013	500	\$22,827.60	\$21,222.95 Short-Term	Non-Covered	\$0.00	\$1,604.65	
TENET HEALTHCARE	11/25/2013	09/05/2013	1000	\$41,847.67	\$40,878.00 Short-Term	Non-Covered	\$0.00	\$969.67	
TENET HEALTHCARE	06/18/2013	01/07/2013	500	\$22,827.60	\$17,073.00 Short-Term	Non-Covered	\$0.00	\$5,754.60	
TENET HEALTHCARE	11/25/2013	10/03/2013	500	\$20,923.83	\$23,228.00 Short-Term	Non-Covered	\$0.00	-\$2,304.17	
TENET HEALTHCARE	11/25/2013	09/03/2013	500	\$20,923.84	\$19,543.05 Short-Term	Non-Covered	\$0.00	\$1,380.79	
U S AWYS GROUP INC	11/25/2013	10/04/2013	1000	\$24,160.21	\$20,488.00 Short-Term	Non-Covered	\$0.00	\$3,672.21	
U S AWYS GROUP INC	11/25/2013	10/03/2013	500	\$12,080.10	\$10,160.50 Short-Term	Non-Covered	\$0.00	\$1,919.60	
U S AWYS GROUP INC	11/25/2013	10/03/2013	500	\$12,080.10	\$10,183.00 Short-Term	Non-Covered	\$0.00	\$1,897.10	
U S AWYS GROUP INC	06/18/2013	04/11/2013	1000	\$17,191.70	\$16,137.44 Short-Term	Non-Covered	\$0.00	\$1,054.26	
VALE S.A. SPONS ADR	11/25/2013	07/15/2013	800	\$12,111.43	\$10,830.40 Short-Term	Non-Covered	\$0.00	\$1,281.03	
VALE S.A. SPONS ADR	11/25/2013	04/25/2013	200	\$3,027.86	\$3,429.86 Short-Term	Non-Covered	\$0.00	-\$402.00	
VALE S.A. SPONS ADR	10/04/2013	07/15/2013	700	\$10,766.21	\$9,480.80 Short-Term	Non-Covered	\$0.00	\$1,285.41	
VALE S.A. SPONS ADR	10/04/2013	07/15/2013	300	\$4,618.39	\$4,063.20 Short-Term	Non-Covered	\$0.00	\$555.19	
VALE S.A. SPONS ADR	11/25/2013	07/15/2013	1000	\$15,139.30	\$13,544.00 Short-Term	Non-Covered	\$0.00	\$1,595.30	
VALE S.A. SPONS ADR	11/22/2013	04/09/2013	2000	\$30,991.00	\$36,664.50 Short-Term	Non-Covered	\$1,000.00	-\$5,673.50	
VALE S.A. SPONS ADR	12/10/2013	09/10/2013	2000	\$30,671.46	\$33,288.00 Short-Term	Non-Covered	\$0.00	-\$2,616.54	
VALE S.A. SPONS ADR	10/04/2013	09/03/2013	2000	\$30,789.26	\$30,580.00 Short-Term	Non-Covered	\$0.00	\$209.26	
VALE S.A. SPONS ADR	01/07/2013	10/17/2012	1100	\$22,666.36	\$20,487.82 Short-Term	Non-Covered	\$0.00	\$2,178.54	
VALE S.A. SPONS ADR	11/25/2013	04/09/2013	1000	\$15,139.30	\$18,944.75 Short-Term	Non-Covered	\$0.00	-\$3,805.45	
VIRNETX HOLDING CC	04/11/2013	01/04/2013	500	\$10,068.03	\$15,808.00 Short-Term	Non-Covered	\$0.00	-\$5,739.97	
VIRNETX HOLDING CC	04/11/2013	04/09/2013	1000	\$20,136.07	\$19,388.00 Short-Term	Non-Covered	\$0.00	\$748.07	
VIRNETX HOLDING CC	04/11/2013	01/07/2013	500	\$10,068.03	\$16,754.61 Short-Term	Non-Covered	\$0.00	-\$6,686.58	
WESTERN DIGITAL CO	11/18/2013	10/04/2013	500	\$37,490.35	\$32,543.00 Short-Term	Non-Covered	\$0.00	\$4,947.35	
WESTERN DIGITAL CO	11/18/2013	09/05/2013	500	\$37,490.34	\$32,598.00 Short-Term	Non-Covered	\$0.00	\$4,892.34	
YELP INC CL A	11/18/2013	10/04/2013	1000	\$66,834.84	\$73,158.00 Short-Term	Non-Covered	\$0.00	-\$6,323.16	

Security Description	Date of Sale	Date Acquire	Quantity	Proceeds	Cost Holding Period	Covered / Non-Covered	Disallowance Amount	Realized Gain / Loss
YELP INC CLA	11/25/2013	09/09/2013	400	\$23,303.59	\$24,578.16	Short-Term / Non-Covered	\$0.00	-\$1,274.57
YELP INC CLA	11/25/2013	09/09/2013	500	\$29,120.49	\$30,722.70	Short-Term / Non-Covered	\$0.00	-\$1,602.21
YELP INC CLA	11/25/2013	09/09/2013	100	\$5,823.89	\$6,144.54	Short-Term / Non-Covered	\$0.00	-\$320.65
YELP INC CLA	11/25/2013	09/18/2013	500	\$29,120.49	\$34,389.00	Short-Term / Non-Covered	\$0.00	-\$5,268.51
YELP INC CLA	11/18/2013	09/18/2013	500	\$33,417.41	\$34,389.00	Short-Term / Non-Covered	\$0.00	-\$971.59
YELP INC CLA	11/18/2013	10/03/2013	500	\$33,417.42	\$35,377.95	Short-Term / Non-Covered	\$0.00	-\$1,960.53
ZIMMER HLDGS INC	11/18/2013	10/04/2013	900	\$81,101.73	\$75,092.31	Short-Term / Non-Covered	\$0.00	\$6,009.42
TOTAL				\$4,357,607.00	\$4,412,105.50			-\$54,498.50

Realized Gain/Loss Report 2013

DV Foundation
Account : xxx3039

Security Description	Date of Sale	Date Acquired	Quantity	Proceeds	Cost	Holding Period	Covered/ Disallowance		Realized Gain/Loss
							Non-Covered	Amount	
8X8 INC NEW	01/28/2013	01/25/2013	500	\$3,331.92	\$3,584.95	Short-Term	Non-Covered	\$0.00	-\$253.03
AOL INC COM USD0.01	05/30/2013	04/11/2013	500	\$16,862.71	\$19,393.00	Short-Term	Non-Covered	\$0.00	-\$2,530.29
AOL INC COM USD0.01	05/30/2013	04/25/2013	500	\$16,862.69	\$19,598.00	Short-Term	Non-Covered	\$0.00	-\$2,735.31
AOL INC COM USD0.01	05/30/2013	01/25/2013	500	\$16,862.71	\$15,463.25	Short-Term	Non-Covered	\$0.00	\$1,399.46
AOL INC COM USD0.01	05/30/2013	01/28/2013	500	\$16,862.71	\$15,726.32	Short-Term	Non-Covered	\$0.00	\$1,136.39
BLACKBERRY LTD NPV ISI	04/11/2013	04/09/2013	500	\$6,795.54	\$7,349.00	Short-Term	Non-Covered	\$0.00	-\$553.46
BLACKBERRY LTD NPV ISI	04/11/2013	03/06/2013	2000	\$27,182.19	\$26,764.40	Short-Term	Non-Covered	\$0.00	\$417.79
BLACKBERRY LTD NPV ISI	04/11/2013	01/25/2013	500	\$6,795.55	\$8,945.00	Short-Term	Non-Covered	\$0.00	-\$2,149.45
BLACKBERRY LTD NPV ISI	04/10/2013	03/11/2013	1000	\$14,714.33	\$14,597.90	Short-Term	Non-Covered	\$0.00	\$116.43
BLACKBERRY LTD NPV ISI	04/10/2013	04/09/2013	500	\$7,357.17	\$7,349.00	Short-Term	Non-Covered	\$0.00	\$8.17
COCA COLA CO	05/30/2013	04/10/2013	500	\$20,516.97	\$20,538.00	Short-Term	Non-Covered	\$0.00	-\$21.03
COCA COLA CO	05/30/2013	04/09/2013	500	\$20,516.97	\$20,273.00	Short-Term	Non-Covered	\$0.00	\$243.97
COCA COLA CO	05/30/2013	04/26/2013	500	\$20,516.98	\$21,088.00	Short-Term	Non-Covered	\$0.00	-\$571.02
FACEBOOK INC COM USD	04/09/2013	03/11/2013	1000	\$26,711.40	\$28,427.90	Short-Term	Non-Covered	\$0.00	-\$1,716.50
GENERAL ELECTRIC CO	07/17/2013	04/09/2013	1000	\$23,521.59	\$22,978.00	Short-Term	Non-Covered	\$0.00	\$543.59
GENERAL ELECTRIC CO	10/01/2013	04/10/2013	1000	\$24,141.57	\$23,578.00	Short-Term	Non-Covered	\$0.00	\$563.57
HARTFORD FINL SVCS GR	07/17/2013	04/09/2013	1000	\$31,601.44	\$26,088.00	Short-Term	Non-Covered	\$0.00	\$5,513.44
HCA HLDGS INC COM USE	04/10/2013	01/25/2013	500	\$18,316.58	\$19,000.00	Short-Term	Non-Covered	\$0.00	-\$683.42
HEWLETT-PACKARD CO D	10/01/2013	05/08/2013	500	\$10,610.81	\$10,449.00	Short-Term	Non-Covered	\$0.00	\$161.81
HEWLETT-PACKARD CO D	07/17/2013	04/26/2013	500	\$13,080.77	\$10,119.00	Short-Term	Non-Covered	\$0.00	\$2,961.77
HEWLETT-PACKARD CO D	07/17/2013	03/21/2013	500	\$13,080.77	\$10,342.24	Short-Term	Non-Covered	\$0.00	\$2,738.53
HEWLETT-PACKARD CO D	04/11/2013	03/06/2013	500	\$10,360.76	\$10,584.00	Short-Term	Non-Covered	\$500.00	-\$223.24
HEWLETT-PACKARD CO D	10/01/2013	03/06/2013	500	\$10,610.82	\$10,584.00	Short-Term	Non-Covered	\$0.00	\$26.82
HEWLETT-PACKARD CO D	04/11/2013	01/25/2013	500	\$10,360.77	\$8,548.50	Short-Term	Non-Covered	\$0.00	\$1,812.27
INTEL CORP	09/05/2013	06/10/2013	500	\$11,297.14	\$11,173.00	Short-Term	Non-Covered	\$0.00	\$124.14
INTEL CORP	09/05/2013	06/10/2013	500	\$11,297.13	\$12,513.00	Short-Term	Non-Covered	\$0.00	-\$1,215.87
INTEL CORP	09/05/2013	04/26/2013	500	\$11,297.14	\$11,648.00	Short-Term	Non-Covered	\$0.00	-\$350.86
INTERDIGITAL INC PA	09/05/2013	05/30/2013	500	\$18,941.12	\$23,412.50	Short-Term	Non-Covered	\$0.00	-\$4,471.38
INTERDIGITAL INC PA	09/05/2013	04/26/2013	500	\$18,941.12	\$21,494.00	Short-Term	Non-Covered	\$0.00	-\$2,552.88
MEDIA INC	09/05/2013	04/09/2013	1000	\$12,185.79	\$10,958.00	Short-Term	Non-Covered	\$0.00	\$1,227.79

Security Description	Date of Sale	Date Acquired	Quantity	Proceeds	Cost	Holding Period	Covered/ Disallowance		Realized Gain/Loss
							Non-Covered	Amount	
MBIA INC	10/01/2013	05/30/2013	2000	\$20,434.31	\$29,028.00	Short-Term	Non-Covered	\$0.00	-\$8,593.69
MBIA INC	09/05/2013	04/10/2013	1000	\$12,185.78	\$10,668.00	Short-Term	Non-Covered	\$0.00	\$1,517.78
MBIA INC	10/01/2013	05/08/2013	1000	\$10,217.15	\$14,988.00	Short-Term	Non-Covered	\$1,000.00	-\$4,770.85
MICROSOFT CORP	05/08/2013	04/10/2013	500	\$16,565.63	\$15,043.00	Short-Term	Non-Covered	\$0.00	\$1,522.63
MICROSOFT CORP	05/08/2013	04/25/2013	500	\$16,565.62	\$16,049.00	Short-Term	Non-Covered	\$0.00	\$516.62
MINDSPEED TECHNOLOG	10/01/2013	09/05/2013	3000	\$9,053.43	\$9,488.00	Short-Term	Non-Covered	\$0.00	-\$434.57
NCR CORP	07/17/2013	05/30/2013	1000	\$35,341.38	\$33,358.00	Short-Term	Non-Covered	\$0.00	\$1,983.38
PENNEY J C CO INC	10/03/2013	09/05/2013	1000	\$8,405.85	\$14,228.00	Short-Term	Non-Covered	\$0.00	-\$5,822.15
PENNEY J C CO INC	10/03/2013	10/01/2013	1000	\$8,405.85	\$8,928.00	Short-Term	Non-Covered	\$0.00	-\$522.15
POTASH CORP OF SASKA	09/05/2013	04/25/2013	500	\$15,052.74	\$20,418.00	Short-Term	Non-Covered	\$0.00	-\$5,365.26
POTASH CORP OF SASKA	09/05/2013	05/08/2013	1000	\$30,105.47	\$43,568.00	Short-Term	Non-Covered	\$0.00	-\$13,462.53
POTASH CORP OF SASKA	07/17/2013	03/06/2013	500	\$19,057.67	\$19,843.00	Short-Term	Non-Covered	\$0.00	-\$785.33
POTASH CORP OF SASKA	07/17/2013	04/10/2013	500	\$19,057.66	\$20,008.00	Short-Term	Non-Covered	\$0.00	-\$950.34
POTASH CORP OF SASKA	07/17/2013	03/11/2013	500	\$19,057.67	\$20,557.95	Short-Term	Non-Covered	\$0.00	-\$1,500.28
POTASH CORP OF SASKA	07/17/2013	01/25/2013	500	\$19,057.67	\$21,765.00	Short-Term	Non-Covered	\$0.00	-\$2,707.33
POTASH CORP OF SASKA	09/05/2013	04/11/2013	500	\$15,052.74	\$19,983.00	Short-Term	Non-Covered	\$0.00	-\$4,930.26
QLIK TECHNOLOGIES INC	04/10/2013	04/10/2013	1000	\$24,233.45	\$26,248.00	Short-Term	Non-Covered	\$0.00	-\$2,014.55
QLIK TECHNOLOGIES INC	04/11/2013	04/09/2013	1000	\$25,568.42	\$25,568.00	Short-Term	Non-Covered	\$0.00	\$0.42
SAREPTA THERAPEUTICS	05/08/2013	01/25/2013	500	\$15,280.66	\$13,239.25	Short-Term	Non-Covered	\$0.00	\$2,041.41
SAREPTA THERAPEUTICS	05/08/2013	01/28/2013	500	\$15,280.65	\$13,670.00	Short-Term	Non-Covered	\$0.00	\$1,610.65
SEAGATE TECHNOLOGY F	03/11/2013	03/06/2013	500	\$16,432.13	\$16,577.40	Short-Term	Non-Covered	\$0.00	-\$145.27
SEAGATE TECHNOLOGY F	03/11/2013	01/25/2013	500	\$16,432.13	\$18,609.95	Short-Term	Non-Covered	\$0.00	-\$2,177.82
SEAGATE TECHNOLOGY F	03/11/2013	03/06/2013	500	\$24,910.11	\$24,808.00	Short-Term	Non-Covered	\$0.00	\$102.11
SODASTREAM INTERNATI	03/11/2013	01/25/2013	500	\$24,910.10	\$26,739.95	Short-Term	Non-Covered	\$0.00	-\$1,829.85
SODASTREAM INTERNATI	03/11/2013	01/28/2013	500	\$24,910.10	\$25,598.00	Short-Term	Non-Covered	\$0.00	-\$687.90
SODASTREAM INTERNATI	03/11/2013	04/09/2013	1000	\$19,616.16	\$15,848.00	Short-Term	Non-Covered	\$0.00	\$3,768.16
U S AWYS GROUP INC CO	10/01/2013	04/10/2013	1000	\$19,616.15	\$15,848.00	Short-Term	Non-Covered	\$0.00	\$3,768.15
VALE S A SPONS ADR REI	10/04/2013	04/25/2013	800	\$12,376.87	\$13,718.94	Short-Term	Non-Covered	\$0.00	-\$1,342.07
VALE S A SPONS ADR REI	10/04/2013	04/25/2013	800	\$12,377.38	\$13,625.92	Short-Term	Non-Covered	\$800.00	-\$1,248.54
VALE S A SPONS ADR REI	04/10/2013	04/09/2013	1000	\$17,643.60	\$17,898.00	Short-Term	Non-Covered	\$1,000.00	-\$254.40
VALE S A SPONS ADR REI	10/04/2013	05/08/2013	1000	\$15,471.09	\$17,507.70	Short-Term	Non-Covered	\$0.00	-\$2,036.61
VALE S A SPONS ADR REI	10/04/2013	07/15/2013	200	\$3,094.22	\$2,707.60	Short-Term	Non-Covered	\$0.00	\$386.62
VALE S A SPONS ADR REI	10/04/2013	01/25/2013	200	\$3,094.22	\$3,406.48	Short-Term	Non-Covered	\$200.00	-\$312.26
VIRNETX HOLDING CORP(03/11/2013	01/25/2013	500	\$16,541.62	\$17,588.75	Short-Term	Non-Covered	\$0.00	-\$1,047.13
VODAFONE GROUP SPON	07/17/2013	04/09/2013	500	\$14,680.74	\$14,383.00	Short-Term	Non-Covered	\$0.00	\$297.74
VODAFONE GROUP SPON	05/08/2013	03/06/2013	500	\$15,035.66	\$13,473.00	Short-Term	Non-Covered	\$0.00	\$1,562.66
VODAFONE GROUP SPON	05/08/2013	03/11/2013	500	\$15,035.66	\$13,822.95	Short-Term	Non-Covered	\$0.00	\$1,212.71
VODAFONE GROUP SPON	07/17/2013	04/10/2013	500	\$14,680.74	\$14,568.00	Short-Term	Non-Covered	\$0.00	\$112.74
WESTERN DIGITAL CORPL	04/11/2013	01/28/2013	500	\$26,095.41	\$24,345.20	Short-Term	Non-Covered	\$0.00	\$1,750.21

Security Description	Date of Sale	Date Acquired	Quantity	Proceeds	Cost	Holding Period	Covered/ Disallowance		Realized Gain/Loss
							Non-Covered	Amount	
WESTERN DIGITAL CORPI	04/11/2013	01/25/2013	500	\$26,095.42	\$24,119.95	Short-Term		\$0.00	\$1,975.47
Total				\$1,164,564.47	\$1,204,407.95			\$3,500.00	-\$39,843.48

Realized Gain/Loss Report 2013

DV Foundation
Account: xxx2261

Security Descriptio	Date of Sale	Date Acquired	Quantity	Proceeds	Cost Holding Period	Covered/ Non-Covered	Disallowance Amount	Realized Gain/ Loss
ADVANCED MICRO	08/26/2013	05/10/2013	1000	\$3,595.94	\$3,928.00 Short-Term	Non-Covered	\$0.00	-\$332.06
ADVANCED MICRO	08/26/2013	05/14/2013	1000	\$3,595.93	\$4,264.00 Short-Term	Non-Covered	\$0.00	-\$668.07
ADVANCED MICRO	09/03/2013	05/14/2013	1000	\$3,241.94	\$4,264.00 Short-Term	Non-Covered	\$0.00	-\$1,022.06
AMBARELLA INC C	08/26/2013	06/10/2013	500	\$6,920.38	\$8,733.00 Short-Term	Non-Covered	\$500.00	-\$1,812.62
AMBARELLA INC C	08/26/2013	06/20/2013	1500	\$20,761.13	\$26,121.00 Short-Term	Non-Covered	\$0.00	-\$5,359.87
BARCLAYS ADR-EF	10/04/2013	04/16/2013	1000	\$17,483.18	\$18,217.00 Short-Term	Non-Covered	\$0.00	-\$733.82
BARCLAYS ADR-EF	11/15/2013	04/19/2013	1000	\$16,087.95	\$17,647.00 Short-Term	Non-Covered	\$0.00	-\$1,559.05
BARCLAYS ADR-EF	05/14/2013	04/09/2013	500	\$9,582.78	\$8,852.27 Short-Term	Non-Covered	\$0.00	\$730.51
BARCLAYS ADR-EF	10/04/2013	04/09/2013	1000	\$17,483.19	\$17,704.53 Short-Term	Non-Covered	\$1,000.00	-\$221.34
BARCLAYS ADR-EF	04/24/2013	03/28/2013	2000	\$36,191.18	\$35,580.00 Short-Term	Non-Covered	\$0.00	\$611.18
BARCLAYS ADR-EF	10/04/2013	04/10/2013	1000	\$17,483.19	\$18,326.80 Short-Term	Non-Covered	\$0.00	-\$843.61
BARCLAYS ADR-EF	11/15/2013	08/26/2013	1000	\$16,087.96	\$17,897.10 Short-Term	Non-Covered	\$0.00	-\$1,809.14
BARCLAYS ADR-EF	05/14/2013	03/28/2013	1500	\$28,748.36	\$26,685.00 Short-Term	Non-Covered	\$0.00	\$2,063.36
BARCLAYS ADR-EF	11/15/2013	04/09/2013	1000	\$16,087.95	\$19,428.34 Short-Term	Non-Covered	\$0.00	-\$3,340.39
BARCLAYS PLC RT	10/23/2013	04/16/2013	250	\$1,322.20	\$0.00 Short-Term	Non-Covered	\$0.00	\$1,322.20
BARCLAYS PLC RT	10/23/2013	04/19/2013	250	\$1,322.20	\$0.00 Short-Term	Non-Covered	\$0.00	\$1,322.20
BARCLAYS PLC RT	10/23/2013	09/10/2013	250	\$1,322.20	\$0.00 Short-Term	Non-Covered	\$0.00	\$1,322.20
BARCLAYS PLC RT	10/23/2013	04/09/2013	250	\$1,322.20	\$0.00 Short-Term	Non-Covered	\$0.00	\$1,322.20
BARCLAYS PLC RT	10/23/2013	04/10/2013	250	\$1,322.20	\$0.00 Short-Term	Non-Covered	\$0.00	\$1,322.20
C S X CORP	10/04/2013	03/28/2013	500	\$12,767.77	\$12,330.00 Short-Term	Non-Covered	\$0.00	\$437.77
C S X CORP	10/04/2013	03/28/2013	2500	\$63,896.38	\$61,650.00 Short-Term	Non-Covered	\$0.00	\$2,246.38
CANADIAN PACIFIC	05/10/2013	04/16/2013	500	\$64,186.56	\$60,497.50 Short-Term	Non-Covered	\$0.00	\$3,689.06
CANADIAN PACIFIC	09/03/2013	03/28/2013	1000	\$116,899.96	\$130,500.00 Short-Term	Non-Covered	\$0.00	-\$13,600.04
CANADIAN PACIFIC	07/09/2013	03/28/2013	500	\$60,985.93	\$65,250.00 Short-Term	Non-Covered	\$0.00	-\$4,264.07
CHINA LIFE INSUR	05/30/2013	05/10/2013	500	\$20,031.65	\$21,328.00 Short-Term	Non-Covered	\$0.00	-\$1,296.35
CHINA UNICOM (H	04/10/2013	03/28/2013	1500	\$19,643.05	\$20,265.00 Short-Term	Non-Covered	\$0.00	-\$621.95
CIA ENERGETICAN	08/26/2013	04/10/2013	497	\$3,998.41	\$5,555.65 Short-Term	Non-Covered	\$0.00	-\$1,557.24
CIA ENERGETICAN	08/26/2013	04/10/2013	503	\$4,043.44	\$4,945.29 Short-Term	Non-Covered	\$0.00	-\$901.85
CIA ENERGETICAN	05/10/2013	03/28/2013	3437	\$36,980.54	\$40,831.56 Short-Term	Non-Covered	\$3,437.00	-\$3,851.02
CIA ENERGETICAN	05/10/2013	04/10/2013	963	\$10,361.43	\$11,877.64 Short-Term	Non-Covered	\$563.00	-\$1,516.21
CIA ENERGETICAN	05/15/2013	05/15/2013	0	\$4.08	\$0.00 Short-Term	Non-Covered	\$0.00	\$4.08
CIA ENERGETICAN	06/20/2013	03/28/2013	1304	\$11,309.12	\$13,952.28 Short-Term	Non-Covered	\$0.00	-\$2,643.16
CIA ENERGETICAN	06/20/2013	03/28/2013	708	\$6,139.86	\$7,653.80 Short-Term	Non-Covered	\$0.00	-\$1,513.94

Security Descriptio	Date of Sale	Date Acquired	Quantity	Proceeds	Cost Holding Period	Covered/	Disallowance	Realized Gain/	Loss
						Non-Covered	Amount	Amount	
CIA ENERGETICA N	06/20/2013	03/28/2013	17	\$145.75	\$182.15 Short-Term	Non-Covered	\$0.00	\$0.00	-\$36.40
CIA ENERGETICA N	07/09/2013	03/28/2013	760	\$6,675.49	\$8,376.81 Short-Term	Non-Covered	\$0.00	\$0.00	-\$1,701.32
CIA ENERGETICA N	07/09/2013	03/28/2013	1240	\$10,896.20	\$13,446.31 Short-Term	Non-Covered	\$0.00	\$0.00	-\$2,550.11
COCA-COLA FEMS.	04/26/2013	03/28/2013	500	\$81,345.17	\$81,900.00 Short-Term	Non-Covered	\$500.00	\$0.00	-\$554.83
COCA-COLA FEMS.	07/09/2013	03/28/2013	1000	\$139,575.22	\$163,800.00 Short-Term	Non-Covered	\$0.00	\$0.00	-\$24,224.78
COCA-COLA FEMS.	04/24/2013	03/28/2013	1000	\$167,098.25	\$163,800.00 Short-Term	Non-Covered	\$0.00	\$0.00	\$3,298.25
COCA-COLA FEMS.	06/20/2013	03/28/2013	500	\$67,755.82	\$81,900.00 Short-Term	Non-Covered	\$0.00	\$0.00	-\$14,144.18
COCA-COLA FEMS.	04/29/2013	03/28/2013	100	\$16,174.63	\$16,380.00 Short-Term	Non-Covered	\$0.00	\$0.00	-\$205.37
COCA-COLA FEMS.	05/30/2013	03/28/2013	300	\$44,109.44	\$52,921.70 Short-Term	Non-Covered	\$0.00	\$0.00	-\$8,812.26
COCA-COLA FEMS.	05/30/2013	03/28/2013	55	\$8,086.73	\$9,756.98 Short-Term	Non-Covered	\$0.00	\$0.00	-\$1,670.25
COCA-COLA FEMS.	05/30/2013	03/28/2013	45	\$6,616.41	\$7,979.21 Short-Term	Non-Covered	\$0.00	\$0.00	-\$1,362.80
COCA-COLA FEMS.	05/30/2013	03/28/2013	100	\$14,703.14	\$17,734.97 Short-Term	Non-Covered	\$0.00	\$0.00	-\$3,031.83
COCA-COLA FEMS.	04/29/2013	03/28/2013	100	\$16,178.63	\$16,380.00 Short-Term	Non-Covered	\$0.00	\$0.00	-\$201.37
COCA-COLA FEMS.	04/29/2013	03/28/2013	55	\$8,893.30	\$9,009.00 Short-Term	Non-Covered	\$55.00	\$0.00	-\$115.70
COCA-COLA FEMS.	08/26/2013	03/28/2013	200	\$26,061.95	\$34,569.93 Short-Term	Non-Covered	\$0.00	\$0.00	-\$8,527.98
COCA-COLA FEMS.	08/26/2013	03/28/2013	800	\$104,247.78	\$131,040.00 Short-Term	Non-Covered	\$0.00	\$0.00	-\$26,792.22
COCA-COLA FEMS.	04/29/2013	03/28/2013	145	\$23,449.57	\$23,751.00 Short-Term	Non-Covered	\$0.00	\$0.00	-\$301.43
COCA-COLA FEMS.	04/29/2013	03/28/2013	100	\$16,178.03	\$16,380.00 Short-Term	Non-Covered	\$45.00	\$0.00	-\$201.97
COMPANHIA DE BE	09/03/2013	07/09/2013	1000	\$34,365.40	\$36,548.00 Short-Term	Non-Covered	\$0.00	\$0.00	-\$2,182.60
COMPANHIA DE BE	04/09/2013	03/28/2013	1000	\$41,421.07	\$42,360.00 Short-Term	Non-Covered	\$0.00	\$0.00	-\$938.93
COMPANHIA DE BE	04/24/2013	03/28/2013	2000	\$79,290.22	\$84,720.00 Short-Term	Non-Covered	\$0.00	\$0.00	-\$5,429.78
COMPANHIA DE BE	08/26/2013	03/28/2013	2000	\$68,110.81	\$84,720.00 Short-Term	Non-Covered	\$0.00	\$0.00	-\$16,609.19
COMPANHIA DE BE	04/19/2013	03/28/2013	1000	\$39,731.10	\$42,360.00 Short-Term	Non-Covered	\$0.00	\$0.00	-\$2,628.90
COMPANHIA DE BE	09/03/2013	03/28/2013	1000	\$34,365.40	\$42,360.00 Short-Term	Non-Covered	\$0.00	\$0.00	-\$7,994.60
COMPANHIA DE BE	04/29/2013	03/28/2013	100	\$3,873.91	\$4,236.00 Short-Term	Non-Covered	\$0.00	\$0.00	-\$362.09
COMPANHIA DE BE	04/29/2013	03/28/2013	1100	\$42,605.04	\$46,596.00 Short-Term	Non-Covered	\$0.00	\$0.00	-\$3,990.96
COMPANHIA DE BE	04/29/2013	03/28/2013	800	\$30,993.94	\$33,888.00 Short-Term	Non-Covered	\$0.00	\$0.00	-\$2,894.06
COMPANHIA DE BE	05/01/2013	03/28/2013	1000	\$40,931.08	\$42,360.00 Short-Term	Non-Covered	\$0.00	\$0.00	-\$1,428.92
E M C CORP MASS	11/15/2013	09/03/2013	500	\$11,992.79	\$13,029.00 Short-Term	Non-Covered	\$0.00	\$0.00	-\$1,036.21
E M C CORP MASS	11/15/2013	05/30/2013	500	\$11,992.79	\$12,453.00 Short-Term	Non-Covered	\$0.00	\$0.00	-\$460.21
E M C CORP MASS	11/15/2013	09/03/2013	500	\$11,970.79	\$13,029.00 Short-Term	Non-Covered	\$0.00	\$0.00	-\$1,058.21
E M C CORP MASS	11/15/2013	06/20/2013	1000	\$23,985.58	\$24,778.00 Short-Term	Non-Covered	\$0.00	\$0.00	-\$792.42
E M C CORP MASS	11/18/2013	09/10/2013	500	\$11,970.79	\$13,468.00 Short-Term	Non-Covered	\$0.00	\$0.00	-\$1,497.21
EASTMAN KODAK I	11/15/2013	10/04/2013	1000	\$24,311.57	\$28,080.00 Short-Term	Non-Covered	\$0.00	\$0.00	-\$3,768.43
EXXON MOBIL COF	04/25/2013	03/28/2013	1000	\$88,260.02	\$90,140.00 Short-Term	Non-Covered	\$0.00	\$0.00	-\$1,879.98
EXXON MOBIL COF	08/26/2013	03/28/2013	1000	\$87,140.48	\$90,140.00 Short-Term	Non-Covered	\$0.00	\$0.00	-\$2,999.52
EXXON MOBIL COF	04/19/2013	03/28/2013	1000	\$87,170.04	\$90,140.00 Short-Term	Non-Covered	\$0.00	\$0.00	-\$2,969.96
EXXON MOBIL COF	04/16/2013	03/28/2013	968	\$83,422.05	\$87,255.52 Short-Term	Non-Covered	\$0.00	\$0.00	-\$3,833.47
EXXON MOBIL COF	05/01/2013	03/28/2013	1000	\$88,000.02	\$90,140.00 Short-Term	Non-Covered	\$0.00	\$0.00	-\$2,139.98
FACEBOOK INC CC	05/10/2013	04/26/2013	100	\$2,667.44	\$2,684.80 Short-Term	Non-Covered	\$100.00	\$0.00	-\$27.36
FACEBOOK INC CC	05/10/2013	04/26/2013	900	\$23,994.55	\$24,253.20 Short-Term	Non-Covered	\$900.00	\$0.00	-\$258.65
GENERAL ELECTR	10/04/2013	03/28/2013	2600	\$62,411.91	\$60,190.00 Short-Term	Non-Covered	\$0.00	\$0.00	\$2,221.91
GENERAL ELECTR	04/29/2013	03/28/2013	2000	\$44,237.00	\$46,300.00 Short-Term	Non-Covered	\$0.00	\$0.00	-\$2,063.00

Security Descriptio	Date of Sale	Date Acquired	Quantity	Proceeds	Cost Holding Period	Covered/	Disallowance	Realized Gain/Loss
GENERAL ELECTR	10/04/2013	03/28/2013	400	\$9,591.87	\$9,260.00 Short-Term	Non-Covered	\$0.00	\$331.87
GENERAL ELECTR	04/19/2013	03/28/2013	2000	\$43,551.02	\$46,300.00 Short-Term	Non-Covered	\$2,000.00	-\$2,748.98
GILEAD SCIENCES	07/09/2013	04/23/2013	500	\$27,245.52	\$27,058.00 Short-Term	Non-Covered	\$0.00	\$187.52
GILEAD SCIENCES	07/09/2013	06/10/2013	500	\$27,245.53	\$26,453.00 Short-Term	Non-Covered	\$0.00	\$792.53
GILEAD SCIENCES	04/29/2013	03/28/2013	100	\$5,146.88	\$4,896.00 Short-Term	Non-Covered	\$0.00	\$250.88
GILEAD SCIENCES	04/29/2013	03/28/2013	1900	\$97,801.80	\$93,024.00 Short-Term	Non-Covered	\$0.00	\$4,777.80
HARTFORD FINL S	11/15/2013	09/10/2013	1000	\$35,391.38	\$31,813.00 Short-Term	Non-Covered	\$0.00	\$3,578.38
INTEL CORP	10/04/2013	04/24/2013	1000	\$22,784.60	\$23,748.00 Short-Term	Non-Covered	\$0.00	-\$963.40
INTEL CORP	08/26/2013	04/16/2013	1000	\$22,321.61	\$21,828.00 Short-Term	Non-Covered	\$0.00	\$493.61
INTEL CORP	10/04/2013	05/01/2013	500	\$11,392.30	\$12,008.00 Short-Term	Non-Covered	\$0.00	-\$615.70
INTEL CORP	10/04/2013	04/10/2013	1000	\$22,771.70	\$22,408.00 Short-Term	Non-Covered	\$0.00	\$363.70
ISHARES MSCI BR	05/10/2013	04/09/2013	500	\$27,351.72	\$27,648.00 Short-Term	Non-Covered	\$0.00	-\$296.28
ISHARES MSCI BR	05/10/2013	04/25/2013	500	\$27,351.72	\$27,188.00 Short-Term	Non-Covered	\$0.00	\$163.72
ISHARES MSCI BR	05/14/2013	03/28/2013	1500	\$81,980.16	\$81,765.00 Short-Term	Non-Covered	\$0.00	\$215.16
ISHARES MSCI BR	05/10/2013	04/10/2013	500	\$27,351.72	\$28,028.00 Short-Term	Non-Covered	\$0.00	-\$676.28
JDS UNIPHASE CO	07/09/2013	06/10/2013	500	\$7,187.21	\$7,408.00 Short-Term	Non-Covered	\$0.00	-\$220.79
JDS UNIPHASE CO	07/09/2013	06/20/2013	1000	\$14,374.41	\$14,228.00 Short-Term	Non-Covered	\$0.00	\$146.41
KANDI TECHNOLO	08/26/2013	06/10/2013	500	\$2,267.06	\$3,118.00 Short-Term	Non-Covered	\$0.00	-\$850.94
KINDER MORGAN I	04/16/2013	04/09/2013	1000	\$38,353.51	\$38,742.90 Short-Term	Non-Covered	\$0.00	-\$389.39
KINDER MORGAN I	04/16/2013	03/28/2013	423	\$16,223.54	\$16,374.33 Short-Term	Non-Covered	\$0.00	-\$150.79
MICROSEMI CORP	05/01/2013	03/28/2013	500	\$10,148.44	\$12,225.22 Short-Term	Non-Covered	\$0.00	-\$2,076.78
MICROSEMI CORP	05/01/2013	03/28/2013	2500	\$50,742.19	\$58,000.00 Short-Term	Non-Covered	\$0.00	-\$7,257.81
MICROSEMI CORP	04/19/2013	03/28/2013	2000	\$38,831.12	\$46,400.00 Short-Term	Non-Covered	\$0.00	-\$7,568.88
MICROSEMI CORP	04/24/2013	03/28/2013	2000	\$39,571.27	\$46,400.00 Short-Term	Non-Covered	\$0.00	-\$6,828.73
MICROSOFT CORP	09/03/2013	05/01/2013	1000	\$31,445.45	\$32,828.00 Short-Term	Non-Covered	\$0.00	-\$1,382.55
MICROSOFT CORP	09/03/2013	06/10/2013	1000	\$31,445.45	\$35,538.00 Short-Term	Non-Covered	\$0.00	-\$4,092.55
MINDSPEED TECH	12/26/2013	05/10/2013	3000	\$15,150.00	\$9,095.24 Short-Term	Non-Covered	\$0.00	\$6,054.76
MINDSPEED TECH	10/04/2013	05/01/2013	2000	\$5,878.99	\$5,486.20 Short-Term	Non-Covered	\$0.00	\$392.79
MINDSPEED TECH	12/26/2013	11/15/2013	1000	\$5,050.00	\$5,036.66 Short-Term	Non-Covered	\$0.00	\$13.34
MINDSPEED TECH	12/26/2013	06/20/2013	2000	\$10,100.00	\$6,308.00 Short-Term	Non-Covered	\$0.00	\$3,792.00
MINDSPEED TECH	12/26/2013	08/26/2013	2000	\$10,100.00	\$6,108.00 Short-Term	Non-Covered	\$0.00	\$3,992.00
MINDSPEED TECH	12/26/2013	05/30/2013	2000	\$10,100.00	\$6,702.08 Short-Term	Non-Covered	\$0.00	\$3,397.92
MINDSPEED TECH	12/26/2013	06/10/2013	2000	\$10,100.00	\$6,548.00 Short-Term	Non-Covered	\$0.00	\$3,552.00
MINDSPEED TECH	12/26/2013	09/03/2013	1000	\$5,050.00	\$3,105.75 Short-Term	Non-Covered	\$0.00	\$1,944.25
MINDSPEED TECH	12/26/2013	09/03/2013	2000	\$10,100.00	\$6,219.50 Short-Term	Non-Covered	\$0.00	\$3,880.50
MONSANTO CO NE	08/26/2013	03/28/2013	1500	\$147,457.28	\$158,490.00 Short-Term	Non-Covered	\$0.00	-\$11,032.72
NCR CORP	11/26/2013	09/10/2013	1000	\$34,483.64	\$38,378.00 Short-Term	Non-Covered	\$0.00	-\$3,894.36
NCR CORP	11/26/2013	10/04/2013	1000	\$34,483.65	\$41,548.00 Short-Term	Non-Covered	\$0.00	-\$7,064.35
OI SA SPON ADRE	04/25/2013	03/28/2013	375	\$1,101.21	\$1,286.25 Short-Term	Non-Covered	\$0.00	-\$185.04
OI SA SPON ADRE	04/25/2013	04/10/2013	2000	\$5,873.13	\$7,048.00 Short-Term	Non-Covered	\$0.00	-\$1,174.87
OI SA SPON ADRE	04/29/2013	03/28/2013	3852	\$9,512.38	\$11,825.64 Short-Term	Non-Covered	\$0.00	-\$2,313.26
PG & E CORP	07/09/2013	04/19/2013	500	\$22,627.61	\$23,857.98 Short-Term	Non-Covered	\$0.00	-\$1,230.37
PG & E CORP	07/09/2013	03/28/2013	1000	\$45,255.20	\$44,560.00 Short-Term	Non-Covered	\$0.00	\$695.20

Security Description	Date of Sale	Date Acquired	Quantity	Proceeds	Cost Holding Period	Covered/ Non-Covered	Disallowance Amount	Realized Gain/ Loss
PG & E CORP	08/26/2013	03/28/2013	1000	\$41,461.27	\$44,560.00 Short-Term	Non-Covered	\$0.00	-\$3,098.73
PG & E CORP	07/09/2013	04/09/2013	500	\$22,627.61	\$23,508.00 Short-Term	Non-Covered	\$0.00	-\$880.39
QLIK TECHNOLOGI	11/15/2013	09/03/2013	1000	\$25,913.45	\$33,429.98 Short-Term	Non-Covered	\$0.00	-\$7,516.53
QLIK TECHNOLOGI	11/15/2013	07/09/2013	1000	\$25,913.45	\$30,008.00 Short-Term	Non-Covered	\$0.00	-\$4,094.55
QLIK TECHNOLOGI	11/15/2013	09/10/2013	500	\$12,956.72	\$17,603.00 Short-Term	Non-Covered	\$0.00	-\$4,646.28
QLIK TECHNOLOGI	11/15/2013	06/20/2013	1000	\$25,913.45	\$28,878.00 Short-Term	Non-Covered	\$0.00	-\$2,964.55
QLIK TECHNOLOGI	11/15/2013	08/26/2013	500	\$12,956.73	\$17,353.00 Short-Term	Non-Covered	\$0.00	-\$4,396.27
QUESTCOR PHAR	11/22/2013	10/04/2013	1000	\$24,824.06	\$35,128.00 Short-Term	Non-Covered	\$0.00	-\$10,303.94
QUESTCOR PHAR	11/15/2013	07/09/2013	500	\$30,247.52	\$24,034.00 Short-Term	Non-Covered	\$0.00	\$6,213.52
QUESTCOR PHAR	11/15/2013	08/26/2013	1000	\$60,495.05	\$74,018.00 Short-Term	Non-Covered	\$0.00	-\$13,522.95
QUESTCOR PHAR	11/15/2013	09/03/2013	500	\$29,801.81	\$24,034.00 Short-Term	Non-Covered	\$0.00	\$5,767.81
QUESTCOR PHAR	11/18/2013	09/03/2013	500	\$30,247.52	\$33,869.00 Short-Term	Non-Covered	\$0.00	-\$3,621.48
QUESTCOR PHAR	11/18/2013	09/03/2013	100	\$6,079.89	\$6,773.80 Short-Term	Non-Covered	\$0.00	-\$693.91
QUESTCOR PHAR	11/18/2013	09/03/2013	400	\$24,308.02	\$27,095.20 Short-Term	Non-Covered	\$0.00	-\$2,787.18
QUESTCOR PHAR	10/04/2013	06/20/2013	1000	\$59,603.63	\$47,408.00 Short-Term	Non-Covered	\$0.00	\$12,195.63
QUESTCOR PHAR	11/18/2013	09/10/2013	500	\$30,385.02	\$33,993.00 Short-Term	Non-Covered	\$0.00	-\$3,607.98
SAREPTA THERAPI	11/15/2013	09/03/2013	1000	\$14,179.97	\$35,499.90 Short-Term	Non-Covered	\$0.00	-\$21,319.93
SAREPTA THERAPI	11/15/2013	10/04/2013	1000	\$14,179.96	\$53,318.00 Short-Term	Non-Covered	\$0.00	-\$39,138.04
SAREPTA THERAPI	11/15/2013	06/20/2013	1000	\$14,179.97	\$39,938.00 Short-Term	Non-Covered	\$0.00	-\$25,758.03
SODASTREAM INTI	11/15/2013	08/26/2013	500	\$7,089.98	\$17,528.00 Short-Term	Non-Covered	\$0.00	-\$10,438.02
SODASTREAM INTI	11/15/2013	09/03/2013	500	\$27,893.18	\$31,685.73 Short-Term	Non-Covered	\$0.00	-\$3,792.55
SODASTREAM INTI	11/15/2013	08/26/2013	500	\$27,893.18	\$33,758.00 Short-Term	Non-Covered	\$0.00	-\$5,864.82
SODASTREAM INTI	07/09/2013	05/10/2013	1000	\$61,760.92	\$58,678.00 Short-Term	Non-Covered	\$0.00	\$3,082.92
SODASTREAM INTI	11/15/2013	05/14/2013	500	\$27,893.18	\$31,919.62 Short-Term	Non-Covered	\$0.00	-\$4,026.44
SODASTREAM INTI	11/15/2013	10/04/2013	1000	\$55,786.36	\$66,383.30 Short-Term	Non-Covered	\$0.00	-\$10,596.94
SODASTREAM INTI	11/15/2013	06/10/2013	500	\$27,893.18	\$38,353.00 Short-Term	Non-Covered	\$0.00	-\$10,459.82
TELEFONICA SAAL	05/14/2013	04/09/2013	1000	\$14,305.67	\$13,754.00 Short-Term	Non-Covered	\$0.00	\$551.68
TELEFONICA SAAL	05/30/2013	03/28/2013	1000	\$14,015.76	\$14,028.00 Short-Term	Non-Covered	\$0.00	\$277.67
TELEFONICA SAAL	05/30/2013	04/09/2013	1000	\$14,015.75	\$13,540.00 Short-Term	Non-Covered	\$0.00	\$475.76
TELEFONICA SAAL	07/09/2013	03/28/2013	1000	\$159,619.22	\$142,440.00 Short-Term	Non-Covered	\$0.00	\$261.75
UNION PACIFIC CC	10/04/2013	05/30/2013	1554	\$23,923.25	\$23,611.48 Short-Term	Non-Covered	\$0.00	\$311.77
VALE S.A. SPONS I	10/04/2013	05/30/2013	200	\$3,078.24	\$3,038.80 Short-Term	Non-Covered	\$0.00	\$39.44
VALE S.A. SPONS I	10/04/2013	05/30/2013	246	\$3,778.36	\$3,737.72 Short-Term	Non-Covered	\$0.00	\$40.64
VALE S.A. SPONS I	10/04/2013	03/28/2013	3000	\$46,304.19	\$51,960.00 Short-Term	Non-Covered	\$1,000.00	-\$5,655.81
VALE S.A. SPONS I	10/04/2013	09/03/2013	800	\$12,315.70	\$12,232.00 Short-Term	Non-Covered	\$0.00	\$83.70
VALE S.A. SPONS I	10/04/2013	09/03/2013	100	\$1,539.47	\$1,529.00 Short-Term	Non-Covered	\$0.00	\$10.47
VALE S.A. SPONS I	11/26/2013	03/28/2013	1000	\$14,718.78	\$18,663.27 Short-Term	Non-Covered	\$0.00	\$10.12
VALE S.A. SPONS I	11/26/2013	03/28/2013	2000	\$29,437.55	\$34,640.00 Short-Term	Non-Covered	\$0.00	-\$3,944.49
VALE S.A. SPONS I	11/22/2013	03/28/2013	3000	\$46,490.50	\$51,960.00 Short-Term	Non-Covered	\$1,000.00	-\$5,202.45
VIVUS INC	09/10/2013	05/14/2013	1000	\$10,657.81	\$13,768.00 Short-Term	Non-Covered	\$0.00	-\$3,110.19
VIVUS INC	09/10/2013	06/20/2013	1000	\$10,657.81	\$13,828.00 Short-Term	Non-Covered	\$0.00	-\$3,170.19

Security Descriptio	Date of Sale	Date Acquired	Quantity	Proceeds	Cost Holding Period	Covered/ Non-Covered	Disallowance Amount	Realized Gain/ Loss
VIVUS INC	09/10/2013	09/03/2013	1000	\$10,657.82	\$12,809.90	Non-Covered	\$0.00	-\$2,152.08
VIVUS INC	09/10/2013	05/10/2013	1000	\$10,657.81	\$12,958.00	Non-Covered	\$0.00	-\$2,300.19
WALGREEN COMP,	10/04/2013	03/28/2013	1000	\$55,770.02	\$47,710.00	Non-Covered	\$0.00	\$8,060.02
WELLS FARGO & C	04/19/2013	03/28/2013	1000	\$36,621.17	\$37,020.00	Non-Covered	\$1,000.00	-\$398.83
WILLIAMS COS INC	10/04/2013	03/28/2013	3000	\$108,054.01	\$112,470.00	Non-Covered	\$0.00	-\$4,415.99
WILLIAMS COS INC	11/18/2013	03/28/2013	2000	\$70,750.76	\$74,980.00	Non-Covered	\$0.00	-\$4,229.24
WILLIAMS COS INC	11/22/2013	03/28/2013	1000	\$35,291.38	\$37,490.00	Non-Covered	\$0.00	-\$2,198.62
WPX ENERGY INC	05/01/2013	03/28/2013	2000	\$30,931.30	\$32,100.00	Non-Covered	\$2,000.00	-\$1,168.70
WPX ENERGY INC	04/19/2013	03/28/2013	1000	\$16,221.63	\$16,050.00	Non-Covered	\$0.00	\$171.63
WPX ENERGY INC	11/22/2013	03/28/2013	1000	\$18,726.67	\$16,050.00	Non-Covered	\$0.00	\$2,676.67
YPF SOCIEDAD AN	05/10/2013	05/01/2013	500	\$6,458.19	\$6,758.00	Non-Covered	\$0.00	-\$299.81
Totals				\$5,205,660.71	\$5,599,305.79		\$14,700.00	-\$393,745.08

Application for Extension of Time To File an Exempt Organization Return

Department of the Treasury
Internal Revenue Service

▶ File a separate application for each return.
▶ Information about Form 8868 and its instructions is at www.irs.gov/form8868

- If you are filing for an **Automatic 3-Month Extension**, complete only Part I and check this box **X**
- If you are filing for an **Additional (Not Automatic) 3-Month Extension**, complete only Part II (on page 2 of this form).

Do not complete Part II unless you have already been granted an automatic 3-month extension on a previously filed Form 8868.
Electronic filing (e-file). You can electronically file Form 8868 if you need a 3-month automatic extension of time to file (6 months for a corporation required to file Form 990-T), or an additional (not automatic) 3-month extension of time. You can electronically file Form 8868 to request an extension of time to file any of the forms listed in Part I or Part II with the exception of Form 8870, Information Return for Transfers Associated With Certain Personal Benefit Contracts, which must be sent to the IRS in paper format (see instructions). For more details on the electronic filing of this form, visit www.irs.gov/efile and click on *e-file for Charities & Nonprofits*.

Part I Automatic 3-Month Extension of Time. Only submit original (no copies needed).

A corporation required to file Form 990-T and requesting an automatic 6-month extension - check this box and complete Part I only

All other corporations (including 1120-C filers), partnerships, REMICs, and trusts must use Form 7004 to request an extension of time to file income tax returns

		Enter filer's identifying number
Type or print	Name of exempt organization or other filer, see instructions. THE DANIEL VELORIC FOUNDATION	Employer identification number (EIN) or 23-7850850
File by the due date for filing your return. See Instructions	Number, street, and room or suite no. If a P.O. box, see Instructions. P.O. BOX 790	Social security number (SSN)
	City, town or post office, state, and ZIP code. For a foreign address, see instructions. BALA CYNWYD, PA 19004-0790	

Enter the Return code for the return that this application is for (file a separate application for each return) 04

Application Is For	Return Code	Application Is For	Return Code
Form 990 or Form 990-EZ	01	Form 990-T (corporation)	07
Form 990-BL	02	Form 1041-A	08
Form 4720 (individual)	03	Form 4720 (other than individual)	09
Form 990-PF	04	Form 5227	10
Form 990-T (sec 401(a) or 408(a) trust)	05	Form 6069	11
Form 990-T (trust other than above)	06	Form 8870	12

MICHAEL VELORIC

- The books are in the care of ▶ **P.O. BOX 790 - BALA CYNWYD, PA 19004**
Telephone No. ▶ **610-664-2200** Fax No. ▶ _____
- If the organization does not have an office or place of business in the United States, check this box
- If this is for a Group Return, enter the organization's four digit Group Exemption Number (GEN) _____. If this is for the whole group, check this box . If it is for part of the group, check this box and attach a list with the names and EINs of all members the extension is for.

1 I request an automatic 3-month (6 months for a corporation required to file Form 990-T) extension of time until **AUGUST 15, 2014**, to file the exempt organization return for the organization named above. The extension is for the organization's return for:
 ▶ calendar year **2013** or
 ▶ tax year beginning _____, and ending _____

2 If the tax year entered in line 1 is for less than 12 months, check reason: Initial return Final return Change in accounting period

3a If this application is for Forms 990-BL, 990-PF, 990-T, 4720, or 6069, enter the tentative tax, less any nonrefundable credits. See instructions.	3a	\$	4,066.
b If this application is for Forms 990-PF, 990-T, 4720, or 6069, enter any refundable credits and estimated tax payments made. Include any prior year overpayment allowed as a credit	3b	\$	1,066.
c Balance due. Subtract line 3b from line 3a. Include your payment with this form, if required, by using EFTPS (Electronic Federal Tax Payment System). See instructions.	3c	\$	3,000.

Caution. If you are going to make an electronic funds withdrawal (direct debit) with this Form 8868, see Form 8453-EO and Form 8879-EO for payment instructions.

emailed to client

- If you are filing for an **Additional (Not Automatic) 3-Month Extension**, complete only **Part II** and check this box **X**
- Note.** Only complete Part II if you have already been granted an automatic 3-month extension on a previously filed Form 8868.
- If you are filing for an **Automatic 3-Month Extension**, complete only **Part I** (on page 1).

Part II Additional (Not Automatic) 3-Month Extension of Time. Only file the original (no copies needed).

Type or print File by the due date for filing your return See instructions	Name of exempt organization or other filer, see instructions THE DANIEL VELORIC FOUNDATION	Enter filer's identifying number, see instructions Employer identification number (EIN) or 23-7850850
	Number, street, and room or suite no. If a P O box, see instructions P.O. BOX 790	Social security number (SSN)
	City, town or post office, state, and ZIP code For a foreign address, see instructions BALA CYNWYD, PA. 19004-0790	

Enter the Return code for the return that this application is for (file a separate application for each return) 04

Application Is For	Return Code	Application Is For	Return Code
Form 990 or Form 990-EZ	01		
Form 990-BL	02	Form 1041-A	08
Form 4720 (individual)	03	Form 4720 (other than individual)	09
Form 990-PF	04	Form 5227	10
Form 990-T (sec. 401(a) or 408(a) trust)	05	Form 6069	11
Form 990-T (trust other than above)	06	Form 8870	12

STOP! Do not complete Part II if you were not already granted an automatic 3-month extension on a previously filed Form 8868.

- The books are in the care of **MICHAEL VELORIC-PO BOX 790-BALA CYNWYD, PA 19004**
 Telephone No. **610-664-2200** Fax No
- If the organization does not have an office or place of business in the United States, check this box
- If this is for a Group Return, enter the organization's four digit Group Exemption Number (GEN) . If this is for the whole group, check this box If it is for part of the group, check this box and attach a list with the names and EINs of all members the extension is for.

- I request an additional 3-month extension of time until NOVEMBER 15, 20 14.
- For calendar year 2013, or other tax year beginning , 20 , and ending , 20
- If the tax year entered in line 5 is for less than 12 months, check reason Initial return Final return
 Change in accounting period
- State in detail why you need the extension ADDITIONAL TIME IS REQUESTED DUE TO CERTAIN INFORMATION WHICH IS NOT AVAILABLE AT THIS TIME IN ORDER TO FILE A COMPLETE AND ACCURATE TAX RETURN

8a If this application is for Forms 990-BL, 990-PF, 990-T, 4720, or 6069, enter the tentative tax, less any nonrefundable credits. See instructions.	8a	\$
b If this application is for Forms 990-PF, 990-T, 4720, or 6069, enter any refundable credits and estimated tax payments made Include any prior year overpayment allowed as a credit and any amount paid previously with Form 8868.	8b	\$
c Balance due. Subtract line 8b from line 8a Include your payment with this form, if required, by using EFTPS (Electronic Federal Tax Payment System) See instructions	8c	\$ 0.00

Signature and Verification must be completed for Part II only.

Under penalties of perjury, I declare that I have examined this form, including accompanying schedules and statements, and to the best of my knowledge and belief, it is true, correct, and complete, and that I am authorized to prepare this form.

Signature Title Date