



See a Social Security Number? Say Something!  
Report Privacy Problems to <https://public.resource.org/privacy>  
Or call the IRS Identity Theft Hotline at 1-800-908-4490



Form **990-PF**  
 Department of the Treasury  
 Internal Revenue Service

**Return of Private Foundation**  
**or Section 4947(a)(1) Trust Treated as Private Foundation**

▶ **Do not enter Social Security numbers on this form as it may be made public. By law, the IRS cannot redact the information on the form.**

▶ **Information about Form 990-PF and its instructions is at [www.irs.gov/form990pf](http://www.irs.gov/form990pf).**

OMB No 1545-0052

**2013**

**Open to Public Inspection**

**For calendar year 2013, or tax year beginning 01-01-2013, and ending 12-31-2013**

Name of foundation SYMONDS FOUNDATION		<b>A Employer identification number</b> 23-7223088
Number and street (or P O box number if mail is not delivered to street address) Room/suite 15787 GRADUATE CIRCLE		<b>B Telephone number (see instructions)</b>
City or town, state or province, country, and ZIP or foreign postal code MOORPARK, CA 93021		<b>C</b> If exemption application is pending, check here <input type="checkbox"/>
<b>G</b> Check all that apply: <input type="checkbox"/> Initial return <input type="checkbox"/> Initial return of a former public charity <input type="checkbox"/> Final return <input type="checkbox"/> Amended return <input type="checkbox"/> Address change <input type="checkbox"/> Name change		<b>D 1.</b> Foreign organizations, check here <input type="checkbox"/> <b>2.</b> Foreign organizations meeting the 85% test, check here and attach computation <input type="checkbox"/>
<b>H</b> Check type of organization: <input checked="" type="checkbox"/> Section 501(c)(3) exempt private foundation <input type="checkbox"/> Section 4947(a)(1) nonexempt charitable trust <input type="checkbox"/> Other taxable private foundation		<b>E</b> If private foundation status was terminated under section 507(b)(1)(A), check here <input type="checkbox"/>
<b>I</b> Fair market value of all assets at end of year (from Part II, col. (c), line 16) ▶ \$ 1,960,784	<b>J</b> Accounting method: <input checked="" type="checkbox"/> Cash <input type="checkbox"/> Accrual <input type="checkbox"/> Other (specify) _____ (Part I, column (d) must be on cash basis.)	<b>F</b> If the foundation is in a 60-month termination under section 507(b)(1)(B), check here <input type="checkbox"/>

<b>Part I Analysis of Revenue and Expenses</b> <small>(The total of amounts in columns (b), (c), and (d) may not necessarily equal the amounts in column (a) (see instructions) )</small>		(a) Revenue and expenses per books	(b) Net investment income	(c) Adjusted net income	(d) Disbursements for charitable purposes (cash basis only)
<b>Revenue</b>	<b>1</b> Contributions, gifts, grants, etc., received (attach schedule)				
	<b>2</b> Check <input checked="" type="checkbox"/> if the foundation is <b>not</b> required to attach Sch B				
	<b>3</b> Interest on savings and temporary cash investments	41,114	41,114		
	<b>4</b> Dividends and interest from securities	37,008	37,008		
	<b>5a</b> Gross rents				
	<b>b</b> Net rental income or (loss)				
	<b>6a</b> Net gain or (loss) from sale of assets not on line 10	69,889			
	<b>b</b> Gross sales price for all assets on line 6a 1,276,779				
	<b>7</b> Capital gain net income (from Part IV, line 2)		69,889		
	<b>8</b> Net short-term capital gain				
	<b>9</b> Income modifications				
	<b>10a</b> Gross sales less returns and allowances				
<b>b</b> Less Cost of goods sold					
<b>c</b> Gross profit or (loss) (attach schedule)					
<b>11</b> Other income (attach schedule)					
<b>12 Total.</b> Add lines 1 through 11	148,011	148,011			
<b>Operating and Administrative Expenses</b>	<b>13</b> Compensation of officers, directors, trustees, etc	22,440	8,976		13,464
	<b>14</b> Other employee salaries and wages				
	<b>15</b> Pension plans, employee benefits				
	<b>16a</b> Legal fees (attach schedule)				
	<b>b</b> Accounting fees (attach schedule)	3,205	1,603		
	<b>c</b> Other professional fees (attach schedule)				
	<b>17</b> Interest				
	<b>18</b> Taxes (attach schedule) (see instructions)	4,680	1,428		
	<b>19</b> Depreciation (attach schedule) and depletion				
	<b>20</b> Occupancy				
	<b>21</b> Travel, conferences, and meetings				
<b>22</b> Printing and publications					
<b>23</b> Other expenses (attach schedule)	12,501	12,367			
<b>24 Total operating and administrative expenses.</b> Add lines 13 through 23	42,826	24,374		13,464	
<b>25</b> Contributions, gifts, grants paid	75,000			75,000	
<b>26 Total expenses and disbursements.</b> Add lines 24 and 25	117,826	24,374		88,464	
<b>27</b> Subtract line 26 from line 12					
<b>a Excess of revenue over expenses and disbursements</b>	30,185				
<b>b Net investment income</b> (if negative, enter -0-)		123,637			
<b>c Adjusted net income</b> (if negative, enter -0-)					

Attached schedules and amounts in the description column should be for end-of-year amounts only (See instructions)

<b>Part II Balance Sheets</b>		Beginning of year		End of year	
		(a) Book Value	(b) Book Value	(c) Fair Market Value	
<b>Assets</b>	<b>1</b> Cash—non-interest-bearing . . . . .	203	1,233	1,233	
	<b>2</b> Savings and temporary cash investments . . . . .	78,184	37,086	37,086	
	<b>3</b> Accounts receivable ▶ _____ Less allowance for doubtful accounts ▶ _____				
	<b>4</b> Pledges receivable ▶ _____ Less allowance for doubtful accounts ▶ _____				
	<b>5</b> Grants receivable . . . . .				
	<b>6</b> Receivables due from officers, directors, trustees, and other disqualified persons (attach schedule) (see instructions) . . . . .				
	<b>7</b> Other notes and loans receivable (attach schedule) ▶ _____ 90,462 Less allowance for doubtful accounts ▶ _____	90,462	90,462	90,462	
	<b>8</b> Inventories for sale or use . . . . .				
	<b>9</b> Prepaid expenses and deferred charges . . . . .				
	<b>10a</b> Investments—U S and state government obligations (attach schedule)				
	<b>b</b> Investments—corporate stock (attach schedule) . . . . .	728,094	976,015	1,253,590	
	<b>c</b> Investments—corporate bonds (attach schedule) . . . . .	761,501	583,833	578,413	
	<b>11</b> Investments—land, buildings, and equipment basis ▶ _____ Less accumulated depreciation (attach schedule) ▶ _____				
	<b>12</b> Investments—mortgage loans . . . . .				
	<b>13</b> Investments—other (attach schedule) . . . . .				
	<b>14</b> Land, buildings, and equipment basis ▶ _____ Less accumulated depreciation (attach schedule) ▶ _____				
<b>15</b> Other assets (describe ▶ _____)					
<b>16 Total assets</b> (to be completed by all filers—see the instructions Also, see page 1, item I)	1,658,444	1,688,629	1,960,784		
<b>Liabilities</b>	<b>17</b> Accounts payable and accrued expenses . . . . .				
	<b>18</b> Grants payable . . . . .				
	<b>19</b> Deferred revenue . . . . .				
	<b>20</b> Loans from officers, directors, trustees, and other disqualified persons				
	<b>21</b> Mortgages and other notes payable (attach schedule) . . . . .				
	<b>22</b> Other liabilities (describe ▶ _____)				
<b>23 Total liabilities</b> (add lines 17 through 22) . . . . .		0			
<b>Net Assets or Fund Balances</b>	<b>Foundations that follow SFAS 117, check here</b> ▶ <input type="checkbox"/>				
	<b>and complete lines 24 through 26 and lines 30 and 31.</b>				
	<b>24</b> Unrestricted . . . . .				
	<b>25</b> Temporarily restricted . . . . .				
	<b>26</b> Permanently restricted . . . . .				
	<b>Foundations that do not follow SFAS 117, check here</b> ▶ <input checked="" type="checkbox"/>				
	<b>and complete lines 27 through 31.</b>				
	<b>27</b> Capital stock, trust principal, or current funds . . . . .				
	<b>28</b> Paid-in or capital surplus, or land, bldg, and equipment fund				
<b>29</b> Retained earnings, accumulated income, endowment, or other funds	1,658,444	1,688,629			
<b>30 Total net assets or fund balances</b> (see page 17 of the instructions) . . . . .	1,658,444	1,688,629			
<b>31 Total liabilities and net assets/fund balances</b> (see page 17 of the instructions) . . . . .	1,658,444	1,688,629			

**Part III Analysis of Changes in Net Assets or Fund Balances**

<b>1</b>	Total net assets or fund balances at beginning of year—Part II, column (a), line 30 (must agree with end-of-year figure reported on prior year's return) . . . . .	<b>1</b>	1,658,444
<b>2</b>	Enter amount from Part I, line 27a . . . . .	<b>2</b>	30,185
<b>3</b>	Other increases not included in line 2 (itemize) ▶ _____	<b>3</b>	
<b>4</b>	Add lines 1, 2, and 3 . . . . .	<b>4</b>	1,688,629
<b>5</b>	Decreases not included in line 2 (itemize) ▶ _____	<b>5</b>	
<b>6</b>	Total net assets or fund balances at end of year (line 4 minus line 5)—Part II, column (b), line 30 . . . . .	<b>6</b>	1,688,629

**Part IV Capital Gains and Losses for Tax on Investment Income**

(a) List and describe the kind(s) of property sold (e.g., real estate, 2-story brick warehouse, or common stock, 200 shs MLC Co)	(b) How acquired P—Purchase D—Donation	(c) Date acquired (mo, day, yr)	(d) Date sold (mo, day, yr)
<b>1 a</b> SECURITIES LITIGATION PROCEEDS	P	2010-01-01	2013-12-31
<b>b</b> PUBLICLY TRADED SECURITIES - SALES	P	2010-01-10	2013-12-31
<b>c</b>			
<b>d</b>			
<b>e</b>			

(e) Gross sales price	(f) Depreciation allowed (or allowable)	(g) Cost or other basis plus expense of sale	(h) Gain or (loss) (e) plus (f) minus (g)
<b>a</b> 2,755			2,755
<b>b</b> 1,274,024		1,206,890	67,134
<b>c</b>			
<b>d</b>			
<b>e</b>			

(i) FMV as of 12/31/69	(j) Adjusted basis as of 12/31/69	(k) Excess of col (i) over col (j), if any	(l) Gains (Col (h) gain minus col (k), but not less than -0-) or Losses (from col (h))
<b>a</b>			2,755
<b>b</b>			67,134
<b>c</b>			
<b>d</b>			
<b>e</b>			

Complete only for assets showing gain in column (h) and owned by the foundation on 12/31/69			
<b>2</b> Capital gain net income or (net capital loss)	{ If gain, also enter in Part I, line 7 If (loss), enter -0- in Part I, line 7 }	<b>2</b>	69,889
<b>3</b> Net short-term capital gain or (loss) as defined in sections 1222(5) and (6)	{ If gain, also enter in Part I, line 8, column (c) (see instructions) If (loss), enter -0- in Part I, line 8 . . . . . }	<b>3</b>	

**Part V Qualification Under Section 4940(e) for Reduced Tax on Net Investment Income**

(For optional use by domestic private foundations subject to the section 4940(a) tax on net investment income )

If section 4940(d)(2) applies, leave this part blank

Was the foundation liable for the section 4942 tax on the distributable amount of any year in the base period?  Yes  No  
If "Yes," the foundation does not qualify under section 4940(e) Do not complete this part

**1** Enter the appropriate amount in each column for each year, see page 18 of the instructions before making any entries

(a) Base period years Calendar year (or tax year beginning in)	(b) Adjusted qualifying distributions	(c) Net value of noncharitable-use assets	(d) Distribution ratio (col (b) divided by col (c))
2012	89,508	1,798,986	0.04976
2011	94,484	1,796,998	0.05258
2010	94,096	1,907,112	0.04934
2009	127,000	1,883,710	0.06742
2008	140,839	2,544,206	0.05536

<b>2</b> Total of line 1, column (d).	<b>2</b>	0.27445
<b>3</b> Average distribution ratio for the 5-year base period—divide the total on line 2 by 5, or by the number of years the foundation has been in existence if less than 5 years . . . . .	<b>3</b>	0.05489
<b>4</b> Enter the net value of noncharitable-use assets for 2013 from Part X, line 5. . . . .	<b>4</b>	1,882,126
<b>5</b> Multiply line 4 by line 3. . . . .	<b>5</b>	103,310
<b>6</b> Enter 1% of net investment income (1% of Part I, line 27b). . . . .	<b>6</b>	1,236
<b>7</b> Add lines 5 and 6. . . . .	<b>7</b>	104,546
<b>8</b> Enter qualifying distributions from Part XII, line 4. . . . .	<b>8</b>	88,464

If line 8 is equal to or greater than line 7, check the box in Part VI, line 1b, and complete that part using a 1% tax rate See the Part VI instructions

**Part VI Excise Tax Based on Investment Income (Section 4940(a), 4940(b), 4940(e), or 4948—see page 18 of the instructions)**

<b>1a</b>	Exempt operating foundations described in section 4940(d)(2), check here <input type="checkbox"/> and enter "N/A" on line 1 Date of ruling or determination letter _____ (attach copy of letter if necessary—see instructions)		
<b>b</b>	Domestic foundations that meet the section 4940(e) requirements in Part V, check here <input type="checkbox"/> and enter 1% of Part I, line 27b . . . . .	<b>1</b>	2,473
<b>c</b>	All other domestic foundations enter 2% of line 27b Exempt foreign organizations enter 4% of Part I, line 12, col (b)		
<b>2</b>	Tax under section 511 (domestic section 4947(a)(1) trusts and taxable foundations only Others enter -0-)	<b>2</b>	
<b>3</b>	Add lines 1 and 2. . . . .	<b>3</b>	2,473
<b>4</b>	Subtitle A (income) tax (domestic section 4947(a)(1) trusts and taxable foundations only Others enter -0-)	<b>4</b>	
<b>5</b>	<b>Tax based on investment income.</b> Subtract line 4 from line 3 If zero or less, enter -0- . . . . .	<b>5</b>	2,473
<b>6</b>	Credits/Payments		
<b>a</b>	2013 estimated tax payments and 2012 overpayment credited to 2013	<b>6a</b>	1,840
<b>b</b>	Exempt foreign organizations—tax withheld at source . . . . .	<b>6b</b>	
<b>c</b>	Tax paid with application for extension of time to file (Form 8868)	<b>6c</b>	3,000
<b>d</b>	Backup withholding erroneously withheld . . . . .	<b>6d</b>	
<b>7</b>	Total credits and payments Add lines 6a through 6d. . . . .	<b>7</b>	4,840
<b>8</b>	Enter any <b>penalty</b> for underpayment of estimated tax Check here <input type="checkbox"/> if Form 2220 is attached	<b>8</b>	
<b>9</b>	<b>Tax due.</b> If the total of lines 5 and 8 is more than line 7, enter <b>amount owed</b> . . . . .	<b>9</b>	
<b>10</b>	<b>Overpayment.</b> If line 7 is more than the total of lines 5 and 8, enter the <b>amount overpaid</b> . . . . .	<b>10</b>	2,367
<b>11</b>	Enter the amount of line 10 to be <b>Credited to 2014 estimated tax</b> 2,367 <b>Refunded</b>	<b>11</b>	

**Part VII-A Statements Regarding Activities**

	Yes	No
<b>1a</b> During the tax year, did the foundation attempt to influence any national, state, or local legislation or did it participate or intervene in any political campaign? . . . . .	<b>1a</b>	No
<b>b</b> Did it spend more than \$100 during the year (either directly or indirectly) for political purposes (see page 19 of the instructions for definition)? . . . . . <i>If the answer is "Yes" to 1a or 1b, attach a detailed description of the activities and copies of any materials published or distributed by the foundation in connection with the activities.</i>	<b>1b</b>	No
<b>c</b> Did the foundation file <b>Form 1120-POL</b> for this year?. . . . .	<b>1c</b>	No
<b>d</b> Enter the amount (if any) of tax on political expenditures (section 4955) imposed during the year <b>(1)</b> On the foundation <b>\$</b> _____ <b>(2)</b> On foundation managers <b>\$</b> _____		
<b>e</b> Enter the reimbursement (if any) paid by the foundation during the year for political expenditure tax imposed on foundation managers <b>\$</b> _____		
<b>2</b> Has the foundation engaged in any activities that have not previously been reported to the IRS? . . . . . <i>If "Yes," attach a detailed description of the activities.</i>	<b>2</b>	No
<b>3</b> Has the foundation made any changes, not previously reported to the IRS, in its governing instrument, articles of incorporation, or bylaws, or other similar instruments? <i>If "Yes," attach a conformed copy of the changes</i> . . . . .	<b>3</b>	No
<b>4a</b> Did the foundation have unrelated business gross income of \$1,000 or more during the year?. . . . .	<b>4a</b>	No
<b>b</b> If "Yes," has it filed a tax return on <b>Form 990-T</b> for this year?. . . . .	<b>4b</b>	No
<b>5</b> Was there a liquidation, termination, dissolution, or substantial contraction during the year? . . . . . <i>If "Yes," attach the statement required by General Instruction T.</i>	<b>5</b>	No
<b>6</b> Are the requirements of section 508(e) (relating to sections 4941 through 4945) satisfied either • By language in the governing instrument, or • By state legislation that effectively amends the governing instrument so that no mandatory directions that conflict with the state law remain in the governing instrument? . . . . .	<b>6</b>	Yes
<b>7</b> Did the foundation have at least \$5,000 in assets at any time during the year? <i>If "Yes," complete Part II, col. (c), and Part XV.</i>	<b>7</b>	Yes
<b>8a</b> Enter the states to which the foundation reports or with which it is registered (see instructions) <b>CA</b>		
<b>b</b> If the answer is "Yes" to line 7, has the foundation furnished a copy of Form 990-PF to the Attorney General (or designate) of each state as required by General Instruction G? <i>If "No," attach explanation .</i>	<b>8b</b>	Yes
<b>9</b> Is the foundation claiming status as a private operating foundation within the meaning of section 4942(j)(3) or 4942(j)(5) for calendar year 2013 or the taxable year beginning in 2013 (see instructions for Part XIV)? <i>If "Yes," complete Part XIV</i> . . . . .	<b>9</b>	No
<b>10</b> Did any persons become substantial contributors during the tax year? <i>If "Yes," attach a schedule listing their names and addresses.</i>	<b>10</b>	No

**Part VII-A Statements Regarding Activities (continued)**

<b>11</b>	At any time during the year, did the foundation, directly or indirectly, own a controlled entity within the meaning of section 512(b)(13)? If "Yes," attach schedule (see instructions).	<b>11</b>		<b>No</b>
<b>12</b>	Did the foundation make a distribution to a donor advised fund over which the foundation or a disqualified person had advisory privileges? If "Yes," attach statement (see instructions)	<b>12</b>		<b>No</b>
<b>13</b>	Did the foundation comply with the public inspection requirements for its annual returns and exemption application? Website address <b>N/A</b>	<b>13</b>	<b>Yes</b>	
<b>14</b>	The books are in care of <b>MARY ROBERTS</b> Telephone no <b>(818) 598-6525</b> Located at <b>15787 GRADUATE CIRCLE MOORPARK CA</b> ZIP +4 <b>93021</b>			
<b>15</b>	Section 4947(a)(1) nonexempt charitable trusts filing Form 990-PF in lieu of <b>Form 1041</b> —Check here <input type="checkbox"/> and enter the amount of tax-exempt interest received or accrued during the year.	<b>15</b>		
<b>16</b>	At any time during calendar year 2013, did the foundation have an interest in or a signature or other authority over a bank, securities, or other financial account in a foreign country? See instructions for exceptions and filing requirements for Form TD F 90-22.1 If "Yes", enter the name of the foreign country	<b>16</b>	<b>Yes</b>	<b>No</b>

**Part VII-B Statements Regarding Activities for Which Form 4720 May Be Required**

File Form 4720 if any item is checked in the "Yes" column, unless an exception applies.		Yes	No
<b>1a</b>	During the year did the foundation (either directly or indirectly)		
	(1) Engage in the sale or exchange, or leasing of property with a disqualified person? <input type="checkbox"/> Yes <input checked="" type="checkbox"/> No		
	(2) Borrow money from, lend money to, or otherwise extend credit to (or accept it from) a disqualified person? <input type="checkbox"/> Yes <input checked="" type="checkbox"/> No		
	(3) Furnish goods, services, or facilities to (or accept them from) a disqualified person? <input type="checkbox"/> Yes <input checked="" type="checkbox"/> No		
	(4) Pay compensation to, or pay or reimburse the expenses of, a disqualified person? <input type="checkbox"/> Yes <input checked="" type="checkbox"/> No		
	(5) Transfer any income or assets to a disqualified person (or make any of either available for the benefit or use of a disqualified person)? <input type="checkbox"/> Yes <input checked="" type="checkbox"/> No		
	(6) Agree to pay money or property to a government official? ( <b>Exception.</b> Check "No" if the foundation agreed to make a grant to or to employ the official for a period after termination of government service, if terminating within 90 days). <input type="checkbox"/> Yes <input checked="" type="checkbox"/> No		
<b>b</b>	If any answer is "Yes" to 1a(1)–(6), did <b>any</b> of the acts fail to qualify under the exceptions described in Regulations section 53.4941(d)-3 or in a current notice regarding disaster assistance (see page 20 of the instructions)? Organizations relying on a current notice regarding disaster assistance check here. <input type="checkbox"/>	<b>1b</b>	<b>No</b>
<b>c</b>	Did the foundation engage in a prior year in any of the acts described in 1a, other than excepted acts, that were not corrected before the first day of the tax year beginning in 2013?	<b>1c</b>	<b>No</b>
<b>2</b>	Taxes on failure to distribute income (section 4942) (does not apply for years the foundation was a private operating foundation defined in section 4942(j)(3) or 4942(j)(5))		
<b>a</b>	At the end of tax year 2013, did the foundation have any undistributed income (lines 6d and 6e, Part XIII) for tax year(s) beginning before 2013? <input type="checkbox"/> Yes <input checked="" type="checkbox"/> No If "Yes," list the years <b>20___, 20___, 20___, 20___</b>		
<b>b</b>	Are there any years listed in 2a for which the foundation is <b>not</b> applying the provisions of section 4942(a)(2) (relating to incorrect valuation of assets) to the year's undistributed income? (If applying section 4942(a)(2) to <b>all</b> years listed, answer "No" and attach statement—see instructions).	<b>2b</b>	<b>No</b>
<b>c</b>	If the provisions of section 4942(a)(2) are being applied to <b>any</b> of the years listed in 2a, list the years here <b>20___, 20___, 20___, 20___</b>		
<b>3a</b>	Did the foundation hold more than a 2% direct or indirect interest in any business enterprise at any time during the year? <input type="checkbox"/> Yes <input checked="" type="checkbox"/> No		
<b>b</b>	If "Yes," did it have excess business holdings in 2013 as a result of (1) any purchase by the foundation or disqualified persons after May 26, 1969, (2) the lapse of the 5-year period (or longer period approved by the Commissioner under section 4943(c)(7)) to dispose of holdings acquired by gift or bequest, or (3) the lapse of the 10-, 15-, or 20-year first phase holding period? ( <i>Use Schedule C, Form 4720, to determine if the foundation had excess business holdings in 2013.</i> )	<b>3b</b>	<b>No</b>
<b>4a</b>	Did the foundation invest during the year any amount in a manner that would jeopardize its charitable purposes?	<b>4a</b>	<b>No</b>
<b>b</b>	Did the foundation make any investment in a prior year (but after December 31, 1969) that could jeopardize its charitable purpose that had not been removed from jeopardy before the first day of the tax year beginning in 2013?	<b>4b</b>	<b>No</b>

**Part VII-B Statements Regarding Activities for Which Form 4720 May Be Required (continued)**

**5a** During the year did the foundation pay or incur any amount to

**(1)** Carry on propaganda, or otherwise attempt to influence legislation (section 4945(e))?  Yes  No

**(2)** Influence the outcome of any specific public election (see section 4955), or to carry on, directly or indirectly, any voter registration drive?  Yes  No

**(3)** Provide a grant to an individual for travel, study, or other similar purposes?  Yes  No

**(4)** Provide a grant to an organization other than a charitable, etc., organization described in section 509(a)(1), (2), or (3), or section 4940(d)(2)? (see instructions).  Yes  No

**(5)** Provide for any purpose other than religious, charitable, scientific, literary, or educational purposes, or for the prevention of cruelty to children or animals?  Yes  No

**b** If any answer is "Yes" to 5a(1)–(5), did **any** of the transactions fail to qualify under the exceptions described in Regulations section 53.4945 or in a current notice regarding disaster assistance (see instructions)?  Yes  No

Organizations relying on a current notice regarding disaster assistance check here.

**c** If the answer is "Yes" to question 5a(4), does the foundation claim exemption from the tax because it maintained expenditure responsibility for the grant?  Yes  No

If "Yes," attach the statement required by Regulations section 53.4945–5(d).

**6a** Did the foundation, during the year, receive any funds, directly or indirectly, to pay premiums on a personal benefit contract?  Yes  No

**b** Did the foundation, during the year, pay premiums, directly or indirectly, on a personal benefit contract?  Yes  No

If "Yes" to 6b, file Form 8870.

**7a** At any time during the tax year, was the foundation a party to a prohibited tax shelter transaction?  Yes  No

**b** If yes, did the foundation receive any proceeds or have any net income attributable to the transaction?  Yes  No

**Part VIII Information About Officers, Directors, Trustees, Foundation Managers, Highly Paid Employees, and Contractors**

**1 List all officers, directors, trustees, foundation managers and their compensation (see instructions).**

(a) Name and address	(b) Title, and average hours per week devoted to position	(c) Compensation (If not paid, enter -0-)	(d) Contributions to employee benefit plans and deferred compensation	(e) Expense account, other allowances
JOHN SYMONDS 15787 GRADUATE CIRCLE MOORPARK, CA 93021	President 1 00	5,610		
WILLIAM SYMONDS 15787 GRADUATE CIRCLE MOORPARK, CA 93021	Secretary 1 00	5,610		
MARY SYMONDS ROBERTS 15787 GRADUATE CIRCLE MOORPARK, CA 93021	Director 1 00	5,610		
MARILYN BUCHANAN 125 N RAYMOND AVE 202 PASADENA, CA 91103	Director 1 00	5,610		

**2 Compensation of five highest-paid employees (other than those included on line 1—see instructions). If none, enter "NONE."**

(a) Name and address of each employee paid more than \$50,000	(b) Title, and average hours per week devoted to position	(c) Compensation	(d) Contributions to employee benefit plans and deferred compensation	(e) Expense account, other allowances
NONE				

**Total** number of other employees paid over \$50,000.

**Part VIII Information About Officers, Directors, Trustees, Foundation Managers, Highly Paid Employees, and Contractors (continued)**

**3 Five highest-paid independent contractors for professional services (see instructions). If none, enter "NONE".**

(a) Name and address of each person paid more than \$50,000	(b) Type of service	(c) Compensation
NONE		

**Total** number of others receiving over \$50,000 for professional services. . . . . 

**Part IX-A Summary of Direct Charitable Activities**

List the foundation's four largest direct charitable activities during the tax year. Include relevant statistical information such as the number of organizations and other beneficiaries served, conferences convened, research papers produced, etc.	Expenses
<b>1</b>	
<b>2</b>	
<b>3</b>	
<b>4</b>	

**Part IX-B Summary of Program-Related Investments (see instructions)**

Describe the two largest program-related investments made by the foundation during the tax year on lines 1 and 2	Amount
<b>1</b>	
<b>2</b>	
All other program-related investments. See page 24 of the instructions	
<b>3</b>	

**Total.** Add lines 1 through 3. . . . . 

**Part X Minimum Investment Return** (All domestic foundations must complete this part. Foreign foundations, see instructions.)

<b>1</b>	Fair market value of assets not used (or held for use) directly in carrying out charitable, etc , purposes		
<b>a</b>	Average monthly fair market value of securities. . . . .	<b>1a</b>	1,715,389
<b>b</b>	Average of monthly cash balances. . . . .	<b>1b</b>	104,937
<b>c</b>	Fair market value of all other assets (see instructions). . . . .	<b>1c</b>	90,462
<b>d</b>	<b>Total</b> (add lines 1a, b, and c). . . . .	<b>1d</b>	1,910,788
<b>e</b>	Reduction claimed for blockage or other factors reported on lines 1a and 1c (attach detailed explanation). . . . .	<b>1e</b>	0
<b>2</b>	Acquisition indebtedness applicable to line 1 assets. . . . .	<b>2</b>	
<b>3</b>	Subtract line 2 from line 1d. . . . .	<b>3</b>	1,910,788
<b>4</b>	Cash deemed held for charitable activities Enter 1 1/2% of line 3 (for greater amount, see instructions). . . . .	<b>4</b>	28,662
<b>5</b>	<b>Net value of noncharitable-use assets.</b> Subtract line 4 from line 3 Enter here and on Part V, line 4	<b>5</b>	1,882,126
<b>6</b>	<b>Minimum investment return.</b> Enter 5% of line 5. . . . .	<b>6</b>	94,106

**Part XI Distributable Amount** (see instructions) (Section 4942(j)(3) and (j)(5) private operating foundations and certain foreign organizations check here  and do not complete this part.)

<b>1</b>	Minimum investment return from Part X, line 6. . . . .	<b>1</b>	94,106
<b>2a</b>	Tax on investment income for 2013 from Part VI, line 5. . . . .	<b>2a</b>	2,473
<b>b</b>	Income tax for 2013 (This does not include the tax from Part VI ). . . . .	<b>2b</b>	
<b>c</b>	Add lines 2a and 2b. . . . .	<b>2c</b>	2,473
<b>3</b>	Distributable amount before adjustments Subtract line 2c from line 1. . . . .	<b>3</b>	91,633
<b>4</b>	Recoveries of amounts treated as qualifying distributions. . . . .	<b>4</b>	
<b>5</b>	Add lines 3 and 4. . . . .	<b>5</b>	91,633
<b>6</b>	Deduction from distributable amount (see instructions). . . . .	<b>6</b>	
<b>7</b>	<b>Distributable amount</b> as adjusted Subtract line 6 from line 5 Enter here and on Part XIII, line 1. . . . .	<b>7</b>	91,633

**Part XII Qualifying Distributions** (see instructions)

<b>1</b>	Amounts paid (including administrative expenses) to accomplish charitable, etc , purposes		
<b>a</b>	Expenses, contributions, gifts, etc —total from Part I, column (d), line 26. . . . .	<b>1a</b>	88,464
<b>b</b>	Program-related investments—total from Part IX-B. . . . .	<b>1b</b>	
<b>2</b>	Amounts paid to acquire assets used (or held for use) directly in carrying out charitable, etc , purposes. . . . .	<b>2</b>	
<b>3</b>	Amounts set aside for specific charitable projects that satisfy the		
<b>a</b>	Suitability test (prior IRS approval required). . . . .	<b>3a</b>	
<b>b</b>	Cash distribution test (attach the required schedule). . . . .	<b>3b</b>	
<b>4</b>	<b>Qualifying distributions.</b> Add lines 1a through 3b Enter here and on Part V, line 8, and Part XIII, line 4	<b>4</b>	88,464
<b>5</b>	Foundations that qualify under section 4940(e) for the reduced rate of tax on net investment income Enter 1% of Part I, line 27b (see instructions). . . . .	<b>5</b>	
<b>6</b>	<b>Adjusted qualifying distributions.</b> Subtract line 5 from line 4. . . . .	<b>6</b>	88,464

**Note:** The amount on line 6 will be used in Part V, column (b), in subsequent years when calculating whether the foundation qualifies for the section 4940(e) reduction of tax in those years

**Part XIII Undistributed Income** (see instructions)

	(a) Corpus	(b) Years prior to 2012	(c) 2012	(d) 2013
<b>1</b> Distributable amount for 2013 from Part XI, line 7				91,633
<b>2</b> Undistributed income, if any, as of the end of 2013				
<b>a</b> Enter amount for 2012 only. . . . .			88,011	
<b>b</b> Total for prior years 20___, 20___, 20___				
<b>3</b> Excess distributions carryover, if any, to 2013				
<b>a</b> From 2008. . . . .				
<b>b</b> From 2009. . . . .				
<b>c</b> From 2010. . . . .				
<b>d</b> From 2011. . . . .				
<b>e</b> From 2012. . . . .				
<b>f</b> Total of lines 3a through e. . . . .				
<b>4</b> Qualifying distributions for 2013 from Part XII, line 4 ▶ \$ <u>88,464</u>				
<b>a</b> Applied to 2012, but not more than line 2a			88,011	
<b>b</b> Applied to undistributed income of prior years (Election required—see instructions). . . . .				
<b>c</b> Treated as distributions out of corpus (Election required—see instructions). . . . .	0			
<b>d</b> Applied to 2013 distributable amount. . . . .				453
<b>e</b> Remaining amount distributed out of corpus				
<b>5</b> Excess distributions carryover applied to 2013 <i>(If an amount appears in column (d), the same amount must be shown in column (a).)</i>				
<b>6 Enter the net total of each column as indicated below:</b>				
<b>a</b> Corpus Add lines 3f, 4c, and 4e Subtract line 5				
<b>b</b> Prior years' undistributed income Subtract line 4b from line 2b. . . . .				
<b>c</b> Enter the amount of prior years' undistributed income for which a notice of deficiency has been issued, or on which the section 4942(a) tax has been previously assessed. . . . .				
<b>d</b> Subtract line 6c from line 6b Taxable amount—see instructions . . . . .				
<b>e</b> Undistributed income for 2012 Subtract line 4a from line 2a Taxable amount—see instructions . . . . .				
<b>f</b> Undistributed income for 2013 Subtract lines 4d and 5 from line 1 This amount must be distributed in 2014 . . . . .				91,180
<b>7</b> Amounts treated as distributions out of corpus to satisfy requirements imposed by section 170(b)(1)(F) or 4942(g)(3) (see instructions). . . . .				
<b>8</b> Excess distributions carryover from 2008 not applied on line 5 or line 7 (see instructions). . . . .				
<b>9 Excess distributions carryover to 2014.</b> Subtract lines 7 and 8 from line 6a . . . . .				
<b>10</b> Analysis of line 9				
<b>a</b> Excess from 2009. . . . .				
<b>b</b> Excess from 2010. . . . .				
<b>c</b> Excess from 2011. . . . .				
<b>d</b> Excess from 2012. . . . .				
<b>e</b> Excess from 2013. . . . .				

**Part XIV Private Operating Foundations** (see instructions and Part VII-A, question 9)

**1a** If the foundation has received a ruling or determination letter that it is a private operating foundation, and the ruling is effective for 2013, enter the date of the ruling. . . . .

**b** Check box to indicate whether the organization is a private operating foundation described in section  4942(j)(3) or  4942(j)(5)

**2a** Enter the lesser of the adjusted net income from Part I or the minimum investment return from Part X for each year listed . . . . .

	Tax year	Prior 3 years			(e) Total
	(a) 2013	(b) 2012	(c) 2011	(d) 2010	
<b>b</b> 85% of line 2a . . . . .					
<b>c</b> Qualifying distributions from Part XII, line 4 for each year listed . . . . .					
<b>d</b> Amounts included in line 2c not used directly for active conduct of exempt activities . . . . .					
<b>e</b> Qualifying distributions made directly for active conduct of exempt activities Subtract line 2d from line 2c . . . . .					

**3** Complete 3a, b, or c for the alternative test relied upon

**a** "Assets" alternative test—enter

(1) Value of all assets . . . . .

(2) Value of assets qualifying under section 4942(j)(3)(B)(i)

**b** "Endowment" alternative test— enter 2/3 of minimum investment return shown in Part X, line 6 for each year listed. . . . .

**c** "Support" alternative test—enter

(1) Total support other than gross investment income (interest, dividends, rents, payments on securities loans (section 512(a)(5)), or royalties) . . . . .

(2) Support from general public and 5 or more exempt organizations as provided in section 4942(j)(3)(B)(iii). . . . .

(3) Largest amount of support from an exempt organization

(4) Gross investment income

**Part XV Supplementary Information (Complete this part only if the organization had \$5,000 or more in assets at any time during the year—see instructions.)**

**1 Information Regarding Foundation Managers:**

**a** List any managers of the foundation who have contributed more than 2% of the total contributions received by the foundation before the close of any tax year (but only if they have contributed more than \$5,000) (See section 507(d)(2) )

---

**b** List any managers of the foundation who own 10% or more of the stock of a corporation (or an equally large portion of the ownership of a partnership or other entity) of which the foundation has a 10% or greater interest

---

**2 Information Regarding Contribution, Grant, Gift, Loan, Scholarship, etc., Programs:**

Check here  if the foundation only makes contributions to preselected charitable organizations and does not accept unsolicited requests for funds. If the foundation makes gifts, grants, etc. (see instructions) to individuals or organizations under other conditions, complete items 2a, b, c, and d

---

**a** The name, address, and telephone number of the person to whom applications should be addressed

---

**b** The form in which applications should be submitted and information and materials they should include

---

**c** Any submission deadlines

---

**d** Any restrictions or limitations on awards, such as by geographical areas, charitable fields, kinds of institutions, or other factors

**Part XV** **Supplementary Information** (continued)

**3 Grants and Contributions Paid During the Year or Approved for Future Payment**

Recipient Name and address (home or business)	If recipient is an individual, show any relationship to any foundation manager or substantial contributor	Foundation status of recipient	Purpose of grant or contribution	Amount
<b>a</b> <i>Paid during the year</i> See Additional Data Table				
<b>Total . . . . .</b>				<b>75,000</b>
<b>b</b> <i>Approved for future payment</i>				
<b>Total . . . . .</b>				<b>3b</b>





**Form 990PF Part XV Line 3 - Grants and Contributions Paid During the Year or Approved for Future Payment**

Recipient	If recipient is an individual, show any relationship to any foundation manager or substantial contributor	Foundation status of recipient	Purpose of grant or contribution	Amount
Name and address (home or business)				
<b>a</b> <i>Paid during the year</i>				
THE DYSTONIA MEDICAL FOUNDATION ONE EAST WACKER DR 2810 CHICAGO,IL 60601	NONE	EXEMPT	GENERAL OPERATING BUDGET	30,000
ALISA ANN RUSH CA BURN Foundation 2501 W BURBANK BLVD 201 BURBANK,CA 91505	NONE	EXEMPT	GENERAL OPERATING BUDGET	3,000
CALVARY COMMUNITY CHURCH 9495 VIA ROCAS WESTLAKE VILLAGE,CA 91362	NONE	EXEMPT	GENERAL OPERATING BUDGET	15,000
VOLUNTEER LEAGUE SF VALLEY 14603 HAMLIN ST VAN NUYS,CA 91411	NONE	EXEMPT	GENERAL OPERATING BUDGET	1,000
NEW ENGLAND HISTORICAL GENEALOGICAL 101 NEWBURY ST BOSTON,MA 02116	NONE	EXEMPT	GENERAL OPERATING BUDGET	2,000
PASADENA HUMANE SOCIETY SPCA 361 S RAYMOND AVE PASADENA,CA 91105	NONE	EXEMPT	GENERAL OPERATING BUDGET	3,000
DAMON RUNYON CANCER RESEARCH FOUNDA 1 EXCHANGE PLAZA 55 BROADWAYSTE302 NEW YORK,NY 10006	NONE	EXEMPT	GENERAL OPERATING BUDGET	13,000
DREAM CENTER 2301 BELLEVUE AVE LOS ANGELES,CA 90026	NONE	EXEMPT	GENERAL OPERATING BUDGET	3,000
SOCIETY OF ST VINCENT DE PAUL COUNC 210 NORTH AVE 21 LOS ANGELES,CA 90031	NONE	EXEMPT	GENERAL OPERATING BUDGET	5,000
<b>Total . . . . .</b>			<b>3a</b>	75,000

## TY 2013 Accounting Fees Schedule

**Name:** SYMONDS FOUNDATION

**EIN:** 23-7223088

**Software ID:** 13000170

**Software Version:** 2013v3.1

Category	Amount	Net Investment Income	Adjusted Net Income	Disbursements for Charitable Purposes
ACCOUNTING FEES	3,205	1,603	0	0

## TY 2013 Other Expenses Schedule

**Name:** SYMONDS FOUNDATION

**EIN:** 23-7223088

**Software ID:** 13000170

**Software Version:** 2013v3.1

Description	Revenue and Expenses per Books	Net Investment Income	Adjusted Net Income	Disbursements for Charitable Purposes
INVESTMENT FEES	12,367	12,367		
OTHER FEES	134			

# TY 2013 Taxes Schedule

**Name:** SYMONDS FOUNDATION

**EIN:** 23-7223088

**Software ID:** 13000170

**Software Version:** 2013v3.1

Category	Amount	Net Investment Income	Adjusted Net Income	Disbursements for Charitable Purposes
FOREIGN TAX PAID	1,428	1,428		
TAXES PAID FOR YEAR ENDED 12/31/13	252			
TAXES PAID FOR YEAR ENDED 12/31/13	3,000			

Income Summary	This Period		Year to Date	
	Federally Tax-Exempt	Federally Taxable	Federally Tax-Exempt	Federally Taxable
Money Funds Dividends	0.00	0.00	0.00	7.71
Cash Dividends	0.00	5,479.64	0.00	35,571.98
Corporate Bond and Other Interest	0.00	1,734.00	0.00	45,115.38
<b>Total Income</b>	<b>0.00</b>	<b>7,213.64</b>	<b>0.00</b>	<b>80,695.07</b>
Accrued Interest Paid <sup>4</sup>	0.00	0.00	0.00	(9,417.09)

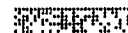
<sup>4</sup>Certain accrued interest paid on taxable bonds may be deductible; consult your tax advisor.

### Investment Detail - Cash and Money Market Funds [Sweep]

Cash	Market Value
Cash	225.00
<b>Total Cash</b>	<b>225.00</b>

Money Market Funds [Sweep]	Quantity	Market Price	Market Value	Current Yield
Schwab Govt Money Fund: SWGXX	28,559.4900	1.0000	28,559.49	0.00%
<b>Total Money Market Funds [Sweep]</b>			<b>28,559.49</b>	
<b>Total Cash &amp; Money Market [Sweep]</b>			<b>28,784.49</b>	

Schwab has provided accurate gain and loss information wherever possible for most investments. Cost basis data may be incomplete or unavailable for some of your holdings. Please see "Endnotes for Your Account" section for an explanation of the endnote codes and symbols on this statement.



T-10<sup>51</sup>

Investment Detail - Fixed Income

	Par	Market Price	Market Value	Adjusted Cost Basis	Unrealized Gain or (Loss)	Estimated Annual Income
Corporate Bonds	Units Purchased	Cost Per Unit	Cost Basis	Acquired	Yield to Maturity	
<b>AIG 3.8%17</b>	14,000.0000	106.5883	14,922.36	14,858.29	64.07 <sup>b</sup>	532.00
DUE 03/22/17	14,000.0000	106.5281	14,913.94	14,858.29	10/09/13	64.07 <sup>b</sup> 1.83%
CUSIP: 026874CS4						
MOODY'S: Baa1 S&P: A-						<b>Accrued Interest: 146.30</b>
<b>AMERICAN EXPRESS 2.75%15</b>	14,000.0000	103.4799	14,487.19	14,447.24	39.95 <sup>b</sup>	385.00
DUE 09/15/15	14,000.0000	103.8071	14,533.00	14,447.24	08/29/13	39.95 <sup>b</sup> 0.85%
CUSIP: 0258M0DA4						
MOODY'S: A2 S&P: A-						<b>Accrued Interest: 113.36</b>
<b>AT&amp;T INC. 2.5%15</b>	12,000.0000	102.6503	12,318.04	12,325.74	(7.70) <sup>b</sup>	300.00
DUE 08/15/15	12,000.0000	103.1570	12,378.84	12,325.74	09/20/13	(7.70) <sup>b</sup> 0.81%
CUSIP: 00206RAV4						
MOODY'S: A3 S&P: A-						<b>Accrued Interest: 113.33</b>
<b>AVNET INC. 6.625%16</b>	13,000.0000	112.4374	14,616.86	14,480.14	136.72 <sup>b</sup>	861.25
DUE 09/15/16	13,000.0000	112.6713	14,647.28	14,480.14	09/04/13	136.72 <sup>b</sup> 2.25%
CUSIP: 053807AN3						
MOODY'S: Baa3 S&P: BBB-						<b>Accrued Interest: 253.59</b>
<b>BANK OF NOVA SCO 3.4%15F</b>	14,000.0000	103.1264	14,437.70	14,422.28	15.42 <sup>b</sup>	476.00
DUE 01/22/15	14,000.0000	103.9421	14,551.90	14,422.28	08/29/13	15.42 <sup>b</sup> 0.53%
BANK OF NOVA SCOT						
CUSIP: 064149A64						
MOODY'S: Aa2 S&P: A+						<b>Accrued Interest: 210.23</b>

T-10-1  
6/

Schwab has provided accurate gain and loss information wherever possible for most investments. Cost basis data may be incomplete or unavailable for some of your holdings. Please see "Endnotes for Your Account" section for an explanation of the endnote codes and symbols on this statement.

T-10 6/

Investment Detail - Fixed Income (continued)

Corporate Bonds (continued)	Par Units Purchased	Market Price Cost Per Unit	Market Value Cost Basis	Adjusted Cost Basis	Acquired	Unrealized Gain or (Loss)	Estimated Annual Income Yield to Maturity
<b>BEAR STEARNS CO</b> 6.4%17	12,000.0000	116.7690	14,012.28	13,352.84		659.44 <sup>b</sup>	768.00
DUE 10/02/17	12,000.0000	116.1643	13,939.72	13,352.84	03/20/12	659.44 <sup>b</sup>	3.18%
CUSIP: 073902PR3							
MOODY'S: A3 S&P: A							<i>Accrued Interest: 189.87</i>
<b>CELGENE CORPORATI</b> 1.9%17	12,000.0000	99.5959	11,951.51	12,063.88		(112.37) <sup>b</sup>	228.00
DUE 08/15/17	12,000.0000	100.5670	12,068.04	12,063.88	09/27/13	(112.37) <sup>b</sup>	1.74%
CUSIP: 151020AG9							
MOODY'S: Baa2 S&P: BBB+							<i>Accrued Interest: 86.13</i>
<b>CITIGROUP INC. 4.45%17</b>	13,000.0000	108.2950	14,078.35	14,055.34		23.01 <sup>b</sup>	578.50
DUE 01/10/17	13,000.0000	110.6069	14,378.90	14,055.34	01/11/13	23.01 <sup>b</sup>	1.68%
CUSIP: 172967FW6							
MOODY'S: Baa2 S&P: A-							<i>Accrued Interest: 274.79</i>
<b>CITIGROUP INC. 4.75%15</b>	14,000.0000	105.1473	14,720.62	14,705.22		15.40 <sup>b</sup>	665.00
DUE 05/19/15	14,000.0000	106.2591	14,876.28	14,705.22	08/27/13	15.40 <sup>b</sup>	1.06%
CUSIP: 172967FD8							
MOODY'S: Baa2 S&P: A-							<i>Accrued Interest: 77.58</i>
<b>COMPUTER SCIENCES</b> 6.5%18	13,000.0000	115.2322	14,980.19	14,895.81		84.38 <sup>b</sup>	845.00
DUE 03/15/18	13,000.0000	116.5763	15,154.93	14,895.81	05/16/13	84.38 <sup>b</sup>	2.79%
CUSIP: 205363AL8							
MOODY'S: Baa2 S&P: BBB							<i>Accrued Interest: 248.81</i>

Schwab has provided accurate gain and loss information wherever possible for most investments. Cost basis data may be incomplete or unavailable for some of your holdings. Please see "Endnotes for Your Account" section for an explanation of the endnote codes and symbols on this statement.



Investment Detail - Fixed Income (continued)

Corporate Bonds (continued)	Par Units Purchased	Market Price Cost Per Unit	Market Value Cost Basis	Adjusted Cost Basis	Acquired	Unrealized Gain or (Loss)	Estimated Annual Income Yield to Maturity
<b>DIRECTV HOLDINGS</b> 3.5%16	13,000.0000	104.9282	13,640.67	13,388.32		252.35 <sup>b</sup>	455.00
DUE 03/01/16	13,000.0000	105.5010	13,715.13	13,388.32	02/06/12	252.35 <sup>b</sup>	2.08%
CUSIP: 25459HAY1 MOODY'S: Baa2 S&P: BBB							<i>Accrued Interest: 151.67</i>
<b>EXELON CORPORATIO</b> 4.9%15	13,000.0000	105.4391	13,707.08	13,280.06		427.02 <sup>b</sup>	637.00
DUE 06/15/15	13,000.0000	105.9330	13,771.29	13,280.06	04/04/11	427.02 <sup>b</sup>	3.36%
CUSIP: 30161NAD3 MOODY'S: Baa2 S&P: BBB-							<i>Accrued Interest: 28.31</i>
<b>EXPEDIA INC. 7.456%18</b>	13,000.0000	116.5000	15,145.00	14,936.81		208.19 <sup>b</sup>	969.28
DUE 08/15/18	13,000.0000	116.1153	15,095.00	14,936.81	07/26/13	208.19 <sup>b</sup>	3.90%
CUSIP: 30212PAB1 MOODY'S: Ba1 S&P: BBB-							<i>Accrued Interest: 366.17</i>
<b>FORD MOTOR CRED</b> 6.625%17	13,000.0000	115.5428	15,020.56	14,863.64		156.92 <sup>b</sup>	861.25
DUE 08/15/17	13,000.0000	115.3403	14,994.25	14,863.64	09/20/13	156.92 <sup>b</sup>	2.46%
CUSIP: 345397VP5 MOODY'S: Baa3 S&P: BBB-							<i>Accrued Interest: 325.36</i>
<b>GENERAL ELECTRIC</b> 2.25%15	14,000.0000	103.0595	14,428.33	14,325.61		102.72 <sup>b</sup>	315.00
DUE 11/09/15	14,000.0000	102.7451	14,384.32	14,325.61	08/27/13	102.72 <sup>b</sup>	0.98%
CUSIP: 36962G4T8 MOODY'S: A1 S&P: AA+							<i>Accrued Interest: 45.50</i>

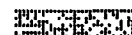
T-108/

Schwab has provided accurate gain and loss information wherever possible for most investments. Cost basis data may be incomplete or unavailable for some of your holdings. Please see "Endnotes for Your Account" section for an explanation of the endnote codes and symbols on this statement.

Investment Detail - Fixed Income (continued)

Corporate Bonds (continued)	Par Units Purchased	Market Price Cost Per Unit	Market Value Cost Basis	Adjusted Cost Basis	Unrealized Gain or (Loss)	Estimated Annual Income Yield to Maturity
				Acquired		
<b>GENWORTH FINANC 6.515%18</b>	13,000.0000	113.7300	14,784.90	14,669.91	114.99 <sup>b</sup>	846.95
DUE 05/22/18	13,000.0000	113.5173	14,757.25	14,669.91	09/27/13	114.99 <sup>b</sup> 3.34%
CUSIP: 37247DAK2 MOODY'S: Baa3 S&P: BBB-						<b>Accrued Interest: 91.75</b>
<b>GOLDMAN SACHS GR 5.95%18</b>	12,000.0000	113.7071	13,644.85	13,623.96	20.89 <sup>b</sup>	714.00
DUE 01/18/18	12,000.0000	116.4843	13,978.12	13,623.96	01/18/13	20.89 <sup>b</sup> 2.41%
CUSIP: 38141GFG4 MOODY'S: Baa1 S&P: A-						<b>Accrued Interest: 323.28</b>
<b>HEWLETT-PACKARD 2.65%16</b>	12,000.0000	103.1479	12,377.75	12,314.13	63.62 <sup>b</sup>	318.00
DUE 06/01/16	12,000.0000	102.8140	12,337.68	12,314.13	10/22/13	63.62 <sup>b</sup> 1.54%
CUSIP: 428236BL6 MOODY'S: Baa1 S&P: BBB+						<b>Accrued Interest: 26.50</b>
<b>JEFFERIES GROUP L 5.5%16</b>	13,000.0000	107.6343	13,992.46	13,940.08	52.38 <sup>b</sup>	715.00
DUE 03/15/16	13,000.0000	108.2933	14,078.14	13,940.08	08/28/13	52.38 <sup>b</sup> 2.11%
CUSIP: 472319AB8 MOODY'S: Baa3 S&P: BBB						<b>Accrued Interest: 210.53</b>
<b>KINDER MORGAN ENE 3.5%16</b>	12,000.0000	104.7753	12,573.04	12,635.27	(62.23) <sup>b</sup>	420.00
DUE 03/01/16	12,000.0000	105.9011	12,708.14	12,635.27	09/27/13	(62.23) <sup>b</sup> 1.01%
CUSIP: 494550BG0 MOODY'S: Baa2 S&P: BBB						<b>Accrued Interest: 140.00</b>

Schwab has provided accurate gain and loss information wherever possible for most investments. Cost basis data may be incomplete or unavailable for some of your holdings. Please see "Endnotes for Your Account" section for an explanation of the endnote codes and symbols on this statement.



T-10 9/

**Investment Detail - Fixed Income (continued)**

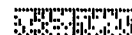
	Par	Market Price	Market Value	Adjusted		Unrealized	Estimated
Corporate Bonds	Units Purchased	Cost Per Unit	Cost Basis	Cost Basis	Acquired	Gain or (Loss)	Annual Income
(continued)							Yield to Maturity
<b>KLA-TENCOR CORP</b> 6.9%18	12,000.0000	117.3102	14,077.22	14,007.14		70.08 <sup>b</sup>	828.00
DUE 05/01/18	12,000.0000	119.8833	14,386.00	14,007.14	02/12/13	70.08 <sup>b</sup>	2.77%
CUSIP: 482480AA8							
MOODY'S: Baa1 S&P: BBB							<b>Accrued Interest: 138.00</b>
<b>MERRILL LYNCH &amp; C</b> 6.4%17	13,000.0000	115.3251	14,992.26	14,848.38		143.88 <sup>b</sup>	832.00
DUE 08/28/17	13,000.0000	115.0053	14,950.70	14,848.38	10/09/13	143.88 <sup>b</sup>	2.32%
CUSIP: 59018YJ69							
MOODY'S: Baa2 S&P: A-							<b>Accrued Interest: 284.27</b>
<b>METLIFE INC. 5%15</b>	14,000.0000	106.1459	14,860.43	14,866.60		(6.17) <sup>b</sup>	700.00
DUE 06/15/15	14,000.0000	107.6331	15,068.64	14,866.60	08/26/13	(6.17) <sup>b</sup>	0.71%
CUSIP: 59156RAN8							
MOODY'S: A3 S&P: A-							<b>Accrued Interest: 31.11</b>
<b>MORGAN STANLEY</b> 6%15	14,000.0000	106.5264	14,913.70	14,848.06		65.64 <sup>b</sup>	840.00
DUE 04/28/15	14,000.0000	107.2961	15,021.46	14,848.06	09/19/13	65.64 <sup>b</sup>	1.35%
CUSIP: 61747YCE3							
MOODY'S: Baa2 S&P: A-							<b>Accrued Interest: 147.00</b>
<b>NETAPP INC. 2%17</b>	12,000.0000	99.6740	11,960.88	12,046.61		(85.73) <sup>b</sup>	240.00
DUE 12/15/17	12,000.0000	100.4040	12,048.48	12,046.61	10/24/13	(85.73) <sup>b</sup>	1.89%
CUSIP: 64110DAC8							
MOODY'S: Baa1 S&P: BBB+							<b>Accrued Interest: 10.67</b>

Schwab has provided accurate gain and loss information wherever possible for most investments. Cost basis data may be incomplete or unavailable for some of your holdings. Please see "Endnotes for Your Account" section for an explanation of the endnote codes and symbols on this statement.

**Investment Detail - Fixed Income (continued)**

	Par	Market Price	Market Value	Adjusted	Unrealized	Estimated
Corporate Bonds	Units Purchased	Cost Per Unit	Cost Basis	Cost Basis	Gain or (Loss)	Annual Income
(continued)						Yield to Maturity
<b>NOKIA OYJ 5.375%19F</b>	14,000.0000	102.8417	14,397.84	14,215.35	182.49 <sup>b</sup>	752.50
DUE 05/15/19	14,000.0000	101.6071	14,225.00	14,215.35	09/06/13	182.49 <sup>b</sup> 5.04%
NOKIA OYJ CUSIP: 654902AB1 MOODY'S: B1 S&P: B+						<i>Accrued Interest: 96.15</i>
<b>OMNICOM GROUP INC 5.9%16</b>	13,000.0000	110.5754	14,374.80	14,322.89	51.91 <sup>b</sup>	767.00
DUE 04/15/16	13,000.0000	111.4423	14,487.51	14,322.89	09/13/13	51.91 <sup>b</sup> 1.36%
CUSIP: 681919AS5 MOODY'S: Baa1 S&P: BBB+						<i>Accrued Interest: 161.92</i>
<b>PRUDENTIAL FINL 4.75%15</b>	13,000.0000	106.5789	13,855.26	13,846.96	8.30 <sup>b</sup>	617.50
DUE 09/17/15	13,000.0000	107.6343	13,992.47	13,846.96	09/11/13	8.30 <sup>b</sup> 0.89%
CUSIP: 74432QBJ3 MOODY'S: Baa1 S&P: A						<i>Accrued Interest: 178.39</i>
<b>RABOBANK NEDER 3.375%17F</b>	13,000.0000	105.3416	13,694.41	13,222.02	472.39 <sup>b</sup>	438.75
DUE 01/19/17	13,000.0000	102.6910	13,349.83	13,222.02	02/09/12	472.39 <sup>b</sup> 2.78%
RABOBANK NEDERLAN CUSIP: 21686CAD2 MOODY'S: Aa2 S&P: AA-						<i>Accrued Interest: 197.44</i>
<b>REGIONS BANK 7.5%18</b>	13,000.0000	118.2669	15,374.70	15,742.53	(367.83) <sup>b</sup>	975.00
DUE 05/15/18	11,000.0000	124.7053	13,717.59	13,385.36	05/07/13	(376.00) <sup>b</sup> 2.26%
CUSIP: 75913MAB5	2,000.0000	118.7830	2,375.66	2,357.17	10/01/13	8.17 <sup>b</sup> 3.09%
MOODY'S: Ba1 S&P: BBB- Cost Basis			16,093.25			<i>Accrued Interest: 124.59</i>

Schwab has provided accurate gain and loss information wherever possible for most investments. Cost basis data may be incomplete or unavailable for some of your holdings. Please see "Endnotes for Your Account" section for an explanation of the endnote codes and symbols on this statement.



**Investment Detail - Fixed Income (continued)**

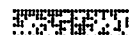
	Par	Market Price	Market Value	Adjusted		Unrealized	Estimated
Corporate Bonds (continued)	Units Purchased	Cost Per Unit	Cost Basis	Cost Basis	Acquired	Gain or (Loss)	Annual Income Yield to Maturity
<b>TELEFONICA EMI</b> <b>4.949%15F</b> DUE 01/15/15 TELEFONICA EMISIO CUSIP: 87938WAJ2 MOODY'S: Baa2 S&P: BBB	14,000.0000	103.9572	14,554.01	14,290.28		263.73 <sup>b</sup>	692.86
	14,000.0000	106.8210	14,954.94	14,290.28	06/28/11	263.73 <sup>b</sup>	2.90%
						<b>Accrued Interest: 319.49</b>	
<b>THE KROGER CO. 6.4%17</b> DUE 08/15/17 CUSIP: 501044CG4 MOODY'S: Baa2 S&P: BBB	12,000.0000	114.8169	13,778.03	13,188.68		589.35 <sup>b</sup>	768.00
	12,000.0000	116.4589	13,975.07	13,188.68	04/26/11	589.35 <sup>b</sup>	3.46%
						<b>Accrued Interest: 290.13</b>	
<b>TRANSOCEAN INC.</b> <b>4.95%15</b> DUE 11/15/15 CUSIP: 893830AX7 MOODY'S: Baa3 S&P: BBB-	13,000.0000	107.1733	13,932.53	13,868.28		64.25 <sup>b</sup>	643.50
	13,000.0000	107.8393	14,019.12	13,868.28	08/28/13	64.25 <sup>b</sup>	1.32%
						<b>Accrued Interest: 82.23</b>	
<b>VALE OVERSEAS L</b> <b>6.25%17F</b> DUE 01/23/17 VALE OVERSEAS LTD SYMBOL: RIO6A17.F MOODY'S: Baa2 S&P: A-	13,000.0000	111.0210	14,432.73	14,370.68		62.05 <sup>b</sup>	812.50
	13,000.0000	111.6153	14,510.00	14,370.68	08/29/13	62.05 <sup>b</sup>	2.64%
						<b>Accrued Interest: 356.60</b>	

Schwab has provided accurate gain and loss information wherever possible for most investments. Cost basis data may be incomplete or unavailable for some of your holdings. Please see "Endnotes for Your Account" section for an explanation of the endnote codes and symbols on this statement.

Investment Detail - Fixed Income (continued)

	Par	Market Price	Market Value	Adjusted		Unrealized	Estimated
Corporate Bonds (continued)	Units Purchased	Cost Per Unit	Cost Basis	Cost Basis	Acquired	Gain or (Loss)	Annual Income Yield to Maturity
VERIZON COMMS 5.55%16	13,000.0000	109.3919	14,220.95	14,186.11		34.84 <sup>b</sup>	721.50
DUE 02/15/16	13,000.0000	110.0083	14,301.09	14,186.11	10/10/13	34.84 <sup>b</sup>	1.18%
CUSIP: 92343VAC8 MOODY'S: Baa1 S&P: BBB+							<b>Accrued Interest: 272.57</b>
WAL-MART STORES 5.375%17	13,000.0000	112.8237	14,667.08	14,610.89		56.19 <sup>b</sup>	698.75
DUE 04/05/17	13,000.0000	113.5143	14,756.87	14,610.89	09/10/13	56.19 <sup>b</sup>	1.46%
CUSIP: 931142CG6 MOODY'S: Aa2 S&P: AA							<b>Accrued Interest: 166.92</b>
WEATHERFORD INT 6.35%17F	13,000.0000	113.3873	14,740.35	14,519.37		220.98 <sup>b</sup>	825.50
DUE 06/15/17	13,000.0000	112.7340	14,655.43	14,519.37	08/29/13	220.98 <sup>b</sup>	2.77%
WEATHERFORD INTER CUSIP: 947074AJ9 MOODY'S: Baa2 S&P: BBB-							<b>Accrued Interest: 36.69</b>
WELLS FARGO BANK 5.75%17	13,000.0000	114.1435	14,838.66	14,737.78		100.88 <sup>b</sup>	747.50
DUE 06/15/17	13,000.0000	114.3833	14,869.84	14,737.78	09/19/13	100.88 <sup>b</sup>	1.74%
CUSIP: 929903DT6 MOODY'S: A2 S&P: A+							<b>Accrued Interest: 33.22</b>

Schwab has provided accurate gain and loss information wherever possible for most investments. Cost basis data may be incomplete or unavailable for some of your holdings. Please see "Endnotes for Your Account" section for an explanation of the endnote codes and symbols on this statement.



T-10  
13/

13/

Investment Detail - Fixed Income (continued)

	Par	Market Price	Market Value	Adjusted		Unrealized	Estimated
Corporate Bonds	Units Purchased	Cost Per Unit	Cost Basis	Cost Basis	Acquired	Gain or (Loss)	Annual Income
(continued)							Yield to Maturity
WESTPAC BANKING C 2%17F	12,000.0000	100.5673	12,068.08	12,148.40		(80.32) <sup>b</sup>	240.00
DUE 08/14/17	12,000.0000	101.3190	12,158.28	12,148.40	09/26/13	(80.32) <sup>b</sup>	1.64%
WESTPAC BANKING C CUSIP: 961214BV4 MOODY'S: Aa2 S&P: AA-							<i>Accrued Interest: 91.33</i>
WHIRLPOOL CORP 8.6%14	13,000.0000	102.6061	13,338.79	13,239.91		98.88 <sup>b</sup>	1,118.00
DUE 05/01/14	13,000.0000	116.4863	15,143.22	13,239.91	03/30/11	98.88 <sup>b</sup>	2.95%
CUSIP: 96332HCB3 MOODY'S: Baa3 S&P: BBB							<i>Accrued Interest: 186.33</i>
XEROX CORPORATION 6.4%16	14,000.0000	110.7190	15,500.66	15,491.35		9.31 <sup>b</sup>	896.00
DUE 03/15/16	14,000.0000	111.4581	15,604.14	15,491.35	10/29/13	9.31 <sup>b</sup>	1.46%
CUSIP: 984121BP7 MOODY'S: Baa2 S&P: BBB-							<i>Accrued Interest: 263.82</i>
<b>Total Corporate Bonds</b>	<b>533,000.0000</b>		<b>578,413.11</b>	<b>574,202.84</b>		<b>4,210.27<sup>b</sup></b>	<b>27,045.09</b>
		<i>Total Cost Basis:</i>	<b>583,833.49</b>				
							<i>Total Accrued Interest for Corporate Bonds: 6,891.93</i>
<b>Total Fixed Income</b>	<b>533,000.0000</b>		<b>578,413.11</b>	<b>574,202.84</b>		<b>4,210.27<sup>b</sup></b>	<b>27,045.09</b>
		<i>Total Cost Basis:</i>	<b>583,833.49</b>				

Accrued Interest represents the interest that would be received if the fixed income investment was sold prior to the coupon payment.

Schwab has provided accurate gain and loss information wherever possible for most investments. Cost basis data may be incomplete or unavailable for some of your holdings. Please see "Endnotes for Your Account" section for an explanation of the endnote codes and symbols on this statement.

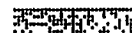
**Investment Detail - Fixed Income (continued)**

Estimated Annual Income ("EAI") and Estimated Yield ("EY") calculations are for informational purposes only. The actual income and yield might be lower or higher than the estimated amounts. EY is based upon EAI and the current price of the security and will fluctuate. For certain types of securities, the calculations could include a return of principal or capital gains in which case EAI and EY would be overstated. EY and EAI are not promptly updated to reflect when an issuer has missed a regular payment or announced changes to future payments, in which case EAI and EY will continue to display at a prior rate.

**Investment Detail - Equities**

	Quantity	Market Price	Market Value		Unrealized	Estimated	Estimated
	Units Purchased	Cost Per Share	Cost Basis	Acquired	Gain or (Loss)	Yield	Annual Income
Equities						Holding Days	Holding Period
<b>AFLAC INC</b>	<b>425.0000</b>	<b>66.8000</b>	<b>28,390.00</b>		<b>10,035.67</b>	<b>2.21%</b>	<b>629.00</b>
SYMBOL: AFL	275.0000	39.0635	10,742.48	11/25/11	7,627.52	767	Long-Term
	150.0000	50.7456	7,611.85	03/12/13	2,408.15	294	Short-Term
<i>Cost Basis</i>			<b>18,354.33</b>				
<b>AT&amp;T INC NEW</b>	<b>1,600.0000</b>	<b>35.1600</b>	<b>56,256.00</b>		<b>6,354.79</b>	<b>5.11%</b>	<b>2,880.00</b>
SYMBOL: T	800.0000	27.4743	21,979.51	11/25/11	6,148.49	767	Long-Term
	200.0000	36.7627	7,352.55	03/12/13	(320.55)	294	Short-Term
	600.0000	34.2819	20,569.15	09/20/13	526.85	102	Short-Term
<i>Cost Basis</i>			<b>49,901.21</b>				
<b>ALTRIA GROUP INC</b>	<b>1,000.0000</b>	<b>38.3900</b>	<b>38,390.00</b>		<b>8,891.86</b>	<b>5.00%</b>	<b>1,920.00</b>
SYMBOL: MO	775.0000	27.6979	21,465.91	11/28/11	8,286.34	764	Long-Term
	25.0000	35.6988	892.47	04/11/13	67.28	264	Short-Term
	100.0000	35.6988	3,569.88	04/11/13	269.12	264	Short-Term
	100.0000	35.6988	3,569.88	04/11/13	269.12	264	Short-Term
<i>Cost Basis</i>			<b>29,498.14</b>				<b>Accrued Dividend: 480.00</b>
<b>APPLIED MATERIALS INC</b>	<b>1,800.0000</b>	<b>17.6800</b>	<b>31,824.00</b>		<b>11,954.95</b>	<b>2.26%</b>	<b>720.00</b>
SYMBOL: AMAT	750.0000	10.5439	7,907.97	11/28/11	5,352.03	764	Long-Term
	750.0000	10.5449	7,908.73	11/28/11	5,351.27	764	Long-Term
	300.0000	13.5078	4,052.35	04/16/13	1,251.65	259	Short-Term
<i>Cost Basis</i>			<b>19,869.05</b>				

Schwab has provided accurate gain and loss information wherever possible for most investments. Cost basis data may be incomplete or unavailable for some of your holdings. Please see "Endnotes for Your Account" section for an explanation of the endnote codes and symbols on this statement.



Investment Detail - Equities (continued)

Equities (continued)	Quantity Units Purchased	Market Price Cost Per Share	Market Value Cost Basis	Acquired	Unrealized Gain or (Loss)	Estimated Yield Holding Days	Estimated Annual Income Holding Period
<b>BAXTER INTERNATIONAL INC</b>	<b>700.0000</b>	<b>69.5500</b>	<b>48,685.00</b>		<b>1,069.61</b>	<b>2.81%</b>	<b>1,372.00</b>
SYMBOL: BAX	700.0000	68.0219	47,615.39	11/27/13	1,069.61	34	Short-Term
							<b>Accrued Dividend: 343.00</b>
<b>CHEVRON CORPORATION</b>	<b>300.0000</b>	<b>124.9100</b>	<b>37,473.00</b>		<b>6,978.69</b>	<b>3.20%</b>	<b>1,200.00</b>
SYMBOL: CVX	200.0000	93.1138	18,622.76	11/25/11	6,359.24	767	Long-Term
	100.0000	118.7155	11,871.55	03/12/13	619.45	294	Short-Term
<i>Cost Basis</i>			<b>30,494.31</b>				
<b>CISCO SYSTEMS INC</b>	<b>1,050.0000</b>	<b>22.4300</b>	<b>23,551.50</b>		<b>1,291.50</b>	<b>3.03%</b>	<b>714.00</b>
SYMBOL: CSCO	800.0000	21.0456	16,836.55	02/12/13	1,107.45	322	Short-Term
	250.0000	21.6938	5,423.45	03/12/13	184.05	294	Short-Term
<i>Cost Basis</i>			<b>22,260.00</b>				
<b>CONOCOPHILLIPS</b>	<b>800.0000</b>	<b>70.6500</b>	<b>56,520.00</b>		<b>12,389.56</b>	<b>3.90%</b>	<b>2,208.00</b>
SYMBOL: COP	350.0000	51.1288	17,895.09	11/25/11	6,832.41	767	Long-Term
	250.0000	58.3160	14,579.00	02/01/13	3,083.50	333	Short-Term
	200.0000	58.2817	11,656.35	04/24/13	2,473.65	251	Short-Term
<i>Cost Basis</i>			<b>44,130.44</b>				
<b>FREEMPORT MCMORAN COPPER</b>	<b>1,000.0000</b>	<b>37.7400</b>	<b>37,740.00</b>		<b>4,561.45</b>	<b>3.31%</b>	<b>1,250.00</b>
SYMBOL: FCX	1,000.0000	33.1785	33,178.55	10/11/13	4,561.45	81	Short-Term
<b>GENERAL ELECTRIC COMPANY</b>	<b>1,825.0000</b>	<b>28.0300</b>	<b>51,154.75</b>		<b>20,888.62</b>	<b>2.71%</b>	<b>1,387.00</b>
SYMBOL: GE	1,425.0000	14.7637	21,038.38	11/25/11	18,904.37	767	Long-Term
	400.0000	23.0693	9,227.75	04/16/13	1,984.25	259	Short-Term
<i>Cost Basis</i>			<b>30,266.13</b>				<b>Accrued Dividend: 401.50</b>

Schwab has provided accurate gain and loss information wherever possible for most investments. Cost basis data may be incomplete or unavailable for some of your holdings. Please see "Endnotes for Your Account" section for an explanation of the endnote codes and symbols on this statement

Investment Detail - Equities (continued)

Equities (continued)	Quantity	Market Price	Market Value		Unrealized	Estimated	Estimated
	Units Purchased	Cost Per Share	Cost Basis	Acquired	Gain or (Loss)	Yield	Annual Income
						Holding Days	Holding Period
<b>INTEL CORP</b>	<b>2,000.0000</b>	<b>25.9550</b>	<b>51,910.00</b>		<b>6,362.70</b>	<b>3.46%</b>	<b>1,800.00</b>
SYMBOL: INTC	510.0000	22.8939	11,675.92	11/23/11	1,561.13	769	Long-Term
	690.0000	22.8939	15,796.84	11/23/11	2,112.11	769	Long-Term
	400.0000	20.8703	8,348.15	04/08/13	2,033.85	267	Short-Term
	400.0000	24.3159	9,726.39	05/16/13	655.61	229	Short-Term
<i>Cost Basis</i>			<i>45,547.30</i>				
<b>JOHNSON &amp; JOHNSON</b>	<b>600.0000</b>	<b>91.5900</b>	<b>54,954.00</b>		<b>15,931.21</b>	<b>2.88%</b>	<b>1,584.00</b>
SYMBOL: JNJ	500.0000	61.5242	30,762.14	11/25/11	15,032.85	767	Long-Term
	100.0000	82.6065	8,260.65	04/11/13	898.35	264	Short-Term
<i>Cost Basis</i>			<i>39,022.79</i>				
<b>JPMORGAN CHASE &amp; CO</b>	<b>1,100.0000</b>	<b>58.4800</b>	<b>64,328.00</b>		<b>23,877.78</b>	<b>2.59%</b>	<b>1,672.00</b>
SYMBOL: JPM	650.0000	28.7517	18,688.65	11/23/11	19,323.35	769	Long-Term
	150.0000	47.6834	7,152.52	02/01/13	1,619.48	333	Short-Term
	300.0000	48.6968	14,609.05	04/24/13	2,934.95	251	Short-Term
<i>Cost Basis</i>			<i>40,450.22</i>				
<b>MC DONALDS CORP</b>	<b>350.0000</b>	<b>97.0300</b>	<b>33,960.50</b>		<b>1,709.67</b>	<b>3.33%</b>	<b>1,134.00</b>
SYMBOL: MCD	250.0000	88.2155	22,053.88	06/13/12	2,203.62	566	Long-Term
	100.0000	101.9695	10,196.95	04/18/13	(493.95)	257	Short-Term
<i>Cost Basis</i>			<i>32,250.83</i>				
<b>METLIFE INC</b>	<b>850.0000</b>	<b>53.9200</b>	<b>45,832.00</b>		<b>20,155.74</b>	<b>2.04%</b>	<b>935.00</b>
SYMBOL: MET	750.0000	29.4194	22,064.58	06/13/12	18,375.42	566	Long-Term
	100.0000	36.1168	3,611.68	04/08/13	1,780.32	267	Short-Term
<i>Cost Basis</i>			<i>25,676.26</i>				
<b>MOLSON COORS BREWING CLB</b>	<b>500.0000</b>	<b>56.1500</b>	<b>28,075.00</b>		<b>8,918.62</b>	<b>2.27%</b>	<b>640.00</b>
SYMBOL: TAP	500.0000	38.3127	19,156.38	11/23/11	8,918.62	769	Long-Term

Schwab has provided accurate gain and loss information wherever possible for most investments. Cost basis data may be incomplete or unavailable for some of your holdings. Please see "Endnotes for Your Account" section for an explanation of the endnote codes and symbols on this statement.

Investment Detail - Equities (continued)

Equities (continued)	Quantity	Market Price	Market Value		Unrealized	Estimated	Estimated
	Units Purchased	Cost Per Share	Cost Basis	Acquired	Gain or (Loss)	Yield	Annual Income
						Holding Days	Holding Period
<b>NUCOR CORP</b>	<b>700.0000</b>	<b>53.3800</b>	<b>37,366.00</b>		<b>10,349.65</b>	<b>2.75%</b>	<b>1,029.00</b>
SYMBOL: NUE	550.0000	36.7942	20,236.85	11/28/11	9,122.15	764	Long-Term
	150.0000	45.1966	6,779.50	04/11/13	1,227.50	264	Short-Term
<i>Cost Basis</i>			<i>27,016.35</i>				
<b>PEPSICO INCORPORATED</b>	<b>250.0000</b>	<b>82.9400</b>	<b>20,735.00</b>		<b>5,064.66</b>	<b>2.73%</b>	<b>567.50</b>
SYMBOL: PEP	250.0000	62.6813	15,670.34	11/25/11	5,064.66	767	Long-Term
							<i>Accrued Dividend: 141.88</i>
<b>PFIZER INCORPORATED</b>	<b>1,600.0000</b>	<b>30.6300</b>	<b>49,008.00</b>		<b>10,728.97</b>	<b>3.13%</b>	<b>1,536.00</b>
SYMBOL: PFE	1,300.0000	22.3499	29,054.98	05/08/12	10,764.02	602	Long-Term
	300.0000	30.7468	9,224.05	04/11/13	(35.05)	264	Short-Term
<i>Cost Basis</i>			<i>38,279.03</i>				
<b>PHILIP MORRIS INTL INC</b>	<b>300.0000</b>	<b>87.1300</b>	<b>26,139.00</b>		<b>2,049.08</b>	<b>4.31%</b>	<b>1,128.00</b>
SYMBOL: PM	200.0000	72.9913	14,598.27	11/28/11	2,827.73	764	Long-Term
	100.0000	94.9165	9,491.65	05/14/13	(778.65)	231	Short-Term
<i>Cost Basis</i>			<i>24,089.92</i>				<i>Accrued Dividend: 282.00</i>
<b>PNC FINL SERVICES GP INC</b>	<b>375.0000</b>	<b>77.5800</b>	<b>29,092.50</b>		<b>8,344.50</b>	<b>2.26%</b>	<b>660.00</b>
SYMBOL: PNC	39.0000	50.2089	1,958.15	11/28/11	1,067.47	764	Long-Term
	186.0000	50.2088	9,338.85	11/28/11	5,091.03	764	Long-Term
	150.0000	63.0066	9,451.00	02/01/13	2,186.00	333	Short-Term
<i>Cost Basis</i>			<i>20,748.00</i>				
<b>ROYAL DUTCH SHELL A ADRF</b>	<b>400.0000</b>	<b>71.2700</b>	<b>28,508.00</b>		<b>2,749.21</b>	<b>5.05%</b>	<b>1,440.00</b>
SPONSORED ADR	400.0000	64.3969	25,758.79	08/01/13	2,749.21	152	Short-Term
1 ADR REPS 2 CL A ORD							
SYMBOL: RDSA							

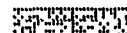
Schwab has provided accurate gain and loss information wherever possible for most investments. Cost basis data may be incomplete or unavailable for some of your holdings. Please see "Endnotes for Your Account" section for an explanation of the endnote codes and symbols on this statement.

T-10 18/

Investment Detail - Equities (continued)

Equities (continued)	Quantity Units Purchased	Market Price Cost Per Share	Market Value Cost Basis	Acquired	Unrealized Gain or (Loss)	Estimated Yield Holding Days	Estimated Annual Income Holding Period
<b>SANOFI ADR F</b>	<b>1,000.0000</b>	<b>53.6300</b>	<b>53,630.00</b>		<b>2,306.10</b>	<b>3.34%</b>	<b>1,792.50</b>
SPONSORED ADR	500.0000	51.0319	25,515.95	03/28/13	1,299.05	278	Short-Term
2 ADR REP 1 ORD	500.0000	51.6159	25,807.95	04/09/13	1,007.05	266	Short-Term
SYMBOL: SNY							
<i>Cost Basis</i>			<i>51,323.90</i>				
<b>TARGET CORPORATION</b>	<b>700.0000</b>	<b>63.2700</b>	<b>44,289.00</b>		<b>5,262.24</b>	<b>2.71%</b>	<b>1,204.00</b>
SYMBOL: TGT	25.0000	51.3540	1,283.85	11/25/11	297.90	767	Long-Term
	500.0000	51.3529	25,676.46	11/25/11	5,958.54	767	Long-Term
	175.0000	68.9511	12,066.45	04/10/13	(994.20)	265	Short-Term
<i>Cost Basis</i>			<i>39,026.76</i>				
<b>TIME WARNER CABLE</b>	<b>400.0000</b>	<b>135.5000</b>	<b>54,200.00</b>		<b>20,178.09</b>	<b>1.91%</b>	<b>1,040.00</b>
SYMBOL: TWC	300.0000	81.7615	24,528.46	04/18/12	16,121.54	622	Long-Term
	100.0000	94.9345	9,493.45	04/10/13	4,056.55	265	Short-Term
<i>Cost Basis</i>			<i>34,021.91</i>				
<b>TOTAL S A ADR F</b>	<b>800.0000</b>	<b>61.2700</b>	<b>49,016.00</b>		<b>10,900.61</b>	<b>5.19%</b>	<b>2,547.66</b>
1 ADR REP 1 ORD	500.0000	46.8859	23,442.95	11/25/11	7,192.05	767	Long-Term
SYMBOL: TOT	300.0000	48.9081	14,672.44	04/18/12	3,708.56	622	Long-Term
<i>Cost Basis</i>			<i>38,115.39</i>				
<b>TRANSOCEAN INC NEW F</b>	<b>700.0000</b>	<b>49.4200</b>	<b>34,594.00</b>		<b>(3,296.57)</b>	<b>4.53%</b>	<b>1,568.00</b>
SYMBOL: RIG	700.0000	54.1293	37,890.57	05/17/13	(3,296.57)	228	Short-Term
<b>TRAVELERS COMPANIES INC</b>	<b>450.0000</b>	<b>90.5400</b>	<b>40,743.00</b>		<b>13,560.40</b>	<b>2.20%</b>	<b>900.00</b>
SYMBOL: TRV	350.0000	54.2935	19,002.75	11/28/11	12,686.25	764	Long-Term
	100.0000	81.7985	8,179.85	03/12/13	874.15	294	Short-Term
<i>Cost Basis</i>			<i>27,182.60</i>				

Schwab has provided accurate gain and loss information wherever possible for most investments. Cost basis data may be incomplete or unavailable for some of your holdings. Please see "Endnotes for Your Account" section for an explanation of the endnote codes and symbols on this statement.



Investment Detail - Equities (continued)

Equities (continued)	Quantity	Market Price	Market Value		Unrealized Gain or (Loss)	Estimated Yield	Estimated Annual Income
	Units Purchased	Cost Per Share	Cost Basis	Acquired			
UNITED PARCEL SERVICE B CLASS B	450.0000	105.0800	47,286.00		15,520.30	2.36%	1,116.00
SYMBOL: UPS	350.0000	66.6715	23,335.05	11/25/11	13,442.95	767	Long-Term
Cost Basis	100.0000	84.3065	8,430.65	04/12/13	2,077.35	263	Short-Term
			31,765.70				
WELLS FARGO & CO NEW	1,100.0000	45.4000	49,940.00		12,486.30	2.64%	1,320.00
SYMBOL: WFC	700.0000	33.4127	23,388.95	04/10/12	8,391.05	630	Long-Term
Cost Basis	400.0000	35.1618	14,064.75	09/20/12	4,095.25	467	Long-Term
			37,453.70				
<b>Total Equities</b>	<b>25,125.0000</b>		<b>1,253,590.25</b>		<b>277,575.96</b>		<b>39,893.66</b>
		<b>Total Cost Basis:</b>	<b>976,014.29</b>				

*Rounded \$*

**Total Accrued Dividend for Equities: 1,648.38**

Estimated Annual Income ("EAI") and Estimated Yield ("EY") calculations are for informational purposes only. The actual income and yield might be lower or higher than the estimated amounts. EY is based upon EAI and the current price of the security and will fluctuate. For certain types of securities, the calculations could include a return of principal or capital gains in which case EAI and EY would be overstated. EY and EAI are not promptly updated to reflect when an issuer has missed a regular payment or announced changes to future payments, in which case EAI and EY will continue to display at a prior rate.

Total Investment Detail	1,860,787.85
Total Account Value	1,860,787.85
Total Cost Basis	1,559,847.78

Schwab has provided accurate gain and loss information wherever possible for most investments. Cost basis data may be incomplete or unavailable for some of your holdings. Please see "Endnotes for Your Account" section for an explanation of the endnote codes and symbols on this statement.

10/20/13