



See a Social Security Number? Say Something!
Report Privacy Problems to <https://public.resource.org/privacy>
Or call the IRS Identity Theft Hotline at 1-800-908-4490



Department of the Treasury
Internal Revenue Service

or Section 4947(a)(1) Trust Treated as Private Foundation
Do not enter Social Security numbers on this form as it may be made public.


Information about Form 990-PF and its separate instructions is at www.irs.gov/form990pf.

Open to Public Inspection

For calendar year **2013** or tax year beginning **2013**, and ending **20**

Name of foundation SCHLUMBERGER FOUNDATION, INC.		A Employer identification number 23-7033142	
C/O BDO USA LLP		B Telephone number (see instructions) (212) 885-8000	
Number and street (or P O box number if mail is not delivered to street address)		Room/suite	
100 PARK AVENUE			
City or town, state or province, country, and ZIP or foreign postal code NEW YORK, NY 10017			
G Check all that apply		D 1 Foreign organizations, check here <input type="checkbox"/>	
<input type="checkbox"/> Initial return	<input type="checkbox"/> Initial return of a former public charity	2 Foreign organizations meeting the 85% test, check here and attach computation <input type="checkbox"/>	
<input type="checkbox"/> Final return	<input type="checkbox"/> Amended return	E If private foundation status was terminated under section 507(b)(1)(A), check here <input type="checkbox"/>	
<input type="checkbox"/> Address change	<input type="checkbox"/> Name change	F If the foundation is in a 60-month termination under section 507(b)(1)(B), check here <input type="checkbox"/>	
H Check type of organization: <input checked="" type="checkbox"/> Section 501(c)(3) exempt private foundation			
<input type="checkbox"/> Section 4947(a)(1) nonexempt charitable trust <input type="checkbox"/> Other taxable private foundation			
I Fair market value of all assets at end of year (from Part II, col. (c), line 16) \$ 29,736,873.		J Accounting method: <input type="checkbox"/> Cash <input checked="" type="checkbox"/> Accrual <input type="checkbox"/> Other (specify) _____ (Part I, column (d) must be on cash basis)	

Part I Analysis of Revenue and Expenses (The total of amounts in columns (b), (c), and (d) may not necessarily equal the amounts in column (a) (see instructions))		(a) Revenue and expenses per books	(b) Net investment income	(c) Adjusted net income	(d) Disbursements for charitable purposes (cash basis only)
Revenue	1 Contributions, gifts, grants, etc., received (attach schedule)	10,000,000.			
	2 Check <input type="checkbox"/> if the foundation is not required to attach Sch B				
	3 Interest on savings and temporary cash investments	1,427.	1,427.		
	4 Dividends and interest from securities	692,267.	777,204.		
	5a Gross rents				
	b Net rental income or (loss)				
	6a Net gain or (loss) from sale of assets not on line 10	-1,215,324.			
	b Gross sales price for all assets on line 6a 14,065,713.				
	7 Capital gain net income (from Part IV, line 2)		124,564.		
	8 Net short-term capital gain				
	9 Income modifications				
	10 a Gross sales less returns and allowances				
b Less Cost of goods sold					
c Gross profit or (loss) (attach schedule)					
11 Other income (attach schedule)	726,052.	1,490.			
12 Total Add lines 1 through 11	10,204,422.	904,685.			
Operating and Administrative Expenses	13 Compensation of officers, directors, trustees, etc.	0			
	14 Other employee salaries and wages				
	15 Pension plans, employee benefits				
	16a Legal fees (attach schedule)				
	b Accounting fees (attach schedule)	2,695.			12,695.
	c Other professional fees (attach schedule) *	134,277.	187,977.		
	17 Interest				
	18 Taxes (attach schedule) (see instructions)	28,992.	3,370.		
	19 Depreciation (attach schedule) and depletion				
	20 Occupancy				
	21 Travel, conferences, and meetings	10,345.			10,345.
	22 Printing and publications				
	23 Other expenses (attach schedule)	2,947.			2,947.
	24 Total operating and administrative expenses. Add lines 13 through 23	179,256.	191,347.		25,987.
	25 Contributions, gifts, grants paid	2,696,610.			2,560,773.
26 Total expenses and disbursements Add lines 24 and 25	2,875,866.	191,347.		2,586,760.	
27 Subtract line 26 from line 12					
a Excess of revenue over expenses and disbursements	7,328,556.				
b Net investment income (if negative, enter -0-)		713,338.			
c Adjusted net income (if negative, enter -0-)					



SCANNED JUN 10 2014

918 12

Part II Balance Sheets		Attached schedules and amounts in the description column should be for end-of-year amounts only (See instructions)		Beginning of year	End of year	
				(a) Book Value	(b) Book Value	(c) Fair Market Value
Assets	1	Cash - non-interest-bearing				
	2	Savings and temporary cash investments		97,351.	98,345.	98,345.
	3	Accounts receivable ▶ Less allowance for doubtful accounts ▶				
	4	Pledges receivable ▶ Less allowance for doubtful accounts ▶				
	5	Grants receivable				
	6	Receivables due from officers, directors, trustees, and other disqualified persons (attach schedule) (see instructions)				
	7	Other notes and loans receivable (attach schedule) ▶ Less allowance for doubtful accounts ▶				
	8	Inventories for sale or use				
	9	Prepaid expenses and deferred charges				
	10 a	Investments - U S and state government obligations (attach schedule)				
	b	Investments - corporate stock (attach schedule) ATCH 2		375.	602.	602.
	c	Investments - corporate bonds (attach schedule)				
	11	Investments - land, buildings, and equipment basis ▶ Less accumulated depreciation (attach schedule) ▶				
	12	Investments - mortgage loans				
	13	Investments - other (attach schedule) ATCH 3		19,192,447.	29,635,119.	29,635,119.
	14	Land, buildings, and equipment basis ▶ Less accumulated depreciation (attach schedule) ▶				
15	Other assets (describe ▶ ATCH 4)			2,807.	2,807.	
16	Total assets (to be completed by all filers - see the instructions Also, see page 1, item I)		19,290,173.	29,736,873.	29,736,873.	
Liabilities	17	Accounts payable and accrued expenses		20,000.	10,000.	
	18	Grants payable		140,690.	276,527.	
	19	Deferred revenue				
	20	Loans from officers, directors, trustees, and other disqualified persons				
	21	Mortgages and other notes payable (attach schedule)				
	22	Other liabilities (describe ▶ ATCH 5)		18,006.	29,805.	
	23	Total liabilities (add lines 17 through 22)		178,696.	316,332.	
Net Assets or Fund Balances	Foundations that follow SFAS 117, check here <input checked="" type="checkbox"/> and complete lines 24 through 26 and lines 30 and 31.					
	24	Unrestricted		19,111,477.	29,420,541.	
	25	Temporarily restricted				
	26	Permanently restricted				
	Foundations that do not follow SFAS 117, . . . ▶ <input type="checkbox"/> check here and complete lines 27 through 31.					
	27	Capital stock, trust principal, or current funds				
	28	Paid-in or capital surplus, or land, bldg, and equipment fund				
29	Retained earnings, accumulated income, endowment, or other funds					
30	Total net assets or fund balances (see instructions)		19,111,477.	29,420,541.		
31	Total liabilities and net assets/fund balances (see instructions)		19,290,173.	29,736,873.		

Part III Analysis of Changes in Net Assets or Fund Balances		
1	Total net assets or fund balances at beginning of year - Part II, column (a), line 30 (must agree with end-of-year figure reported on prior year's return)	1 19,111,477.
2	Enter amount from Part I, line 27a	2 7,328,556.
3	Other increases not included in line 2 (itemize) ▶ ATCH 6	3 2,980,508.
4	Add lines 1, 2, and 3	4 29,420,541.
5	Decreases not included in line 2 (itemize) ▶	5
6	Total net assets or fund balances at end of year (line 4 minus line 5) - Part II, column (b), line 30	6 29,420,541.

Part IV Capital Gains and Losses for Tax on Investment Income

(a) List and describe the kind(s) of property sold (e.g., real estate, 2-story brick warehouse, or common stock, 200 shs MLC Co)		(b) How acquired P - Purchase D - Donation	(c) Date acquired (mo., day, yr.)	(d) Date sold (mo., day, yr.)
1a SEE PART IV SCHEDULE				
b				
c				
d				
e				
(e) Gross sales price	(f) Depreciation allowed (or allowable)	(g) Cost or other basis plus expense of sale	(h) Gain or (loss) (e) plus (f) minus (g)	
a				
b				
c				
d				
e				
Complete only for assets showing gain in column (h) and owned by the foundation on 12/31/69			(i) Gains (Col (h) gain minus col (k), but not less than -0-) or Losses (from col (h))	
(i) F M V as of 12/31/69	(j) Adjusted basis as of 12/31/69	(k) Excess of col (i) over col (j), if any		
a				
b				
c				
d				
e				
2 Capital gain net income or (net capital loss)		{ If gain, also enter in Part I, line 7 If (loss), enter -0- in Part I, line 7 }	2	124,564.
3 Net short-term capital gain or (loss) as defined in sections 1222(5) and (6) If gain, also enter in Part I, line 8, column (c) (see instructions) If (loss), enter -0- in Part I, line 8			3	0

Part V Qualification Under Section 4940(e) for Reduced Tax on Net Investment Income

(For optional use by domestic private foundations subject to the section 4940(a) tax on net investment income)

If section 4940(d)(2) applies, leave this part blank

Was the foundation liable for the section 4942 tax on the distributable amount of any year in the base period? Yes No
 If "Yes," the foundation does not qualify under section 4940(e) Do not complete this part

(a) Base period years Calendar year (or tax year beginning in)	(b) Adjusted qualifying distributions	(c) Net value of noncharitable-use assets	(d) Distribution ratio (col (b) divided by col (c))
2012	2,014,982.	19,307,158.	0.104365
2011	1,274.	9,822,313.	0.000130
2010	315.	19,522.	0.016136
2009	442,464.	3,636,245.	0.121682
2008	406,125.	7,516,403.	0.054032
2 Total of line 1, column (d)			2 0.296345
3 Average distribution ratio for the 5-year base period - divide the total on line 2 by 5, or by the number of years the foundation has been in existence if less than 5 years			3 0.059269
4 Enter the net value of noncharitable-use assets for 2013 from Part X, line 5			4 24,144,438.
5 Multiply line 4 by line 3			5 1,431,017.
6 Enter 1% of net investment income (1% of Part I, line 27b)			6 7,133.
7 Add lines 5 and 6			7 1,438,150.
8 Enter qualifying distributions from Part XII, line 4 If line 8 is equal to or greater than line 7, check the box in Part VI, line 1b, and complete that part using a 1% tax rate See the Part VI instructions			8 2,586,760.

Part VI Excise Tax Based on Investment Income (Section 4940(a), 4940(b), 4940(e), or 4948 - see instructions)

1a	Exempt operating foundations described in section 4940(d)(2), check here <input type="checkbox"/> and enter "N/A" on line 1 Date of ruling or determination letter _____ (attach copy of letter if necessary - see instructions)		
b	Domestic foundations that meet the section 4940(e) requirements in Part V, check here <input checked="" type="checkbox"/> and enter 1% of Part I, line 27b	1	7,133.
c	All other domestic foundations enter 2% of line 27b. Exempt foreign organizations enter 4% of Part I, line 12, col (b)		
2	Tax under section 511 (domestic section 4947(a)(1) trusts and taxable foundations only. Others enter -0-)	2	
3	Add lines 1 and 2	3	7,133.
4	Subtitle A (income) tax (domestic section 4947(a)(1) trusts and taxable foundations only. Others enter -0-)	4	0
5	Tax based on investment income. Subtract line 4 from line 3. If zero or less, enter -0-	5	7,133.
6	Credits/Payments		
a	2013 estimated tax payments and 2012 overpayment credited to 2013	6a	9,668.
b	Exempt foreign organizations - tax withheld at source	6b	
c	Tax paid with application for extension of time to file (Form 8868)	6c	
d	Backup withholding erroneously withheld	6d	
7	Total credits and payments. Add lines 6a through 6d	7	9,668.
8	Enter any penalty for underpayment of estimated tax. Check here <input type="checkbox"/> if Form 2220 is attached	8	
9	Tax due. If the total of lines 5 and 8 is more than line 7, enter amount owed	9	
10	Overpayment. If line 7 is more than the total of lines 5 and 8, enter the amount overpaid	10	2,535.
11	Enter the amount of line 10 to be Credited to 2014 estimated tax <input type="checkbox"/> Refunded <input type="checkbox"/>	11	

Part VII-A Statements Regarding Activities

	Yes	No
1a		X
1b		X
1c		X
2		X
3	X	
4a		X
4b		
5		X
6	X	
7	X	
8a		
8b	X	
9		X
10		X

Part VII-A Statements Regarding Activities (continued)

11	At any time during the year, did the foundation, directly or indirectly, own a controlled entity within the meaning of section 512(b)(13)? If "Yes," attach schedule (see instructions)			X
12	Did the foundation make a distribution to a donor advised fund over which the foundation or a disqualified person had advisory privileges? If "Yes," attach statement (see instructions)			X
13	Did the foundation comply with the public inspection requirements for its annual returns and exemption application?	X		
Website address ▶ WWW.FOUNDATION.SLB.COM				
14 The books are in care of ▶ BDO USA, LLP Telephone no ▶ 212-885-8000				
Located at ▶ 100 PARK AVENUE NEW YORK, NY ZIP+4 ▶ 10017				
15	Section 4947(a)(1) nonexempt charitable trusts filing Form 990-PF in lieu of Form 1041 - Check here			<input type="checkbox"/>
and enter the amount of tax-exempt interest received or accrued during the year ▶ 15				
16	At any time during calendar year 2013, did the foundation have an interest in or a signature or other authority over a bank, securities, or other financial account in a foreign country?		Yes	No
				X
See the instructions for exceptions and filing requirements for Form TD F 90-22.1 If "Yes," enter the name of the foreign country ▶				

Part VII-B Statements Regarding Activities for Which Form 4720 May Be Required

File Form 4720 if any item is checked in the "Yes" column, unless an exception applies.

		Yes	No
1a	During the year did the foundation (either directly or indirectly)		
(1)	Engage in the sale or exchange, or leasing of property with a disqualified person? <input type="checkbox"/> Yes <input checked="" type="checkbox"/> No		
(2)	Borrow money from, lend money to, or otherwise extend credit to (or accept it from) a disqualified person? <input type="checkbox"/> Yes <input checked="" type="checkbox"/> No		
(3)	Furnish goods, services, or facilities to (or accept them from) a disqualified person? <input type="checkbox"/> Yes <input checked="" type="checkbox"/> No		
(4)	Pay compensation to, or pay or reimburse the expenses of, a disqualified person? <input type="checkbox"/> Yes <input checked="" type="checkbox"/> No		
(5)	Transfer any income or assets to a disqualified person (or make any of either available for the benefit or use of a disqualified person)? <input type="checkbox"/> Yes <input checked="" type="checkbox"/> No		
(6)	Agree to pay money or property to a government official? (Exception. Check "No" if the foundation agreed to make a grant to or to employ the official for a period after termination of government service, if terminating within 90 days) <input type="checkbox"/> Yes <input checked="" type="checkbox"/> No		
b	If any answer is "Yes" to 1a(1)-(6), did any of the acts fail to qualify under the exceptions described in Regulations section 53.4941(d)-3 or in a current notice regarding disaster assistance (see instructions)?	1b	X
Organizations relying on a current notice regarding disaster assistance check here ▶ <input type="checkbox"/>			
c	Did the foundation engage in a prior year in any of the acts described in 1a, other than excepted acts, that were not corrected before the first day of the tax year beginning in 2013?	1c	X
2	Taxes on failure to distribute income (section 4942) (does not apply for years the foundation was a private operating foundation defined in section 4942(j)(3) or 4942(j)(5))		
a	At the end of tax year 2013, did the foundation have any undistributed income (lines 6d and 6e, Part XIII) for tax year(s) beginning before 2013? <input type="checkbox"/> Yes <input checked="" type="checkbox"/> No		
If "Yes," list the years ▶			
b	Are there any years listed in 2a for which the foundation is not applying the provisions of section 4942(a)(2) (relating to incorrect valuation of assets) to the year's undistributed income? (If applying section 4942(a)(2) to all years listed, answer "No" and attach statement - see instructions)	2b	
c	If the provisions of section 4942(a)(2) are being applied to any of the years listed in 2a, list the years here ▶		
3a	Did the foundation hold more than a 2% direct or indirect interest in any business enterprise at any time during the year? <input type="checkbox"/> Yes <input checked="" type="checkbox"/> No		
b	If "Yes," did it have excess business holdings in 2013 as a result of (1) any purchase by the foundation or disqualified persons after May 26, 1969, (2) the lapse of the 5-year period (or longer period approved by the Commissioner under section 4943(c)(7)) to dispose of holdings acquired by gift or bequest, or (3) the lapse of the 10-, 15-, or 20-year first phase holding period? (Use Schedule C, Form 4720, to determine if the foundation had excess business holdings in 2013)	3b	
4a	Did the foundation invest during the year any amount in a manner that would jeopardize its charitable purposes?	4a	X
b	Did the foundation make any investment in a prior year (but after December 31, 1969) that could jeopardize its charitable purpose that had not been removed from jeopardy before the first day of the tax year beginning in 2013?	4b	X

Part VII-B Statements Regarding Activities for Which Form 4720 May Be Required (continued)

5a During the year did the foundation pay or incur any amount to... (1) Carry on propaganda... (2) Influence the outcome of any specific public election... (3) Provide a grant to an individual for travel... (4) Provide a grant to an organization other than a charitable... (5) Provide for any purpose other than religious... b If any answer is "Yes" to 5a(1)-(5), did any of the transactions fail to qualify... c If the answer is "Yes" to question 5a(4), does the foundation claim exemption... 6a Did the foundation, during the year, receive any funds... 6b Did the foundation, during the year, pay premiums... 7a At any time during the tax year, was the foundation a party to a prohibited tax shelter transaction? 7b If "Yes," did the foundation receive any proceeds or have any net income attributable to the transaction?

Part VIII Information About Officers, Directors, Trustees, Foundation Managers, Highly Paid Employees, and Contractors

Table with 5 columns: (a) Name and address, (b) Title, and average hours per week devoted to position, (c) Compensation (if not paid, enter -0-), (d) Contributions to employee benefit plans and deferred compensation, (e) Expense account, other allowances. Row 1: ATCH 7, 0, 0, 0.

2 Compensation of five highest-paid employees (other than those included on line 1 - see instructions). If none, enter "NONE."

Table with 5 columns: (a) Name and address of each employee paid more than \$50,000, (b) Title, and average hours per week devoted to position, (c) Compensation, (d) Contributions to employee benefit plans and deferred compensation, (e) Expense account, other allowances. Row 1: NONE.

Total number of other employees paid over \$50,000

Part VIII Information About Officers, Directors, Trustees, Foundation Managers, Highly Paid Employees, and Contractors (continued)

3 Five highest-paid independent contractors for professional services (see instructions). If none, enter "NONE."

(a) Name and address of each person paid more than \$50,000	(b) Type of service	(c) Compensation
N/A		0

Total number of others receiving over \$50,000 for professional services ▶

Part IX-A Summary of Direct Charitable Activities

List the foundation's four largest direct charitable activities during the tax year. Include relevant statistical information such as the number of organizations and other beneficiaries served, conferences convened, research papers produced, etc

Expenses

1 N/A	

2	

3	

4	

Part IX-B Summary of Program-Related Investments (see instructions)

Describe the two largest program-related investments made by the foundation during the tax year on lines 1 and 2

Amount

1 NONE	

2	

All other program-related investments See instructions	
3 NONE	

Total. Add lines 1 through 3 ▶

Part X Minimum Investment Return (All domestic foundations must complete this part. Foreign foundations, see instructions)

1	Fair market value of assets not used (or held for use) directly in carrying out charitable, etc., purposes		
a	Average monthly fair market value of securities	1a	24,414,272.
b	Average of monthly cash balances	1b	97,848.
c	Fair market value of all other assets (see instructions)	1c	
d	Total (add lines 1a, b, and c)	1d	24,512,120.
e	Reduction claimed for blockage or other factors reported on lines 1a and 1c (attach detailed explanation)	1e	
2	Acquisition indebtedness applicable to line 1 assets	2	
3	Subtract line 2 from line 1d	3	24,512,120.
4	Cash deemed held for charitable activities Enter 1 1/2% of line 3 (for greater amount, see instructions)	4	367,682.
5	Net value of noncharitable-use assets. Subtract line 4 from line 3 Enter here and on Part V, line 4	5	24,144,438.
6	Minimum investment return. Enter 5% of line 5	6	1,207,222.

Part XI Distributable Amount (see instructions) (Section 4942(j)(3) and (j)(5) private operating foundations and certain foreign organizations check here and do not complete this part)

1	Minimum investment return from Part X, line 6	1	1,207,222.
2a	Tax on investment income for 2013 from Part VI, line 5	2a	7,133.
b	Income tax for 2013 (This does not include the tax from Part VI)	2b	
c	Add lines 2a and 2b	2c	7,133.
3	Distributable amount before adjustments Subtract line 2c from line 1	3	1,200,089.
4	Recoveries of amounts treated as qualifying distributions	4	
5	Add lines 3 and 4	5	1,200,089.
6	Deduction from distributable amount (see instructions)	6	
7	Distributable amount as adjusted Subtract line 6 from line 5 Enter here and on Part XIII, line 1.	7	1,200,089.

Part XII Qualifying Distributions (see instructions)

1	Amounts paid (including administrative expenses) to accomplish charitable, etc., purposes		
a	Expenses, contributions, gifts, etc - total from Part I, column (d), line 26	1a	2,586,760.
b	Program-related investments - total from Part IX-B	1b	
2	Amounts paid to acquire assets used (or held for use) directly in carrying out charitable, etc., purposes	2	
3	Amounts set aside for specific charitable projects that satisfy the		
a	Suitability test (prior IRS approval required)	3a	
b	Cash distribution test (attach the required schedule)	3b	
4	Qualifying distributions. Add lines 1a through 3b Enter here and on Part V, line 8, and Part XIII, line 4	4	2,586,760.
5	Foundations that qualify under section 4940(e) for the reduced rate of tax on net investment income Enter 1% of Part I, line 27b (see instructions)	5	7,133.
6	Adjusted qualifying distributions. Subtract line 5 from line 4	6	2,579,627.

Note. The amount on line 6 will be used in Part V, column (b), in subsequent years when calculating whether the foundation qualifies for the section 4940(e) reduction of tax in those years

Part XIII Undistributed Income (see instructions)

	(a) Corpus	(b) Years prior to 2012	(c) 2012	(d) 2013
1 Distributable amount for 2013 from Part XI, line 7				1,200,089.
2 Undistributed income, if any, as of the end of 2013				
a Enter amount for 2012 only				
b Total for prior years 20 11 , 20 10 , 20 09				
3 Excess distributions carryover, if any, to 2013				
a From 2008				
b From 2009				
c From 2010				
d From 2011 634,402.				
e From 2012 2,026,376.				
f Total of lines 3a through e	2,660,778.			
4 Qualifying distributions for 2013 from Part XII, line 4 ▶ \$ 2,586,760.				
a Applied to 2012, but not more than line 2a				
b Applied to undistributed income of prior years (Election required - see instructions)				
c Treated as distributions out of corpus (Election required - see instructions)				
d Applied to 2013 distributable amount				
e Remaining amount distributed out of corpus	2,586,760.			
5 Excess distributions carryover applied to 2013 (If an amount appears in column (d), the same amount must be shown in column (a))	1,200,089.			1,200,089.
6 Enter the net total of each column as indicated below:				
a Corpus Add lines 3f, 4c, and 4e Subtract line 5	4,047,449.			
b Prior years' undistributed income Subtract line 4b from line 2b				
c Enter the amount of prior years' undistributed income for which a notice of deficiency has been issued, or on which the section 4942(a) tax has been previously assessed				
d Subtract line 6c from line 6b Taxable amount - see instructions				
e Undistributed income for 2012 Subtract line 4a from line 2a Taxable amount - see instructions				
f Undistributed income for 2013 Subtract lines 4d and 5 from line 1 This amount must be distributed in 2014				
7 Amounts treated as distributions out of corpus to satisfy requirements imposed by section 170(b)(1)(F) or 4942(g)(3) (see instructions)				
8 Excess distributions carryover from 2008 not applied on line 5 or line 7 (see instructions)				
9 Excess distributions carryover to 2014. Subtract lines 7 and 8 from line 6a	4,047,449.			
10 Analysis of line 9				
a Excess from 2009				
b Excess from 2010				
c Excess from 2011				
d Excess from 2012 1,460,689.				
e Excess from 2013 2,586,760.				

Part XIV Private Operating Foundations (see instructions and Part VII-A, question 9)

NOT APPLICABLE

1 a If the foundation has received a ruling or determination letter that it is a private operating foundation, and the ruling is effective for 2013, enter the date of the ruling

b Check box to indicate whether the foundation is a private operating foundation described in section 4942(j)(3) or 4942(j)(5)

Table with columns: Tax year (a) 2013, (b) 2012, (c) 2011, (d) 2010, (e) Total. Rows include: 2 a Adjusted net income, b 85% of line 2a, c Qualifying distributions, d Exempt activities, e Support alternative test.

Part XV Supplementary Information (Complete this part only if the foundation had \$5,000 or more in assets at any time during the year - see instructions.)

1 Information Regarding Foundation Managers:

a List any managers of the foundation who have contributed more than 2% of the total contributions received by the foundation before the close of any tax year (but only if they have contributed more than \$5,000) (See section 507(d)(2))

NONE

b List any managers of the foundation who own 10% or more of the stock of a corporation (or an equally large portion of the ownership of a partnership or other entity) of which the foundation has a 10% or greater interest

NONE

2 Information Regarding Contribution, Grant, Gift, Loan, Scholarship, etc., Programs:

Check here [] if the foundation only makes contributions to preselected charitable organizations and does not accept unsolicited requests for funds

a The name, address, and telephone number or e-mail address of the person to whom applications should be addressed

ATCH 8

b The form in which applications should be submitted and information and materials they should include

ATCH 9

c Any submission deadlines

ATCH 10

d Any restrictions or limitations on awards, such as by geographical areas, charitable fields, kinds of institutions, or other factors

ATCH 11

Part XV Supplementary Information (continued)

3 Grants and Contributions Paid During the Year or Approved for Future Payment

Recipient Name and address (home or business)	If recipient is an individual, show any relationship to any foundation manager or substantial contributor	Foundation status of recipient	Purpose of grant or contribution	Amount
a <i>Paid during the year</i> ATCH 12				
Total ▶ 3a				2,560,773.
b <i>Approved for future payment</i> ATCH 13				
Total ▶ 3b				276,527.

Part XVI-A Analysis of Income-Producing Activities

Enter gross amounts unless otherwise indicated

Table with 5 main columns: (a) Business code, (b) Amount, (c) Exclusion code, (d) Amount, (e) Related or exempt function income. Rows include categories like Program service revenue, Membership dues and assessments, Interest on savings, Dividends, Net rental income, etc.

Part XVI-B Relationship of Activities to the Accomplishment of Exempt Purposes

Table with 2 columns: Line No. and Explain below how each activity for which income is reported in column (e) of Part XVI-A contributed importantly to the accomplishment of the foundation's exempt purposes.

Part XVII Information Regarding Transfers To and Transactions and Relationships With Noncharitable Exempt Organizations

1 Did the organization directly or indirectly engage in any of the following with any other organization described in section 501(c) of the Code (other than section 501(c)(3) organizations) or in section 527, relating to political organizations?
a Transfers from the reporting foundation to a noncharitable exempt organization of:
(1) Cash
(2) Other assets
b Other transactions:
(1) Sales of assets to a noncharitable exempt organization
(2) Purchases of assets from a noncharitable exempt organization
(3) Rental of facilities, equipment, or other assets
(4) Reimbursement arrangements
(5) Loans or loan guarantees
(6) Performance of services or membership or fundraising solicitations
c Sharing of facilities, equipment, mailing lists, other assets, or paid employees
d If the answer to any of the above is "Yes," complete the following schedule. Column (b) should always show the fair market value of the goods, other assets, or services given by the reporting foundation.

Table with 4 columns: (a) Line no., (b) Amount involved, (c) Name of noncharitable exempt organization, (d) Description of transfers, transactions, and sharing arrangements. Row 1 contains 'N/A'.

2a Is the foundation directly or indirectly affiliated with, or related to, one or more tax-exempt organizations described in section 501(c) of the Code (other than section 501(c)(3)) or in section 527? Yes No
b If "Yes," complete the following schedule.

Table with 3 columns: (a) Name of organization, (b) Type of organization, (c) Description of relationship. Row 1 contains 'N/A'.

Under penalty of perjury, I declare that I have examined this return, including accompanying schedules and statements and to the best of my knowledge and belief, it is true, correct, and complete. Declaration of preparer (other than taxpayer) is based on all information of which preparer has any knowledge.

Sign Here

Signature of officer or trustee: [Signature] Date: 5/30/2014 Title: PRESIDENT

May the IRS discuss this return with the preparer shown below (see instructions)? [X] Yes [] No

Paid Preparer Use Only

Print/Type preparer's name: JAMES P WETZOLD Preparer's signature: [Signature] Date: 5/30/14 Check [] if self-employed PTIN: P00229911 Firm's name: BDO USA, LLP Firm's address: 100 PARK AVENUE NEW YORK, NY Firm's EIN: 13-5381590 10017-5001 Phone no. 212-885-8000

Schedule of Contributors

2013

▶ Attach to Form 990, Form 990-EZ, or Form 990-PF.

▶ Information about Schedule B (Form 990, 990-EZ, or 990-PF) and its instructions is at www.irs.gov/form990

Name of the organization

SCHLUMBERGER FOUNDATION, INC.
C/O BDO USA LLP

Employer identification number

23-7033142

Organization type (check one)

Filers of:

Section:

Form 990 or 990-EZ

501(c)() (enter number) organization

4947(a)(1) nonexempt charitable trust not treated as a private foundation

527 political organization

Form 990-PF

501(c)(3) exempt private foundation

4947(a)(1) nonexempt charitable trust treated as a private foundation

501(c)(3) taxable private foundation

Check if your organization is covered by the **General Rule** or a **Special Rule**.

Note. Only a section 501(c)(7), (8), or (10) organization can check boxes for both the General Rule and a Special Rule. See instructions

General Rule

For an organization filing Form 990, 990-EZ, or 990-PF that received, during the year, \$5,000 or more (in money or property) from any one contributor. Complete Parts I and II

Special Rules

For a section 501(c)(3) organization filing Form 990 or 990-EZ that met the 33 1/3 % support test of the regulations under sections 509(a)(1) and 170(b)(1)(A)(vi) and received from any one contributor, during the year, a contribution of the greater of (1) \$5,000 or (2) 2% of the amount on (i) Form 990, Part VIII, line 1h, or (ii) Form 990-EZ, line 1. Complete Parts I and II

For a section 501(c)(7), (8), or (10) organization filing Form 990 or 990-EZ that received from any one contributor, during the year, total contributions of more than \$1,000 for use *exclusively* for religious, charitable, scientific, literary, or educational purposes, or the prevention of cruelty to children or animals. Complete Parts I, II, and III

For a section 501(c)(7), (8), or (10) organization filing Form 990 or 990-EZ that received from any one contributor, during the year, contributions for use *exclusively* for religious, charitable, etc., purposes, but these contributions did not total to more than \$1,000. If this box is checked, enter here the total contributions that were received during the year for an *exclusively* religious, charitable, etc., purpose. Do not complete any of the parts unless the **General Rule** applies to this organization because it received *nonexclusively* religious, charitable, etc., contributions of \$5,000 or more during the year. ▶ \$ _____

Caution. An organization that is not covered by the General Rule and/or the Special Rules does not file Schedule B (Form 990, 990-EZ, or 990-PF), but it must answer "No" on Part IV, line 2, of its Form 990, or check the box on line H of its Form 990-EZ or on its Form 990-PF, Part I, line 2, to certify that it does not meet the filing requirements of Schedule B (Form 990, 990-EZ, or 990-PF)

Name of organization **SCHLUMBERGER FOUNDATION, INC.**
 C/O BDO USA LLP
 Employer identification number
 23-7033142

Part I Contributors (see instructions) Use duplicate copies of Part I if additional space is needed.

(a) No.	(b) Name, address, and ZIP + 4	(c) Total contributions	(d) Type of contribution
1	SCHLUMBERGER STICHTING FUND PARKSTRAAT 83-89, 2514 JG THE HAGUE NETHERLANDS	\$ 10,000,000.	Person <input checked="" type="checkbox"/> Payroll <input type="checkbox"/> Noncash <input type="checkbox"/> (Complete Part II for noncash contributions)
		\$	Person <input type="checkbox"/> Payroll <input type="checkbox"/> Noncash <input type="checkbox"/> (Complete Part II for noncash contributions)
		\$	Person <input type="checkbox"/> Payroll <input type="checkbox"/> Noncash <input type="checkbox"/> (Complete Part II for noncash contributions)
		\$	Person <input type="checkbox"/> Payroll <input type="checkbox"/> Noncash <input type="checkbox"/> (Complete Part II for noncash contributions)
		\$	Person <input type="checkbox"/> Payroll <input type="checkbox"/> Noncash <input type="checkbox"/> (Complete Part II for noncash contributions)
		\$	Person <input type="checkbox"/> Payroll <input type="checkbox"/> Noncash <input type="checkbox"/> (Complete Part II for noncash contributions)
		\$	Person <input type="checkbox"/> Payroll <input type="checkbox"/> Noncash <input type="checkbox"/> (Complete Part II for noncash contributions)

Name of organization SCHLUMBERGER FOUNDATION, INC. C/O BDO USA LLP	Employer identification number 23-7033142
--	--

Part II **Noncash Property** (see instructions) Use duplicate copies of Part II if additional space is needed

(a) No. from Part I	(b) Description of noncash property given	(c) FMV (or estimate) (see instructions)	(d) Date received
-----	----- ----- ----- -----	\$ -----	-----
-----	----- ----- ----- -----	\$ -----	-----
-----	----- ----- ----- -----	\$ -----	-----
-----	----- ----- ----- -----	\$ -----	-----
-----	----- ----- ----- -----	\$ -----	-----
-----	----- ----- ----- -----	\$ -----	-----
-----	----- ----- ----- -----	\$ -----	-----

Name of organization **SCHLUMBERGER FOUNDATION, INC.**
C/O BDO USA LLP

Employer identification number
23-7033142

Part III Exclusively religious, charitable, etc., individual contributions to section 501(c)(7), (8), or (10) organizations that total more than \$1,000 for the year. Complete columns (a) through (e) and the following line entry

For organizations completing Part III, enter the total of *exclusively* religious, charitable, etc., contributions of \$1,000 or less for the year. (Enter this information once See instructions) ▶ \$ _____

Use duplicate copies of Part III if additional space is needed.

(a) No. from Part I	(b) Purpose of gift	(c) Use of gift	(d) Description of how gift is held
	(e) Transfer of gift		
	Transferee's name, address, and ZIP + 4		Relationship of transferor to transferee
(a) No. from Part I	(b) Purpose of gift	(c) Use of gift	(d) Description of how gift is held
	(e) Transfer of gift		
	Transferee's name, address, and ZIP + 4		Relationship of transferor to transferee
(a) No. from Part I	(b) Purpose of gift	(c) Use of gift	(d) Description of how gift is held
	(e) Transfer of gift		
	Transferee's name, address, and ZIP + 4		Relationship of transferor to transferee
(a) No. from Part I	(b) Purpose of gift	(c) Use of gift	(d) Description of how gift is held
	(e) Transfer of gift		
	Transferee's name, address, and ZIP + 4		Relationship of transferor to transferee
(a) No. from Part I	(b) Purpose of gift	(c) Use of gift	(d) Description of how gift is held
	(e) Transfer of gift		
	Transferee's name, address, and ZIP + 4		Relationship of transferor to transferee

ATTACHMENT 1

FORM 990PF, PART I - OTHER PROFESSIONAL FEES

<u>DESCRIPTION</u>	<u>REVENUE AND EXPENSES PER BOOKS</u>	<u>NET INVESTMENT INCOME</u>
INVESTMENT MANAGEMENT FEES	134,277.	187,977.
TOTALS	<u>134,277.</u>	<u>187,977.</u>

ATTACHMENT 2

FORM 990PF, PART II - CORPORATE STOCK

<u>DESCRIPTION</u>	<u>BEGINNING BOOK VALUE</u>	<u>ENDING BOOK VALUE</u>	<u>ENDING FMV</u>
CORPORATE STOCK	375.	602.	602.
TOTALS	<u>375.</u>	<u>602.</u>	<u>602.</u>

ATTACHMENT 3

FORM 990PF, PART II - OTHER INVESTMENTS

<u>DESCRIPTION</u>	<u>BEGINNING BOOK VALUE</u>	<u>ENDING BOOK VALUE</u>	<u>ENDING FMV</u>
MORTGAGE BACKED SECURITIES	14.	12.	12.
COLLATERALIZED MORTGAGE OBLIGA	18.	18.	18.
REGISTERED INVESTMENT COMPANIE	16,757,112.	26,615,578.	26,615,578.
LIMITED PARTNERSHIPS	2,382,350.	2,669,811.	2,669,811.
DEPOSITS & MONEY MARKET FUNDS	52,953.	349,700.	349,700.
TOTALS	<u>19,192,447.</u>	<u>29,635,119.</u>	<u>29,635,119.</u>

ATTACHMENT 4

FORM 990PF, PART II - OTHER ASSETS

<u>DESCRIPTION</u>	<u>BEGINNING BOOK VALUE</u>	<u>ENDING BOOK VALUE</u>	<u>ENDING FMV</u>
PREPAID EXCISE TAXES		2,807.	2,807.
TOTALS		<u>2,807.</u>	<u>2,807.</u>

ATTACHMENT 5

FORM 990PF, PART II - OTHER LIABILITIES

<u>DESCRIPTION</u>	<u>BEGINNING BOOK VALUE</u>	<u>ENDING BOOK VALUE</u>
FEDERAL EXCISE TAXES PAYABLE	10,060.	
DEFERRED FEDERAL EXCISE TAX LI	7,946.	29,805.
TOTALS	<u>18,006.</u>	<u>29,805.</u>

ATTACHMENT 6

FORM 990PF, PART III - OTHER INCREASES IN NET WORTH OR FUND BALANCES

<u>DESCRIPTION</u>	<u>AMOUNT</u>
UNREALIZED GAIN ON INVESTMENTS	2,980,508.
TOTAL	<u>2,980,508.</u>

FORM 990-PF - PART IV
CAPITAL GAINS AND LOSSES FOR TAX ON INVESTMENT INCOME

Kind of Property		Description				P or D	Date acquired	Date sold
Gross sale price less expenses of sale	Depreciation allowed/allowable	Cost or other basis	FMV as of 12/31/69	Adj basis as of 12/31/69	Excess of FMV over adj basis		Gain or (loss)	
4,466,516.		PUBLICLY TRADED SECURITIES 4,365,693.					100,823.	
		PRIVATE EQUITY PARTNERS XI OFFSHORE, L.P 17,245.					-17,245.	
16,557.		DYNAMIC EQUITY MANAGERS: PORTFOLIO 2 (SE					16,557.	
28,165.		NON-US EQUITY MANAGERS: PORTFOLIO 4 LLC					28,165.	
16,083.		VINTAGE VI OFFSHORE LP					16,083.	
9,538,977.		PUBLICLY TRADED SECURITIES 9,575,456.					-36,479.	
7,219.		DYNAMIC EQUITY MANAGERS: PORTFOLIO 2 (SE					7,219.	
9,441.		NON-US EQUITY MANAGERS: PORTFOLIO 4 LLC					9,441.	
TOTAL GAIN (LOSS)							<u>124,564.</u>	

FORM 990PF, PART VIII - LIST OF OFFICERS, DIRECTORS, AND TRUSTEES

ATTACHMENT 7

<u>NAME AND ADDRESS</u>	<u>TITLE AND AVERAGE HOURS PER WEEK DEVOTED TO POSITION</u>	<u>COMPENSATION</u>	<u>CONTRIBUTIONS TO EMPLOYEE BENEFIT PLANS</u>	<u>EXPENSE ACCT AND OTHER ALLOWANCES</u>
JEAN-MARC PERRAUD C/O SCHLUMBERGER LIMITED 5599 SAN FELIPE STREET, SUITE 1700 HOUSTON, TX 77056	CHAIRMAN 1.00	0	0	0
HEZEKIAH SOLA OYINLOLA C/O SCHLUMBERGER LIMITED 5599 SAN FELIPE STREET, SUITE 1700 HOUSTON, TX 77056	PRESIDENT/TREASURER/MANAGER 3.00	0	0	0
JEAN CHEVALLIER C/O SCHLUMBERGER LIMITED 5599 SAN FELIPE STREET, SUITE 1700 HOUSTON, TX 77056	VICE PRESIDENT 1.00	0	0	0
HATEM SOLIMAN C/O SCHLUMBERGER LIMITED 5599 SAN FELIPE STREET, SUITE 1700 HOUSTON, TX 77056	BOARD MEMBER 1.00	0	0	0
RANAA RIYAMY C/O SCHLUMBERGER LIMITED 5599 SAN FELIPE STREET, SUITE 1700 HOUSTON, TX 77056	BOARD MEMBER 1.00	0	0	0

FORM 990PF, PART VIII - LIST OF OFFICERS, DIRECTORS, AND TRUSTEES

ATTACHMENT 7 (CONT'D)

<u>NAME AND ADDRESS</u>	<u>TITLE AND AVERAGE HOURS PER WEEK DEVOTED TO POSITION</u>	<u>COMPENSATION</u>	<u>CONTRIBUTIONS TO EMPLOYEE BENEFIT PLANS</u>	<u>EXPENSE ACCT AND OTHER ALLOWANCES</u>
STEPHANIE COX C/O SCHLUMBERGER LIMITED 5599 SAN FELIPE STREET, SUITE 1700 HOUSTON, TX 77056	BOARD MEMBER 1.00	0	0	0
TOR SANDVOLD C/O SCHLUMBERGER LIMITED 5599 SAN FELIPE STREET, SUITE 1700 HOUSTON, TX 77056	BOARD MEMBER 1.00	0	0	0
EILEEN HARDELL C/O SCHLUMBERGER LIMITED 5599 SAN FELIPE STREET, SUITE 1700 HOUSTON, TX 77056	SECRETARY 2.00	0	0	0
BRAM VERBURG C/O SCHLUMBERGER LIMITED 5599 SAN FELIPE STREET, SUITE 1700 HOUSTON, TX 77056	CONTROLLER 2.00	0	0	0
GRAND TOTALS		0	0	0

FORM 990PF, PART XV - NAME, ADDRESS AND PHONE FOR APPLICATIONS

SCHLUMBERGER FOUNDATION, INC.
C/O SCH 5599 SAN FELIPE ST, STE 1700
HOUSTON, TX 77056
7133753434

990PF, PART XV - FORM AND CONTENTS OF SUBMITTED APPLICATIONS

A STANDARD ONLINE APPLICATION FORM IS USED. APPLICATIONS ARE COMPLETED AND SUBMITTED ELECTRONICALLY USING THE ONLINE SYSTEM. THE FOUNDATION DOES NOT ACCEPT UNSOLICITED GRANT REQUESTS.

990PF, PART XV - SUBMISSION DEADLINES

APPLICATIONS FOR THE 2013 CALENDAR YEAR MUST BE SUBMITTED BY NOVEMBER 16, 2012 FOR NEW APPLICANTS AND NOVEMBER 23, 2012 FOR RENEWAL APPLICANTS.

990PF, PART XV - RESTRICTIONS OR LIMITATIONS ON AWARDS

THE SCHLUMBERGER FOUNDATION IS A NONPROFIT ENTITY THAT SUPPORTS SCIENCE AND TECHNOLOGY EDUCATION. RECOGNIZING THE LINK BETWEEN SCIENCE, TECHNOLOGY, AND SOCIO-ECONOMIC DEVELOPMENT, AS WELL AS THE KEY ROLE OF EDUCATION IN REALIZING INDIVIDUAL POTENTIAL, THE SCHLUMBERGER FOUNDATION FOCUSES ON STRENGTHENING FACULTIES AND MITIGATING OBSTACLES FACED BY THE TRADITIONALLY UNDER-REPRESENTED WOMEN SCIENTISTS AND ENGINEERS THROUGH ITS FLAGSHIP PROGRAM, THE FACULTY FOR THE FUTURE.

THE FACULTY FOR THE FUTURE PROGRAM'S LONG-TERM GOAL IS TO GENERATE CONDITIONS THAT RESULT IN MORE WOMEN PURSUING ACADEMIC CAREERS IN SCIENTIFIC AND TECHNICAL DISCIPLINES. GRANT RECIPIENTS ARE EXPECTED TO RETURN TO THEIR HOME COUNTRIES TO CONTINUE THEIR ACADEMIC CAREERS AND INSPIRE OTHER YOUNG WOMEN TO CHOOSE CAREERS IN SCIENCE, TECHNOLOGY, ENGINEERING AND MATHEMATICS (STEM). THE FACULTY FOR THE FUTURE PROGRAM SUPPORTS TALENTED WOMEN SCIENTISTS AND ENGINEERS FROM THE DEVELOPING COUNTRIES BY MAKING SCHOLARSHIP GRANTS TO THEM TO PURSUE ADVANCED GRADUATE DEGREES (PHDS AND POST DOCTORATE RESEARCH) IN STEM DISCIPLINES AT LEADING UNIVERSITIES WORLDWIDE.

FORM 990DF, PART XV - GRANTS AND CONTRIBUTIONS PAID DURING THE YEAR

ATTACHMENT 12

RECIPIENT NAME AND ADDRESS	RELATIONSHIP TO SUBSTANTIAL CONTRIBUTOR AND FOUNDATION STATUS OF RECIPIENT	PURPOSE OF GRANT OR CONTRIBUTION	AMOUNT
MATILDA ACHEAMPONG 2244 VINE STREET, APT 308 LINCOLN, NE 68503	NONE	RESEARCH	58,000.
OLANIKE ADEYENO DEPARTMENT OF VETERINARY PUBLIC HEA UNIVERSITY OF IBADAN IBADAN NIGERIA	NONE	RESEARCH	40,000.
EYIWUNMI AKINSANMI 4133 FRANK STREET PITTSBURGH, PA 15217	NONE	RESEARCH	50,000.
SHARANYA ARCOT DESAI 1721 BRIARVISTA WAY ATLANTA, GA 30329	NONE	RESEARCH	21,100
DOORCE BATUBARA 17427 DIVERSION DRIVE BATON ROUGE, LA 70817	NONE	RESEARCH	35,800
OMOLOLA BETIKU DEPARTMENT OF ANIMAL AND RANGE SCIENCES MONTANA STATE UNIVERSITY BOZEMAN, MT 59715	NONE	RESEARCH	45,000

FORM 990EF, PART XV - GRANTS AND CONTRIBUTIONS PAID DURING THE YEAR

ATTACHMENT 12 (CONT'D)

RECIPIENT NAME AND ADDRESS	RELATIONSHIP TO SUBSTANTIAL CONTRIBUTOR AND FOUNDATION STATUS OF RECIPIENT	PURPOSE OF GRANT OR CONTRIBUTION	AMOUNT
MARIA LORENA CARLO UNDA 100 HAVEN AVE. APT 26G NEW YORK, NY 10032	NONE	RESEARCH	50,000
OZGE CEYHAN 284 HARVARD ST APT 56 CAMBRIDGE, MA 02139	NONE	RESEARCH	40,000
REEMA DEB RAY CHOUDHURI 1001 ROCKVILLE PIKE, APT 617 ROCKVILLE, MD 20852	NONE	RESEARCH	40,000
SRINIDHI BALASUBRAMANIAN 202 E. WHITE ST., APT 30 CHAMPAIGN, IL 61820	NONE	RESEARCH	50,000.
RUMPA DEY 1011 E LEMON STREET, APT#123 TEMPE, AZ 85281	NONE	RESEARCH	50,000
FANGYUAN DING ELOWITZ LAB CALIFORNIA INSTITUTE OF TECHNOLOGY 1200 E. CALIFORNIA BLVD ,MC 114-96 PASADENA, CA 91125	NONE	RESEARCH	40,000

FORM 990PF, PART XV - GRANTS AND CONTRIBUTIONS PAID DURING THE YEAR

ATTACHMENT 12 (CONT'D)

<u>RECIPIENT NAME AND ADDRESS</u>	<u>RELATIONSHIP TO SUBSTANTIAL CONTRIBUTOR AND FOUNDATION STATUS OF RECIPIENT</u>	<u>PURPOSE OF GRANT OR CONTRIBUTION</u>	<u>AMOUNT</u>
LAURA DOMINGUEZ DUENAS 7 KENDALL ST APT 2 BROOKLINE, MA 02445	NONE	RESEARCH	40,000
CHINWE EKENNA 2301 EASTMARK DRIVE APT 240 COLLEGE STATION, TX 77840	NONE	RESEARCH	48,598.
STEFANIE FALCONI 3400 N CHARLES STREET AMES 313 BALTIMORE, MD 21218	NONE	RESEARCH	37,434
FENGHONG FAN 5151 HIGHLAND RD, APT 250 BATON ROUGE, LA 70808	NONE	RESEARCH	50,000.
NATALIA GONZALEZ FECH 7520 BROMPTON ST. APT 723 HOUSTON, TX 77025	NONE	RESEARCH	40,034
DEEPTI GOPALAKRISHNAN DEEPTI GOPALAKRISHNAN BAKER LABORATORY 359 CORNELL UNIVERSITY ITHACA, NY 14853	NONE	RESEARCH	50,000

FORM 990-E, PART XV - GRANTS AND CONTRIBUTIONS PAID DURING THE YEAR

ATTACHMENT 12 (CONT'D)

<u>RECIPIENT NAME AND ADDRESS</u>	<u>RELATIONSHIP TO SUBSTANTIAL CONTRIBUTOR AND FOUNDATION STATUS OF RECIPIENT</u>	<u>PURPOSE OF GRANT OR CONTRIBUTION</u>	<u>AMOUNT</u>
SI GOU 401 STASNEY STREET, APT 304 COLLEGE STATION, TX 77840	NONE	RESEARCH	45,000
ANA HUAMAN 1033 TUMLIN ST, APT C3 ATLANTA, GA 30318	NONE	RESEARCH	27,850.
ZEGBEH JALLAH 691 WASHINGTON RD. APT 304 PITTSBURGH, PA 15228	NONE	RESEARCH	3,000
GAURI JOSHI APT 17D-3 TANG HALL 550 MEMORIAL DRIVE CAMBRIDGE, MA 02139	NONE	RESEARCH	50,000
MOUREEN KEMEI 6530 EL COLEGIO ROAD, #3128 SANTA BARBARA, CA 93106	NONE	RESEARCH	44,520
RANJANI KULAWARDHANA 302 BALL STREET, APT J103 COLLEGE STATION, TX 77840	NONE	RESEARCH	16,650.

EOBM 990PF, PART XV - GRANTS AND CONTRIBUTIONS PAID DURING THE YEAR

ATTACHMENT 12 (CONT'D.)

<u>RECIPIENT NAME AND ADDRESS</u>	<u>RELATIONSHIP TO SUBSTANTIAL CONTRIBUTOR AND FOUNDATION STATUS OF RECIPIENT</u>	<u>PURPOSE OF GRANT OR CONTRIBUTION</u>	<u>AMOUNT</u>
SHAILAJA KUNDA 1522 ROSEMARY LANE APT C SOUTH BEND, IN 46637	NONE	RESEARCH	50,000
GAYATRI MARLIYANI 1215 E VISTA DEL CERRO DIRVE, APT 2121 TEMPE, AZ 85281	NONE	RESEARCH	50,000.
REHEMA MONKO 5151 HIGHLAND ROAD, APT 272 BATON ROUGE, LA 70808	NONE	RESEARCH	50,000
SREEJA NAG 550 MEMORIAL DRIVE, APT 15-D2 CAMBRIDGE, MA 02139	DISTANT FAMILY WORKING FOR SCHLUMBERGER	RESEARCH	50,000
JUDITH ODHIVMO UNIVERSITY OF WYOMING, 1000E, UNIVERSITY AVE UN DPT 3354, AG. BLDG. ROOM 50 LARAMIE, WY 82071	NONE	RESEARCH	38,880.
OLIHE OKORO 2901 SW 13TH STREET, APT 204 GAINESVILLE, FL 32608	NONE	RESEARCH	50,000.

FORM 990EF, PART XV - GRANTS AND CONTRIBUTIONS PAID DURING THE YEAR

ATTACHMENT 12 (CONT'D)

RECIPIENT NAME AND ADDRESS	RELATIONSHIP TO SUBSTANTIAL CONTRIBUTOR AND FOUNDATION STATUS OF RECIPIENT	PURPOSE OF GRANT OR CONTRIBUTION	AMOUNT
ANICIA PETERS 4301 LINCOLN SWING ST UNIT 20 AMES, IA 50014	NONE	RESEARCH	38,286
NIRAT RAY 385 MASSACHUSETTS AVENUE, APT 25 ARLINGTON, MA 02474	NONE	RESEARCH	49,700
ONJA RAZAFINDRATSIMA ECOLOGY AND EVOLUTIONARY BIOLOGY MS 170 RICE UNIVERSITY 6100 MAIN STREET HOUSTON, TX 77005	NONE	RESEARCH	48,600
MARIA RIAZ 3840 JACKSON STREET, APT K-21 RALEIGH, NC 27607	NONE	RESEARCH	17,000.
ARANGASSERY ROSEMARY BASTIAN 214 N 13TH STREET, APT 2 FRONT PHILADELPHIA, PA 19107	NONE	RESEARCH	14,500
SMRUTHI SURYAPRAKASH 7101 MQUEEN DRIVE DURHAM, NC 27705	NONE	RESEARCH	50,000

FORM 990-BE, PART XV - GRANTS AND CONTRIBUTIONS PAID DURING THE YEAR

ATTACHMENT 12 (CONT'D)

<u>RECIPIENT NAME AND ADDRESS</u>	<u>RELATIONSHIP TO SUBSTANTIAL CONTRIBUTOR AND FOUNDATION STATUS OF RECIPIENT</u>	<u>PURPOSE OF GRANT OR CONTRIBUTION</u>	<u>AMOUNT</u>
IGNACIE TUMUSHIME 3150 FINEATHER RD APT 812 BRAYN, TX 77801	NONE	RESEARCH	42,663
LINA MARIA VALENCIA 616W NORTH LOOP BLVD APT D AUSTIN, TX 78751	NONE	RESEARCH	46,000
SHUANG WANG 4601 BAYARD STREET, APT 301 PITTSBURGH, PA 15213	NONE	RESEARCH	46,000
ISHRAT BANO DEPARTMENT OF MATERIALS SCIENCE AND METALLURGY PEMBROKE STREET CB2 3QZ CAMBRIDGE UNITED KINGDOM	NONE	RESEARCH	40,000.
RONDROTIANA BARIMALALA RONDROTAIAN BARIMALALA EAS, GEORGIA INSTITUTE OF TECHNOLOGY 311 FERST DR. ATLANTA, GA 30332-0340	NONE	RESEARCH	30,000
RACHANA BHATTARAI 302 BALL ST. APT F207 COLLEGE STATION, TX 77840	NONE	RESEARCH	49,158

FORM 990FE, PART XV - GRANTS AND CONTRIBUTIONS PAID DURING THE YEAR

ATTACHMENT 12 (CONT'D)

<u>RECIPIENT NAME AND ADDRESS</u>	<u>RELATIONSHIP TO SUBSTANTIAL CONTRIBUTOR AND FOUNDATION STATUS OF RECIPIENT</u>	<u>PURPOSE OF GRANT OR CONTRIBUTION</u>	<u>AMOUNT</u>
USHASHI DADMAL 2601 HILLSBORO PIKE A3 NASHVILLE, TN 37203	NONE	RESEARCH.	48,250
ELENI DEGAGA 130K REMINGTON AVE SYRACUSE, NY 13210	NONE	RESEARCH.	34,500.
BIBI SEHNAZ BEGUM DURGAHEE BIOMEDICAL INFORMATICS 26 SOUTH 2000 EAST RM 5775 HSEB, CUBICLE #54 SALT LAKE CITY, UT 84112-5775	NONE	RESEARCH	37,400
RUIRUI HAN 1239 S DORSEY LANE APT#101 TEMPE, AZ 85281	NONE	RESEARCH	46,400
RAMYA KORLAKAI VINAYAK MC 136-93, MOORE BLD, DEPT. OF ELECTRICAL ENGINEERING, CALIFORNIA INSTITUTE OF TECH PASADENA, CA 91125	NONE	RESEARCH	48,000.
BOYU LI 1040 E DEL MAR BLVD 202B PASADENA, CA 91106	NONE	RESEARCH	50,000

FORM 990-E, PART XV - GRANTS AND CONTRIBUTIONS PAID DURING THE YEAR

ATTACHMENT 12 (CONT'D)

<u>RECIPIENT NAME AND ADDRESS</u>	<u>RELATIONSHIP TO SUBSTANTIAL CONTRIBUTOR AND FOUNDATION STATUS OF RECIPIENT</u>	<u>PURPOSE OF GRANT OR CONTRIBUTION</u>	<u>AMOUNT</u>
CHINYERE MBACHU TENNESSEE TECHNOLOGICAL UNIVERSITY DEPT OF CHEMICAL ENGINEERING 1020 STADIUM DRIVE, PO BOX5013 COOKEVILLE, TN 38505	NONE	RESEARCH.	47,700.
MONA MOHAMED 2256 CABANA CLUB COURT, APT 101 TAMPA, FL 33612	NONE	RESEARCH	28,000.
SIDROTUN NAIM 1 PEABODY TERRACE APT#21 CAMBRIDGE, MA 02318	NONE	RESEARCH	20,000
DEBALEENA NANDI CONDENSED MATTER PHYSICS CALTECH 149-33 PASADENA, CA 91125	NONE	RESEARCH	50,000
JAMIAT NANTENZA DEPT OF GEOGRAPHY MAKERERE UNIVERSI PO BOX 7062 KAMPALA UGANDA	NONE	RESEARCH.	16,500.
CAROL OVON 424 FILMORE ROAD PITTSBURGH, PA 15221	NONE	RESEARCH.	50,000

FORM 990-BE, PART XV - GRANTS AND CONTRIBUTIONS PAID DURING THE YEAR

ATTACHMENT 12 (CONT'D)

<u>RECIPIENT NAME AND ADDRESS</u>	<u>RELATIONSHIP TO SUBSTANTIAL CONTRIBUTOR AND FOUNDATION STATUS OF RECIPIENT</u>	<u>PURPOSE OF GRANT OR CONTRIBUTION</u>	<u>AMOUNT</u>
NOVALIA PISHESHA 70 PACIFIC STREET APT# 285A CAMBRIDGE, MA 02139	NONE	RESEARCH.	50,000
ESSMA REDOUANE-SALAH CITE 11 DECEMBER 60/61 N339 JEBEL 25000 JEBEL EL OUAHECH CONSTANTINE ALGERIA	NONE	RESEARCH.	40,000.
SOFIA RODRIGUEZ BRENES 2401 SPEEDWAY RM 106 PATTERSON BLDG. AUSTIN, TX 78705	NONE	RESEARCH	50,000
EVANGELINE RUKUNDO 625 E REDBUD DR, APT C35 STILLWATER, OK 74075	NONE	RESEARCH.	31,300
ULINA SHAKYA 951 E. 10TH STREET, APT# 36 TUCSON, AZ 85719	NONE	RESEARCH.	50,000
HAO VO 801 E 7TH STREET TUCSON, AZ 85719-5304	NONE	RESEARCH	36,000

FORM 990BF, PART XV - GRANTS AND CONTRIBUTIONS PAID DURING THE YEAR

ATTACHMENT 12 (CONT'D)

RECIPIENT NAME AND ADDRESS	RELATIONSHIP TO SUBSTANTIAL CONTRIBUTOR AND FOUNDATION STATUS OF RECIPIENT	PURPOSE OF GRANT OR CONTRIBUTION	AMOUNT
NANDITHA KRISHNAN 120 PLEASANT GROVE RD 1711 HASBROUCK APT CORNELL UNIVERSITY ITHACA, NY 14850	NONE	RESEARCH	47,238.
MONICA RAMIREZ CARVALHO 321 N TIOGA ST APT 3C ITHACA, NY 14850	NONE	RESEARCH	45,712

TOTAL CONTRIBUTIONS PAID 2,560,773

FORM 990FE, PART XV - CONTRIBUTIONS APPROVED FOR FUTURE PAYMENT

ATTACHMENT 13

<u>RECIPIENT NAME AND ADDRESS</u>	<u>RELATIONSHIP TO SUBSTANTIAL CONTRIBUTOR AND FOUNDATION STATUS OF RECIPIENT</u>	<u>PURPOSE OF GRANT OR CONTRIBUTION</u>	<u>AMOUNT</u>
VICTORIA ADETUNJI DEPARTMENT OF VETERINARY PUBLIC HEA 200284 UNIVERSITY OF IBADAN OYO STATE NIGERIA	NONE	RESEARCH	4,000
OLUFUNMILAYO (EUNICE) AJAYI DEPARTMENT OF ENTOMOLOGY AND PLANT PATHOLOGY 301 FUNCHESS HALL COLLEGE OF AGRICULTURE, AUBURN UNIVER AUBURN, AL 36849	NONE	RESEARCH	4,000.
ARTRITH NONGNUCH BLD 3 RM 137 DEPT OF MECHANICAL ENGINEERING MASSACHUSETTS INSTITUTE OF TECHNOLOGY 77 MASSA AVE CAMBRIDGE, MA 02139	NONE	RESEARCH	40,000.
CHINWE EKENNA 2301 EASTMARK DRIVE APT 240 COLLEGE STATION, TX 77840	NONE	RESEARCH	-3,960
FENGHONG FAN 5151 HIGHLAND RD, APT 250 BATON ROUGE, LA 70808	NONE	RESEARCH	1,400
NISHU KARNA 7332 TAVENNER LN ALEXANDRIA, VA 22306	NONE	RESEARCH	51,000

FORM 990FP, PART XV - CONTRIBUTIONS APPROVED FOR FUTURE PAYMENT

ATTACHMENT 13 (CONT'D)

<u>RECIPIENT NAME AND ADDRESS</u>	<u>RELATIONSHIP TO SUBSTANTIAL CONTRIBUTOR AND FOUNDATION STATUS OF RECIPIENT</u>	<u>PURPOSE OF GRANT OR CONTRIBUTION</u>	<u>AMOUNT</u>
RANJANI KULAWARDHANA 302 BALL STREET, APT J103 COLLEGE STATION, TX 77840	NONE	RESEARCH	-5,000
SIDROTUN NAIM 1 PEABODY TERRACE APT #21 CAMBRIDGE, MA 02318	NONE	RESEARCH	20,000
JAMIAT NANTEZA DEPT OF GEOGRAPHY MAKERERE UNIVERSI PO BOX 7062 KAMPALA UGANDA	NONE	RESEARCH	17,300
JUDITH ODHIAMBO UNIVERSITY OF WYOMING, 1000E, UNIVERSITY AVE UW DPT 3354, AG BLDG. ROOM 50 LARAMIE, WY 82071	NONE	RESEARCH	450
NANDHINI PONNUSWAMY ST JOHN'S COLLEGE CB2 1TP CAMBRIDGE UNITED KINGDOM	NONE	RESEARCH	40,000
BUSHRA ISLAM RANGS HALFIZ TOWER, FLAT: E-5, 65-66 SHIDHESHAWRI RD, SHIDHESHAWRI DHAKA-1217 BANGLADESH	NONE	RESEARCH	50,000

FORM 990PF, PART XV - CONTRIBUTIONS APPROVED FOR FUTURE PAYMENT

ATTACHMENT 13 (CONT'D)

RELATIONSHIP TO SUBSTANTIAL CONTRIBUTOR
AND
FOUNDATION STATUS OF RECIPIENT

<u>RECIPIENT NAME AND ADDRESS</u>	<u>PURPOSE OF GRANT OR CONTRIBUTION</u>	<u>AMOUNT</u>
ELOISE MARAIS 29 OXFORD STREET, RM 110J CAMBRIDGE, MA 02138	RESEARCH	50,000
IGNACIE TUMUSHIME THE PRESIDIO APT 3150 FINEATHER RD APT 812 BRAYN, TX 77801	RESEARCH	7,337
<u>TOTAL CONTRIBUTIONS APPROVED</u>		<u>57,337</u>

**SCHEDULE D
(Form 1041)**

Department of the Treasury
Internal Revenue Service

Capital Gains and Losses

▶ Attach to Form 1041, Form 5227, or Form 990-T.

▶ Use Form 8949 to list your transactions for lines 1b, 2, 3, 8b, 9 and 10.

▶ Information about Schedule D and its separate instructions is at www.irs.gov/form1041.

OMB No 1545-0092

2013

Name of estate or trust C/O BDO USA LLP SCHLUMBERGER FOUNDATION, INC.	Employer identification number 23-7033142
---	--

Note: Form 5227 filers need to complete **only** Parts I and II

Part I Short-Term Capital Gains and Losses - Assets Held One Year or Less

See instructions for how to figure the amounts to enter on the lines below This form may be easier to complete if you round off cents to whole dollars	(d) Proceeds (sales price)	(e) Cost (or other basis)	(g) Adjustments to gain or loss from Form(s) 8949, Part I, line 2, column (g)	(h) Gain or (loss) Subtract column (e) from column (d) and combine the result with column (g)
1a Totals for all short-term transactions reported on Form 1099-B for which basis was reported to the IRS and for which you have no adjustments (see instructions) However, if you choose to report all these transactions on Form 8949, leave this line blank and go to line 1b				
1b Totals for all transactions reported on Form(s) 8949 with Box A checked	9,555,637.	9,575,456.		-19,819.
2 Totals for all transactions reported on Form(s) 8949 with Box B checked				
3 Totals for all transactions reported on Form(s) 8949 with Box C checked				
4 Short-term capital gain or (loss) from Forms 4684, 6252, 6781, and 8824				4
5 Net short-term gain or (loss) from partnerships, S corporations, and other estates or trusts				5
6 Short-term capital loss carryover Enter the amount, if any, from line 9 of the 2012 Capital Loss Carryover Worksheet				6 ()
7 Net short-term capital gain or (loss). Combine lines 1a through 6 in column (h) Enter here and on line 17, column (3) on the back ▶				7 -19,819.

Part II Long-Term Capital Gains and Losses - Assets Held More Than One Year

See instructions for how to figure the amounts to enter on the lines below This form may be easier to complete if you round off cents to whole dollars	(d) Proceeds (sales price)	(e) Cost (or other basis)	(g) Adjustments to gain or loss from Form(s) 8949, Part II, line 2, column (g)	(h) Gain or (loss) Subtract column (e) from column (d) and combine the result with column (g)
8a Totals for all long-term transactions reported on Form 1099-B for which basis was reported to the IRS and for which you have no adjustments (see instructions) However, if you choose to report all these transactions on Form 8949, leave this line blank and go to line 8b				
8b Totals for all transactions reported on Form(s) 8949 with Box D checked	4,527,321.	4,382,938.		144,383.
9 Totals for all transactions reported on Form(s) 8949 with Box E checked				
10 Totals for all transactions reported on Form(s) 8949 with Box F checked				
11 Long-term capital gain or (loss) from Forms 2439, 4684, 6252, 6781, and 8824				11
12 Net long-term gain or (loss) from partnerships, S corporations, and other estates or trusts.				12
13 Capital gain distributions.				13
14 Gain from Form 4797, Part I.				14
15 Long-term capital loss carryover Enter the amount, if any, from line 14 of the 2012 Capital Loss Carryover Worksheet				15 ()
16 Net long-term capital gain or (loss). Combine lines 8a through 15 in column (h) Enter here and on line 18a, column (3) on the back ▶				16 144,383.

For Paperwork Reduction Act Notice, see the Instructions for Form 1041. Schedule D (Form 1041) 2013

Part III Summary of Parts I and II <i>Caution: Read the instructions before completing this part.</i>		(1) Beneficiaries' (see instr)	(2) Estate's or trust's	(3) Total
17	Net short-term gain or (loss)	17		-19,819.
18	Net long-term gain or (loss):			
a	Total for year	18a		144,383.
b	Unrecaptured section 1250 gain (see line 18 of the wrksh)	18b		
c	28% rate gain	18c		
19	Total net gain or (loss). Combine lines 17 and 18a. ▶	19		124,564.

Note: If line 19, column (3), is a net gain, enter the gain on Form 1041, line 4 (or Form 990-T, Part I, line 4a). If lines 18a and 19, column (2), are net gains, go to Part V, and do not complete Part IV. If line 19, column (3), is a net loss, complete Part IV and the **Capital Loss Carryover Worksheet**, as necessary.

Part IV Capital Loss Limitation

20	Enter here and enter as a (loss) on Form 1041, line 4 (or Form 990-T, Part I, line 4c, if a trust), the smaller of a The loss on line 19, column (3) or b \$3,000	20	()
----	--	----	-----

Note: If the loss on line 19, column (3), is more than \$3,000, or if Form 1041, page 1, line 22 (or Form 990-T, line 34), is a loss, complete the **Capital Loss Carryover Worksheet** in the instructions to figure your capital loss carryover.

Part V Tax Computation Using Maximum Capital Gains Rates

Form 1041 filers. Complete this part only if both lines 18a and 19 in column (2) are gains, or an amount is entered in Part I or Part II and there is an entry on Form 1041, line 2b(2), and Form 1041, line 22, is more than zero.

Caution: Skip this part and complete the **Schedule D Tax Worksheet** in the instructions if

- Either line 18b, col (2) or line 18c, col (2) is more than zero, or
- Both Form 1041, line 2b(1), and Form 4952, line 4g are more than zero

Form 990-T trusts. Complete this part only if both lines 18a and 19 are gains, or qualified dividends are included in income in Part I of Form 990-T, and Form 990-T, line 34, is more than zero. Skip this part and complete the **Schedule D Tax Worksheet** in the instructions if either line 18b, col (2) or line 18c, col (2) is more than zero.

21	Enter taxable income from Form 1041, line 22 (or Form 990-T, line 34).	21		
22	Enter the smaller of line 18a or 19 in column (2) but not less than zero.	22		
23	Enter the estate's or trust's qualified dividends from Form 1041, line 2b(2) (or enter the qualified dividends included in income in Part I of Form 990-T)	23		
24	Add lines 22 and 23	24		
25	If the estate or trust is filing Form 4952, enter the amount from line 4g, otherwise, enter -0- ▶	25		
26	Subtract line 25 from line 24. If zero or less, enter -0-	26		
27	Subtract line 26 from line 21. If zero or less, enter -0-	27		
28	Enter the smaller of the amount on line 21 or \$2,450	28		
29	Enter the smaller of the amount on line 27 or line 28	29		
30	Subtract line 29 from line 28. If zero or less, enter -0-. This amount is taxed at 0% ▶	30		
31	Enter the smaller of line 21 or line 26	31		
32	Subtract line 30 from line 26.	32		
33	Enter the smaller of line 21 or \$11,950	33		
34	Add lines 27 and 30	34		
35	Subtract line 34 from line 33. If zero or less, enter -0-	35		
36	Enter the smaller of line 32 or line 35	36		
37	Multiply line 36 by 15%. ▶	37		
38	Enter the amount from line 31	38		
39	Add lines 30 and 36	39		
40	Subtract line 39 from line 38. If zero or less, enter -0-	40		
41	Multiply line 40 by 20% ▶	41		
42	Figure the tax on the amount on line 27. Use the 2013 Tax Rate Schedule for Estates and Trusts (see the Schedule G instructions in the instructions for Form 1041)	42		
43	Add lines 37, 41, and 42	43		
44	Figure the tax on the amount on line 21. Use the 2013 Tax Rate Schedule for Estates and Trusts (see the Schedule G instructions in the instructions for Form 1041)	44		
45	Tax on all taxable income. Enter the smaller of line 43 or line 44 here and on Form 1041, Schedule G, line 1a (or Form 990-T, line 36) ▶	45		

Portfolio Statement

1 JAN -13 - 31-DEC 13

Account Number 203652
 Account Name SLA - FDTN - SCHLUMBERGER FDTN

◆ Realized Gain/Loss Summary

Page 33 of 37

	Transaction Amount	Cost	Market	Realized gain/loss Translation	Total
Principal Paydowns					
Fixed Income					
Government Mortgage Backed Securities					
United States - USD	1.41	- 1.39	0.02	0.00	0.02
Total government mortgage backed securities	1.41	- 1.39	0.02	0.00	0.02
Non-Government Backed C.M.O.s					
United States - USD	1.33	- 1.33	0.00	0.00	0.00
Total non-government backed c.m.o.s	1.33	- 1.33	0.00	0.00	0.00
Total fixed income	2.74	- 2.72	0.02	0.00	0.02
Total principal paydowns	2.74	- 2.72	0.02	0.00	0.02

Capital Changes

Equities

Common Stock

United States - USD	362.98	0.00	362.98	0.00	362.98
Total common stock	362.98	0.00	362.98	0.00	362.98
Total equities	362.98	0.00	362.98	0.00	362.98
Total capital changes	362.98	0.00	362.98	0.00	362.98
Total realized gain/loss	362.98	- 2.72	363.00	0.00	363.00

Portfolio Statement

1 JAN 13 - 31 DEC 13

Account number 2638522
FD TN - SCHLUMBERGER FDTN

Capital Change Detail

Page 24 of 37

Ex date	Original security description/Asset ID	Original cost	Change description	Payment Amount	Resulting Shares	Resulting cost	Realized gain/loss	Market Translation
---------	--	---------------	--------------------	----------------	------------------	----------------	--------------------	--------------------

Equities

United States

1 May 13	CARDINAL HLTH INC CUSIP 14149Y108	0.00	CARDINAL HEALTH INC (SEC) RECEIVED DISTRIBUTION FOR CLASS PERIOD 10/23/2000 TO 10/26/2004 CASH DISTRIBUTION 3 FILED ACCOUNT 2638522 SLA - FDTN - SCHLUMBERGER FDTN	0.88		0.00	0.88	0.00
----------	--------------------------------------	------	--	------	--	------	------	------

1 May 13	CARDINAL HLTH INC CUSIP 14149Y108	0.00	CARDINAL HEALTH INC RECEIVED DISTRIBUTION FOR CLASS PERIOD 10/23/2000 TO 10/26/2004 CASH DISTRIBUTION 3 FILED ACCOUNT 2638522 SLA - FDTN - SCHLUMBERGER FDTN	16.45		0.00	16.45	0.00
----------	--------------------------------------	------	--	-------	--	------	-------	------

25 Jun 13	#REORGTYCO INTL LTD REV SPLIT TO TYCO INTL LTD 2033035 EFF 6/29/07 CUSIP 902124106	0.00	TYCO INTL LTD (SEC FAIR FUND) RECEIVED DISTRIBUTION FOR CLASS PERIOD 11/28/1997 TO 03/13/2003 CASH DISTRIBUTION 1 FILED ACCOUNT 2608018 CLOSED ZZSLA - FDTN - ALLIANCEBERNST	133.86		0.00	133.86	0.00
-----------	--	------	--	--------	--	------	--------	------

25 Jun 13	#REORGTYCO INTL LTD REV SPLIT TO TYCO INTL LTD 2033035 EFF 6/29/07 CUSIP 902124106	0.00	TYCO INTL LTD (SEC FAIR FUND) RECEIVED DISTRIBUTION FOR CLASS PERIOD 11/28/1997 TO 03/13/2003 CASH DISTRIBUTION 1 FILED ACCOUNT 2638522 SLA - FDTN - SCHLUMBERGER FDTN	127.95		0.00	127.95	0.00
-----------	--	------	--	--------	--	------	--------	------

14 Nov 13	MCKESSON CORP CUSIP 58155Q103	0.00	MCKESSON HBO INC RECEIVED DISTRIBUTION FOR CLASS PERIOD 01/17/1997 TO 05/24/1998 CASH DISTRIBUTION 4 FILED ACCOUNT 2638522 SLA - FDTN - SCHLUMBERGER FDTN	83.84		0.00	83.84	0.00
-----------	----------------------------------	------	---	-------	--	------	-------	------

Total United States				362.98		0.00	362.98	0.00
----------------------------	--	--	--	---------------	--	-------------	---------------	-------------

Total Equities				362.98		0.00	362.98	0.00
-----------------------	--	--	--	---------------	--	-------------	---------------	-------------

Northern Trust

Generated by Northern Trust from reviewed periodic data on 27 Feb 14

Portfolio Statement

1 JAN 13 - 31 DEC 13

Account Name: SLA - FDTN - SCHLUMBERGER - FDTN
 Account Number: 2826872

◆ Capital Change Detail

Page 25 of 37

Ex date	Original security description/Asset ID	Original cost	Change description	Payment Amount	Resulting security description/Asset ID	Resulting cost	Realized gain/loss
Shares				Shares			Market Translation

Equities

United States

Total:		0.00		362.98		0.00	362.98
Total Payment Income				0.00		0.00	0.00



Statement Detail

SCHLUMBERGER GSAM: TAXABLE FI
Realized Gains and Losses

Period Ended December 31, 2013

YEAR TO DATE GAINS AND LOSSES

This information is for general guidance and should not be used for tax purposes. You should use only your official form 1099's or other tax records for tax reporting. This information is not, and should not be construed as tax accounting or legal advice. Please consult with your tax advisor regarding the tax consequences of your investment decisions. The cost basis and acquisition dates of securities that you acquired elsewhere and that were subsequently delivered into your Goldman Sachs account were provided by you or a third party and Goldman Sachs makes no representation as to the accuracy of such information.

	Date Acquired or Sold Short	Date Sold or Covered	Quantity	Sale Proceeds	Cost Basis	FX Gain (Loss)	Market Gain (Loss)	Total Gain (Loss)	Holding Period
U S TREASURY BOND 3.000000% 05/15/2042 MN OFF THE RUN	Jul 11 2012	Jan 08 2013	320,000.00	314,800.00	345,707.82 ³	0.00	(31,188.78)	(30,907.82)	ST
GS U.S. MORTGAGES FUND SEPARATE ACCOUNT INSTITUTIONAL SHARES	Jul 09 2012	Jan 24 2013	48,196.00	511,841.52	515,215.24	0.00	(3,373.72)	(3,373.72)	ST
GS U.S. MORTGAGES FUND SEPARATE ACCOUNT INSTITUTIONAL SHARES DISALLOWED LOSSES								90.50	
U S TREASURY NOTE 1.625000% 08/15/2022 FA OFF THE RUN	Sep 25 2012	Jan 24 2013	20,000.00	19,896.01	19,878.99	0.00	(182.98)	(182.98)	ST
U.S. TREASURY NOTE 1.625000% 11/15/2022 MN OFF THE RUN	Dec 14 2012	Jan 24 2013	190,000.00	186,251.19	188,642.56	0.00	(2,391.37)	(2,391.37)	ST
GS INVESTMENT GRADE CREDIT FUND SEPARATE ACCOUNT INSTITUTIONAL SHARES	Jul 09 2012	Jan 29 2013	106,691.00	1,033,835.79	1,047,705.62	0.00	(13,869.83)	(13,869.83)	ST
GS INVESTMENT GRADE CREDIT FUND SEPARATE ACCOUNT INSTITUTIONAL SHARES DISALLOWED LOSSES								7,276.21	
GS U.S. MORTGAGES FUND SEPARATE ACCOUNT INSTITUTIONAL SHARES	Jul 09 2012	Jan 29 2013	116,840.00	1,237,335.60	1,249,019.60	0.00	(11,684.00)	(11,684.00)	ST
GS U.S. MORTGAGES FUND SEPARATE ACCOUNT INSTITUTIONAL SHARES DISALLOWED LOSSES								38.08	
U S TREASURY BOND 2.750000% 11/15/2042 MN OFF THE RUN	Jan 08 2013	Jan 29 2013	330,000.00	302,567.43	306,900.00	0.00	(4,332.57)	(4,332.57)	ST
U S TREASURY NOTE 0.250000% 06/30/2014 JD ON THE RUN	Jul 13 2012	Jan 29 2013	520,000.00	520,201.98	519,920.49	0.00	280.89	280.89	ST
U.S. TREASURY NOTE 0.250000% 07/15/2015 JJ ON THE RUN	Oct 17 2012	Jan 29 2013	250,000.00	250,096.82	249,893.42	0.00	203.40	203.40	ST
	Jul 13 2012	Jan 30 2013	300,000.00	299,260.71	299,110.38	0.00	150.33	150.33	ST

³ Basis may have been increased by accruals of market discount and/or original issue discount or decreased by premium amortization. This increase or decrease of basis assumes the investor has elected to include market discount in income currently and/or amortize premium currently.



Statement Detail

SCHLUMBERGER GSAM: TAXABLE FI
Realized Gains and Losses (Continued)

Period Ended December 31, 2013

	Date Acquired or Sold Short	Date Sold or Covered	Quantity	Sale Proceeds	Cost Basis	FX Gain (Loss)	Market Gain (Loss)	Total Gain (Loss)	Holding Period
GS INVESTMENT GRADE CREDIT FUND SEPARATE ACCOUNT INSTITUTIONAL SHARES	Jul 09 2012	Feb 13 2013	1,562 00	15,088.92	15,338.84	0 00	(249.92)	(249.92)	ST
GS U.S. MORTGAGES FUND SEPARATE ACCOUNT INSTITUTIONAL SHARES	Jul 09 2012	Feb 13 2013	3,158 00	33,411.64	33,759.02	0 00	(347.38)	(347.38)	ST
GS INVESTMENT GRADE CREDIT FUND SEPARATE ACCOUNT INSTITUTIONAL SHARES	Jul 09 2012	Mar 08 2013	3,260 00	31,524.20	32,013.20	0 00	(489.00)	(489.00)	ST
GS INVESTMENT GRADE CREDIT FUND SEPARATE ACCOUNT INSTITUTIONAL SHARES								232.48	
GS INVESTMENT GRADE CREDIT FUND SEPARATE ACCOUNT INSTITUTIONAL SHARES								(489.00)	
GS INVESTMENT GRADE CREDIT FUND SEPARATE ACCOUNT INSTITUTIONAL SHARES								232.48	
DISALLOWED LOSSES									
GS U.S. MORTGAGES FUND SEPARATE ACCOUNT INSTITUTIONAL SHARES	Jul 09 2012	Mar 08 2013	3,826.00	40,479.08	40,899.94	0 00	(420.86)	(420.86)	ST
GS U.S. MORTGAGES FUND SEPARATE ACCOUNT INSTITUTIONAL SHARES								254.60	
DISALLOWED LOSSES									
GS INVESTMENT GRADE CREDIT FUND SEPARATE ACCOUNT INSTITUTIONAL SHARES	Jul 09 2012	Apr 25 2013	1,092.00	10,745.28	10,723.44	0.00	21.84	21.84	ST
GS U.S. MORTGAGES FUND SEPARATE ACCOUNT INSTITUTIONAL SHARES	Jul 09 2012	Apr 25 2013	968.00	10,309.20	10,347.92	0 00	(38.72)	(38.72)	ST
DISALLOWED LOSSES								11.95	
GS INVESTMENT GRADE CREDIT FUND SEPARATE ACCOUNT INSTITUTIONAL SHARES	Jul 09 2012	Apr 26 2013	14,874 00	146,806.38	146,062.68	0 00	743.70	743.70	ST
GS U.S. MORTGAGES FUND SEPARATE ACCOUNT INSTITUTIONAL SHARES	Jul 09 2012	Apr 26 2013	866 00	9,231.56	9,430.74	0 00	(199.18)	(199.18)	ST
GS U.S. MORTGAGES FUND SEPARATE ACCOUNT INSTITUTIONAL SHARES	Jul 09 2012	Apr 26 2013	630 50	6,721.13	6,752.66	0 00	(31.53)	(31.53)	ST
GS U.S. MORTGAGES FUND SEPARATE ACCOUNT INSTITUTIONAL SHARES	Jul 09 2012	Apr 26 2013	4,562.00	48,630.92	48,767.78	0 00	(136.86)	(136.86)	ST
GS U.S. MORTGAGES FUND SEPARATE ACCOUNT INSTITUTIONAL SHARES	Jul 16 2012	Apr 26 2013	662 41	7,061.32	7,061.32	0 00	0 00	0 00	ST
GS U.S. MORTGAGES FUND SEPARATE ACCOUNT INSTITUTIONAL SHARES	Jul 29 2012	Apr 26 2013	311.53	3,320.90	3,336.48	0 00	(15.58)	(15.58)	ST
GS U.S. MORTGAGES FUND SEPARATE ACCOUNT INSTITUTIONAL SHARES	Jul 31 2012	Apr 26 2013	426.31	4,544.45	4,574.30	0 00	(29.85)	(29.85)	ST
GS U.S. MORTGAGES FUND SEPARATE ACCOUNT INSTITUTIONAL SHARES	Aug 02 2012	Apr 26 2013	2,003 00	21,351.98	21,472.16	0 00	(120.18)	(120.18)	ST
GS U.S. MORTGAGES FUND SEPARATE ACCOUNT INSTITUTIONAL SHARES	Aug 08 2012	Apr 26 2013	380 76	4,058.91	4,077.94	0 00	(19.03)	(19.03)	ST
GS U.S. MORTGAGES FUND SEPARATE ACCOUNT INSTITUTIONAL SHARES	Aug 09 2012	Apr 26 2013	4,817 49	51,354.43	51,691.66	0 00	(337.23)	(337.23)	ST
U.S. TREASURY BOND 6.50% 11/15/2026	Aug 01 2012	Apr 26 2013	60,000 00	91,509.13	92,256.35 ³	0.00	(2,276.27)	(747.22)	ST
U.S. TREASURY NOTE 0.500000% 07/31/2017	Aug 10 2012	Apr 26 2013	110,000 00	109,806.27	108,973.42	0 00	832.85	832.85	ST
JJ ON THE RUN									

³ Basis may have been increased by accruals of market discount and/or original issue discount or decreased by premium amortization. This increase or decrease of basis assumes the investor has elected to include market discount in income currently and/or amortize premium currently.



Statement Detail

SCHLUMBERGER GSAM: TAXABLE FI
Realized Gains and Losses (Continued)

Period Ended December 31, 2013

	Date Acquired or Sold Short	Date Sold or Covered	Quantity	Sale Proceeds	Cost Basis	FX Gain (Loss)	Market Gain (Loss)	Total Gain (Loss)	Holding Period
U.S. TREASURY NOTE 0.625000% 09/30/2017 MS ON THE RUN	Oct 17 2012	Apr 26 2013	90,000.00	90,203.60	89,462.41	0.00	741.19	741.19	ST
U.S. TREASURY NOTE 0.250000% 09/15/2015 MS ON THE RUN	Sep 25 2012	Apr 30 2013	180,000.00	179,999.40	179,473.26	0.00	526.14	526.14	ST
U.S. TREASURY NOTE 0.875000% 07/31/2019 JJ ON THE RUN	Aug 01 2012	Apr 30 2013	120,000.00	119,516.70	118,903.60	0.00	613.10	613.10	ST
U.S. TREASURY NOTE 1.000000% 08/31/2019 FA ON THE RUN	Aug 10 2012	Apr 30 2013	30,000.00	29,879.18	29,551.29	0.00	327.89	327.89	ST
	Sep 25 2012	Apr 30 2013	60,000.00	60,253.19	59,672.12	0.00	581.07	581.07	ST
U.S. TREASURY NOTE 0.125000% 04/30/2015 AO ON THE RUN	Apr 30 2013	May 01 2013	100,000.00	99,851.23	99,828.46	0.00	22.77	22.77	ST
GS INVESTMENT GRADE CREDIT FUND SEPARATE ACCOUNT INSTITUTIONAL SHARES	Jul 09 2012	May 22 2013	3,568.00	34,716.64	35,037.76	0.00	(321.12)	(321.12)	ST
GS INVESTMENT GRADE CREDIT FUND SEPARATE ACCOUNT INSTITUTIONAL SHARES DISALLOWED LOSSES								321.12	
GS U.S. MORTGAGES FUND SEPARATE ACCOUNT INSTITUTIONAL SHARES	Jul 14 2012	May 22 2013	298.77	3,152.02	3,196.84	0.00	(44.82)	(44.82)	ST
	Aug 09 2012	May 22 2013	1,045.51	11,030.14	11,218.33	0.00	(188.19)	(188.19)	ST
	Aug 31 2012	May 22 2013	651.60	6,874.42	7,024.29	0.00	(149.87)	(149.87)	ST
	Sep 05 2012	May 22 2013	2,095.12	22,103.46	22,627.24	0.00	(523.78)	(523.78)	ST
GS U.S. MORTGAGES FUND SEPARATE ACCOUNT INSTITUTIONAL SHARES DISALLOWED LOSSES								44.82	
								188.19	
								149.87	
								523.78	
U.S. TREASURY NOTE 0.125000% 04/30/2015 AO ON THE RUN	Apr 30 2013	May 22 2013	170,000.00	169,600.99	169,708.38	0.00	(107.39)	(107.39)	ST
U.S. TREASURY NOTE 2.000000% 02/15/2023 FA OFF THE RUN	Apr 30 2013	May 22 2013	140,000.00	140,147.10	144,116.97 ³	0.00	(3,969.30)	(3,969.87)	ST
GS INVESTMENT GRADE CREDIT FUND SEPARATE ACCOUNT INSTITUTIONAL SHARES	Jul 09 2012	Jul 03 2013	953.00	8,891.49	9,358.46	0.00	(466.97)	(466.97)	ST

³ Basis may have been increased by accruals of market discount and/or original issue discount or decreased by premium amortization. This increase or decrease of basis assumes the investor has elected to include market discount in income currently and/or amortize premium currently.



Statement Detail

SCHLUMBERGER GSAM: TAXABLE FI
Realized Gains and Losses (Continued)

	Date Acquired or Sold Short	Date Sold or Covered	Quantity	Sale Proceeds	Cost Basis	FX Gain (Loss)	Market Gain (Loss)	Total Gain (Loss)	Holding Period
Period Ended December 31, 2013									
GS INVESTMENT GRADE CREDIT FUND SEPARATE ACCOUNT INSTITUTIONAL SHARES DISALLOWED LOSSES								466.97	
U.S. TREASURY NOTE 1.000000% 05/31/2018 MIN ON THE RUN	Jun 20 2013	Jul 15 2013	275,000.00	270,165.09	271,346.19 ³	0.00	(1,129.78)	(1,181.10)	ST
U.S. TREASURY NOTE 1.375000% 05/31/2020 MIN ON THE RUN	Jun 20 2013	Jul 15 2013	110,000.00	105,943.31	106,894.64 ³	0.00	(920.41)	(951.33)	ST
U.S. TREASURY NOTE 1.750000% 05/15/2023 MIN OFF THE RUN	Jun 25 2013	Jul 15 2013	20,000.00	18,601.48	18,551.90 ³	0.00	57.65	49.58	ST
GS INVESTMENT GRADE CREDIT FUND SEPARATE ACCOUNT INSTITUTIONAL SHARES	Jul 09 2012	Aug 06 2013	15,128.00	140,992.96	148,556.96	0.00	(7,564.00)	(7,564.00)	LT
GS INVESTMENT GRADE CREDIT FUND SEPARATE ACCOUNT INSTITUTIONAL SHARES DISALLOWED LOSSES								7,564.00	
GS U.S. MORTGAGES FUND SEPARATE ACCOUNT INSTITUTIONAL SHARES	Jul 23 2012	Aug 06 2013	278.25	2,879.93	2,960.62	0.00	(80.69)	(80.69)	LT
	Jul 26 2012	Aug 06 2013	20.52	212.34	218.29	0.00	(5.95)	(5.95)	LT
	Aug 21 2012	Aug 06 2013	1,045.51	10,821.04	11,155.60	0.00	(334.56)	(334.56)	ST
	Sep 05 2012	Aug 06 2013	15,073.72	156,013.00	162,796.17	0.00	(6,783.17)	(6,783.17)	ST
GS U.S. MORTGAGES FUND SEPARATE ACCOUNT INSTITUTIONAL SHARES DISALLOWED LOSSES								80.69	
								5.95	
								334.56	
								6,783.17	
U.S. TREASURY NOTE 0.500000% 06/15/2016 JD ON THE RUN	Jun 25 2013	Aug 12 2013	20,000.00	19,969.46	19,870.89 ³	0.00	104.55	98.57	ST
U.S. TREASURY BOND 2.875000% 05/15/2043 MIN OFF THE RUN	Jun 20 2013	Sep 18 2013	25,000.00	20,644.53	22,214.66 ³	0.00	(1,546.98)	(1,570.13)	ST
	Jul 15 2013	Sep 18 2013	10,000.00	8,257.81	8,658.87 ³	0.00	(393.01)	(401.06)	ST
	Aug 12 2013	Sep 18 2013	50,000.00	41,289.06	42,650.31 ³	0.00	(1,336.14)	(1,361.25)	ST
GS INVESTMENT GRADE CREDIT FUND SEPARATE ACCOUNT INSTITUTIONAL SHARES	Jul 09 2012	Oct 04 2013	9,893.00	92,202.76	97,149.26	0.00	(4,946.50)	(4,946.50)	LT
GS INVESTMENT GRADE CREDIT FUND SEPARATE ACCOUNT INSTITUTIONAL SHARES DISALLOWED LOSSES								562.29	
GS U.S. MORTGAGES FUND SEPARATE ACCOUNT INSTITUTIONAL SHARES	Jul 23 2012	Oct 04 2013	225.05	2,342.72	2,396.73	0.00	(54.01)	(54.01)	LT
	Aug 07 2012	Oct 04 2013	53.21	553.90	560.82	0.00	(6.92)	(6.92)	LT
	Aug 10 2012	Oct 04 2013	20.52	213.57	216.24	0.00	(2.67)	(2.67)	LT

³ Basis may have been increased by accruals of market discount and/or original issue discount or decreased by premium amortization. This increase or decrease of basis assumes the investor has elected to include market discount in income currently and/or amortize premium currently.



Statement Detail

SCHLUMBERGER GSAM: TAXABLE FI
Realized Gains and Losses (Continued)

Period Ended December 31, 2013

	Date Acquired or Sold/Short	Date Sold or Covered	Quantity	Sale Proceeds	Cost Basis	FX Gain (Loss)	Market Gain (Loss)	Total Gain (Loss)	Holding Period
GS U.S. MORTGAGES FUND SEPARATE ACCOUNT INSTITUTIONAL SHARES DISALLOWED LOSSES	Sep 05 2012	Oct 04 2013	9,444.23	98,314.43	101,997.68	0.00	(3,683.25)	(3,683.25)	LT
								54.01	
								6.92	
								2.67	
								171.17	
FFCB 5.125% 09/25/2016 FA	Nov 14 2011	Oct 21 2013	200,000.00	224,857.20	221,985.32 ³	0.00	(11,682.80)	2,871.88	LT
GS INVESTMENT GRADE CREDIT FUND SEPARATE ACCOUNT INSTITUTIONAL SHARES	Jul 09 2012	Oct 21 2013	36,583.00	343,514.37	359,245.06	0.00	(15,730.69)	(15,730.69)	LT
	Jul 09 2012	Oct 21 2013	669.16	6,283.37	6,798.62	0.00	(515.25)	(515.25)	LT
	Jul 09 2012	Oct 21 2013	5,710.77	53,624.11	56,022.64	0.00	(2,398.53)	(2,398.53)	LT
	Jul 09 2012	Oct 21 2013	1,927.82	18,102.27	18,911.95	0.00	(809.68)	(809.68)	LT
	Jul 09 2012	Oct 21 2013	38,601.25	362,465.76	381,766.39	0.00	(19,300.63)	(19,300.63)	LT
GS U.S. MORTGAGES FUND SEPARATE ACCOUNT INSTITUTIONAL SHARES	Jul 23 2012	Oct 21 2013	225.05	2,349.47	2,398.98	0.00	(49.51)	(49.51)	LT
	Aug 07 2012	Oct 21 2013	53.21	555.50	561.35	0.00	(5.85)	(5.85)	LT
	Aug 10 2012	Oct 21 2013	20.52	214.18	216.44	0.00	(2.26)	(2.26)	LT
	Sep 05 2012	Oct 21 2013	1,045.51	10,915.13	11,051.05	0.00	(135.92)	(135.92)	LT
	Sep 05 2012	Oct 21 2013	55,660.94	581,100.17	601,138.11	0.00	(20,037.94)	(20,037.94)	LT
	Sep 05 2012	Oct 21 2013	68.11	711.09	736.29	0.00	(25.20)	(25.20)	LT
	Sep 12 2012	Oct 21 2013	651.60	6,802.74	6,985.19	0.00	(182.45)	(182.45)	LT
	Sep 17 2012	Oct 21 2013	2,095.12	21,873.01	22,501.54	0.00	(628.53)	(628.53)	LT
	Sep 20 2012	Oct 21 2013	6,284.76	65,612.94	67,246.98	0.00	(1,634.04)	(1,634.04)	LT
	Sep 25 2012	Oct 21 2013	8,788.96	91,756.69	94,393.38	0.00	(2,636.69)	(2,636.69)	LT
	Sep 28 2012	Oct 21 2013	518.90	5,417.29	5,635.23	0.00	(217.94)	(217.94)	LT
	Oct 31 2012	Oct 21 2013	531.12	5,544.92	5,773.31	0.00	(228.39)	(228.39)	ST
	Nov 30 2012	Oct 21 2013	11,404.21	119,059.97	123,621.66	0.00	(4,561.69)	(4,561.69)	ST
U.S. TREASURY BOND 6.00% 02-15-2026	Jul 13 2012	Oct 21 2013	200,000.00	264,483.57	290,375.96 ³	0.00	(34,032.86)	(25,892.39)	LT
U.S. TREASURY NOTE 0.500000% 06/15/2016	Jun 25 2013	Oct 21 2013	200,000.00	199,952.46	198,798.03 ³	0.00	1,303.35	1,156.43	ST
JD ON THE RUN	Jul 15 2013	Oct 21 2013	120,000.00	119,971.48	119,569.15	0.00	402.33	402.33	ST

³ Basis may have been increased by accruals of market discount and/or original issue discount or decreased by premium amortization. This increase or decrease of basis assumes the investor has elected to include market discount in income currently and/or amortize premium currently.



SCHLUMBERGER GSAM: TAXABLE FI
Realized Gains and Losses (Continued)

Period Ended December 31, 2013

	Date Acquired or Sold Short	Date Sold or Covered	Quantity	Sale Proceeds	Cost Basis	FX Gain (Loss)	Market Gain (Loss)	Total Gain (Loss)	Holding Period
U.S. TREASURY NOTE 1 375000% 05/31/2020	Jun 20 2013	Oct 21 2013	170,000.00	164,407.91	165,388.11 ³	0.00	(745.11)	(980.70)	ST
MIN ON THE RUN	Jun 20 2013	Oct 24 2013	10,000.00	9,731.21	9,729.05 ³	0.00	16.33	2.16	ST
GS INVESTMENT GRADE CREDIT FUND	Jul 09 2012	Nov 07 2013	8,803.00	82,660.17	87,061.67	0.00	(4,401.50)	(4,401.50)	LT
SEPARATE ACCOUNT INSTITUTIONAL SHARES									
GS INVESTMENT GRADE CREDIT FUND									
SEPARATE ACCOUNT INSTITUTIONAL SHARES									
DISALLOWED LOSSES								238.58	
GS U.S. MORTGAGES FUND SEPARATE	Oct 02 2012	Nov 07 2013	370.80	3,874.82	4,023.14	0.00	(148.32)	(148.32)	LT
ACCOUNT INSTITUTIONAL SHARES	Nov 30 2012	Nov 07 2013	9,009.20	94,146.18	97,659.77	0.00	(3,513.59)	(3,513.59)	ST
GS U.S. MORTGAGES FUND SEPARATE									
ACCOUNT INSTITUTIONAL SHARES									
DISALLOWED LOSSES								105.45	
U.S. TREASURY BOND 6.00% 02-15-2026	Jul 13 2012	Nov 07 2013	55,000.00	72,694.31	79,770.36 ³	0.00	(9,397.71)	(7,076.05)	LT
U.S. TREASURY NOTE 0.125000% 04/30/2015	Jul 16 2013	Nov 29 2013	10,000.00	9,990.20	9,975.08 ³	0.00	21.81	15.12	ST
AO ON THE RUN									
U.S. TREASURY NOTE 0.250000% 05/31/2015	Jul 16 2013	Nov 29 2013	10,000.00	10,006.22	9,988.71	0.00	17.51	17.51	ST
MIN ON THE RUN									
U.S. TREASURY NOTE 0.500000% 06/15/2016	Jul 15 2013	Nov 29 2013	20,000.00	20,046.81	19,928.19	0.00	118.62	118.62	ST
JD ON THE RUN									
U.S. TREASURY NOTE 1.375000% 05/31/2020	Jun 20 2013	Nov 29 2013	10,000.00	9,647.62	9,733.32 ³	0.00	(67.26)	(85.70)	ST
MIN ON THE RUN									
U.S. TREASURY BOND 3 625000% 08/15/2043	Sep 18 2013	Dec 02 2013	20,000.00	19,159.30	19,250.00	0.00	(90.70)	(90.70)	ST
FA OFF THE RUN									
U.S. TREASURY BOND 6 125% 11-15-2027	Jun 25 2013	Dec 02 2013	20,000.00	26,425.70	26,960.74 ³	0.00	(707.97)	(535.04)	ST
GS U.S. MORTGAGES FUND SEPARATE	Oct 17 2012	Dec 03 2013	26.00	270.40	291.58	0.00	(11.18)	(11.18)	LT
ACCOUNT INSTITUTIONAL SHARES	Oct 24 2012	Dec 03 2013	237.63	2,471.30	2,571.10	0.00	(99.80)	(99.80)	LT
DISALLOWED LOSSES	Nov 30 2012	Dec 03 2013	15,049.38	156,513.50	163,135.23	0.00	(6,621.73)	(6,621.73)	LT
GS U.S. MORTGAGES FUND SEPARATE									
ACCOUNT INSTITUTIONAL SHARES									
DISALLOWED LOSSES								11.18	
U.S. TREASURY NOTE 1 750000% 10/31/2020	Dec 02 2013	Dec 06 2013	20,000.00	19,452.26	19,499.71 ³	0.00	(46.26)	(47.45)	ST
AO ON THE RUN									
U.S. TREASURY NOTE 2 750000% 11/15/2023	Nov 29 2013	Dec 06 2013	40,000.00	39,676.40	39,990.79	0.00	(314.39)	(314.39)	ST
MIN OFF THE RUN	Dec 02 2013	Dec 06 2013	20,000.00	19,838.20	19,909.46	0.00	(71.26)	(71.26)	ST
DISALLOWED LOSSES	Dec 03 2013	Dec 06 2013	30,000.00	29,757.30	29,938.01	0.00	(180.71)	(180.71)	ST

³ Basis may have been increased by accruals of market discount and/or original issue discount and/or premium amortization. This increase or decrease of basis assumes the investor has elected to include market discount, in income currently and/or amortize premium currently.



SCHLUMBERGER GSAM: TAXABLE FI
Realized Gains and Losses (Continued)

	Period Ended December 31, 2013				
	Sale Proceeds	Cost Basis	FX Gain (Loss)	Market Gain (Loss)	Total Gain (Loss)
SHORT TERM GAINS	2,331,950.78	2,325,045.29	0.00	7,087.32	6,905.49
SHORT TERM LOSSES	5,534,629.85	5,633,518.41	0.00	(100,501.66)	(98,888.56)
SHORT TERM DISALLOWED LOSSES					16,716.30
NET SHORT TERM GAINS (LOSSES)	7,866,580.63	7,958,563.70	0.00	(93,414.34)	(75,266.77)
LONG TERM GAINS	224,857.20	221,985.32	0.00	(11,682.80)	2,871.88
LONG TERM LOSSES	2,491,978.77	2,616,884.84	0.00	(135,368.20)	(124,906.07)
LONG TERM DISALLOWED LOSSES					8,893.72
NET LONG TERM GAINS (LOSSES)	2,716,835.97	2,838,870.16	0.00	(147,051.00)	(113,140.47)



SCHLUMBERGER FOUNDATION SHAPIRO

Realized Gains and Losses

Period Ended December 31, 2013

YEAR TO DATE GAINS AND LOSSES

This information is for general guidance and should not be used for tax purposes. You should use only your official form 1099's or other tax records for tax reporting. This information is not, and should not be construed as tax, accounting or legal advice. Please consult with your tax advisor regarding the tax consequences of your investment decisions. The cost basis and acquisition dates of securities that you acquired elsewhere and that were subsequently delivered into your Goldman Sachs account were provided by you or a third party and Goldman Sachs makes no representation as to the accuracy of such information.

	Date Acquired or Sold Short	Date Sold or Covered	Quantity	Sale Proceeds	Cost Basis	FX Gain (Loss)	Market Gain (Loss)	Total Gain (Loss)	Holding Period
VERIFONE SYSTEMS INC CMN	Feb 06 2013	Feb 21 2013	50.00	926.94	2,494.02	0.00	(1,567.08)	(1,567.08)	ST
	Feb 06 2013	Feb 21 2013	100.00	1,853.87	5,126.35	0.00	(3,272.48)	(3,272.48)	ST
	Feb 06 2013	Feb 21 2013	100.00	1,853.87	4,961.79	0.00	(3,107.92)	(3,107.92)	ST
	Feb 06 2013	Feb 21 2013	100.00	1,853.88	3,485.63	0.00	(1,631.75)	(1,631.75)	ST
	Feb 06 2013	Feb 21 2013	300.00	5,423.57	10,456.89	0.00	(5,033.32)	(5,033.32)	ST
								4,194.43	
VERIFONE SYSTEMS INC CMN DISALLOWED LOSSES									
TIDEWATER INC CMN	Feb 06 2013	Mar 20 2013	200.00	9,744.32	9,624.30	0.00	120.02	120.02	ST
	Feb 06 2013	Apr 03 2013	100.00	4,937.69	4,812.15	0.00	125.54	125.54	ST
	Feb 06 2013	Apr 11 2013	100.00	5,205.88	4,812.15	0.00	393.73	393.73	ST
GENERAL MOTORS COMPANY CMN	Feb 06 2013	Apr 15 2013	100.00	2,894.10	2,835.47	0.00	58.63	58.63	ST
	Feb 06 2013	Apr 26 2013	100.00	3,020.42	2,835.47	0.00	184.95	184.95	ST
	Feb 06 2013	Apr 30 2013	100.00	3,078.52	2,835.47	0.00	243.05	243.05	ST
	Feb 06 2013	Apr 30 2013	50.00	2,616.45	2,406.08	0.00	210.37	210.37	ST
	Feb 06 2013	May 02 2013	50.00	2,678.43	2,406.08	0.00	272.35	272.35	ST
	Feb 06 2013	May 20 2013	100.00	5,732.60	4,812.15	0.00	920.45	920.45	ST
	Feb 06 2013	May 21 2013	100.00	3,501.41	2,748.93	0.00	752.48	752.48	ST
	Feb 06 2013	May 22 2013	100.00	8,893.76	7,475.74	0.00	1,418.02	1,418.02	ST
LENDER PROCESSING SERVICES, IN CMN	Mar 07 2013	May 23 2013	200.00	6,554.28	4,947.08	0.00	1,607.20	1,607.20	ST
	Mar 07 2013	May 28 2013	200.00	6,704.16	4,947.08	0.00	1,757.08	1,757.08	ST
	Mar 07 2013	May 29 2013	100.00	3,313.77	2,473.54	0.00	840.23	840.23	ST
	Feb 06 2013	Jun 05 2013	100.00	6,828.25	6,894.58	0.00	(33.67)	(33.67)	ST
LENDER PROCESSING SERVICES, IN CMN	Mar 08 2013	Jun 05 2013	300.00	9,909.15	7,467.15	0.00	2,442.00	2,442.00	ST
TIDEWATER INC CMN	Feb 06 2013	Jun 12 2013	100.00	5,608.81	4,812.15	0.00	796.66	796.66	ST
	Feb 06 2013	Jul 09 2013	100.00	5,803.85	4,812.15	0.00	991.70	991.70	ST
JOHNSON & JOHNSON CMN	Feb 06 2013	Jul 24 2013	100.00	9,213.25	7,475.74	0.00	1,737.51	1,737.51	ST
TIDEWATER INC CMN	Feb 07 2013	Aug 01 2013	100.00	6,019.00	4,874.92	0.00	1,144.08	1,144.08	ST
JOHNSON & JOHNSON CMN	Feb 06 2013	Aug 08 2013	100.00	9,298.79	7,475.74	0.00	1,823.05	1,823.05	ST
	Feb 06 2013	Aug 13 2013	100.00	9,234.05	7,475.74	0.00	1,758.31	1,758.31	ST
	Feb 11 2013	Aug 13 2013	100.00	9,234.05	7,544.88	0.00	1,689.17	1,689.17	ST



SCHLUMBERGER FOUNDATION SHAPIRO
Realized Gains and Losses (Continued)

Period Ended December 31, 2013

	Date Acquired or Sold Short	Date Sold or Covered	Quantity	Sale Proceeds	Cost Basis	FX Gain (Loss)	Market Gain (Loss)	Total Gain (Loss)	Holding Period
BAXTER INTERNATIONAL INC CMN	Feb 06 2013	Aug 15 2013	50.00	3,630.98	3,447.29	0.00	183.69	183.69	ST
	Feb 06 2013	Aug 15 2013	50.00	3,604.05	3,447.29	0.00	156.76	156.76	ST
	Feb 06 2013	Aug 26 2013	100.00	7,206.31	6,894.58	0.00	311.73	311.73	ST
	Feb 06 2013	Aug 27 2013	100.00	7,066.16	6,894.58	0.00	171.58	171.58	ST
	Feb 07 2013	Aug 28 2013	100.00	7,065.20	6,861.86	0.00	203.34	203.34	ST
	Feb 07 2013	Aug 29 2013	100.00	7,016.00	6,861.86	0.00	154.14	154.14	ST
	Mar 14 2013	Sep 30 2013	0.29	10.52	0.00	0.00	10.52	10.52	ST
	Feb 06 2013	Oct 02 2013	200.00	3,201.10	2,181.48	0.00	1,019.62	1,019.62	ST
LEIDOS HLDGS INC CMN	Mar 14 2013	Oct 03 2013	0.50	23.11	0.00	0.00	23.11	ST	
EXELIS INC CMN	Feb 06 2013	Oct 22 2013	100.00	1,607.83	1,090.74	0.00	517.09	517.09	ST
LIVE NATION ENTERTAINMENT INC CMN BILL BARRETT CORPORATION CMN	Feb 06 2013	Oct 23 2013	200.00	3,839.09	2,058.00	0.00	1,781.09	1,781.09	ST
	Feb 06 2013	Oct 28 2013	100.00	2,788.95	1,588.31	0.00	1,190.64	1,190.64	ST
	Feb 06 2013	Oct 29 2013	200.00	5,768.99	3,196.62	0.00	2,572.37	2,572.37	ST
	Feb 06 2013	Oct 31 2013	100.00	2,797.86	1,588.31	0.00	1,199.55	1,199.55	ST
	Feb 06 2013	Nov 01 2013	100.00	3,011.49	1,588.31	0.00	1,413.18	1,413.18	ST
	Feb 06 2013	Nov 04 2013	100.00	3,028.58	1,588.31	0.00	1,430.27	1,430.27	ST
	Feb 06 2013	Nov 04 2013	200.00	6,066.57	3,196.62	0.00	2,869.95	2,869.95	ST
	Feb 06 2013	Nov 05 2013	100.00	2,995.26	1,588.31	0.00	1,396.95	1,396.95	ST
	Feb 06 2013	Nov 06 2013	200.00	5,858.69	3,196.62	0.00	2,662.07	2,662.07	ST
	EXELIS INC CMN	Feb 06 2013	Nov 07 2013	400.00	6,631.08	4,362.96	0.00	2,268.12	2,268.12
BILL BARRETT CORPORATION CMN	Feb 06 2013	Nov 08 2013	200.00	5,676.22	3,196.62	0.00	2,479.60	2,479.60	ST
	Feb 06 2013	Nov 11 2013	200.00	5,759.29	3,196.62	0.00	2,562.67	2,562.67	ST
	Feb 06 2013	Nov 13 2013	100.00	2,860.56	1,588.31	0.00	1,262.25	1,262.25	ST
	Feb 11 2013	Nov 14 2013	100.00	2,858.86	1,725.00	0.00	1,133.86	1,133.86	ST
	Feb 11 2013	Nov 15 2013	200.00	5,688.98	3,450.00	0.00	2,238.98	2,238.98	ST
	Feb 11 2013	Nov 19 2013	100.00	2,703.54	1,725.00	0.00	978.54	978.54	ST
	Feb 11 2013	Nov 20 2013	200.00	5,374.00	3,450.00	0.00	1,924.00	1,924.00	ST
	EXELIS INC CMN	Feb 06 2013	Dec 06 2013	100.00	1,728.74	1,090.74	0.00	638.00	638.00
MALLINKRODT PUBLIC LIMITED CO CMN SCIENCE APPLICATIONS INTL CORP CMN	Oct 22 2013	Dec 09 2013	100.00	5,280.06	4,283.35	0.00	1,016.71	1,016.71	ST
	Mar 14 2013	Dec 10 2013	71.00	2,438.29	1,930.18	0.00	508.11	508.11	ST



Statement Detail

SCHLUMBERGER FOUNDATION SHAPIRO
Realized Gains and Losses (Continued)

Period Ended December 31, 2013

Date Acquired or Sold Short	Date Sold or Covered	Quantity	Sale Proceeds	Cost Basis	FX Gain (Loss)	Market Gain (Loss)	Total Gain (Loss)	Holding Period
Mar 15 2013	Dec 10 2013	29.00	995.92	777.93	0.00	217.99	217.99	ST
Mar 18 2013	Dec 11 2013	50.00	1,780.00	1,377.64	0.00	402.36	402.36	ST
Mar 20 2013	Dec 11 2013	29.00	1,032.40	800.84	0.00	231.56	231.56	ST
Mar 21 2013	Dec 11 2013	21.00	747.60	579.14	0.00	168.46	168.46	ST
Mar 21 2013	Dec 16 2013	8.00	256.72	220.63	0.00	36.09	36.09	ST
Apr 04 2013	Dec 16 2013	7.00	224.63	212.83	0.00	11.80	11.80	ST
Apr 22 2013	Dec 16 2013	14.00	449.24	443.50	0.00	5.74	5.74	ST
May 09 2013	Dec 16 2013	29.00	930.58	943.64	0.00	(13.06)	(13.06)	ST
Jun 05 2013	Dec 16 2013	42.00	1,347.73	1,354.65	0.00	(6.92)	(6.92)	ST
EXELIS INC CMN	Dec 17 2013	200.00	3,697.25	2,181.48	0.00	1,515.77	1,515.77	ST
MALLINCKRODT PUBLIC LIMITED CO CMN	Dec 18 2013	100.00	5,090.26	4,337.69	0.00	752.57	752.57	ST
SCIENCE APPLICATIONS INTL CORP CMN	Dec 18 2013	1.00	31.42	32.25	0.00	(0.83)	(0.83)	ST
	Dec 18 2013	43.00	1,351.45	1,411.22	0.00	(59.77)	(59.77)	ST
	Dec 18 2013	43.00	1,351.45	1,270.59	0.00	80.86	80.86	ST
	Dec 18 2013	13.00	408.58	395.31	0.00	13.27	13.27	ST
	Dec 19 2013	51.00	1,578.21	1,550.84	0.00	27.37	27.37	ST
	Dec 19 2013	14.00	433.24	443.82	0.00	(10.58)	(10.58)	ST
	Dec 19 2013	28.00	866.47	882.39	0.00	(15.92)	(15.92)	ST
	Dec 19 2013	7.00	216.62	218.17	0.00	(1.55)	(1.55)	ST
EXELIS INC CMN	Dec 20 2013	200.00	3,759.19	2,181.48	0.00	1,577.71	1,577.71	ST
MALLINCKRODT PUBLIC LIMITED CO CMN	Dec 20 2013	100.00	5,224.16	4,381.13	0.00	843.03	843.03	ST
SCIENCE APPLICATIONS INTL CORP CMN	Dec 23 2013	36.00	1,148.26	1,121.99	0.00	26.27	26.27	ST
	Dec 23 2013	14.00	446.55	464.78	0.00	(18.23)	(18.23)	ST
	Dec 23 2013	50.00	1,594.80	1,583.10	0.00	11.70	11.70	ST
EXELIS INC CMN	Dec 24 2013	100.00	1,895.43	1,090.74	0.00	804.69	804.69	ST
SCIENCE APPLICATIONS INTL CORP CMN	Dec 24 2013	21.00	659.48	664.90	0.00	(5.42)	(5.42)	ST
	Dec 24 2013	29.00	910.72	907.76	0.00	2.96	2.96	ST
	Dec 24 2013	14.00	439.65	500.23	0.00	(60.58)	(60.58)	ST
EXELIS INC CMN	Dec 26 2013	200.00	3,840.87	2,181.48	0.00	1,659.39	1,659.39	ST
	Dec 27 2013	200.00	3,783.97	2,181.48	0.00	1,602.49	1,602.49	ST
MALLINCKRODT PUBLIC LIMITED CO CMN	Dec 30 2013	100.00	5,204.96	4,449.26	0.00	755.70	755.70	ST
SHORT TERM GAINS			Sale Proceeds	Cost Basis	FX Gain (Loss)	Market Gain (Loss)	Total Gain (Loss)	
			308,685.97	240,339.45	0.00	68,346.52	68,346.52	



SCHLUMBERGER FOUNDATION SHAPIRO

Realized Gains and Losses (Continued)

	Period Ended December 31, 2013				
	Sale Proceeds	Cost Basis	FX Gain (Loss)	Market Gain (Loss)	Total Gain (Loss)
SHORT TERM LOSSES	18,635.32	33,440.73	0.00	(14,805.41)	(14,805.41)
SHORT TERM DISALLOWED LOSSES					4,194.43
NET SHORT TERM GAINS (LOSSES)	327,321.29	273,780.18	0.00	53,541.11	57,735.54



Statement Detail
SCHLUMBERGER INVESCO: NON-US EQ
 Realized Gains and Losses

Period Ended December 31, 2013

YEAR TO DATE GAINS AND LOSSES

This information is for general guidance and should not be used for tax purposes. You should use only your official form 1099's or other tax records for tax reporting. This information is not, and should not be construed as tax accounting or legal advice. Please consult with your tax advisor regarding the tax consequences of your investment decisions. The cost basis and acquisition dates of securities that you acquired elsewhere and that were subsequently delivered into your Goldman Sachs account were provided by you or a third party and Goldman Sachs makes no representation as to the accuracy of such information.

	Date Acquired or Sold Short	Date Sold or Covered	Quantity	Sale Proceeds	Cost Basis	FX Gain (Loss)	Market Gain (Loss)	Total Gain (Loss)	Holding Period
CAP GEMINI ADR CMN	Sep 22 2011	Jan 09 2013	15.00	325.27	244.20	0.00	81.07	81.07	LT
	Oct 11 2011	Jan 09 2013	11.00	238.53	201.72	0.00	36.81	36.81	LT
	Oct 24 2011	Jan 09 2013	37.00	802.34	714.10	0.00	88.24	88.24	LT
	Nov 22 2011	Jan 09 2013	10.00	216.85	170.88	0.00	45.97	45.97	LT
VOLKSWAGEN AG, WOLFSBURG SPONSORED	Sep 22 2011	Jan 10 2013	22.00	1,000.99	619.74	0.00	381.25	381.25	LT
ADR PFD USD0 6813	Oct 07 2011	Jan 10 2013	4.00	182.00	108.24	0.00	73.76	73.76	LT
	Oct 10 2011	Jan 10 2013	9.00	409.50	253.67	0.00	155.83	155.83	LT
	Nov 22 2011	Jan 10 2013	3.00	136.50	95.01	0.00	41.49	41.49	LT
CAP GEMINI ADR CMN	Nov 22 2011	Jan 18 2013	28.00	645.94	478.47	0.00	167.47	167.47	LT
	Jan 20 2012	Jan 18 2013	52.00	1,199.60	933.40	0.00	266.20	266.20	ST
FOMENTO ECONOMICO MEXICANO SAB DE CV	Nov 22 2011	Jan 22 2013	7.00	756.68	439.89	0.00	316.79	316.79	LT
NEW SPONS ADR REPOSTG UNIT 1 SER B SH	Dec 22 2011	Jan 22 2013	3.00	324.29	205.47	0.00	118.82	118.82	LT
FOMENTO ECONOMICO MEXICANO	Dec 22 2011	Feb 05 2013	7.00	254.11	308.00	0.00	(53.89)	(53.89)	LT
CANON INC ADR SPONSORED ADR CMN	Jan 20 2012	Feb 05 2013	26.00	943.83	1,156.50	0.00	(212.67)	(212.67)	LT
	Feb 22 2012	Feb 05 2013	7.00	254.11	311.71	0.00	(57.60)	(57.60)	ST
AMERICA MOVIL SAB DE CV SPONSORED ADR	Sep 22 2011	Feb 19 2013	23.00	524.68	491.28	0.00	33.40	33.40	LT
CMN SERIES L	Oct 24 2011	Feb 19 2013	33.00	752.81	796.62	0.00	(43.81)	(43.81)	LT
	Nov 22 2011	Feb 19 2013	36.00	821.24	829.38	0.00	(8.14)	(8.14)	LT
	Dec 22 2011	Feb 19 2013	34.00	775.62	769.08	0.00	6.54	6.54	LT
	Jan 20 2012	Feb 19 2013	34.00	775.62	791.86	0.00	(16.24)	(16.24)	LT
	Apr 05 2012	Feb 19 2013	2.00	45.62	47.80	0.00	(2.18)	(2.18)	ST
AMERICA MOVIL SAB DE CV SPONSORED ADR	Sep 22 2011	Feb 20 2013	43.00	1,279.44	828.61	0.00	450.83	450.83	LT
CMN SERIES L DISALLOWED LOSSES	Oct 24 2011	Feb 20 2013	8.00	238.04	177.68	0.00	60.36	60.36	LT
L'OREAL CO (ADR) ADR CMN	Sep 22 2011	Feb 20 2013	6.00	326.02	262.62	0.00	63.40	63.40	LT
SMITH & NEPHEW PLC ADR CMN	Oct 24 2011	Feb 21 2013	13.00	376.21	288.73	0.00	87.48	87.48	LT
L'OREAL CO (ADR) ADR CMN									LT



Statement Detail

SCHLUMBERGER INVECO: NON-US EQ
Realized Gains and Losses (Continued)

Period Ended December 31, 2013

Date Acquired or Sold Short	Date Sold or Covered	Quantity	Sale Proceeds	Cost Basis	FX Gain (Loss)	Market Gain (Loss)	Total Gain (Loss)	Holding Period
Nov 22 2011	Feb 21 2013	23 00	665 60	475 18	0 00	190 42	190 42	LT
Dec 22 2011	Feb 21 2013	21 00	607 72	429 66	0 00	178 06	178 06	LT
Sep 22 2011	Feb 21 2013	15 00	800 73	656 55	0 00	144 18	144 18	LT
Oct 24 2011	Feb 21 2013	11 00	587 21	514 58	0 00	72 63	72 63	LT
Nov 22 2011	Feb 21 2013	5 00	266 91	221 89	0 00	45 02	45 02	LT
Nov 22 2011	Feb 26 2013	14 00	600 72	443 38	0 00	157 34	157 34	LT
Nov 22 2011	Feb 27 2013	19 00	823 73	601 73	0 00	222 00	222 00	LT
Dec 22 2011	Feb 27 2013	19 00	823 73	589 57	0 00	234 16	234 16	LT
Jan 20 2012	Feb 27 2013	18 00	780 37	628 20	0 00	152 17	152 17	LT
Apr 30 2012	Feb 27 2013	5 00	216 77	190 81	0 00	25 96	25 96	ST
Sep 22 2011	Mar 04 2013	25 00	660 87	453 52	0 00	207 35	207 35	LT
Sep 22 2011	Mar 05 2013	15 00	396 45	272 11	0 00	124 34	124 34	LT
Oct 24 2011	Mar 05 2013	20 00	528 61	356 62	0 00	171 99	171 99	LT
Nov 22 2011	Mar 05 2013	22 00	581 47	357 70	0 00	223 77	223 77	LT
Dec 22 2011	Mar 05 2013	3 00	79 29	49 35	0 00	29 94	29 94	LT
Dec 22 2011	Mar 06 2013	3 00	78 97	49 35	0 00	29 62	29 62	LT
Dec 22 2011	Mar 07 2013	7 00	184 34	115 16	0 00	69 18	69 18	LT
Dec 22 2011	Mar 07 2013	8 00	208 94	131 61	0 00	77 33	77 33	LT
Jan 20 2012	Mar 07 2013	20 00	526 67	373 22	0 00	153 45	153 45	LT
Jan 31 2013	Mar 07 2013	14 00	368 67	364 70	0 00	3 97	3 97	ST
May 17 2012	Mar 07 2013	46 00	807 31	835 59	0 00	(28 28)	(28 28)	ST
May 18 2012	Mar 07 2013	45 00	789 76	813 65	0 00	(23 89)	(23 89)	ST
May 21 2012	Mar 07 2013	33 00	579 16	602 04	0 00	(22 88)	(22 88)	ST
May 22 2012	Mar 07 2013	30 00	526 51	545 32	0 00	(18 81)	(18 81)	ST
Jan 31 2013	Mar 07 2013	6 00	105 30	113 94	0 00	(8 64)	(8 64)	ST
Jan 31 2013	Mar 08 2013	77 00	2,036 46	2,005 85	0 00	30 61	30 61	ST
Jan 31 2013	Mar 11 2013	52 00	1,357 62	1,354 60	0 00	3 02	3 02	ST
Sep 26 2011	Mar 11 2013	67 00	1,804 89	1,225 66	0 00	579 23	579 23	LT
Oct 24 2011	Mar 11 2013	38 00	1,023 67	804 08	0 00	219 59	219 59	LT
Oct 24 2011	Mar 14 2013	33 00	650 62	870 14	0 00	(219 52)	(219 52)	LT



Statement Detail

SCHLUMBERGER INVESCO: NON-US EQ
Realized Gains and Losses (Continued)

Period Ended December 31, 2013

	Date Acquired or Sold Short	Date Sold or Covered	Quantity	Sale Proceeds	Cost Basis	FX Gain (Loss)	Market Gain (Loss)	Total Gain (Loss)	Holding Period
CMIN SERIES L	Nov 22 2011	Mar 14 2013	36.00	709.77	909.58	0.00	(199.81)	(199.81)	LT
	Jan 20 2012	Mar 14 2013	31.00	611.19	791.05	0.00	(179.86)	(179.86)	LT
PEARSON PLC SPON ADR SPONSORED ADR	Jan 31 2013	Mar 14 2013	154.00	2,795.80	2,924.46	0.00	(128.66)	(128.66)	ST
CMIN	Jan 31 2013	Mar 15 2013	5.00	91.42	94.95	0.00	(3.53)	(3.53)	ST
SWEDBANK A B ADR CMN	Sep 22 2011	Apr 05 2013	20.00	443.49	201.40	0.00	242.09	242.09	LT
	Oct 24 2011	Apr 05 2013	36.00	798.28	476.64	0.00	321.64	321.64	LT
	Nov 22 2011	Apr 05 2013	38.00	842.63	450.39	0.00	392.24	392.24	LT
BHP BILLITON LIMITED SPONSORED ADR CMN	Sep 22 2011	Apr 09 2013	14.00	988.67	945.28	0.00	43.39	43.39	LT
	Oct 24 2011	Apr 09 2013	14.00	988.67	1,108.52	0.00	(119.85)	(119.85)	LT
	Nov 22 2011	Apr 09 2013	14.00	988.67	964.88	0.00	23.79	23.79	LT
	Dec 22 2011	Apr 09 2013	12.00	847.43	854.04	0.00	(6.61)	(6.61)	LT
KINGFISHER PLC SPONSORED ADR CMN	Oct 24 2011	Apr 22 2013	80.00	710.04	685.60	0.00	24.44	24.44	LT
	Nov 22 2011	Apr 22 2013	72.00	639.03	550.80	0.00	88.23	88.23	LT
L'OREAL CO (ADRI) ADR CMN	Dec 22 2011	Apr 22 2013	2.00	65.06	40.92	0.00	24.14	24.14	LT
	Jan 20 2012	Apr 22 2013	21.00	683.08	437.43	0.00	245.65	245.65	LT
	Jan 31 2013	Apr 22 2013	153.00	4,976.73	4,551.66	0.00	425.07	425.07	ST
KINGFISHER PLC SPONSORED ADR CMN	Nov 22 2011	Apr 23 2013	31.00	285.63	237.15	0.00	48.48	48.48	LT
	Dec 22 2011	Apr 23 2013	102.00	939.81	770.10	0.00	169.71	169.71	LT
	Jan 20 2012	Apr 23 2013	10.00	92.14	80.80	0.00	11.34	11.34	LT
	Jan 20 2012	Apr 24 2013	70.00	657.76	565.60	0.00	92.16	92.16	LT
CIELO S A SPONSORED ADR CMN	Sep 22 2011	Apr 29 2013	0.20	4.84	0.00	0.00	4.84	4.84	LT
BG GROUP PLC SPON ADR ADR CMN	Sep 22 2011	May 08 2013	95.00	1,725.79	1,729.76	0.00	(3.97)	(3.97)	LT
	Oct 24 2011	May 08 2013	50.00	908.31	1,070.80	0.00	(162.49)	(162.49)	LT
	Nov 22 2011	May 08 2013	22.00	399.66	437.67	0.00	(38.01)	(38.01)	LT
BG GROUP PLC SPON ADR ADR CMN DISALLOWED LOSSES								3.77	
COCA-COLA AMATIL LIMITED SPONSORED ADR CMN	Sep 22 2011	May 09 2013	30.00	786.99	692.10	0.00	94.89	94.89	LT
	Oct 24 2011	May 09 2013	36.00	944.38	924.48	0.00	19.90	19.90	LT
	Nov 22 2011	May 09 2013	18.00	472.19	427.43	0.00	44.76	44.76	LT
BRAMBLES LIMITED UNSPONSORED ADR CMN	Sep 22 2011	May 22 2013	99.00	1,762.42	1,256.31	0.00	506.11	506.11	LT
	Oct 24 2011	May 22 2013	50.00	890.11	709.50	0.00	180.61	180.61	LT
	Nov 22 2011	May 22 2013	14.00	249.23	186.20	0.00	63.03	63.03	LT
GAZPROM ADR SPONSORED ADR CMN	Sep 22 2011	Jul 02 2013	32.00	209.63	295.36	0.00	(85.73)	(85.73)	LT



Statement Detail

SCHLUMBERGER INVECO: NON-US EQ
Realized Gains and Losses (Continued)

Period Ended December 31, 2013

	Date Acquired or Sold Short	Date Sold or Covered	Quantity	Sale Proceeds	Cost Basis	FX Gain (Loss)	Market Gain (Loss)	Total Gain (Loss)	Holding Period
GAZPROM ADR SPONSORED ADR CMN								85.73	
DISALLOWED LOSSES									
FRESENIUS MEDICAL CARE AG & CO KGAA	Sep 22 2011	Jul 03 2013	28.00	903.10	936.60	0.00	(33.50)	(33.50)	LT
SPONSORED ADR CMN								33.50	
FRESENIUS MEDICAL CARE AG & CO KGAA	Sep 22 2011	Jul 03 2013	32.00	206.07	327.01	0.00	(120.94)	(120.94)	LT
SPONSORED ADR CMN	Sep 22 2011	Jul 03 2013	67.00	431.46	618.41	0.00	(186.95)	(186.95)	LT
FRESENIUS MEDICAL CARE AG & CO KGAA	Oct 24 2011	Jul 03 2013	51.00	328.43	568.65	0.00	(240.22)	(240.22)	LT
SPONSORED ADR CMN DISALLOWED LOSSES	Nov 22 2011	Jul 03 2013	54.00	347.75	594.82	0.00	(237.07)	(237.07)	LT
GAZPROM ADR SPONSORED ADR CMN	Dec 22 2011	Jul 03 2013	53.00	341.31	572.40	0.00	(231.09)	(231.09)	LT
	Jan 20 2012	Jul 03 2013	50.00	321.99	593.50	0.00	(261.51)	(261.51)	LT
	Jan 31 2013	Jul 03 2013	356.00	2,292.56	3,356.72	0.00	(1,064.16)	(1,064.16)	ST
	Jun 03 2013	Jul 03 2013	68.00	437.90	512.72	0.00	(74.82)	(74.82)	ST
FRESENIUS MEDICAL CARE AG & CO KGAA	Sep 22 2011	Jul 05 2013	8.00	247.23	267.60	0.00	(20.37)	(20.37)	LT
SPONSORED ADR CMN	Sep 22 2011	Jul 05 2013	28.00	865.29	979.34	0.00	(114.05)	(114.05)	LT
	Oct 24 2011	Jul 05 2013	18.00	556.26	648.36	0.00	(92.10)	(92.10)	LT
	Nov 22 2011	Jul 05 2013	19.00	567.16	636.31	0.00	(49.15)	(49.15)	LT
IMPERIAL TOBACCO GROUP PLC SPON ADR	Sep 22 2011	Jul 15 2013	23.00	1,567.40	1,432.67	0.00	134.73	134.73	LT
	Sep 22 2011	Jul 16 2013	12.00	814.93	747.48	0.00	67.45	67.45	LT
	Oct 24 2011	Jul 16 2013	17.00	1,154.49	1,213.29	0.00	(58.80)	(58.80)	LT
	Nov 22 2011	Jul 16 2013	18.00	1,222.40	1,267.38	0.00	(44.98)	(44.98)	LT
IMPERIAL TOBACCO GROUP PLC SPON ADR								58.80	
DISALLOWED LOSSES								44.98	
VOLVO AKTIEOLAGET ADR B ADR CMN CLASS	Sep 22 2011	Jul 16 2013	20.00	280.66	198.00	0.00	82.66	82.66	LT
B	Oct 24 2011	Jul 16 2013	43.00	603.41	519.01	0.00	84.40	84.40	LT
	Nov 22 2011	Jul 16 2013	47.00	659.55	477.91	0.00	181.64	181.64	LT
	Dec 22 2011	Jul 16 2013	18.00	252.59	192.96	0.00	59.63	59.63	LT
	Dec 22 2011	Jul 17 2013	10.00	141.23	107.20	0.00	34.03	34.03	LT
	Jan 20 2012	Jul 17 2013	27.00	381.31	343.44	0.00	37.87	37.87	LT
	Sep 26 2012	Jul 17 2013	118.00	1,666.46	1,696.23	0.00	(29.77)	(29.77)	ST



Statement Detail

SCHLUMBERGER INVECO: NON-US EQ
Realized Gains and Losses (Continued)

Period Ended December 31, 2013

Date Acquired or Sold Short	Date Sold or Covered	Quantity	Sale Proceeds	Cost Basis	FX Gain (Loss)	Market Gain (Loss)	Total Gain (Loss)	Holding Period
Jan 31 2013	Jul 17 2013	301.00	4,250.89	4,432.83	0.00	(181.94)	(181.94)	ST
Jun 03 2013	Jul 17 2013	85.00	1,200.42	1,274.15	0.00	(73.73)	(73.73)	ST
Jul 02 2013	Jul 17 2013	100.00	1,412.25	1,313.00	0.00	99.25	99.25	ST
Nov 22 2011	Jul 22 2013	39.00	645.28	518.70	0.00	126.58	126.58	LT
Dec 22 2011	Jul 22 2013	53.00	876.92	774.33	0.00	102.59	102.59	LT
Jan 20 2012	Jul 22 2013	50.00	827.28	773.00	0.00	54.28	54.28	LT
Aug 20 2012	Jul 22 2013	26.00	430.19	360.88	0.00	69.31	69.31	ST
Sep 22 2011	Jul 31 2013	54.00	2,167.36	1,637.82	0.00	529.54	529.54	LT
Oct 24 2011	Jul 31 2013	28.00	1,123.82	960.40	0.00	163.42	163.42	LT
Nov 22 2011	Jul 31 2013	30.00	1,204.09	984.22	0.00	219.87	219.87	LT
Jul 05 2013	Aug 01 2013	1,071.00	12,388.68	12,324.96	0.00	63.72	63.72	ST
Sep 22 2011	Aug 09 2013	32.00	2,167.69	1,714.88	0.00	452.81	452.81	LT
Oct 24 2011	Aug 09 2013	16.00	1,083.85	934.56	0.00	149.29	149.29	LT
Nov 22 2011	Aug 09 2013	4.00	270.96	225.28	0.00	45.68	45.68	LT
Nov 22 2011	Aug 12 2013	1.00	32.48	33.49	0.00	(1.01)	(1.01)	LT
Dec 22 2011	Aug 12 2013	18.00	584.67	605.97	0.00	(21.30)	(21.30)	LT
Jan 20 2012	Aug 12 2013	18.00	584.67	625.32	0.00	(40.65)	(40.65)	LT
Feb 22 2012	Aug 12 2013	6.00	194.89	212.01	0.00	(17.12)	(17.12)	LT
Jan 31 2013	Aug 12 2013	123.00	3,995.25	4,335.38	0.00	(340.13)	(340.13)	ST
Jun 03 2013	Aug 12 2013	7.00	227.37	236.46	0.00	(9.09)	(9.09)	ST
Sep 22 2011	Aug 12 2013	197.00	1,834.43	1,189.88	0.00	644.55	644.55	LT
Oct 24 2011	Aug 12 2013	101.00	940.50	802.95	0.00	137.55	137.55	LT
Nov 22 2011	Aug 12 2013	106.00	987.05	729.28	0.00	257.77	257.77	LT
Dec 22 2011	Aug 12 2013	82.00	763.57	629.76	0.00	133.81	133.81	LT
Sep 22 2011	Aug 13 2013	50.00	2,803.08	1,563.00	0.00	1,240.08	1,240.08	LT
Oct 24 2011	Aug 13 2013	26.00	1,457.60	931.58	0.00	526.02	526.02	LT
Nov 22 2011	Aug 13 2013	27.00	1,513.66	896.40	0.00	617.26	617.26	LT
Dec 22 2011	Aug 13 2013	9.00	504.55	294.48	0.00	210.07	210.07	LT
Feb 21 2013	Aug 28 2013	19.00	1,686.03	1,759.09	0.00	(73.06)	(73.06)	ST
Feb 22 2013	Aug 28 2013	8.00	709.91	740.93	0.00	(31.02)	(31.02)	ST
Feb 25 2013	Aug 28 2013	21.00	1,863.50	1,949.98	0.00	(86.48)	(86.48)	ST
Jul 02 2013	Aug 28 2013	20.00	1,774.77	1,699.39	0.00	75.38	75.38	ST
Dec 22 2011	Aug 29 2013	2.00	126.00	142.34	0.00	(16.34)	(16.34)	LT
Jan 20 2012	Aug 29 2013	13.00	818.99	1,011.40	0.00	(192.41)	(192.41)	LT



SCHLUMBERGER INVECO: NON-US EQ
Realized Gains and Losses (Continued)

Period Ended December 31, 2013

Date Acquired or Sold Short	Date Sold or Covered	Quantity	Sale Proceeds	Cost Basis	FX Gain (Loss)	Market Gain (Loss)	Total Gain (Loss)	Holding Period
Feb 22 2012	Aug 29 2013	3 00	189 00	232 32	0 00	(43 32)	(43 32)	LT
Jan 31 2013	Aug 29 2013	76 00	4,787 92	5,984 24	0 00	(1,196 32)	(1,196 32)	ST
Jun 03 2013	Aug 29 2013	6 00	377 99	394 68	0 00	(16 69)	(16 69)	ST
BHP BILLITON LIMITED SPONSORED ADR CMIN DISALLOWED LOSSES								
Dec 22 2011	Aug 30 2013	2 00	126 69	150 84	0 00	(24 15)	(24 15)	LT
Jan 20 2012	Aug 30 2013	11 00	696 83	902 56	0 00	(205 73)	(205 73)	LT
Jun 03 2013	Aug 30 2013	9 00	570 13	592 02	0 00	(21 89)	(21 89)	ST
Jul 02 2013	Aug 30 2013	10 00	633 48	581 10	0 00	52 38	52 38	ST
Apr 18 2012	Sep 11 2013	2 00	136 87	61 34	0 00	75 53	75 53	LT
Apr 19 2012	Sep 11 2013	48 00	3,284 89	1,471 02	0 00	1,813 87	1,813 87	LT
Nov 22 2011	Sep 16 2013	20 00	684 21	363 50	0 00	320 71	320 71	LT
Dec 22 2011	Sep 16 2013	8 00	273 69	149 76	0 00	123 93	123 93	LT
Mar 16 2012	Sep 16 2013	46 00	1,516 92	2,038 71	0 00	(521 79)	(521 79)	LT
May 14 2012	Sep 16 2013	15 00	494 65	603 18	0 00	(108 53)	(108 53)	LT
May 23 2012	Sep 16 2013	31 00	1,022 27	1,204 96	0 00	(182 69)	(182 69)	LT
Aug 28 2012	Sep 16 2013	30 00	989 29	1,235 54	0 00	(246 25)	(246 25)	LT
Dec 22 2011	Sep 17 2013	16 00	555 90	299 52	0 00	256 38	256 38	LT
Jan 20 2012	Sep 17 2013	19 00	660 14	363 28	0 00	296 86	296 86	LT
Oct 18 2011	Sep 23 2013	90 00	1,712 81	1,666 07	0 00	46 74	46 74	LT
Nov 22 2011	Sep 23 2013	33 00	628 03	656 50	0 00	(28 47)	(28 47)	LT
Dec 22 2011	Sep 23 2013	50 00	951 56	1,049 00	0 00	(97 44)	(97 44)	LT
Jan 20 2012	Sep 23 2013	50 00	951 56	1,133 40	0 00	(181 84)	(181 84)	LT
Feb 22 2012	Sep 23 2013	12 00	228 37	283 20	0 00	(54 83)	(54 83)	LT
Sep 26 2012	Sep 23 2013	72 00	1,370 24	1,473 47	0 00	(103 23)	(103 23)	ST
Jan 31 2013	Sep 23 2013	406 00	7,726 65	7,230 86	0 00	495 79	495 79	ST
Jul 02 2013	Sep 23 2013	110 00	2,093 43	1,875 50	0 00	217 93	217 93	ST
Aug 19 2013	Sep 23 2013	54 00	1,027 68	981 72	0 00	45 96	45 96	ST
Jul 11 2012	Sep 25 2013	9 00	1,357 45	978 37	0 00	379 08	379 08	LT
Jul 11 2012	Sep 25 2013	16 00	2,413 24	1,743 23	0 00	670 01	670 01	LT
BAIDU, INC. SPONSORED ADR CMIN								



Statement Detail

SCHLUMBERGER INVESCO: NON-US EQ
Realized Gains and Losses (Continued)

Period Ended December 31, 2013

Date Acquired or Sold Short	Date Sold or Covered	Quantity	Sale Proceeds	Cost Basis	FX Gain (Loss)	Market Gain (Loss)	Total Gain (Loss)	Holding Period
Jul 24 2012	Sep 25 2013	11.00	1,659.10	1,264.27	0.00	394.83	394.83	LT
Aug 31 2012	Sep 25 2013	9.00	1,357.45	1,094.77	0.00	352.68	352.68	LT
Oct 10 2012	Sep 25 2013	3.00	452.48	322.43	0.00	130.05	130.05	ST
Sep 22 2011	Oct 16 2013	23.00	1,775.82	1,198.07	0.00	577.75	577.75	LT
Oct 24 2011	Oct 16 2013	12.00	926.52	743.64	0.00	182.88	182.88	LT
Nov 22 2011	Oct 16 2013	12.00	926.52	680.98	0.00	245.54	245.54	LT
Dec 15 2011	Oct 16 2013	4.00	308.84	222.31	0.00	86.53	86.53	LT
Oct 10 2012	Oct 18 2013	10.00	1,642.85	1,074.77	0.00	568.08	568.08	LT
Nov 13 2012	Oct 18 2013	11.00	1,807.13	1,091.55	0.00	715.58	715.58	ST
Dec 06 2012	Oct 18 2013	12.00	1,971.42	1,068.90	0.00	902.52	902.52	ST
Jan 31 2013	Oct 18 2013	4.00	657.14	432.04	0.00	225.10	225.10	ST
Mar 21 2013	Nov 15 2013	37.00	1,254.90	878.78	0.00	376.12	376.12	ST
Mar 21 2013	Nov 18 2013	89.00	3,004.42	2,113.81	0.00	890.61	890.61	ST
Aug 28 2012	Nov 20 2013	6.00	193.27	247.11	0.00	(53.84)	(53.84)	LT
Jan 31 2013	Nov 20 2013	137.00	4,413.07	5,797.84	0.00	(1,384.77)	(1,384.77)	ST
Jun 03 2013	Nov 20 2013	40.00	1,288.49	1,669.60	0.00	(381.11)	(381.11)	ST
Jul 02 2013	Nov 20 2013	50.00	1,610.61	1,898.00	0.00	(287.39)	(287.39)	ST
Sep 22 2011	Nov 25 2013	31.00	459.71	760.74	0.00	(301.03)	(301.03)	LT
Oct 24 2011	Nov 25 2013	27.00	400.39	801.09	0.00	(400.70)	(400.70)	LT
Nov 22 2011	Nov 25 2013	30.00	444.88	786.08	0.00	(341.20)	(341.20)	LT
Dec 22 2011	Nov 25 2013	19.00	281.76	497.61	0.00	(215.85)	(215.85)	LT
Dec 22 2011	Nov 26 2013	10.00	148.26	261.90	0.00	(113.64)	(113.64)	LT
Jan 20 2012	Nov 26 2013	28.00	415.14	818.72	0.00	(403.58)	(403.58)	LT
Feb 07 2012	Nov 26 2013	30.00	444.79	933.13	0.00	(488.34)	(488.34)	LT
Feb 22 2012	Nov 26 2013	8.00	118.61	248.64	0.00	(130.03)	(130.03)	LT
Jan 31 2013	Nov 26 2013	195.00	2,891.16	5,118.75	0.00	(2,227.59)	(2,227.59)	ST
Jun 03 2013	Nov 26 2013	55.00	815.45	1,083.50	0.00	(268.05)	(268.05)	ST
Jul 02 2013	Nov 26 2013	70.00	1,037.85	1,255.10	0.00	(217.25)	(217.25)	ST
Aug 19 2013	Nov 26 2013	31.00	459.62	648.52	0.00	(188.90)	(188.90)	ST
Oct 01 2013	Nov 26 2013	32.00	474.45	714.88	0.00	(240.43)	(240.43)	ST
Sep 22 2011	Nov 29 2013	10.00	279.59	232.70	0.00	46.89	46.89	LT
Oct 24 2011	Nov 29 2013	27.00	754.89	741.42	0.00	13.47	13.47	LT
Nov 22 2011	Nov 29 2013	29.00	810.81	761.83	0.00	48.98	48.98	LT
Dec 22 2011	Nov 29 2013	28.00	782.85	686.00	0.00	96.85	96.85	LT



Statement Detail

SCHLUMBERGER INVESCO: NON-US EQ
Realized Gains and Losses (Continued)

Period Ended December 31, 2013

Date Acquired or Sold/Short	Date Sold or Covered	Quantity	Sale Proceeds	Cost Basis	FX Gain (Loss)	Market Gain (Loss)	Total Gain (Loss)	Holding Period
Jan 20 2012	Nov 29 2013	27 00	754.89	762.75	0.00	(7.86)	(7.86)	LT
Feb 22 2012	Nov 29 2013	7 00	195.71	207.69	0.00	(11.98)	(11.98)	LT
Aug 10 2012	Nov 29 2013	3 00	83.88	80.59	0.00	3.29	3.29	LT
Aug 13 2012	Nov 29 2013	35 00	978.56	936.77	0.00	41.79	41.79	LT
Jan 31 2013	Nov 29 2013	23 00	643.05	593.17	0.00	49.88	49.88	ST
Jan 20 2012	Dec 10 2013	3 00	67.72	76.55	0.00	(8.83)	(8.83)	LT
Apr 05 2012	Dec 10 2013	2 00	45.15	52.26	0.00	(7.11)	(7.11)	LT
Apr 05 2012	Dec 10 2013	48 00	1,083.65	1,147.28	0.00	(63.63)	(63.63)	LT
May 02 2012	Dec 10 2013	37 00	835.31	1,000.31	0.00	(165.00)	(165.00)	LT
Jan 31 2013	Dec 10 2013	158 00	3,566.99	3,956.34	0.00	(389.35)	(389.35)	ST
Jun 03 2013	Dec 10 2013	35 00	790.16	686.70	0.00	103.46	103.46	ST
Jul 02 2013	Dec 10 2013	40 00	903.04	869.60	0.00	33.44	33.44	ST
Oct 01 2013	Dec 10 2013	47 00	1,061.07	945.17	0.00	115.90	115.90	ST
AMERICA MOVIL SAB DE CV SPONSORED ADR								
CMN SERIES L								
SHORT TERM GAINS			Sale Proceeds	Cost Basis	FX Gain (Loss)	Market Gain (Loss)	Total Gain (Loss)	
			50,187.79	44,770.58	0.00	5,417.21	5,417.21	
SHORT TERM LOSSES			47,989.25	57,170.89	0.00	(9,181.64)	(9,181.64)	
SHORT TERM DISALLOWED LOSSES							2.18	
NET SHORT TERM GAINS (LOSSES)			98,177.04	101,941.47	0.00	(3,764.43)	(3,762.25)	
LONG TERM GAINS			83,073.89	62,004.92	0.00	21,068.97	21,068.97	
LONG TERM LOSSES			34,137.73	41,875.55	0.00	(7,737.82)	(7,737.82)	
LONG TERM DISALLOWED LOSSES							474.12	
NET LONG TERM GAINS (LOSSES)			117,211.62	103,880.47	0.00	13,331.15	13,805.27	



Statement Detail

SCHLUMBERGER DELAWARE: NON US EQUITY
Realized Gains and Losses

Period Ended December 31, 2013

YEAR TO DATE GAINS AND LOSSES

This information is for general guidance and should not be used for tax purposes. You should use only your official form 1099's or other tax records for tax reporting. This information is not, and should not be construed as tax, accounting or legal advice. Please consult with your tax advisor regarding the tax consequences of your investment decisions. The cost basis and acquisition dates of securities that you acquired elsewhere and that were subsequently delivered into your Goldman Sachs account were provided by you or a third party and Goldman Sachs makes no representation as to the accuracy of such information.

	Date Acquired or Sold Short	Date Sold or Covered	Quantity	Sale Proceeds	Cost Basis	FX Gain (Loss)	Market Gain (Loss)	Total Gain (Loss)	Holding Period
SOCIETE GENERALE S.A. (ADR) SPONSORED ADR CMN	Sep 21 2011	Jan 09 2013	152.00	1,264.20	703.76	0.00	560.44	560.44	LT
	Oct 24 2011	Jan 09 2013	83.00	690.32	450.69	0.00	239.63	239.63	LT
	Nov 22 2011	Jan 09 2013	9.00	74.85	38.43	0.00	36.42	36.42	LT
SANOFI SPONSORED ADR CMN	Sep 21 2011	Jan 16 2013	61.00	2,941.66	2,015.44	0.00	926.22	926.22	LT
	Mar 29 2012	Jan 29 2013	97.00	2,079.63	1,936.63	0.00	143.00	143.00	ST
ABB LTD SPONSORED ADR CMN	Apr 27 2012	Jan 29 2013	102.00	2,186.83	1,926.18	0.00	260.65	260.65	ST
	May 01 2012	Jan 29 2013	110.00	2,358.35	2,013.70	0.00	344.65	344.65	ST
	Jun 13 2012	Jan 29 2013	120.00	2,572.74	1,931.83	0.00	640.91	640.91	ST
	Sep 21 2011	Jan 29 2013	39.00	1,364.97	1,071.72	0.00	293.25	293.25	LT
	Oct 24 2011	Jan 29 2013	22.00	769.98	668.36	0.00	101.62	101.62	LT
AMCOR LTD ADR (NEW) ADR CMN	Nov 22 2011	Jan 29 2013	22.00	769.98	632.72	0.00	137.26	137.26	LT
	Dec 22 2011	Jan 29 2013	22.00	769.98	647.02	0.00	122.96	122.96	LT
	Jan 20 2012	Jan 29 2013	22.00	769.98	644.38	0.00	125.60	125.60	LT
	Sep 21 2011	Jan 29 2013	45.00	2,272.00	1,698.75	0.00	573.25	573.25	LT
ASTELLAS PHARMA INC UNSPONSORED ADR CMN	Oct 24 2011	Jan 29 2013	39.00	1,969.06	1,475.76	0.00	493.30	493.30	LT
	Nov 22 2011	Jan 29 2013	41.00	2,070.04	1,575.63	0.00	494.41	494.41	LT
	Dec 22 2011	Jan 29 2013	39.00	1,969.06	1,533.48	0.00	435.58	435.58	LT
	Jan 20 2012	Jan 29 2013	40.00	2,019.55	1,559.20	0.00	460.35	460.35	LT
BANCO SANTANDER, S.A SPON ADR	Sep 21 2011	Jan 29 2013	98.00	852.58	771.26	0.00	81.32	81.32	LT
	Oct 24 2011	Jan 29 2013	54.00	469.79	456.30	0.00	13.49	13.49	LT
	Nov 22 2011	Jan 29 2013	56.00	487.19	396.48	0.00	90.71	90.71	LT
	Dec 22 2011	Jan 29 2013	55.00	478.49	414.66	0.00	63.83	63.83	LT
	Jan 20 2012	Jan 29 2013	55.00	478.49	421.30	0.00	57.19	57.19	LT
	Apr 13 2012	Jan 29 2013	243.00	2,114.05	1,565.09	0.00	548.96	548.96	ST
BG GROUP PLC SPON ADR CMN	May 09 2012	Jan 29 2013	13.00	113.10	91.86	0.00	21.24	21.24	ST
	Aug 10 2012	Jan 29 2013	17.00	147.90	106.89	0.00	41.01	41.01	ST
	Sep 21 2011	Jan 29 2013	110.00	1,990.95	2,159.74	0.00	(168.79)	(168.79)	LT
	Oct 24 2011	Jan 29 2013	55.00	995.48	1,171.94	0.00	(176.46)	(176.46)	LT
	Nov 22 2011	Jan 29 2013	65.00	1,176.47	1,298.70	0.00	(122.23)	(122.23)	LT
Dec 22 2011	Jan 29 2013	60.00	1,085.97	1,258.08	0.00	(172.11)	(172.11)	LT	



Statement Detail

SCHLUMBERGER DELAWARE: NON US EQUITY
Realized Gains and Losses (Continued)

Period Ended December 31, 2013

	Date Acquired or Sold Short	Date Sold or Covered	Quantity	Sale Proceeds	Cost Basis	FX Gain (Loss)	Market Gain (Loss)	Total Gain (Loss)	Holding Period
BP P L C SPONSORED ADR CMN	Jan 20 2012	Jan 29 2013	60.00	1,085.97	1,361.16	0.00	(275.19)	(275.19)	LT
	Sep 21 2011	Jan 29 2013	78.00	3,496.66	2,971.02	0.00	525.64	525.64	LT
	Oct 24 2011	Jan 29 2013	43.00	1,927.65	1,793.53	0.00	134.12	134.12	LT
	Nov 22 2011	Jan 29 2013	45.00	2,017.30	1,860.30	0.00	157.00	157.00	LT
	Dec 22 2011	Jan 29 2013	44.00	1,972.48	1,869.56	0.00	102.92	102.92	LT
	Jan 20 2012	Jan 29 2013	43.00	1,927.65	1,883.83	0.00	43.82	43.82	LT
	Feb 22 2012	Jan 29 2013	42.00	1,882.82	1,975.68	0.00	(92.86)	(92.86)	ST
CANON INC ADR SPONSORED ADR CMN	Sep 21 2011	Jan 29 2013	85.00	3,094.78	3,754.16	0.00	(659.38)	(659.38)	LT
	Oct 24 2011	Jan 29 2013	46.00	1,674.82	2,152.34	0.00	(477.52)	(477.52)	LT
	Nov 22 2011	Jan 29 2013	48.00	1,747.64	2,045.76	0.00	(298.12)	(298.12)	LT
	Dec 22 2011	Jan 29 2013	48.00	1,747.64	2,111.52	0.00	(363.88)	(363.88)	LT
	Jan 20 2012	Jan 29 2013	47.00	1,711.23	2,082.57	0.00	(371.34)	(371.34)	LT
	Feb 22 2012	Jan 29 2013	45.00	1,638.41	2,006.10	0.00	(367.69)	(367.69)	ST
	Oct 12 2012	Jan 29 2013	40.00	1,456.37	1,254.61	0.00	201.76	201.76	ST
	Sep 21 2011	Jan 29 2013	269.00	1,544.03	1,170.15	0.00	373.88	373.88	LT
	Oct 19 2011	Jan 29 2013	121.00	694.52	568.48	0.00	126.04	126.04	LT
	Oct 24 2011	Jan 29 2013	215.00	1,234.07	1,098.65	0.00	135.42	135.42	LT
CARREFOUR SPONSORED ADR CMN	Nov 22 2011	Jan 29 2013	225.00	1,291.47	1,062.00	0.00	229.47	229.47	LT
	Dec 22 2011	Jan 29 2013	220.00	1,262.77	972.40	0.00	290.37	290.37	LT
	Jan 12 2012	Jan 29 2013	324.00	1,859.72	1,379.69	0.00	480.03	480.03	LT
	Jan 20 2012	Jan 29 2013	285.00	1,635.86	1,254.00	0.00	381.86	381.86	LT
	Jan 30 2012	Jan 29 2013	300.00	1,721.96	1,369.48	0.00	332.48	332.48	ST
	Jul 31 2012	Jan 29 2013	55.00	315.69	251.93	0.00	63.76	63.76	ST
	Sep 21 2011	Jan 29 2013	240.00	2,906.81	2,796.00	0.00	110.81	110.81	LT
	Oct 24 2011	Jan 29 2013	130.00	1,574.52	1,656.20	0.00	(81.68)	(81.68)	LT
	Nov 22 2011	Jan 29 2013	138.00	1,671.42	1,680.84	0.00	(9.42)	(9.42)	LT
	Dec 22 2011	Jan 29 2013	135.00	1,635.08	1,548.45	0.00	86.63	86.63	LT
Jan 20 2012	Jan 29 2013	133.00	1,610.86	1,521.52	0.00	89.34	89.34	LT	
DEUTSCHE TELEKOM AG SPONSORED ADR CMN	Sep 21 2011	Jan 29 2013	38.00	1,975.96	1,342.36	0.00	633.60	633.60	LT
	Oct 24 2011	Jan 29 2013	34.00	1,767.96	1,515.38	0.00	252.58	252.58	LT
ENI S P A SPON ADR SPONSORED ADR CMN	Sep 21 2011	Jan 29 2013	38.00	1,975.96	1,342.36	0.00	633.60	633.60	LT
	Oct 24 2011	Jan 29 2013	34.00	1,767.96	1,515.38	0.00	252.58	252.58	LT
	Sep 21 2011	Jan 29 2013	38.00	1,975.96	1,342.36	0.00	633.60	633.60	LT
	Oct 24 2011	Jan 29 2013	34.00	1,767.96	1,515.38	0.00	252.58	252.58	LT
	Sep 21 2011	Jan 29 2013	38.00	1,975.96	1,342.36	0.00	633.60	633.60	LT



Statement Detail
SCHLUMBERGER DELAWARE: NON US EQUITY
 Realized Gains and Losses (Continued)

Period Ended December 31, 2013

Date Acquired or Sold Short	Date Sold or Covered	Quantity	Sale Proceeds	Cost Basis	FX Gain (Loss)	Market Gain (Loss)	Total Gain (Loss)	Holding Period
Nov 22 2011	Jan 29 2013	35.00	1,819.96	1,424.91	0.00	395.05	395.05	LT
Dec 22 2011	Jan 29 2013	35.00	1,819.96	1,424.50	0.00	395.46	395.46	LT
Jan 20 2012	Jan 29 2013	34.00	1,767.96	1,513.34	0.00	254.62	254.62	LT
Sep 21 2011	Jan 29 2013	179.00	2,080.04	2,892.64	0.00	(812.60)	(812.60)	LT
Oct 24 2011	Jan 29 2013	97.00	1,127.17	1,749.88	0.00	(622.71)	(622.71)	LT
Nov 22 2011	Jan 29 2013	102.00	1,185.27	1,643.22	0.00	(457.95)	(457.95)	LT
Dec 22 2011	Jan 29 2013	101.00	1,173.65	1,567.85	0.00	(394.20)	(394.20)	LT
Jan 20 2012	Jan 29 2013	99.00	1,150.41	1,477.08	0.00	(326.67)	(326.67)	LT
Feb 01 2012	Jan 29 2013	101.00	1,173.65	1,546.71	0.00	(373.06)	(373.06)	ST
Feb 22 2012	Jan 29 2013	111.00	1,289.86	1,725.96	0.00	(436.10)	(436.10)	ST
Apr 13 2012	Jan 29 2013	31.00	360.23	412.36	0.00	(52.13)	(52.13)	ST
Sep 21 2011	Jan 29 2013	30.00	626.38	865.80	0.00	(239.42)	(239.42)	LT
Oct 24 2011	Jan 29 2013	16.00	334.07	478.08	0.00	(144.01)	(144.01)	LT
Nov 22 2011	Jan 29 2013	17.00	354.95	430.78	0.00	(75.83)	(75.83)	LT
Dec 22 2011	Jan 29 2013	17.00	354.95	449.82	0.00	(94.87)	(94.87)	LT
Jan 20 2012	Jan 29 2013	17.00	354.95	465.63	0.00	(110.68)	(110.68)	LT
Mar 15 2012	Jan 29 2013	80.00	1,670.36	2,101.03	0.00	(430.67)	(430.67)	ST
Sep 21 2011	Jan 29 2013	31.00	1,405.82	1,294.95	0.00	120.87	120.87	LT
Oct 24 2011	Jan 29 2013	46.00	2,086.05	2,053.90	0.00	32.15	32.15	LT
Nov 22 2011	Jan 29 2013	49.00	2,222.10	2,067.31	0.00	154.79	154.79	LT
Dec 22 2011	Jan 29 2013	48.00	2,176.75	2,181.12	0.00	(4.37)	(4.37)	LT
Jan 20 2012	Jan 29 2013	47.00	2,131.40	2,099.96	0.00	31.44	31.44	LT
Feb 22 2012	Jan 29 2013	45.00	2,040.70	1,990.35	0.00	50.35	50.35	ST
Sep 21 2011	Jan 29 2013	81.00	1,790.06	2,196.72	0.00	(406.66)	(406.66)	LT
Oct 24 2011	Jan 29 2013	45.00	994.48	1,313.10	0.00	(318.62)	(318.62)	LT
Nov 22 2011	Jan 29 2013	46.00	1,016.58	1,155.06	0.00	(138.48)	(138.48)	LT
Dec 22 2011	Jan 29 2013	46.00	1,016.58	1,149.08	0.00	(132.50)	(132.50)	LT
Jan 20 2012	Jan 29 2013	45.00	994.48	1,062.00	0.00	(67.52)	(67.52)	LT
Jan 30 2012	Jan 29 2013	6.00	132.60	164.26	0.00	(31.66)	(31.66)	ST
Mar 22 2012	Jan 29 2013	104.00	2,298.35	2,464.63	0.00	(166.28)	(166.28)	ST
Apr 13 2012	Jan 29 2013	39.00	861.88	775.12	0.00	86.76	86.76	ST
Apr 26 2012	Jan 29 2013	104.00	2,298.35	1,952.60	0.00	345.75	345.75	ST
Jun 13 2012	Jan 29 2013	51.00	1,127.07	864.73	0.00	262.34	262.34	ST
Aug 01 2012	Jan 29 2013	26.00	574.59	438.40	0.00	136.19	136.19	ST



SCHLUMBERGER DELAWARE: NON US EQUITY
Realized Gains and Losses (Continued)

Period Ended December 31, 2013

	Date Acquired or Sold Short	Date Sold or Covered	Quantity	Sale Proceeds	Cost Basis	FX Gain (Loss)	Market Gain (Loss)	Total Gain (Loss)	Holding Period
KAO CORP SPONSORED ADR CMN	Sep 21 2011	Jan 29 2013	70.00	1,915.86	1,887.20	0.00	28.66	28.66	LT
	Oct 24 2011	Jan 29 2013	76.00	2,080.07	2,135.60	0.00	(55.53)	(55.53)	LT
	Nov 22 2011	Jan 29 2013	81.00	2,216.92	2,144.07	0.00	72.85	72.85	LT
	Dec 22 2011	Jan 29 2013	79.00	2,162.18	2,061.11	0.00	101.07	101.07	LT
	Jan 20 2012	Jan 29 2013	78.00	2,134.81	2,116.14	0.00	18.67	18.67	LT
	Feb 22 2012	Jan 29 2013	63.00	1,724.27	1,620.36	0.00	103.91	103.91	ST
KOMINKLUKE AHOLD N.V. SPONSORED ADR CMN	Sep 21 2011	Jan 29 2013	214.00	3,143.59	2,478.12	0.00	665.47	665.47	LT
	Oct 24 2011	Jan 29 2013	115.00	1,689.31	1,503.05	0.00	186.26	186.26	LT
	Nov 22 2011	Jan 29 2013	123.00	1,806.83	1,521.51	0.00	285.32	285.32	LT
	Dec 22 2011	Jan 29 2013	120.00	1,762.76	1,556.40	0.00	206.36	206.36	LT
	Jan 20 2012	Jan 29 2013	119.00	1,748.07	1,589.84	0.00	158.23	158.23	LT
	Feb 22 2012	Jan 29 2013	116.00	1,704.00	1,670.40	0.00	33.60	33.60	ST
NATIONAL GRID PLC SPONSORED ADR CMN	Sep 21 2011	Jan 29 2013	18.00	997.36	909.90	0.00	87.46	87.46	LT
	Oct 24 2011	Jan 29 2013	10.00	554.09	505.10	0.00	48.99	48.99	LT
	Nov 22 2011	Jan 29 2013	10.00	554.09	497.40	0.00	56.69	56.69	LT
	Dec 22 2011	Jan 29 2013	10.00	554.09	474.60	0.00	79.49	79.49	LT
	Jan 20 2012	Jan 29 2013	10.00	554.09	481.70	0.00	72.39	72.39	LT
	Nov 09 2012	Jan 29 2013	44.00	2,437.99	2,424.14	0.00	13.85	13.85	ST
	Dec 14 2012	Jan 29 2013	36.00	1,994.71	2,057.43	0.00	(62.72)	(62.72)	ST
	Jan 16 2013	Jan 29 2013	39.00	2,160.94	2,169.87	0.00	(8.93)	(8.93)	ST
	Sep 21 2011	Jan 29 2013	81.00	5,506.26	4,499.78	0.00	1,006.48	1,006.48	LT
	Oct 24 2011	Jan 29 2013	44.00	2,991.05	2,589.40	0.00	401.65	401.65	LT
NOVARTIS AG-ADR SPONSORED ADR CMN	Nov 22 2011	Jan 29 2013	46.00	3,127.01	2,461.92	0.00	665.09	665.09	LT
	Dec 22 2011	Jan 29 2013	46.00	3,127.01	2,599.92	0.00	527.09	527.09	LT
	Jan 20 2012	Jan 29 2013	45.00	3,059.03	2,508.30	0.00	550.73	550.73	LT
	Feb 22 2012	Jan 29 2013	39.00	2,651.16	2,226.51	0.00	424.65	424.65	ST
	Oct 24 2011	Jan 29 2013	63.00	738.97	960.75	0.00	(221.78)	(221.78)	LT
	Nov 28 2011	Jan 29 2013	17.00	199.40	221.31	0.00	(21.91)	(21.91)	LT
OBE INSURANCE GROUP LIMITED SPONSORED ADR CMN	Dec 22 2011	Jan 29 2013	21.00	246.32	282.03	0.00	(35.71)	(35.71)	LT
	Jan 12 2012	Jan 29 2013	103.00	1,208.16	1,178.13	0.00	30.03	30.03	LT



Statement Detail

SCHLUMBERGER DELAWARE: NON US EQUITY
Realized Gains and Losses (Continued)

Period Ended December 31, 2013

Date Acquired or Sold Short	Date Sold or Covered	Quantity	Sale Proceeds	Cost Basis	FX Gain (Loss)	Market Gain (Loss)	Total Gain (Loss)	Holding Period
Jan 20 2012	Jan 29 2013	43.00	504.38	505.25	0.00	(0.87)	(0.87)	LT
Sep 21 2011	Jan 29 2013	83.00	2,557.17	1,855.05	0.00	702.12	702.12	LT
Oct 24 2011	Jan 29 2013	46.00	1,417.23	1,139.88	0.00	277.35	277.35	LT
Nov 22 2011	Jan 29 2013	48.00	1,478.85	1,080.96	0.00	397.89	397.89	LT
Dec 22 2011	Jan 29 2013	47.00	1,448.04	1,069.72	0.00	378.32	378.32	LT
Jan 20 2012	Jan 29 2013	46.00	1,417.23	1,096.18	0.00	321.05	321.05	LT
Sep 21 2011	Jan 29 2013	7.00	507.56	452.90	0.00	54.66	54.66	LT
Oct 24 2011	Jan 29 2013	26.00	1,885.22	1,856.92	0.00	28.30	28.30	LT
Nov 22 2011	Jan 29 2013	28.00	2,030.23	1,883.28	0.00	146.95	146.95	LT
Dec 22 2011	Jan 29 2013	26.00	1,885.22	1,893.32	0.00	(8.10)	(8.10)	LT
Jan 20 2012	Jan 29 2013	27.00	1,957.73	1,897.02	0.00	60.71	60.71	LT
Sep 21 2011	Jan 29 2013	84.00	3,212.93	2,873.64	0.00	339.29	339.29	LT
Oct 24 2011	Jan 29 2013	46.00	1,759.46	1,980.76	0.00	(221.30)	(221.30)	LT
Nov 22 2011	Jan 29 2013	49.00	1,874.21	1,881.60	0.00	(7.39)	(7.39)	LT
Dec 22 2011	Jan 29 2013	47.00	1,797.71	1,691.53	0.00	106.18	106.18	LT
Jan 20 2012	Jan 29 2013	47.00	1,797.71	1,644.06	0.00	153.65	153.65	LT
Feb 22 2012	Jan 29 2013	45.00	1,721.21	1,959.30	0.00	(238.09)	(238.09)	ST
Sep 21 2011	Jan 29 2013	32.00	1,563.17	1,057.28	0.00	505.89	505.89	LT
Oct 24 2011	Jan 29 2013	50.00	2,442.45	1,781.00	0.00	661.45	661.45	LT
Nov 22 2011	Jan 29 2013	53.00	2,588.99	1,739.46	0.00	849.53	849.53	LT
Dec 22 2011	Jan 29 2013	52.00	2,540.14	1,867.84	0.00	672.30	672.30	LT
Jan 20 2012	Jan 29 2013	51.00	2,491.29	1,835.49	0.00	655.80	655.80	LT
Feb 22 2012	Jan 29 2013	51.00	2,491.29	1,896.18	0.00	595.11	595.11	ST
Sep 21 2011	Jan 29 2013	9.00	546.74	517.03	0.00	29.71	29.71	LT
Sep 21 2011	Jan 29 2013	16.00	971.98	919.20	0.00	52.78	52.78	LT
Oct 24 2011	Jan 29 2013	24.00	1,457.97	1,355.52	0.00	102.45	102.45	LT
Nov 22 2011	Jan 29 2013	34.00	2,065.45	1,839.40	0.00	226.05	226.05	LT
Dec 22 2011	Jan 29 2013	34.00	2,065.45	1,847.90	0.00	217.55	217.55	LT
Jan 20 2012	Jan 29 2013	34.00	2,065.45	1,861.50	0.00	203.95	203.95	LT
Feb 22 2012	Jan 29 2013	32.00	1,943.96	1,804.80	0.00	139.16	139.16	ST
Sep 21 2011	Jan 29 2013	80.00	2,250.35	1,935.20	0.00	315.15	315.15	LT
Oct 24 2011	Jan 29 2013	44.00	1,237.69	1,120.24	0.00	117.45	117.45	LT
Nov 22 2011	Jan 29 2013	46.00	1,293.95	1,115.04	0.00	178.91	178.91	LT
Dec 22 2011	Jan 29 2013	46.00	1,293.95	1,111.82	0.00	182.13	182.13	LT



SCHLUMBERGER DELAWARE: NON US EQUITY
Realized Gains and Losses (Continued)

Period Ended December 31, 2013

Date Acquired or Sold Short	Date Sold or Covered	Quantity	Sale Proceeds	Cost Basis	FX Gain (Loss)	Market Gain (Loss)	Total Gain (Loss)	Holding Period
Jan 20 2012	Jan 29 2013	44.00	1,237.69	1,056.00	0.00	181.69	181.69	LT
Nov 22 2011	Jan 29 2013	78.00	698.86	333.06	0.00	365.80	365.80	LT
Dec 22 2011	Jan 29 2013	86.00	770.54	384.42	0.00	386.12	386.12	LT
Jan 20 2012	Jan 29 2013	84.00	752.62	453.60	0.00	299.02	299.02	LT
Oct 24 2011	Jan 29 2013	65.00	1,159.81	805.35	0.00	354.46	354.46	LT
Nov 22 2011	Jan 29 2013	126.00	2,248.24	1,582.56	0.00	665.68	665.68	LT
Dec 22 2011	Jan 29 2013	122.00	2,176.87	1,565.87	0.00	611.00	611.00	LT
Jan 20 2012	Jan 29 2013	120.00	2,141.18	1,687.80	0.00	453.38	453.38	LT
Feb 22 2012	Jan 29 2013	119.00	2,123.34	1,719.30	0.00	404.04	404.04	ST
Sep 21 2011	Jan 29 2013	144.00	3,674.80	3,453.12	0.00	221.68	221.68	LT
Oct 24 2011	Jan 29 2013	78.00	1,990.51	1,825.98	0.00	164.53	164.53	LT
Nov 22 2011	Jan 29 2013	83.00	2,118.11	1,683.24	0.00	434.87	434.87	LT
Dec 13 2011	Jan 29 2013	29.00	740.06	608.54	0.00	131.52	131.52	LT
Dec 22 2011	Jan 29 2013	89.00	2,271.23	1,868.11	0.00	403.12	403.12	LT
Jan 20 2012	Jan 29 2013	88.00	2,245.71	1,854.16	0.00	391.55	391.55	LT
Feb 22 2012	Jan 29 2013	85.00	2,169.15	1,884.45	0.00	284.70	284.70	ST
Sep 21 2011	Jan 29 2013	173.00	2,530.93	3,267.97	0.00	(737.04)	(737.04)	LT
Oct 24 2011	Jan 29 2013	94.00	1,375.19	1,999.38	0.00	(624.19)	(624.19)	LT
Nov 22 2011	Jan 29 2013	100.00	1,462.97	1,806.00	0.00	(343.03)	(343.03)	LT
Dec 22 2011	Jan 29 2013	97.00	1,419.08	1,651.42	0.00	(242.34)	(242.34)	LT
Jan 20 2012	Jan 29 2013	96.00	1,404.45	1,660.80	0.00	(256.35)	(256.35)	LT
Feb 22 2012	Jan 29 2013	94.00	1,375.19	1,621.16	0.00	(245.97)	(245.97)	ST
Jun 15 2012	Jan 29 2013	17.00	248.70	166.77	0.00	81.93	81.93	ST
Jul 19 2012	Jan 29 2013	110.00	1,609.26	1,347.70	0.00	261.56	261.56	ST
Sep 21 2011	Jan 29 2013	190.00	3,245.13	3,284.20	0.00	(19.07)	(19.07)	LT
Oct 24 2011	Jan 29 2013	103.00	1,759.20	2,010.56	0.00	(251.36)	(251.36)	LT
Nov 22 2011	Jan 29 2013	109.00	1,861.68	1,994.70	0.00	(133.02)	(133.02)	LT
Dec 22 2011	Jan 29 2013	106.00	1,810.44	1,929.20	0.00	(118.76)	(118.76)	LT
Jan 12 2012	Jan 29 2013	91.00	1,554.24	1,372.18	0.00	182.06	182.06	LT
Jan 20 2012	Jan 29 2013	124.00	2,117.87	1,918.28	0.00	199.59	199.59	LT



Statement Detail

SCHLUMBERGER DELAWARE: NON US EQUITY
Realized Gains and Losses (Continued)

Period Ended December 31, 2013

	Date Acquired or Sold Short	Date Sold or Covered	Quantity	Sale Proceeds	Cost Basis	FX Gain (Loss)	Market Gain (Loss)	Total Gain (Loss)	Holding Period
TEVA PHARMACEUTICAL IND LTD ADS									
	Feb 22 2012	Jan 29 2013	121 00	2,066 63	1,821 05	0 00	245 58	245 58	ST
	Sep 21 2011	Jan 29 2013	50 00	1,872 30	1,865 50	0 00	6 80	6 80	LT
	Oct 24 2011	Jan 29 2013	27 00	1,011 04	1,048 68	0 00	(37 64)	(37 64)	LT
	Nov 22 2011	Jan 29 2013	29 00	1,085 93	1,119 98	0 00	(34 05)	(34 05)	LT
	Dec 22 2011	Jan 29 2013	28 00	1,048 49	1,163 12	0 00	(114 63)	(114 63)	LT
	Jan 20 2012	Jan 29 2013	27 00	1,011 04	1,240 38	0 00	(229 34)	(229 34)	LT
	Jan 03 2013	Jan 29 2013	75 00	2,808 45	2,829 15	0 00	(20 70)	(20 70)	ST
	Jan 16 2013	Jan 29 2013	54 00	2,022 09	2,051 68	0 00	(29 59)	(29 59)	ST
TOKIO MARINE HOLDINGS, INC ADR CMN									
	Sep 21 2011	Jan 29 2013	104 00	3,051 50	2,604 16	0 00	447 34	447 34	LT
	Oct 24 2011	Jan 29 2013	56 00	1,643 12	1,329 44	0 00	313 68	313 68	LT
	Oct 31 2011	Jan 29 2013	30 00	880 24	717 07	0 00	163 17	163 17	LT
	Nov 22 2011	Jan 29 2013	71 00	2,083 23	1,615 25	0 00	467 98	467 98	LT
	Dec 22 2011	Jan 29 2013	69 00	2,024 55	1,517 31	0 00	507 24	507 24	LT
	Jan 20 2012	Jan 29 2013	69 00	2,024 55	1,643 58	0 00	380 97	380 97	LT
	Feb 22 2012	Jan 29 2013	66 00	1,936 53	1,814 34	0 00	122 19	122 19	ST
TOKYO ELECTRON LIMITED UNSPONSORED ADR									
	Apr 27 2012	Jan 29 2013	136 00	1,485 08	1,878 46	0 00	(393 38)	(393 38)	ST
	Jun 22 2012	Jan 29 2013	168 00	1,834 52	1,979 28	0 00	(144 76)	(144 76)	ST
	Jul 19 2012	Jan 29 2013	152 00	1,659 80	1,738 74	0 00	(78 94)	(78 94)	ST
TOTAL SA SPONSORED ADR CMN									
	Sep 21 2011	Jan 29 2013	72 00	3,892 95	3,174 48	0 00	718 47	718 47	LT
	Oct 24 2011	Jan 29 2013	40 00	2,162 75	2,103 60	0 00	59 15	59 15	LT
	Nov 22 2011	Jan 29 2013	41 00	2,216 82	2,002 85	0 00	213 97	213 97	LT
	Dec 22 2011	Jan 29 2013	41 00	2,216 82	2,026 22	0 00	190 60	190 60	LT
	Jan 20 2012	Jan 29 2013	40 00	2,162 75	2,062 80	0 00	99 95	99 95	LT
	Feb 22 2012	Jan 29 2013	38 00	2,054 61	2,100 26	0 00	(45 65)	(45 65)	ST
TOYOTA MOTOR CORPORATION SPON ADR									
	Sep 21 2011	Jan 29 2013	29 00	2,769 73	2,019 27	0 00	750 46	750 46	LT
	Oct 24 2011	Jan 29 2013	16 00	1,528 12	1,085 92	0 00	442 20	442 20	LT
	Nov 22 2011	Jan 29 2013	16 00	1,528 12	994 40	0 00	533 72	533 72	LT
	Dec 22 2011	Jan 29 2013	17 00	1,623 63	1,097 86	0 00	525 77	525 77	LT
	Jan 20 2012	Jan 29 2013	16 00	1,528 13	1,138 24	0 00	389 89	389 89	LT
UNILEVER PLC (NEW) SPONSORED ADR CMN									
	Sep 21 2011	Jan 29 2013	20 00	803 38	620 40	0 00	182 98	182 98	LT
	Oct 24 2011	Jan 29 2013	73 00	2,932 34	2,450 61	0 00	481 73	481 73	LT
	Nov 22 2011	Jan 29 2013	78 00	3,133 19	2,527 20	0 00	605 99	605 99	LT
	Dec 22 2011	Jan 29 2013	67 00	2,691 33	2,213 68	0 00	477 65	477 65	LT
	Jan 20 2012	Jan 29 2013	66 00	2,651 16	2,106 72	0 00	544 44	544 44	LT



Statement Detail

SCHLUMBERGER DELAWARE: NON US EQUITY
Realized Gains and Losses (Continued)

Period Ended December 31, 2013

	Date Acquired or Sold Short	Date Sold or Covered	Quantity	Sale Proceeds	Cost Basis	FX Gain (Loss)	Market Gain (Loss)	Total Gain (Loss)	Holding Period
	Feb 22 2012	Jan 29 2013	61.00	2,450.32	2,000.26	0.00	450.06	450.06	ST
UNITED OVERSEAS BK LTD SPONSORED ADR CMN	Sep 21 2011	Jan 29 2013	62.00	1,886.00	1,732.28	0.00	153.72	153.72	LT
	Oct 24 2011	Jan 29 2013	33.00	1,003.84	888.03	0.00	115.81	115.81	LT
	Nov 22 2011	Jan 29 2013	36.00	1,095.10	838.44	0.00	256.66	256.66	LT
	Dec 22 2011	Jan 29 2013	34.00	1,034.26	816.00	0.00	218.26	218.26	LT
	Jan 20 2012	Jan 29 2013	35.00	1,064.68	940.10	0.00	124.58	124.58	LT
VINCI ADR CMN	Sep 21 2011	Jan 29 2013	119.00	1,526.74	1,324.47	0.00	202.27	202.27	LT
	Oct 24 2011	Jan 29 2013	64.00	821.10	787.20	0.00	33.90	33.90	LT
	Nov 22 2011	Jan 29 2013	68.00	872.42	684.76	0.00	187.66	187.66	LT
	Dec 22 2011	Jan 29 2013	66.00	846.76	699.60	0.00	147.16	147.16	LT
	Jan 20 2012	Jan 29 2013	66.00	846.76	784.74	0.00	62.02	62.02	LT
	Apr 26 2012	Jan 29 2013	213.00	2,732.73	2,381.72	0.00	351.01	351.01	ST
	Oct 11 2012	Jan 29 2013	189.00	2,424.82	2,061.82	0.00	363.00	363.00	ST
VODAFONE GROUP PLC SPONSORED ADR CMN	Sep 21 2011	Jan 29 2013	98.00	2,671.58	2,498.02	0.00	173.56	173.56	LT
	Oct 24 2011	Jan 29 2013	54.00	1,472.09	1,516.32	0.00	(44.23)	(44.23)	LT
	Nov 22 2011	Jan 29 2013	57.00	1,553.88	1,507.65	0.00	46.23	46.23	LT
	Dec 22 2011	Jan 29 2013	55.00	1,499.35	1,505.35	0.00	(6.00)	(6.00)	LT
	Jan 20 2012	Jan 29 2013	54.00	1,472.09	1,496.34	0.00	(24.25)	(24.25)	LT
ZURICH INS GROUP LTD SPONSORED ADR CMN	Sep 21 2011	Jan 29 2013	93.00	2,638.35	1,674.48	0.00	963.87	963.87	LT
	Oct 24 2011	Jan 29 2013	50.00	1,418.47	1,059.76	0.00	358.71	358.71	LT
	Nov 22 2011	Jan 29 2013	54.00	1,531.94	1,033.30	0.00	498.64	498.64	LT
	Dec 22 2011	Jan 29 2013	52.00	1,475.21	1,061.59	0.00	413.62	413.62	LT
	Jan 20 2012	Jan 29 2013	51.00	1,446.84	1,142.16	0.00	304.68	304.68	LT
IBERDROLA, SOCIEDAD ANONIMA SPONSORED ADR CMN	Jan 31 2013	Feb 05 2013	21.00	429.44	449.14	0.00	(19.70)	(19.70)	ST

	Sale Proceeds	Cost Basis	FX Gain (Loss)	Market Gain (Loss)	Total Gain (Loss)
SHORT TERM GAINS	52,683.36	45,329.20	0.00	7,354.16	7,354.16
SHORT TERM LOSSES	29,992.32	33,231.20	0.00	(3,238.88)	(3,238.88)
NET SHORT TERM GAINS (LOSSES)	82,675.68	78,560.40	0.00	4,115.28	4,115.28
LONG TERM GAINS	254,744.45	212,501.59	0.00	42,242.86	42,242.86



Statement Detail

SCHLUMBERGER DELAWARE: NON US EQUITY
Realized Gains and Losses (Continued)

	Period Ended December 31, 2013				
	Sale Proceeds	Cost Basis	FX Gain (Loss)	Market Gain (Loss)	Total Gain (Loss)
LONG TERM LOSSES	71,044.79	82,355.89	0.00	(11,311.10)	(11,311.10)
NET LONG TERM GAINS (LOSSES)	325,789.24	294,857.48	0.00	30,931.76	30,931.76



Statement Detail

SCHLUMBERGER THE LONDON COMPANY: SCC
Realized Gains and Losses

Period Ended December 31, 2013

YEAR TO DATE GAINS AND LOSSES

This information is for general guidance and should not be used for tax purposes. You should use only your official form 1099's or other tax records for tax reporting. This information is not, and should not be construed as tax, accounting or legal advice. Please consult with your tax advisor regarding the tax consequences of your investment decisions. The cost basis and acquisition dates of securities that you acquired elsewhere and that were subsequently delivered into your Goldman Sachs account were provided by you or a third party and Goldman Sachs makes no representation as to the accuracy of such information.

	Date Acquired or Sold Short	Date Sold or Covered	Quantity	Sale Proceeds	Cost Basis	FX Gain (Loss)	Market Gain (Loss)	Total Gain (Loss)	Holding Period
NU SKIN ENTERPRISES INC CMN CLASS A	Sep 21 2011	Feb 21 2013	110.00	4,355.22	5,016.20	0.00	(660.98)	(660.98)	LT
	Oct 24 2011	Feb 21 2013	94.00	3,721.73	4,309.90	0.00	(588.17)	(588.17)	LT
	Nov 22 2011	Feb 21 2013	65.00	2,573.53	2,995.69	0.00	(422.16)	(422.16)	LT
NU SKIN ENTERPRISES INC CMN CLASS A								540.80	
DISALLOWED LOSSES									
CORRECTIONS CORP OF AMERICA CMN	May 21 2013	May 21 2013	0.62	20.98	0.00	0.00	20.98	20.98	ST
MONTPELIER RE HOLDINGS LTD CMN	Sep 21 2011	Jul 31 2013	94.00	2,540.29	1,640.06	0.00	900.23	900.23	LT
ALLEGHANY CORP (DELAWARE) CMN	Sep 21 2011	Aug 02 2013	3.00	1,234.92	861.00	0.00	373.92	373.92	LT
	Sep 21 2011	Aug 02 2013	4.00	1,646.57	1,148.00	0.00	498.57	498.57	LT
	Oct 24 2011	Aug 02 2013	3.00	1,234.92	920.97	0.00	313.95	313.95	LT
MONTPELIER RE HOLDINGS LTD. CMN	Sep 21 2011	Aug 02 2013	80.00	2,148.78	1,395.79	0.00	752.99	752.99	LT
	Sep 21 2011	Aug 05 2013	19.00	495.28	331.50	0.00	163.78	163.78	LT
	Oct 24 2011	Aug 05 2013	133.00	3,466.95	2,507.05	0.00	959.90	959.90	LT
	Nov 22 2011	Aug 05 2013	12.00	312.81	209.28	0.00	103.53	103.53	LT
KAMAN CORP CMN	Sep 21 2011	Aug 23 2013	101.00	3,535.42	2,982.53	0.00	552.89	552.89	LT
	Oct 24 2011	Aug 23 2013	70.00	2,450.29	2,290.40	0.00	159.89	159.89	LT
	Nov 22 2011	Aug 23 2013	4.00	140.02	117.73	0.00	22.29	22.29	LT
ENERGIZER HOLDINGS, INC CMN	Sep 21 2011	Sep 23 2013	8.00	757.47	560.00	0.00	197.47	197.47	LT
KRATON PERFORM INC POLYMERS INC CMN	Jun 08 2012	Sep 23 2013	59.00	1,179.53	1,131.30	0.00	48.23	48.23	LT
MATSON, INC CMN	Sep 21 2011	Sep 23 2013	22.00	592.77	411.12	0.00	181.65	181.65	LT
MICREL INC CMN	Sep 21 2011	Sep 23 2013	81.00	744.58	814.05	0.00	(69.47)	(69.47)	LT
RITCHIE BROS AUCTIONEERS INC CMN	Jun 08 2012	Sep 23 2013	21.00	430.75	419.06	0.00	11.69	11.69	LT
VALUECLICK INC DRD CMN	Sep 21 2011	Sep 23 2013	62.00	1,290.98	1,058.09	0.00	232.89	232.89	LT
WORLD FUEL SERVICES CORP CMN	May 02 2012	Sep 23 2013	20.00	735.14	797.39	0.00	(62.25)	(62.25)	LT
ENERGIZER HOLDINGS, INC. CMN	Sep 21 2011	Sep 24 2013	11.00	1,034.10	770.00	0.00	264.10	264.10	LT
KRATON PERFORM INC POLYMERS INC CMN	Jun 08 2012	Sep 24 2013	20.00	397.56	363.49	0.00	14.07	14.07	LT
	Jun 11 2012	Sep 24 2013	60.00	1,192.67	1,133.64	0.00	59.03	59.03	LT
MATSON, INC CMN	Sep 21 2011	Sep 24 2013	30.00	815.24	560.62	0.00	254.62	254.62	LT
MICREL INC CMN	Sep 21 2011	Sep 24 2013	109.00	997.55	1,095.45	0.00	(97.90)	(97.90)	LT
RITCHIE BROS AUCTIONEERS INC CMN	Jun 08 2012	Sep 24 2013	29.00	591.37	578.70	0.00	12.67	12.67	LT



SCHLUMBERGER THE LONDON COMPANY: SCC
Realized Gains and Losses (Continued)

Period Ended December 31, 2013

	Date Acquired or Sold Short	Date Sold or Covered	Quantity	Sale Proceeds	Cost Basis	FX Gain (Loss)	Market Gain (Loss)	Total Gain (Loss)	Holding Period
VALUECLICK INC ORD CMN	Sep 21 2011	Sep 24 2013	84.00	1,763.94	1,433.54	0.00	330.40	330.40	LT
WORLD FUEL SERVICES CORP CMN	May 02 2012	Sep 24 2013	28.00	1,025.90	1,116.34	0.00	(90.44)	(90.44)	LT
ENERGIZER HOLDINGS, INC. CMN	Sep 21 2011	Sep 25 2013	14.00	1,297.67	980.00	0.00	317.67	317.67	LT
	Oct 24 2011	Sep 25 2013	17.00	1,575.74	1,275.00	0.00	300.74	300.74	LT
KRATON PERFORMING POLYMERS INC CMN	Jun 11 2012	Sep 25 2013	19.00	373.76	358.99	0.00	14.77	14.77	LT
	Jun 12 2012	Sep 25 2013	79.00	1,554.05	1,456.52	0.00	97.53	97.53	LT
	Jun 13 2012	Sep 25 2013	79.00	1,554.05	1,473.09	0.00	80.96	80.96	LT
	Jun 27 2012	Sep 25 2013	46.00	904.89	930.41	0.00	(25.52)	(25.52)	LT
MATSON, INC CMN	Sep 21 2011	Sep 25 2013	61.00	1,609.98	1,139.92	0.00	470.06	470.06	LT
	Oct 24 2011	Sep 25 2013	24.00	633.44	475.97	0.00	157.47	157.47	LT
MICREL INC CMN	Sep 21 2011	Sep 25 2013	155.00	1,398.68	1,557.75	0.00	(159.07)	(159.07)	LT
	Oct 24 2011	Sep 25 2013	155.00	1,398.68	1,658.77	0.00	(260.09)	(260.09)	LT
RITCHIE BROS. AUCTIONEERS INC CMN	Jun 08 2012	Sep 25 2013	27.00	550.16	538.79	0.00	11.37	11.37	LT
	Jun 11 2012	Sep 25 2013	55.00	1,120.72	1,075.05	0.00	45.67	45.67	LT
VALUECLICK INC ORD CMN	Sep 21 2011	Sep 25 2013	104.00	2,152.31	1,774.86	0.00	377.45	377.45	LT
	Oct 24 2011	Sep 25 2013	136.00	2,814.57	2,331.04	0.00	483.53	483.53	LT
WORLD FUEL SERVICES CORP CMN	May 02 2012	Sep 25 2013	78.00	2,866.59	3,109.80	0.00	(243.21)	(243.21)	LT
ENERGIZER HOLDINGS, INC. CMN	Oct 24 2011	Sep 26 2013	6.00	555.45	450.00	0.00	105.45	105.45	LT
	Nov 22 2011	Sep 26 2013	23.00	2,129.22	1,583.09	0.00	546.13	546.13	LT
KRATON PERFORMING POLYMERS INC CMN	Jun 27 2012	Sep 26 2013	28.00	544.13	566.33	0.00	(22.20)	(22.20)	LT
	Jun 28 2012	Sep 26 2013	73.00	1,418.64	1,497.95	0.00	(79.31)	(79.31)	LT
	Jan 31 2013	Sep 26 2013	128.00	2,487.47	3,332.68	0.00	(845.21)	(845.21)	ST
MATSON, INC. CMN	Oct 24 2011	Sep 26 2013	55.00	1,453.68	1,090.77	0.00	362.91	362.91	LT
	Nov 22 2011	Sep 26 2013	29.00	766.49	490.31	0.00	276.18	276.18	LT
MICREL INC CMN	Oct 24 2011	Sep 26 2013	85.00	764.19	909.65	0.00	(145.46)	(145.46)	LT
	Nov 22 2011	Sep 26 2013	221.00	1,986.88	2,114.97	0.00	(128.09)	(128.09)	LT
RITCHIE BROS. AUCTIONEERS INC CMN	Jun 11 2012	Sep 26 2013	21.00	428.47	410.47	0.00	18.00	18.00	LT
	Jun 12 2012	Sep 26 2013	61.00	1,244.61	1,183.32	0.00	61.29	61.29	LT
	Oct 24 2011	Sep 26 2013	39.00	812.33	668.46	0.00	143.87	143.87	LT
VALUECLICK INC ORD CMN	Nov 22 2011	Sep 26 2013	194.00	4,040.81	3,113.93	0.00	926.88	926.88	LT



Statement Detail
SCHLUMBERGER THE LONDON COMPANY: SCC
 Realized Gains and Losses (Continued)

Period Ended December 31, 2013

	Date Acquired or Sold Short	Date Sold or Covered	Quantity	Sale Proceeds	Cost Basis	FX Gain (Loss)	Market Gain (Loss)	Total Gain (Loss)	Holding Period
	Dec 22 2011	Sep 26 2013	4 00	83 32	65 28	0 00	18 04	18 04	LT
WORLD FUEL SERVICES CORP CMN	May 02 2012	Sep 26 2013	78 00	2,896 10	3,109 80	0 00	(213 70)	(213 70)	LT
ALLEGHANY CORP (DELAWARE) CMN	Oct 24 2011	Dec 11 2013	1 00	392 91	306 99	0 00	85 92	85 92	LT
	Nov 22 2011	Dec 11 2013	5 00	1,964 56	1,451 75	0 00	512 81	512 81	LT
	Dec 22 2011	Dec 11 2013	5 00	1,964 56	1,429 45	0 00	535 11	535 11	LT
	Jan 20 2012	Dec 11 2013	4 00	1,571 65	1,144 20	0 00	427 45	427 45	LT
	Jan 31 2013	Dec 11 2013	6 00	2,357 47	2,168 52	0 00	188 95	188 95	ST
ENERGIZER HOLDINGS, INC. CMN	Nov 22 2011	Dec 11 2013	3 00	330 37	206 49	0 00	123 88	123 88	LT
	Dec 22 2011	Dec 11 2013	22 00	2,422 74	1,666 50	0 00	756 24	756 24	LT
	Jan 20 2012	Dec 11 2013	23 00	2,532 87	1,801 82	0 00	731 05	731 05	LT
	Jan 31 2013	Dec 11 2013	31 00	3,413 86	2,647 71	0 00	766 15	766 15	ST
NU SKIN ENTERPRISES INC CMN CLASS A	Sep 21 2011	Dec 11 2013	90 00	11,400 82	4,351 40	0 00	7,049 42	7,049 42	LT
	Nov 22 2011	Dec 11 2013	6 00	760 06	276 53	0 00	483 53	483 53	LT
	Dec 22 2011	Dec 11 2013	92 00	11,654 17	4,369 21	0 00	7,284 96	7,284 96	LT
	Jan 20 2012	Dec 11 2013	92 00	11,654 17	4,505 43	0 00	7,148 74	7,148 74	LT
PRICESMART INC CMN	Sep 21 2011	Dec 11 2013	9 00	1,064 82	651 06	0 00	413 76	413 76	LT
CABELA'S INCORPORATED CMN CLASS A	Sep 21 2011	Dec 13 2013	14 00	862 03	310 95	0 00	551 08	551 08	LT
	Oct 24 2011	Dec 13 2013	17 00	1,046 75	449 99	0 00	596 76	596 76	LT
EATON VANCE CORP (NON-VTGI) CMN	Sep 21 2011	Dec 13 2013	9 00	365 50	207 90	0 00	157 60	157 60	LT
SHORT TERM GAINS				5,792 31	4,816 23	0 00	976 08	976 08	
SHORT TERM LOSSES				2,487 47	3,332 68	0 00	(845 21)	(845 21)	
NET SHORT TERM GAINS (LOSSES)				8,279 78	8,148 91	0 00	130 87	130 87	
LONG TERM GAINS				105,991 44	67,908 40	0 00	38,083 04	38,083 04	
LONG TERM LOSSES				28,332 43	31,600 45	0 00	(3,268 02)	(3,268 02)	
LONG TERM DISALLOWED LOSSES								540 80	
NET LONG TERM GAINS (LOSSES)				134,323 87	99,508 85	0 00	34,815 02	35,355 82	



Statement Detail

SCHLUMBERGER INSTITUTIONAL CAPITAL: LCV
Realized Gains and Losses

Period Ended December 31, 2013

YEAR TO DATE GAINS AND LOSSES

This information is for general guidance and should not be used for tax purposes. You should use only your official form 1099's or other tax records for tax reporting. This information is not, and should not be construed as tax, accounting or legal advice. Please consult with your tax advisor regarding the tax consequences of your investment decisions. The cost basis and acquisition dates of securities that you acquired elsewhere and that were subsequently delivered into your Goldman Sachs account were provided by you or a third party and Goldman Sachs makes no representation as to the accuracy of such information.

	Date Acquired or Sold Short	Date Sold or Covered	Quantity	Sale Proceeds	Cost Basis	FX Gain (Loss)	Market Gain (Loss)	Total Gain (Loss)	Holding Period
CITIGROUP INC CMN	Jan 11 2012	Jan 08 2013	4.00	169.21	123.05	0.00	46.16	46.16	ST
BLACKROCK, INC CMN	Nov 06 2012	Jan 09 2013	2.00	429.09	382.44	0.00	46.65	46.65	ST
CITIGROUP INC CMN	Jan 11 2012	Jan 09 2013	25.00	1,050.66	769.06	0.00	281.60	281.60	ST
THE MOSAIC COMPANY CMN	Dec 10 2012	Jan 09 2013	7.00	414.19	381.01	0.00	33.18	33.18	ST
WELLS FARGO & CO (NEW) CMN	Nov 08 2011	Jan 09 2013	16.00	556.26	418.51	0.00	137.75	137.75	LT
	Nov 22 2011	Jan 09 2013	10.00	347.66	242.83	0.00	104.83	104.83	LT
MICROSOFT CORPORATION CMN	Dec 22 2011	Jan 10 2013	11.00	289.25	283.78	0.00	5.47	5.47	LT
	Jan 20 2012	Jan 10 2013	28.00	736.25	825.86	0.00	(89.61)	(89.61)	ST
	Jan 20 2012	Jan 10 2013	84.00	2,222.46	2,477.58	0.00	(255.12)	(255.12)	ST
MONSANTO COMPANY CMN	Sep 21 2011	Jan 10 2013	6.00	592.12	405.72	0.00	186.40	186.40	LT
CITIGROUP INC CMN	Jan 11 2012	Jan 11 2013	19.00	803.33	584.49	0.00	218.84	218.84	ST
MICROSOFT CORPORATION CMN	Jan 20 2012	Jan 11 2013	6.00	159.96	176.97	0.00	(17.01)	(17.01)	ST
	Feb 22 2012	Jan 11 2013	29.00	773.14	909.88	0.00	(136.74)	(136.74)	ST
	Jun 05 2012	Jan 11 2013	8.00	213.28	228.55	0.00	(15.27)	(15.27)	ST
BLACKROCK, INC CMN	Nov 06 2012	Jan 18 2013	1.00	231.99	191.22	0.00	40.77	40.77	ST
	Nov 07 2012	Jan 18 2013	2.00	463.99	380.35	0.00	83.64	83.64	ST
	Nov 07 2012	Jan 18 2013	1.00	231.99	189.69	0.00	42.30	42.30	ST
WELLS FARGO & CO (NEW) CMN	Nov 22 2011	Jan 18 2013	34.00	1,177.27	825.62	0.00	351.65	351.65	LT
CITIGROUP INC CMN	Jan 11 2012	Jan 23 2013	18.00	757.09	553.72	0.00	203.37	203.37	LT
HONEYWELL INTL INC CMN	Sep 21 2011	Jan 23 2013	10.00	683.62	462.60	0.00	221.02	221.02	LT
MONSANTO COMPANY CMN	Sep 21 2011	Jan 23 2013	6.00	618.80	405.72	0.00	213.08	213.08	LT
CUMMINS INC COMMON STOCK	Jan 23 2012	Jan 24 2013	4.00	461.68	424.72	0.00	36.96	36.96	LT
MONSANTO COMPANY CMN	Sep 21 2011	Jan 24 2013	1.00	103.38	67.62	0.00	35.76	35.76	LT
	Oct 24 2011	Jan 24 2013	3.00	310.13	224.70	0.00	85.43	85.43	LT
	Oct 24 2011	Jan 25 2013	6.00	620.58	449.40	0.00	171.18	171.18	LT
TIME WARNER INC CMN	Sep 21 2011	Jan 25 2013	16.00	805.29	494.08	0.00	311.21	311.21	LT



SCHLUMBERGER INSTITUTIONAL CAPITAL: LCV
Realized Gains and Losses (Continued)

Period Ended December 31, 2013

	Date Acquired or Sold Short	Date Sold or Covered	Quantity	Sale Proceeds	Cost Basis	FX Gain (Loss)	Market Gain (Loss)	Total Gain (Loss)	Holding Period
JPMORGAN CHASE & CO CMN	Oct 24 2011	Jan 29 2013	9.00	421.63	308.97	0.00	112.66	112.66	LT
	Nov 22 2011	Jan 29 2013	12.00	562.18	357.94	0.00	204.24	204.24	LT
BB&T CORPORATION CMN	Sep 21 2011	Jan 30 2013	2.00	61.02	43.96	0.00	17.06	17.06	LT
	Oct 24 2011	Jan 30 2013	30.00	915.32	707.70	0.00	207.62	207.62	LT
CISCO SYSTEMS, INC CMN	Sep 21 2011	Jan 30 2013	17.00	351.33	276.51	0.00	74.82	74.82	LT
	Oct 07 2011	Jan 30 2013	7.00	144.66	117.04	0.00	27.62	27.62	LT
	Oct 11 2011	Jan 30 2013	15.00	310.00	254.81	0.00	55.19	55.19	LT
	Oct 13 2011	Jan 30 2013	11.00	227.33	189.75	0.00	37.58	37.58	LT
	Oct 19 2011	Jan 30 2013	5.00	103.33	86.94	0.00	16.39	16.39	LT
	Oct 24 2011	Jan 30 2013	30.00	619.99	527.85	0.00	92.14	92.14	LT
WELLS FARGO & CO (NEW) CMN	Nov 22 2011	Jan 30 2013	19.00	664.04	451.38	0.00	202.66	202.66	LT
MICROSOFT CORPORATION CMN	Jun 05 2012	Feb 25 2013	10.00	275.78	285.69	0.00	(9.91)	(9.91)	ST
	Aug 17 2012	Feb 25 2013	19.00	523.97	582.33	0.00	(58.36)	(58.36)	ST
JPMORGAN CHASE & CO CMN	Nov 22 2011	Feb 26 2013	37.00	1,752.06	1,103.64	0.00	648.42	648.42	LT
MICROSOFT CORPORATION CMN	Aug 17 2012	Feb 26 2013	39.00	1,071.03	1,195.32	0.00	(124.29)	(124.29)	ST
	Sep 14 2012	Feb 26 2013	29.00	796.40	900.01	0.00	(103.61)	(103.61)	ST
WELLS FARGO & CO (NEW) CMN	Nov 22 2011	Feb 26 2013	23.00	797.59	558.51	0.00	239.08	239.08	LT
	Nov 25 2011	Feb 26 2013	9.00	312.10	213.69	0.00	98.41	98.41	LT
	Dec 22 2011	Feb 26 2013	3.00	104.03	81.84	0.00	22.19	22.19	LT
BLACKROCK, INC CMN	Nov 07 2012	Mar 01 2013	3.00	708.89	569.08	0.00	139.81	139.81	ST
CITIGROUP INC CMN	Jan 11 2012	Mar 01 2013	3.00	126.56	92.29	0.00	34.27	34.27	LT
	Jan 18 2012	Mar 01 2013	7.00	295.31	202.47	0.00	92.84	92.84	LT
	Jan 18 2012	Mar 01 2013	11.00	464.06	312.73	0.00	151.33	151.33	LT
TIME WARNER INC CMN	Sep 21 2011	Mar 06 2013	18.00	990.74	555.84	0.00	434.90	434.90	LT
	Sep 21 2011	Mar 07 2013	27.00	1,521.46	833.76	0.00	687.70	687.70	LT
ACE LIMITED CMN	Nov 05 2012	Mar 08 2013	5.00	433.44	388.28	0.00	45.16	45.16	ST
ADOBE SYSTEMS INC CMN	Oct 15 2012	Mar 08 2013	6.00	249.05	193.76	0.00	55.29	55.29	ST
	Oct 16 2012	Mar 08 2013	3.00	124.52	99.60	0.00	24.92	24.92	ST
BARRICK GOLD CORPORATION CMN	Jun 14 2012	Mar 08 2013	21.00	607.51	813.79	0.00	(206.28)	(206.28)	ST
BAXTER INTERNATIONAL INC CMN	Jul 02 2012	Mar 08 2013	7.00	489.85	375.55	0.00	114.30	114.30	ST
BB&T CORPORATION CMN	Jul 03 2012	Mar 08 2013	3.00	209.94	161.77	0.00	48.17	48.17	ST
BLACKROCK, INC CMN	Oct 24 2011	Mar 08 2013	10.00	312.99	235.90	0.00	77.09	77.09	LT
	Nov 07 2012	Mar 08 2013	2.00	495.86	379.36	0.00	116.48	116.48	ST
	Nov 12 2012	Mar 08 2013	1.00	247.94	188.82	0.00	59.12	59.12	ST



SCHLUMBERGER INSTITUTIONAL CAPITAL: LCV
Realized Gains and Losses (Continued)

Period Ended December 31, 2013

	Date Acquired or Sold Short	Date Sold or Covered	Quantity	Sale Proceeds	Cost Basis	FX Gain (Loss)	Market Gain (Loss)	Total Gain (Loss)	Holding Period
CAPITAL ONE FINANCIAL CORP CMN	Nov 30 2011	Mar 08 2013	12.00	650.26	525.59	0.00	124.67	124.67	LT
	Dec 01 2011	Mar 08 2013	2.00	108.38	88.41	0.00	19.97	19.97	LT
CISCO SYSTEMS, INC. CMN	Oct 24 2011	Mar 08 2013	35.00	762.98	615.82	0.00	147.16	147.16	LT
CITIGROUP INC CMN	Jan 18 2012	Mar 08 2013	11.00	510.06	312.73	0.00	197.33	197.33	LT
	Jan 19 2012	Mar 08 2013	5.00	231.84	146.81	0.00	85.03	85.03	LT
COVIDIEN PUBLIC LIMITED COMPAN CMN	Sep 21 2011	Mar 08 2013	10.00	650.98	469.00	0.00	181.98	181.98	LT
CUMMINS INC COMMON STOCK	Jan 23 2012	Mar 08 2013	4.00	476.42	424.72	0.00	51.70	51.70	LT
ENCANA CORPORATION CMN	Jun 05 2012	Mar 08 2013	9.00	174.50	180.20	0.00	(5.70)	(5.70)	ST
	Jun 05 2012	Mar 08 2013	15.00	290.83	297.03	0.00	(6.20)	(6.20)	ST
ENCANA CORPORATION CMN DISALLOWED LOSSES							5.70	5.70	
							6.20	6.20	
EXXON MOBIL CORPORATION CMN	Sep 21 2011	Mar 08 2013	3.00	266.39	220.89	0.00	45.50	45.50	LT
	Oct 24 2011	Mar 08 2013	7.00	621.59	562.03	0.00	59.56	59.56	LT
GENERAL ELECTRIC CO CMN	Nov 30 2011	Mar 08 2013	46.00	1,091.09	723.09	0.00	368.00	368.00	LT
HALLIBURTON COMPANY CMN	Oct 02 2012	Mar 08 2013	8.00	335.83	270.19	0.00	65.64	65.64	ST
HONEYWELL INTL INC CMN	Sep 21 2011	Mar 08 2013	14.00	1,029.67	647.64	0.00	382.03	382.03	LT
JOHNSON & JOHNSON CMN	Jun 18 2012	Mar 08 2013	14.00	1,092.67	928.73	0.00	163.94	163.94	ST
JOHNSON CONTROLS INC CMN	Sep 21 2011	Mar 08 2013	20.00	675.38	575.20	0.00	100.18	100.18	LT
JPMORGAN CHASE & CO CMN	Nov 22 2011	Mar 08 2013	15.00	752.38	447.42	0.00	304.96	304.96	LT
MARATHON OIL CORPORATION CMN	Nov 08 2012	Mar 08 2013	17.00	568.97	509.45	0.00	59.52	59.52	ST
MC DONALDS CORP CMN	Oct 05 2012	Mar 08 2013	4.00	393.95	363.40	0.00	30.55	30.55	ST
MCKESSON CORPORATION CMN	Mar 09 2012	Mar 08 2013	5.00	546.28	434.83	0.00	111.45	111.45	ST
MONSANTO COMPANY CMN	Oct 24 2011	Mar 08 2013	4.00	413.31	299.60	0.00	113.71	113.71	LT
	Nov 17 2011	Mar 08 2013	3.00	309.98	210.96	0.00	99.02	99.02	LT
NOVARTIS AG-ADR SPONSORED ADR CMN	Jul 23 2012	Mar 08 2013	10.00	686.48	568.21	0.00	118.27	118.27	ST
PFIZER INC CMN	Sep 21 2011	Mar 08 2013	62.00	1,742.16	1,125.30	0.00	616.86	616.86	LT
SOUTHWESTERN ENERGY CO CMN	Oct 14 2011	Mar 08 2013	5.00	187.54	193.62	0.00	(6.08)	(6.08)	LT
	Oct 17 2011	Mar 08 2013	1.00	37.51	39.26	0.00	(1.75)	(1.75)	LT
	Oct 18 2011	Mar 08 2013	4.00	150.03	157.83	0.00	(7.80)	(7.80)	LT
TEXAS INSTRUMENTS INC. CMN	Sep 21 2011	Mar 08 2013	27.00	945.51	747.36	0.00	198.15	198.15	LT



Statement Detail

SCHLUMBERGER INSTITUTIONAL CAPITAL: LCV
Realized Gains and Losses (Continued)

Period Ended December 31, 2013

	Date Acquired or Sold Short	Date Sold or Covered	Quantity	Sale Proceeds	Cost Basis	FX Gain (Loss)	Market Gain (Loss)	Total Gain (Loss)	Holding Period
TIME WARNER INC CMN	Sep 21 2011	Mar 08 2013	26.00	1,490.02	802.88	0.00	687.14	687.14	LT
UNITEDHEALTH GROUP INCORPORATE CMN	Dec 05 2011	Mar 08 2013	9.00	484.72	442.09	0.00	42.63	42.63	LT
	Dec 05 2011	Mar 08 2013	1.00	53.88	48.11	0.00	5.75	5.75	LT
VIACOM INC CMN CLASS B	Sep 21 2011	Mar 08 2013	11.00	680.88	516.34	0.00	164.54	164.54	LT
VODAFONE GROUP PLC SPONSORED ADR CMN	Sep 21 2011	Mar 08 2013	32.00	883.82	821.76	0.00	62.06	62.06	LT
WELLS FARGO & CO (NEW) CMN	Dec 22 2011	Mar 08 2013	8.00	291.67	218.24	0.00	73.43	73.43	LT
TIME WARNER INC. CMN	Sep 21 2011	Mar 11 2013	47.00	2,687.16	1,451.36	0.00	1,235.80	1,235.80	LT
BLACKROCK, INC CMN	Nov 12 2012	Mar 12 2013	3.00	744.03	566.45	0.00	177.58	177.58	ST
TIME WARNER INC. CMN	Sep 21 2011	Mar 12 2013	11.00	625.25	339.68	0.00	285.57	285.57	LT
	Oct 24 2011	Mar 12 2013	30.00	1,705.23	1,045.20	0.00	660.03	660.03	LT
BLACKROCK, INC CMN	Nov 13 2012	Mar 13 2013	1.00	252.67	189.54	0.00	63.13	63.13	ST
CUMMINS INC COMMON STOCK	Jan 23 2012	Mar 13 2013	1.00	118.00	106.18	0.00	11.82	11.82	LT
	Jan 24 2012	Mar 13 2013	3.00	354.00	320.12	0.00	33.88	33.88	LT
HONEYWELL INTL INC CMN	Sep 21 2011	Mar 13 2013	18.00	1,328.72	832.68	0.00	496.04	496.04	LT
NOVARTIS AG-ADR SPONSORED ADR CMN	Jul 23 2012	Mar 13 2013	3.00	205.83	170.46	0.00	35.37	35.37	ST
	Jul 24 2012	Mar 13 2013	5.00	343.05	282.45	0.00	60.60	60.60	ST
TIME WARNER INC CMN	Oct 24 2011	Mar 13 2013	24.00	1,358.38	836.16	0.00	522.22	522.22	LT
BLACKROCK, INC CMN	Nov 13 2012	Mar 14 2013	2.00	511.24	379.07	0.00	132.17	132.17	ST
	Nov 14 2012	Mar 14 2013	1.00	255.63	188.16	0.00	67.47	67.47	ST
HONEYWELL INTL INC CMN	Sep 21 2011	Mar 14 2013	4.00	294.99	185.04	0.00	109.95	109.95	LT
NOVARTIS AG-ADR SPONSORED ADR CMN	Jul 24 2012	Mar 14 2013	10.00	688.86	564.89	0.00	123.97	123.97	ST
TIME WARNER INC CMN	Oct 24 2011	Mar 14 2013	30.00	1,716.23	1,045.20	0.00	671.03	671.03	LT
NOVARTIS AG-ADR SPONSORED ADR CMN	Jul 24 2012	Mar 15 2013	19.00	1,326.40	1,073.30	0.00	253.10	253.10	ST
TIME WARNER INC CMN	Oct 24 2011	Mar 15 2013	3.00	170.35	104.52	0.00	65.83	65.83	LT
	Nov 22 2011	Mar 15 2013	8.00	454.27	262.72	0.00	191.55	191.55	LT
VIACOM INC CMN CLASS B	Sep 21 2011	Mar 15 2013	8.00	505.85	375.52	0.00	130.33	130.33	LT
WELLS FARGO & CO (NEW) CMN	Dec 22 2011	Mar 15 2013	26.00	987.73	709.28	0.00	278.45	278.45	LT
CITIGROUP INC. CMN	Jan 19 2012	Mar 18 2013	8.00	369.37	234.90	0.00	134.47	134.47	LT
	Jan 19 2012	Mar 18 2013	10.00	463.47	293.62	0.00	169.85	169.85	LT
	Jan 20 2012	Mar 18 2013	5.00	231.73	147.60	0.00	84.13	84.13	LT
CUMMINS INC COMMON STOCK	Jan 24 2012	Mar 18 2013	1.00	116.47	106.71	0.00	9.76	9.76	LT
	Jan 27 2012	Mar 18 2013	4.00	465.85	426.29	0.00	39.56	39.56	LT
NOVARTIS AG-ADR SPONSORED ADR CMN	Jul 24 2012	Mar 18 2013	18.00	1,255.44	1,016.81	0.00	238.63	238.63	ST
WELLS FARGO & CO (NEW) CMN	Dec 22 2011	Mar 18 2013	41.00	1,548.26	1,118.48	0.00	429.78	429.78	LT



Statement Detail

SCHLUMBERGER INSTITUTIONAL CAPITAL: LCV
Realized Gains and Losses (Continued)

Period Ended December 31, 2013

Date Acquired or Sold Short	Date Sold or Covered	Quantity	Sale Proceeds	Cost Basis	FX Gain (Loss)	Market Gain (Loss)	Total Gain (Loss)	Holding Period
CITIGROUP INC CMN								
Jan 20 2012	Mar 18 2013	77.00	2,907.71	2,343.88	0.00	563.83	563.83	LT
Feb 22 2012	Mar 18 2013	19.00	717.49	581.40	0.00	136.09	136.09	LT
Jan 31 2013	Mar 18 2013	72.00	2,718.90	2,512.08	0.00	206.82	206.82	ST
Jan 20 2012	Mar 19 2013	32.00	1,460.09	944.64	0.00	515.45	515.45	LT
Jan 26 2012	Mar 19 2013	4.00	182.51	122.23	0.00	60.28	60.28	LT
Jan 27 2012	Mar 19 2013	3.00	344.03	319.71	0.00	24.32	24.32	LT
Feb 02 2012	Mar 19 2013	2.00	229.36	226.29	0.00	3.07	3.07	LT
Feb 22 2012	Mar 19 2013	5.00	573.39	611.45	0.00	(38.06)	(38.06)	LT
Sep 21 2011	Mar 19 2013	18.00	1,330.25	832.68	0.00	497.57	497.57	LT
Nov 22 2011	Mar 19 2013	20.00	979.71	596.56	0.00	383.15	383.15	LT
NOVARTIS AG-ADR SPONSORED ADR CMN								
Jul 24 2012	Mar 19 2013	1.00	70.04	56.49	0.00	13.55	13.55	ST
Sep 21 2011	Mar 19 2013	6.00	207.65	166.08	0.00	41.57	41.57	LT
TEXAS INSTRUMENTS INC CMN								
Nov 22 2011	Mar 19 2013	34.00	1,884.24	1,116.56	0.00	767.68	767.68	LT
VIACOM INC CMN CLASS B								
Sep 21 2011	Mar 19 2013	13.00	795.92	610.22	0.00	185.70	185.70	LT
BLACKROCK, INC. CMN								
Nov 14 2012	Mar 20 2013	4.00	1,032.33	752.62	0.00	279.71	279.71	ST
Nov 15 2012	Mar 20 2013	1.00	258.08	185.42	0.00	72.66	72.66	ST
CUMMINS INC COMMON STOCK								
Feb 22 2012	Mar 20 2013	2.00	232.34	244.58	0.00	(12.24)	(12.24)	LT
May 09 2012	Mar 20 2013	1.00	116.17	108.46	0.00	7.71	7.71	ST
May 18 2012	Mar 20 2013	5.00	580.85	489.67	0.00	91.18	91.18	ST
Jun 05 2012	Mar 20 2013	3.00	348.52	276.02	0.00	72.50	72.50	ST
NOVARTIS AG-ADR SPONSORED ADR CMN								
Jul 24 2012	Mar 20 2013	9.00	640.14	508.41	0.00	131.73	131.73	ST
BLACKROCK, INC. CMN								
Nov 15 2012	Mar 21 2013	3.00	762.44	556.27	0.00	206.17	206.17	ST
Nov 16 2012	Mar 21 2013	3.00	762.43	558.77	0.00	203.66	203.66	ST
Nov 19 2012	Mar 21 2013	2.00	508.29	380.91	0.00	127.38	127.38	ST
Nov 19 2012	Mar 21 2013	6.00	1,524.87	1,145.22	0.00	379.65	379.65	ST
Nov 20 2012	Mar 21 2013	3.00	762.43	578.46	0.00	183.97	183.97	ST
Jan 31 2013	Mar 21 2013	11.00	2,795.59	2,610.63	0.00	184.96	184.96	ST
HONEYWELL INTL. INC CMN								
Sep 21 2011	Mar 21 2013	3.00	224.42	138.78	0.00	85.64	85.64	LT
Oct 18 2011	Mar 21 2013	1.00	74.81	48.64	0.00	26.17	26.17	LT
Oct 19 2011	Mar 21 2013	4.00	299.23	198.31	0.00	100.92	100.92	LT



Statement Detail
SCHLUMBERGER INSTITUTIONAL CAPITAL: LCV
 Realized Gains and Losses (Continued)

Period Ended December 31, 2013

	Date Acquired or Sold Short	Date Sold or Covered	Quantity	Sale Proceeds	Cost Basis	FX Gain (Loss)	Market Gain (Loss)	Total Gain (Loss)	Holding Period
	Oct 21 2011	Mar 21 2013	1.00	74.81	51.08	0.00	23.73	23.73	LT
	Oct 24 2011	Mar 21 2013	6.00	448.85	310.98	0.00	137.87	137.87	LT
NOVARTIS AG-ADR SPONSORED ADR CMN	Jul 25 2012	Mar 21 2013	5.00	352.81	283.02	0.00	69.79	69.79	ST
TEXAS INSTRUMENTS INC CMN	Sep 21 2011	Mar 21 2013	11.00	379.91	304.48	0.00	75.43	75.43	LT
CUMMINS INC COMMON STOCK	Jun 05 2012	Mar 22 2013	1.00	113.67	92.01	0.00	21.66	21.66	ST
	Jun 06 2012	Mar 22 2013	3.00	341.00	285.70	0.00	55.30	55.30	ST
	Jun 07 2012	Mar 22 2013	6.00	682.01	593.56	0.00	88.45	88.45	ST
NOVARTIS AG-ADR SPONSORED ADR CMN	Jul 25 2012	Mar 22 2013	10.00	709.20	566.03	0.00	143.17	143.17	ST
TEXAS INSTRUMENTS INC CMN	Sep 21 2011	Mar 22 2013	29.00	1,000.24	802.72	0.00	197.52	197.52	LT
NOVARTIS AG-ADR SPONSORED ADR CMN	Jul 25 2012	Mar 25 2013	6.00	422.02	339.62	0.00	82.40	82.40	ST
	Jul 25 2012	Mar 26 2013	9.00	638.33	509.43	0.00	128.90	128.90	ST
	Jul 25 2012	Mar 27 2013	11.00	773.78	622.63	0.00	151.15	151.15	ST
HONEYWELL INTL INC CMN	Oct 24 2011	Mar 28 2013	4.00	301.17	207.32	0.00	93.85	93.85	LT
	Oct 24 2011	Apr 01 2013	2.00	148.27	103.66	0.00	44.61	44.61	LT
	Oct 24 2011	Apr 03 2013	7.00	514.34	362.81	0.00	151.53	151.53	LT
	Oct 24 2011	Apr 03 2013	7.00	516.51	362.81	0.00	153.70	153.70	LT
JOHNSON CONTROLS INC CMN	Sep 21 2011	Apr 03 2013	2.00	67.60	57.52	0.00	10.08	10.08	LT
	Sep 21 2011	Apr 03 2013	2.00	67.90	57.52	0.00	10.38	10.38	LT
TEXAS INSTRUMENTS INC CMN	Sep 21 2011	Apr 03 2013	4.00	136.48	110.72	0.00	25.76	25.76	LT
	Oct 24 2011	Apr 03 2013	3.00	103.56	94.62	0.00	8.94	8.94	LT
	Oct 24 2011	Apr 03 2013	15.00	511.82	473.10	0.00	38.72	38.72	LT
HONEYWELL INTL INC CMN	Oct 24 2011	Apr 04 2013	8.00	587.86	414.64	0.00	173.22	173.22	LT
JOHNSON CONTROLS INC CMN	Sep 21 2011	Apr 04 2013	52.00	1,727.58	1,495.52	0.00	232.06	232.06	LT
	Oct 13 2011	Apr 04 2013	2.00	66.44	53.54	0.00	12.90	12.90	LT
TEXAS INSTRUMENTS INC CMN	Oct 24 2011	Apr 04 2013	28.00	952.48	883.12	0.00	79.36	79.36	LT
METLIFE, INC CMN	Mar 07 2013	Apr 05 2013	9.00	328.81	334.50	0.00	(5.69)	(5.69)	ST
METLIFE, INC CMN DISALLOWED LOSSES							5.69		
METLIFE, INC CMN	Mar 07 2013	Apr 08 2013	7.00	252.76	260.17	0.00	(7.41)	(7.41)	ST
	Mar 07 2013	Apr 08 2013	9.00	324.97	357.14	0.00	(32.17)	(32.17)	ST
	Mar 08 2013	Apr 08 2013	15.00	541.63	585.75	0.00	(44.12)	(44.12)	ST
METLIFE, INC CMN DISALLOWED LOSSES							7.41		
							32.17		
							44.12		
METLIFE, INC CMN	Mar 07 2013	Apr 09 2013	7.00	256.78	284.04	0.00	(27.26)	(27.26)	ST



Statement Detail

SCHLUMBERGER INSTITUTIONAL CAPITAL: LCV
Realized Gains and Losses (Continued)

Period Ended December 31, 2013

Date Acquired or Sold Short	Date Sold or Covered	Quantity	Sale Proceeds	Cost Basis	FX Gain (Loss)	Market Gain (Loss)	Total Gain (Loss)	Holding Period
Mar 07 2013	Apr 09 2013	9.00	330.14	387.83	0.00	(57.69)	(57.69)	ST
Mar 08 2013	Apr 09 2013	12.00	440.19	488.60	0.00	(28.41)	(28.41)	ST
Mar 08 2013	Apr 09 2013	15.00	550.24	636.90	0.00	(86.66)	(86.66)	ST
METLIFE, INC. CMN DISALLOWED LOSSES								
Jun 14 2012	Apr 10 2013	3.00	74.87	116.26	0.00	(41.39)	(41.39)	ST
Jun 15 2012	Apr 10 2013	60.00	1,497.26	2,338.91	0.00	(841.65)	(841.65)	ST
Jun 15 2012	Apr 11 2013	5.00	124.11	194.91	0.00	(70.80)	(70.80)	ST
Jun 18 2012	Apr 11 2013	34.00	843.97	1,342.06	0.00	(498.09)	(498.09)	ST
Jun 19 2012	Apr 11 2013	32.00	794.33	1,279.99	0.00	(485.66)	(485.66)	ST
Jun 20 2012	Apr 11 2013	3.00	74.47	120.38	0.00	(45.91)	(45.91)	ST
Jun 20 2012	Apr 12 2013	55.00	1,290.47	2,207.01	0.00	(916.54)	(916.54)	ST
Mar 07 2013	Apr 12 2013	7.00	257.56	306.71	0.00	(49.15)	(49.15)	ST
Mar 07 2013	Apr 12 2013	1.00	36.79	46.33	0.00	(9.54)	(9.54)	ST
METLIFE, INC. CMN DISALLOWED LOSSES								
Jun 20 2012	Apr 15 2013	25.00	499.90	1,003.19	0.00	(503.29)	(503.29)	ST
Jun 21 2012	Apr 15 2013	4.00	79.98	156.39	0.00	(76.41)	(76.41)	ST
Jun 25 2012	Apr 15 2013	7.00	139.97	264.83	0.00	(124.86)	(124.86)	ST
Jun 29 2012	Apr 15 2013	5.00	99.98	184.97	0.00	(84.99)	(84.99)	ST
Jul 05 2012	Apr 15 2013	20.00	399.92	761.87	0.00	(361.95)	(361.95)	ST
Aug 23 2012	Apr 15 2013	10.00	199.96	378.69	0.00	(178.73)	(178.73)	ST
Sep 07 2012	Apr 15 2013	2.00	39.99	80.70	0.00	(40.71)	(40.71)	ST
Jan 31 2013	Apr 15 2013	24.00	479.90	767.52	0.00	(287.62)	(287.62)	ST
Jan 31 2013	Apr 16 2013	24.00	450.57	767.52	0.00	(316.95)	(316.95)	ST
Jan 31 2013	Apr 16 2013	56.00	1,111.79	1,790.88	0.00	(679.09)	(679.09)	ST
Jun 20 2012	Apr 17 2013	5.00	538.69	479.83	0.00	58.86	58.86	ST
Aug 03 2012	Apr 17 2013	5.00	538.68	497.98	0.00	40.70	40.70	ST
CUMMINS INC COMMON STOCK								



SCHLUMBERGER INSTITUTIONAL CAPITAL: LCV
Realized Gains and Losses (Continued)

Period Ended December 31, 2013

	Date Acquired or Sold Short	Date Sold or Covered	Quantity	Sale Proceeds	Cost Basis	FX Gain (Loss)	Market Gain (Loss)	Total Gain (Loss)	Holding Period
HALLIBURTON COMPANY CMN	Oct 02 2012	Apr 17 2013	22.00	831.69	743.01	0.00	88.68	88.68	ST
	Oct 03 2012	Apr 17 2013	16.00	604.87	533.51	0.00	71.36	71.36	ST
TEXAS INSTRUMENTS INC. CMN	Oct 24 2011	Apr 17 2013	10.00	343.72	315.40	0.00	28.32	28.32	LT
	Nov 03 2011	Apr 17 2013	5.00	171.86	154.24	0.00	17.62	17.62	LT
	Nov 03 2011	Apr 17 2013	7.00	240.60	217.48	0.00	23.12	23.12	LT
	Nov 16 2011	Apr 17 2013	1.00	34.37	31.97	0.00	2.40	2.40	LT
CUMMINS INC COMMON STOCK	Aug 03 2012	Apr 18 2013	1.00	106.05	99.60	0.00	6.45	6.45	ST
	Aug 07 2012	Apr 18 2013	8.00	848.37	811.99	0.00	36.38	36.38	ST
	Aug 16 2012	Apr 18 2013	3.00	318.14	308.27	0.00	9.87	9.87	ST
HALLIBURTON COMPANY CMN	Oct 03 2012	Apr 18 2013	21.00	793.43	700.23	0.00	93.20	93.20	ST
	Oct 04 2012	Apr 18 2013	37.00	1,397.96	1,252.08	0.00	145.88	145.88	ST
PRIZER INC CMN	Sep 21 2011	Apr 18 2013	16.00	489.07	290.40	0.00	198.67	198.67	LT
TEXAS INSTRUMENTS INC CMN	Nov 16 2011	Apr 18 2013	3.00	102.86	95.92	0.00	6.94	6.94	LT
	Nov 22 2011	Apr 18 2013	23.00	788.55	661.94	0.00	126.61	126.61	LT
CUMMINS INC COMMON STOCK	Sep 06 2012	Apr 19 2013	3.00	318.87	297.68	0.00	21.19	21.19	ST
	Jan 31 2013	Apr 19 2013	13.00	1,381.78	1,498.25	0.00	(116.47)	(116.47)	ST
	Jan 31 2013	Apr 22 2013	10.00	1,075.73	1,152.50	0.00	(76.77)	(76.77)	ST
CISCO SYSTEMS, INC CMN	Oct 24 2011	Apr 24 2013	52.00	1,059.78	914.94	0.00	144.84	144.84	LT
	Nov 22 2011	Apr 24 2013	57.00	1,161.68	1,021.73	0.00	139.95	139.95	LT
PRIZER INC CMN	Sep 21 2011	Apr 24 2013	58.00	1,793.77	1,052.70	0.00	741.07	741.07	LT
TIME WARNER INC CMN	Nov 22 2011	Apr 24 2013	10.00	600.00	328.40	0.00	271.60	271.60	LT
VIACOM INC CMN CLASS B	Sep 21 2011	Apr 24 2013	8.00	520.28	375.52	0.00	144.76	144.76	LT
TIME WARNER INC CMN	Nov 22 2011	Apr 25 2013	3.00	177.95	98.52	0.00	79.43	79.43	LT
CISCO SYSTEMS, INC CMN	Nov 22 2011	Apr 30 2013	52.00	1,090.59	932.10	0.00	158.49	158.49	LT
HALLIBURTON COMPANY CMN	Oct 04 2012	Apr 30 2013	18.00	767.58	609.12	0.00	158.46	158.46	ST
CISCO SYSTEMS, INC CMN	Nov 22 2011	May 01 2013	26.00	532.60	486.05	0.00	66.55	66.55	LT
	Nov 25 2011	May 01 2013	10.00	204.85	177.82	0.00	27.03	27.03	LT
	Nov 30 2011	May 01 2013	12.00	245.82	224.14	0.00	21.68	21.68	LT
	Dec 15 2011	May 01 2013	15.00	307.27	271.61	0.00	35.66	35.66	LT
	Dec 15 2011	May 07 2013	14.00	286.04	253.50	0.00	32.54	32.54	LT
	Dec 22 2011	May 07 2013	25.00	510.80	453.13	0.00	57.67	57.67	LT
HONEYWELL INTL. INC CMN	Oct 24 2011	May 29 2013	6.00	474.60	310.98	0.00	163.62	163.62	LT
	Nov 22 2011	May 29 2013	10.00	791.01	510.50	0.00	280.51	280.51	LT
JPMORGAN CHASE & CO CMN	Nov 22 2011	May 31 2013	10.00	553.72	298.28	0.00	255.44	255.44	LT



SCHLUMBERGER INSTITUTIONAL CAPITAL: LCV
Realized Gains and Losses (Continued)

Period Ended December 31, 2013

Date Acquired or Sold Short	Date Sold or Covered	Quantity	Sale Proceeds	Cost Basis	FX Gain (Loss)	Market Gain (Loss)	Total Gain (Loss)	Holding Period
Nov 28 2011	May 31 2013	5.00	276.86	148.06	0.00	128.80	128.80	LT
Dec 22 2011	May 31 2013	9.00	498.35	301.59	0.00	196.76	196.76	LT
ADOBE SYSTEMS INC CMN								
Oct 16 2012	Jun 04 2013	7.00	310.47	232.41	0.00	78.06	78.06	ST
Oct 17 2012	Jun 04 2013	13.00	576.58	432.52	0.00	144.06	144.06	ST
Oct 17 2012	Jun 07 2013	4.00	176.76	133.08	0.00	43.68	43.68	ST
Oct 18 2012	Jun 07 2013	12.00	530.30	401.38	0.00	128.92	128.92	ST
Oct 19 2012	Jun 07 2013	10.00	441.91	332.49	0.00	109.42	109.42	ST
Oct 22 2012	Jun 07 2013	33.00	1,458.31	1,103.37	0.00	354.94	354.94	ST
Oct 23 2012	Jun 07 2013	14.00	618.68	463.38	0.00	155.30	155.30	ST
Oct 26 2012	Jun 07 2013	11.00	486.10	369.95	0.00	116.15	116.15	ST
Oct 31 2012	Jun 07 2013	29.00	1,281.55	985.74	0.00	295.81	295.81	ST
Nov 01 2012	Jun 07 2013	1.00	44.19	34.47	0.00	9.72	9.72	ST
JOHNSON & JOHNSON CMN								
Jun 18 2012	Jun 07 2013	24.00	2,031.40	1,582.10	0.00	439.30	439.30	ST
Jun 19 2012	Jun 07 2013	3.00	253.93	200.66	0.00	53.27	53.27	ST
ADOBE SYSTEMS INC CMN								
Nov 01 2012	Jun 10 2013	9.00	396.63	310.25	0.00	86.38	86.38	ST
Nov 02 2012	Jun 10 2013	9.00	396.63	309.83	0.00	86.80	86.80	ST
Nov 07 2012	Jun 10 2013	19.00	837.33	641.86	0.00	195.47	195.47	ST
Dec 04 2012	Jun 10 2013	4.00	176.28	141.33	0.00	34.95	34.95	ST
Jan 09 2013	Jun 10 2013	10.00	440.70	386.23	0.00	54.47	54.47	ST
Jan 31 2013	Jun 10 2013	1.00	44.07	38.08	0.00	5.99	5.99	ST
JOHNSON & JOHNSON CMN								
Jun 19 2012	Jun 10 2013	6.00	510.61	401.32	0.00	109.29	109.29	ST
ADOBE SYSTEMS INC CMN								
Jan 31 2013	Jun 11 2013	56.00	2,443.54	2,132.42	0.00	311.12	311.12	ST
CITIGROUP INC CMN								
Jan 26 2012	Jun 11 2013	13.00	654.11	397.26	0.00	256.85	256.85	LT
Jan 31 2012	Jun 11 2013	24.00	1,207.59	731.32	0.00	476.27	476.27	LT
COCA-COLA COMPANY (THE) CMN								
Mar 18 2013	Jun 11 2013	15.00	612.29	581.52	0.00	30.77	30.77	ST
Mar 19 2013	Jun 11 2013	3.00	122.46	117.59	0.00	4.87	4.87	ST
ADOBE SYSTEMS INC CMN								
Jan 31 2013	Jun 12 2013	9.00	387.48	342.71	0.00	44.77	44.77	ST
Feb 26 2013	Jun 12 2013	9.00	387.48	344.43	0.00	43.05	43.05	ST
Feb 27 2013	Jun 12 2013	11.00	473.59	432.98	0.00	40.61	40.61	ST
Jun 03 2013	Jun 12 2013	19.00	818.02	824.03	0.00	(6.01)	(6.01)	ST



Statement Detail
SCHLUMBERGER INSTITUTIONAL CAPITAL: LCV
 Realized Gains and Losses (Continued)

Period Ended December 31, 2013

	Date Acquired or Sold/Short	Date Sold or Covered	Quantity	Sale Proceeds	Cost Basis	FX Gain (Loss)	Market Gain (Loss)	Total Gain (Loss)	Holding Period
JOHNSON & JOHNSON CMN	Jun 19 2012	Jun 20 2013	15.00	1,257.39	1,003.30	0.00	254.09	254.09	LT
METLIFE, INC CMN	Mar 07 2013	Jun 24 2013	7.00	304.61	330.79	0.00	(26.18)	(26.18)	ST
	Mar 07 2013	Jun 24 2013	8.00	348.13	370.65	0.00	(22.52)	(22.52)	ST
	Mar 07 2013	Jun 24 2013	1.00	43.51	49.77	0.00	(6.26)	(6.26)	ST
	Mar 08 2013	Jun 24 2013	4.00	174.06	182.79	0.00	(8.73)	(8.73)	ST
	Mar 08 2013	Jun 24 2013	12.00	522.20	502.63	0.00	19.57	19.57	ST
METLIFE, INC CMN DISALLOWED LOSSES								6.26	
								22.52	
								26.18	
								8.73	
TEXAS INSTRUMENTS INC CMN	Nov 22 2011	Jun 24 2013	23.00	789.00	661.94	0.00	127.06	127.06	LT
MALLINCKRODT PUBLIC LIMITED CO CMN	Sep 21 2011	Jul 01 2013	0.25	11.38	0.00	0.00	11.38	11.38	LT
	Sep 21 2011	Jul 02 2013	4.00	174.03	147.61	0.00	26.42	26.42	LT
	Oct 24 2011	Jul 02 2013	3.00	130.52	102.53	0.00	27.99	27.99	LT
	Nov 22 2011	Jul 02 2013	3.00	130.52	100.99	0.00	29.53	29.53	LT
	Dec 22 2011	Jul 02 2013	3.00	130.52	101.52	0.00	29.00	29.00	LT
	Jan 20 2012	Jul 02 2013	3.00	130.52	96.34	0.00	34.18	34.18	LT
	Feb 22 2012	Jul 02 2013	1.00	43.51	27.51	0.00	16.00	16.00	LT
	May 14 2012	Jul 02 2013	1.00	43.50	48.26	0.00	(4.76)	(4.76)	LT
	Jul 20 2012	Jul 02 2013	2.00	87.01	65.70	0.00	21.31	21.31	ST
	Jan 31 2013	Jul 02 2013	8.00	348.06	334.06	0.00	14.00	14.00	ST
	Mar 21 2013	Jul 02 2013	1.00	43.51	23.18	0.00	20.33	20.33	ST
	Jun 03 2013	Jul 02 2013	2.00	87.02	105.95	0.00	(18.93)	(18.93)	ST
METLIFE, INC. CMN	Mar 07 2013	Jul 22 2013	7.00	344.52	336.21	0.00	8.31	8.31	ST
	Mar 07 2013	Jul 22 2013	8.00	393.74	376.84	0.00	16.90	16.90	ST
	Mar 07 2013	Jul 22 2013	1.00	49.22	50.55	0.00	(1.33)	(1.33)	ST
	Mar 08 2013	Jul 22 2013	11.00	541.39	502.68	0.00	38.71	38.71	ST
	Mar 12 2013	Jul 22 2013	4.00	196.87	158.07	0.00	38.80	38.80	ST
METLIFE, INC CMN DISALLOWED LOSSES								1.33	
METLIFE, INC CMN	Mar 07 2013	Jul 25 2013	1.00	48.57	47.73	0.00	0.84	0.84	ST
	Mar 12 2013	Jul 25 2013	15.00	728.57	592.77	0.00	135.80	135.80	ST
	Mar 12 2013	Jul 26 2013	74.00	3,592.19	2,924.34	0.00	667.85	667.85	ST
	Mar 13 2013	Jul 26 2013	6.00	291.26	239.53	0.00	51.73	51.73	ST
	Mar 13 2013	Jul 26 2013	32.00	1,562.49	1,277.48	0.00	285.01	285.01	ST



SCHLUMBERGER INSTITUTIONAL CAPITAL: LCV
Realized Gains and Losses (Continued)

Period Ended December 31, 2013

	Date Acquired or Sold Short	Date Sold or Covered	Quantity	Sale Proceeds	Cost Basis	FX Gain (Loss)	Market Gain (Loss)	Total Gain (Loss)	Holding Period
JOHNSON & JOHNSON CMIN	Mar 13 2013	Jul 29 2013	2.00	97.38	79.84	0.00	17.54	17.54	ST
	Mar 14 2013	Jul 29 2013	23.00	1,119.84	925.39	0.00	194.45	194.45	ST
	Mar 16 2013	Jul 29 2013	4.00	194.76	194.33	0.00	0.43	0.43	ST
	Jul 02 2013	Jul 29 2013	18.00	876.39	835.20	0.00	41.19	41.19	ST
COVIDIEN PUBLIC LIMITED COMPAN CMN	Jun 19 2012	Aug 08 2013	16.00	1,488.19	1,070.19	0.00	418.00	418.00	LT
	Jun 20 2012	Aug 08 2013	9.00	837.10	599.62	0.00	237.48	237.48	LT
	Jun 20 2012	Aug 09 2013	22.00	2,030.49	1,465.74	0.00	564.75	564.75	LT
	Jun 20 2012	Aug 12 2013	21.00	1,929.80	1,399.12	0.00	530.68	530.68	LT
	Jun 20 2012	Aug 14 2013	15.00	1,365.45	999.37	0.00	366.08	366.08	LT
	Sep 21 2011	Aug 15 2013	4.00	247.70	171.20	0.00	76.50	76.50	LT
HONEYWELL INTL INC CMIN	Sep 21 2011	Aug 15 2013	6.00	375.61	256.80	0.00	118.81	118.81	LT
	Sep 21 2011	Aug 21 2013	17.00	1,028.88	727.60	0.00	301.28	301.28	LT
	Nov 22 2011	Aug 21 2013	9.00	727.64	459.45	0.00	268.19	268.19	LT
COVIDIEN PUBLIC LIMITED COMPAN CMN	Sep 21 2011	Aug 22 2013	9.00	547.54	385.20	0.00	162.34	162.34	LT
	Oct 24 2011	Aug 22 2013	3.00	182.52	128.43	0.00	54.09	54.09	LT
HONEYWELL INTL INC CMIN	Nov 22 2011	Aug 22 2013	13.00	1,048.63	663.65	0.00	384.98	384.98	LT
	Jun 20 2012	Aug 22 2013	2.00	176.45	133.25	0.00	43.20	43.20	LT
JOHNSON & JOHNSON CMIN	Jun 21 2012	Aug 22 2013	18.00	1,588.08	1,197.60	0.00	390.48	390.48	LT
	Sep 21 2011	Sep 06 2013	14.00	1,130.91	657.16	0.00	473.75	473.75	LT
VIACOM INC CMIN CLASS B	Sep 22 2011	Sep 06 2013	7.00	565.46	288.82	0.00	276.64	276.64	LT
	Oct 24 2011	Sep 06 2013	10.00	807.79	442.30	0.00	365.49	365.49	LT
HONEYWELL INTL INC CMIN	Nov 22 2011	Sep 09 2013	10.00	823.82	510.50	0.00	313.32	313.32	LT
	Dec 22 2011	Sep 09 2013	11.00	906.21	600.49	0.00	305.72	305.72	LT
VIACOM INC CMIN CLASS B	Oct 24 2011	Sep 10 2013	8.00	646.97	353.84	0.00	293.13	293.13	LT
	Oct 24 2011	Sep 11 2013	9.00	734.28	398.07	0.00	336.21	336.21	LT
JOHNSON & JOHNSON CMIN	Jun 21 2012	Sep 12 2013	6.00	533.79	399.20	0.00	134.59	134.59	LT
	Oct 24 2011	Sep 12 2013	8.00	663.29	353.84	0.00	309.45	309.45	LT
JOHNSON & JOHNSON CMIN	Jun 25 2012	Sep 13 2013	6.00	530.73	398.03	0.00	132.70	132.70	LT
	Oct 09 2012	Sep 13 2013	6.00	530.73	410.05	0.00	120.68	120.68	ST
VIACOM INC CMIN CLASS B	Oct 24 2011	Sep 13 2013	4.00	329.57	176.92	0.00	152.65	152.65	LT



Statement Detail

SCHLUMBERGER INSTITUTIONAL CAPITAL: LCV
Realized Gains and Losses (Continued)

Period Ended December 31, 2013

	Date Acquired or Sold Short	Date Sold or Covered	Quantity	Sale Proceeds	Cost Basis	FX Gain (Loss)	Market Gain (Loss)	Total Gain (Loss)	Holding Period
JOHNSON & JOHNSON CMN	Nov 22 2011	Sep 13 2013	6.00	494.36	258.78	0.00	235.58	235.58	LT
	Oct 09 2012	Sep 16 2013	6.00	533.69	410.05	0.00	123.64	123.64	ST
	Nov 01 2012	Sep 16 2013	3.00	266.85	214.58	0.00	52.27	52.27	ST
	Nov 01 2012	Sep 16 2013	9.00	800.54	646.20	0.00	154.34	154.34	ST
	Nov 01 2012	Sep 17 2013	6.00	533.12	429.16	0.00	103.96	103.96	ST
	Nov 01 2012	Sep 18 2013	6.00	530.51	429.16	0.00	101.35	101.35	ST
	Nov 29 2012	Sep 18 2013	6.00	530.51	416.37	0.00	114.14	114.14	ST
	Mar 09 2012	Oct 02 2013	1.00	130.39	86.97	0.00	43.42	43.42	LT
	Mar 09 2012	Oct 03 2013	13.00	1,678.65	1,130.55	0.00	548.10	548.10	LT
	Nov 22 2011	Oct 03 2013	20.00	1,635.90	862.60	0.00	773.30	773.30	LT
VIACOM INC CMN CLASS B	Mar 09 2012	Oct 04 2013	5.00	658.18	432.46	0.00	225.72	225.72	LT
	Mar 09 2012	Oct 04 2013	8.00	1,053.09	895.72	0.00	357.37	357.37	LT
MCKESSON CORPORATION CMN	Nov 22 2011	Oct 04 2013	22.00	878.71	633.16	0.00	245.55	245.55	LT
	Dec 09 2011	Oct 04 2013	1.00	39.94	29.39	0.00	10.55	10.55	LT
	Dec 15 2011	Oct 04 2013	7.00	279.59	200.03	0.00	79.56	79.56	LT
	Dec 22 2011	Oct 04 2013	10.00	399.41	293.48	0.00	105.93	105.93	LT
VIACOM INC CMN CLASS B	Nov 22 2011	Oct 04 2013	18.00	1,492.61	776.34	0.00	716.27	716.27	LT
	Mar 09 2012	Oct 07 2013	8.00	1,041.53	691.93	0.00	349.60	349.60	LT
MCKESSON CORPORATION CMN	Mar 12 2012	Oct 07 2013	2.00	260.39	172.23	0.00	88.16	88.16	LT
	Mar 12 2012	Oct 08 2013	14.00	1,889.63	1,205.58	0.00	684.05	684.05	LT
	Apr 04 2012	Oct 08 2013	5.00	674.87	441.53	0.00	233.34	233.34	LT
	May 09 2012	Oct 08 2013	8.00	1,079.78	715.90	0.00	363.88	363.88	LT
	Jun 15 2012	Oct 08 2013	7.00	944.81	634.95	0.00	309.86	309.86	LT
	Jun 18 2012	Oct 08 2013	5.00	674.86	459.32	0.00	215.54	215.54	LT
	Oct 31 2012	Oct 08 2013	2.00	269.95	185.17	0.00	84.78	84.78	ST
	Nov 22 2011	Oct 08 2013	2.00	163.24	86.26	0.00	76.98	76.98	LT
	Dec 22 2011	Oct 08 2013	6.00	489.73	269.34	0.00	220.39	220.39	LT
	Oct 31 2012	Oct 09 2013	3.00	399.36	277.75	0.00	121.61	121.61	ST
MCKESSON CORPORATION CMN	Jan 10 2013	Oct 09 2013	3.00	399.36	303.51	0.00	95.85	95.85	ST
	Jan 31 2013	Oct 09 2013	20.00	2,862.42	2,116.80	0.00	545.62	545.62	ST
TIME WARNER INC CMN	Nov 22 2011	Oct 09 2013	4.00	257.07	131.36	0.00	125.71	125.71	LT
MCKESSON CORPORATION CMN	Jan 31 2013	Oct 10 2013	11.00	1,513.24	1,164.24	0.00	349.00	349.00	ST
	Mar 21 2013	Oct 10 2013	4.00	551.03	426.90	0.00	124.13	124.13	ST
TIME WARNER INC CMN	Mar 21 2013	Oct 10 2013	1.00	137.56	106.72	0.00	30.84	30.84	ST



SCHLUMBERGER INSTITUTIONAL CAPITAL: LCV
Realized Gains and Losses (Continued)

Period Ended December 31, 2013

Date Acquired or Sold Short	Date Sold or Covered	Quantity	Sale Proceeds	Cost Basis	FX Gain (Loss)	Market Gain (Loss)	Total Gain (Loss)	Holding Period
Mar 22 2013	Oct 10 2013	4.00	551.03	430.88	0.00	120.15	120.15	ST
Jun 03 2013	Oct 10 2013	10.00	1,377.56	1,124.90	0.00	252.66	252.66	ST
Jun 03 2013	Oct 11 2013	2.00	276.69	224.98	0.00	51.71	51.71	ST
Jul 02 2013	Oct 11 2013	9.00	1,245.11	1,027.19	0.00	217.92	217.92	ST
Jul 02 2013	Oct 14 2013	3.00	414.87	342.40	0.00	72.47	72.47	ST
Aug 19 2013	Oct 14 2013	5.00	691.44	611.15	0.00	80.29	80.29	ST
Dec 01 2011	Oct 15 2013	10.00	715.78	442.03	0.00	273.75	273.75	LT
Dec 02 2011	Oct 15 2013	6.00	429.47	271.93	0.00	157.54	157.54	LT
Nov 29 2012	Oct 15 2013	1.00	90.16	69.39	0.00	20.77	20.77	ST
Dec 04 2012	Oct 15 2013	16.00	1,442.66	1,119.63	0.00	323.03	323.03	ST
Dec 07 2012	Oct 15 2013	7.00	631.16	492.08	0.00	139.08	139.08	ST
Jan 31 2013	Oct 15 2013	1.00	90.17	73.98	0.00	16.19	16.19	ST
Aug 19 2013	Oct 15 2013	2.00	277.99	244.46	0.00	33.53	33.53	ST
Oct 01 2013	Oct 15 2013	5.00	694.99	655.25	0.00	39.74	39.74	ST
Dec 02 2011	Oct 16 2013	7.00	506.10	317.25	0.00	188.85	188.85	LT
Dec 05 2011	Oct 16 2013	12.00	867.59	564.67	0.00	302.92	302.92	LT
Dec 15 2011	Oct 16 2013	8.00	578.40	355.40	0.00	223.00	223.00	LT
Nov 22 2011	Oct 17 2013	15.00	1,017.00	492.60	0.00	524.40	524.40	LT
Nov 22 2011	Oct 18 2013	19.00	1,306.36	623.96	0.00	682.40	682.40	LT
Nov 23 2011	Oct 18 2013	6.00	412.53	194.54	0.00	217.99	217.99	LT
Oct 24 2011	Oct 30 2013	13.00	449.51	306.67	0.00	142.84	142.84	LT
Nov 22 2011	Oct 30 2013	32.00	1,106.49	705.60	0.00	400.89	400.89	LT
Nov 22 2011	Oct 31 2013	6.00	204.18	132.30	0.00	71.88	71.88	LT
Dec 22 2011	Oct 31 2013	44.00	1,855.76	1,291.33	0.00	564.43	564.43	LT
Oct 13 2011	Nov 05 2013	8.00	370.03	214.17	0.00	155.86	155.86	LT
Oct 24 2011	Nov 05 2013	6.00	277.52	199.08	0.00	78.44	78.44	LT
Nov 23 2011	Nov 05 2013	10.00	679.60	324.24	0.00	355.36	355.36	LT
Dec 22 2011	Nov 05 2013	4.00	271.84	141.56	0.00	130.28	130.28	LT
Oct 24 2011	Nov 06 2013	12.00	557.58	398.16	0.00	159.42	159.42	LT
Dec 22 2011	Nov 06 2013	20.00	1,392.58	707.80	0.00	684.78	684.78	LT



Statement Detail

SCHLUMBERGER INSTITUTIONAL CAPITAL: LCV
Realized Gains and Losses (Continued)

Period Ended December 31, 2013

	Date Acquired or Sold Short	Date Sold or Covered	Quantity	Sale Proceeds	Cost Basis	FX Gain (Loss)	Market Gain (Loss)	Total Gain (Loss)	Holding Period
JOHNSON CONTROLS INC CMN	Oct 24 2011	Nov 07 2013	23.00	1,061.30	763.14	0.00	298.16	298.16	LT
	Oct 24 2011	Nov 11 2013	9.00	427.12	298.62	0.00	128.50	128.50	LT
	Nov 22 2011	Nov 11 2013	5.00	237.29	144.16	0.00	93.13	93.13	LT
MC DONALDS CORP CMN	Oct 05 2012	Nov 15 2013	5.00	482.71	454.26	0.00	28.45	28.45	LT
	Oct 08 2012	Nov 15 2013	14.00	1,351.59	1,279.22	0.00	72.37	72.37	LT
	Oct 09 2012	Nov 15 2013	6.00	579.25	554.44	0.00	24.81	24.81	LT
BB&T CORPORATION CMN	Nov 22 2011	Nov 26 2013	16.00	559.94	352.80	0.00	207.14	207.14	LT
	Dec 22 2011	Nov 26 2013	49.00	1,714.81	1,250.24	0.00	464.57	464.57	LT
	Jan 20 2012	Nov 26 2013	15.00	524.94	412.35	0.00	112.59	112.59	LT
MC DONALDS CORP CMN	Oct 09 2012	Nov 26 2013	10.00	983.12	924.07	0.00	59.05	59.05	LT
	Jan 20 2012	Nov 27 2013	38.00	1,326.37	1,044.62	0.00	281.75	281.75	LT
	Feb 22 2012	Nov 27 2013	5.00	174.53	147.43	0.00	27.10	27.10	LT
MC DONALDS CORP CMN	Oct 09 2012	Nov 27 2013	1.00	97.16	92.41	0.00	4.75	4.75	LT
	Oct 10 2012	Nov 27 2013	7.00	680.07	650.86	0.00	29.21	29.21	LT
	Feb 22 2012	Nov 29 2013	8.00	278.28	235.88	0.00	42.40	42.40	LT
BB&T CORPORATION CMN	Jun 21 2012	Nov 29 2013	23.00	800.06	693.68	0.00	106.38	106.38	LT
	Feb 21 2013	Nov 29 2013	4.00	139.14	120.30	0.00	18.84	18.84	ST
	Oct 10 2012	Nov 29 2013	4.00	389.82	371.92	0.00	17.90	17.90	LT
BB&T CORPORATION CMN	Feb 21 2013	Dec 02 2013	32.00	1,117.35	962.38	0.00	154.97	154.97	ST
	Oct 10 2012	Dec 02 2013	8.00	773.25	743.84	0.00	29.41	29.41	LT
	Feb 21 2013	Dec 03 2013	27.00	921.93	812.01	0.00	109.92	109.92	ST
MC DONALDS CORP CMN	Oct 10 2012	Dec 03 2013	7.00	673.88	650.86	0.00	23.02	23.02	LT
	Dec 22 2011	Dec 03 2013	7.00	299.52	205.44	0.00	94.08	94.08	LT
	Jan 04 2012	Dec 03 2013	11.00	470.67	326.25	0.00	144.42	144.42	LT
BB&T CORPORATION CMN	Feb 21 2013	Dec 04 2013	19.00	661.44	571.41	0.00	90.03	90.03	ST
	Mar 15 2013	Dec 04 2013	24.00	835.51	739.08	0.00	96.43	96.43	ST
	May 14 2013	Dec 04 2013	17.00	591.82	546.29	0.00	45.53	45.53	ST
MC DONALDS CORP CMN	Jun 03 2013	Dec 04 2013	2.00	69.63	66.00	0.00	3.63	3.63	ST
	Oct 10 2012	Dec 04 2013	4.00	383.51	371.92	0.00	11.59	11.59	LT
	Oct 11 2012	Dec 04 2013	7.00	671.15	647.70	0.00	23.45	23.45	LT
BB&T CORPORATION CMN	Jan 25 2013	Dec 04 2013	6.00	575.27	562.83	0.00	12.44	12.44	ST
	Jan 31 2013	Dec 04 2013	3.00	287.64	284.27	0.00	3.37	3.37	ST
	Jan 04 2012	Dec 04 2013	3.00	127.80	88.98	0.00	38.82	38.82	LT
TEXAS INSTRUMENTS INC CMN	Jun 03 2013	Dec 05 2013	27.00	932.36	891.00	0.00	41.36	41.36	ST



Statement Detail
SCHLUMBERGER INSTITUTIONAL CAPITAL: LCV
 Realized Gains and Losses (Continued)

Period Ended December 31, 2013

	Date Acquired or Sold Short	Date Sold or Covered	Quantity	Sale Proceeds	Cost Basis	FX Gain (Loss)	Market Gain (Loss)	Total Gain (Loss)	Holding Period
	Jul 02 2013	Dec 05 2013	25.00	863.30	852.50	0.00	10.80	10.80	ST
MC DONALDS CORP CMN	Jan 31 2013	Dec 05 2013	23.00	2,200.86	2,179.37	0.00	21.49	21.49	ST
BB&T CORPORATION CMN	Jul 02 2013	Dec 06 2013	15.00	523.76	511.50	0.00	12.26	12.26	ST
	Aug 19 2013	Dec 06 2013	18.00	628.51	638.82	0.00	(10.31)	(10.31)	ST
	Sep 11 2013	Dec 06 2013	15.00	523.76	508.74	0.00	15.02	15.02	ST
	Sep 12 2013	Dec 06 2013	14.00	488.84	474.68	0.00	14.16	14.16	ST
MC DONALDS CORP CMN	Jan 31 2013	Dec 06 2013	3.00	289.68	284.27	0.00	5.41	5.41	ST
	Feb 25 2013	Dec 06 2013	3.00	289.67	289.91	0.00	(0.24)	(0.24)	ST
BB&T CORPORATION CMN	Sep 12 2013	Dec 09 2013	15.00	523.97	508.59	0.00	15.38	15.38	ST
	Sep 12 2013	Dec 10 2013	20.00	690.68	678.12	0.00	12.56	12.56	ST
	Oct 01 2013	Dec 10 2013	18.00	621.51	612.36	0.00	9.25	9.25	ST
JOHNSON & JOHNSON CMN	Jan 31 2013	Dec 10 2013	23.00	2,162.88	1,701.54	0.00	461.34	461.34	ST
MC DONALDS CORP CMN	Feb 25 2013	Dec 12 2013	19.00	1,789.67	1,836.11	0.00	(46.44)	(46.44)	ST
	Feb 26 2013	Dec 12 2013	20.00	1,883.86	1,925.20	0.00	(41.34)	(41.34)	ST
	Mar 06 2013	Dec 12 2013	1.00	94.19	96.78	0.00	(2.59)	(2.59)	ST
	Mar 13 2013	Dec 12 2013	4.00	377.08	397.30	0.00	(20.22)	(20.22)	ST
	Mar 13 2013	Dec 12 2013	6.00	565.15	595.94	0.00	(30.79)	(30.79)	ST
	Mar 21 2013	Dec 12 2013	6.00	565.61	592.31	0.00	(26.70)	(26.70)	ST
	Apr 19 2013	Dec 12 2013	5.00	471.35	499.53	0.00	(28.18)	(28.18)	ST
	Jun 03 2013	Dec 12 2013	11.00	1,036.96	1,076.24	0.00	(39.28)	(39.28)	ST
	Jul 02 2013	Dec 12 2013	23.00	2,168.19	2,289.88	0.00	(121.69)	(121.69)	ST
	Aug 14 2013	Dec 12 2013	9.00	848.42	866.47	0.00	(18.05)	(18.05)	ST
	Aug 15 2013	Dec 12 2013	11.00	1,036.96	1,050.43	0.00	(13.47)	(13.47)	ST
	Aug 19 2013	Dec 12 2013	7.00	659.88	671.65	0.00	(11.77)	(11.77)	ST
	Oct 01 2013	Dec 12 2013	15.00	1,414.04	1,440.15	0.00	(26.11)	(26.11)	ST
VODAFONE GROUP PLC SPONSORED ADR CMN	Sep 21 2011	Dec 13 2013	29.00	1,067.16	744.72	0.00	322.44	322.44	LT
	Sep 21 2011	Dec 16 2013	44.00	1,621.09	1,129.92	0.00	491.17	491.17	LT
SHORT TERM GAINS				Sale Proceeds	Cost Basis	FX Gain (Loss)	Market Gain (Loss)	Total Gain (Loss)	
				98,831.65	82,906.49	0.00	15,925.16	15,925.16	



Statement Detail

SCHLUMBERGER INSTITUTIONAL CAPITAL: LCV
Realized Gains and Losses (Continued)

Period Ended December 31, 2013

	Sale Proceeds	Cost Basis	FX Gain (Loss)	Market Gain (Loss)	Total Gain (Loss)
SHORT TERM LOSSES	37,478.04	45,129.26	0.00	(7,651.22)	(7,651.22)
SHORT TERM DISALLOWED LOSSES					425.02
NET SHORT TERM GAINS (LOSSES)	136,309.69	128,035.75	0.00	8,273.94	8,698.96
LONG TERM GAINS	154,393.20	108,092.46	0.00	46,300.74	46,300.74
LONG TERM LOSSES	1,224.31	1,295.00	0.00	(70.69)	(70.69)
NET LONG TERM GAINS (LOSSES)	155,617.51	109,387.46	0.00	46,230.05	46,230.05



Statement Detail
SCHLUMBERGER NEUBERGER BERMAN: LCG
 Realized Gains and Losses

Period Ended December 31, 2013

YEAR TO DATE GAINS AND LOSSES

This information is for general guidance and should not be used for tax purposes. You should use only your official form 1099's or other tax records for tax reporting. This information is not, and should not be construed as tax, accounting or legal advice. Please consult with your tax advisor regarding the tax consequences of your investment decisions. The cost basis and acquisition dates of securities that you acquired elsewhere and that were subsequently delivered into your Goldman Sachs account were provided by you or a third party and Goldman Sachs makes no representation as to the accuracy of such information.

	Date Acquired or Sold Short	Date Sold or Covered	Quantity	Sale Proceeds	Cost Basis	FX Gain (Loss)	Market Gain (Loss)	Total Gain (Loss)	Holding Period
ASML HOLDING N.V. ADR CMN	Jan 01 1910	Jan 04 2013	0.00	51.44	No Cost	0.00	51.44	51.44 s	LT
				Sale Proceeds	Cost Basis	FX Gain (Loss)	Market Gain (Loss)	Total Gain (Loss)	
LONG TERM GAINS				51.44	0.00	0.00	51.44	51.44	
NET LONG TERM GAINS (LOSSES)				51.44	0.00	0.00	51.44	51.44	

⁵ Due to incomplete cost basis, gains may be incorrectly stated and should not be used for tax reporting purposes. Please consult with your tax advisor.
 Portfolio No XXX-XX270-9



Statement Detail

SCHLUMBERGER FOUNDATIONS: EQ AND FI
Realized Gains and Losses

Period Ended December 31, 2013

YEAR TO DATE GAINS AND LOSSES

This information is for general guidance and should not be used for tax purposes. You should use only your official form 1099's or other tax records for tax reporting. This information is not, and should not be construed as tax, accounting or legal advice. Please consult with your tax advisor regarding the tax consequences of your investment decisions. The cost basis and acquisition dates of securities that you acquired elsewhere and that were subsequently delivered into your Goldman Sachs account were provided by you or a third party and Goldman Sachs makes no representation as to the accuracy of such information.

	Date Acquired or Sold Short	Date Sold or Covered	Quantity	Sale Proceeds	Cost Basis	FX Gain (Loss)	Market Gain (Loss)	Total Gain (Loss)	Holding Period
ISHARES RUSSELL 1000 ETF									
	Sep 20 2011	Jan 28 2013	975.00	81,322.93	66,083.16	0.00	15,239.77	15,239.77	LT
	Oct 24 2011	Jan 28 2013	340.00	28,358.76	23,556.66	0.00	4,802.10	4,802.10	LT
SPDR S&P 500 ETF TRUST									
	Oct 19 2012	Jan 28 2013	630.00	94,447.48	90,673.19	0.00	3,774.29	3,774.29	ST
GS LOCAL EMERGING MARKETS DEBT FUND									
INSTITUTIONAL SHARES									
	Jan 28 2013	Jun 14 2013	27,114.97	250,000.00	267,624.72	0.00	(17,624.72)	(17,624.72)	ST
GS LOCAL EMERGING MARKETS DEBT FUND									
INSTITUTIONAL SHARES DISALLOWED LOSSES									
	Jul 19 2012	Aug 21 2013	42,643.92	360,767.59	400,000.00	0.00	(39,232.41)	(39,232.41)	LT
	Jul 31 2012	Aug 21 2013	45.72	386.78	427.47	0.00	(40.69)	(40.69)	LT
	Aug 31 2012	Aug 21 2013	183.56	1,552.93	1,710.79	0.00	(157.86)	(157.86)	ST
	Sep 28 2012	Aug 21 2013	182.29	1,542.19	1,744.53	0.00	(202.34)	(202.34)	ST
	Oct 31 2012	Aug 21 2013	60.52	512.01	580.40	0.00	(68.39)	(68.39)	ST
	Nov 28 2012	Aug 21 2013	10,362.69	87,668.39	100,000.00	0.00	(12,331.61)	(12,331.61)	ST
	Nov 30 2012	Aug 21 2013	188.73	1,427.42	1,636.64	0.00	(209.22)	(209.22)	ST
	Dec 12 2012	Aug 21 2013	151.87	1,284.85	1,491.40	0.00	(206.55)	(206.55)	ST
	Dec 12 2012	Aug 21 2013	86.86	734.86	852.99	0.00	(118.13)	(118.13)	ST
	Dec 31 2012	Aug 21 2013	220.89	1,868.70	2,177.95	0.00	(309.25)	(309.25)	ST
	Jan 28 2013	Aug 21 2013	26,271.19	222,254.28	259,296.66	0.00	(37,042.38)	(37,042.38)	ST
GS LOCAL EMERGING MARKETS DEBT FUND									
INSTITUTIONAL SHARES DISALLOWED LOSSES									
ISHARES U S REAL ESTATE ETF									
	Sep 20 2011	Oct 17 2013	700.00	46,861.54	39,305.98	0.00	7,575.56	7,575.56	LT
	Oct 24 2011	Oct 17 2013	720.00	48,221.02	39,873.60	0.00	8,347.42	8,347.42	LT
	Nov 22 2011	Oct 17 2013	750.00	50,230.23	39,960.00	0.00	10,270.23	10,270.23	LT
	Dec 21 2011	Oct 17 2013	709.00	47,484.31	40,001.78	0.00	7,482.53	7,482.53	LT
	Jan 19 2012	Oct 17 2013	679.00	45,475.10	39,959.15	0.00	5,515.95	5,515.95	LT
	Feb 22 2012	Oct 17 2013	330.00	22,101.30	19,815.51	0.00	2,285.79	2,285.79	LT
	Oct 22 2012	Oct 17 2013	612.00	40,987.87	39,456.44	0.00	1,531.43	1,531.43	ST
SPDR DJ WILSHIRE INTERNATIONAL REAL									
ESTATE ETF									
	Sep 20 2011	Oct 17 2013	1,200.00	52,023.89	41,292.00	0.00	10,731.89	10,731.89	LT
	Oct 24 2011	Oct 17 2013	1,140.00	49,422.70	40,059.60	0.00	9,363.10	9,363.10	LT
	Nov 22 2011	Oct 17 2013	1,240.00	53,758.02	39,990.00	0.00	13,768.02	13,768.02	LT



Statement Detail

SCHLUMBERGER FOUNDATIONS: EQ AND FI
Realized Gains and Losses (Continued)

Period Ended December 31, 2013

Date Acquired or Sold Short	Date Sold or Covered	Quantity	Sale Proceeds	Cost Basis	FX Gain (Loss)	Market Gain (Loss)	Total Gain (Loss)	Holding Period
Dec 21 2011	Oct 17 2013	1,276.00	55,318.74	39,989.84	0.00	15,328.90	15,328.90	LT
Jan 19 2012	Oct 17 2013	1,170.00	50,723.30	39,955.50	0.00	10,767.80	10,767.80	LT
Feb 22 2012	Oct 17 2013	550.00	23,844.28	19,750.50	0.00	4,093.78	4,093.78	LT
Oct 22 2012	Oct 17 2013	3,090.00	133,961.52	125,175.90	0.00	8,785.62	8,785.62	ST
Jan 28 2013	Oct 17 2013	4,184.00	181,389.97	172,966.56	0.00	8,423.41	8,423.41	ST
		Sale Proceeds		Cost Basis	FX Gain (Loss)	Market Gain (Loss)	Total Gain (Loss)	
SHORT TERM GAINS			450,786.84	428,272.09	0.00	22,514.75	22,514.75	
SHORT TERM LOSSES			568,845.63	637,116.08	0.00	(68,270.45)	(68,270.45)	
SHORT TERM DISALLOWED LOSSES							17,624.72	
NET SHORT TERM GAINS (LOSSES)			1,019,632.47	1,065,388.17	0.00	(45,755.70)	(28,130.98)	
LONG TERM GAINS			655,166.12	529,593.26	0.00	125,572.84	125,572.84	
LONG TERM LOSSES			361,154.37	400,427.47	0.00	(39,273.10)	(39,273.10)	
LONG TERM DISALLOWED LOSSES							926.36	
NET LONG TERM GAINS (LOSSES)			1,016,320.49	930,020.75	0.00	86,299.74	87,226.10	

Application for Extension of Time To File an Exempt Organization Return

Department of the Treasury
Internal Revenue Service

▶ **File a separate application for each return.**
▶ Information about Form 8868 and its instructions is at www.irs.gov/form8868.

- If you are filing for an **Automatic 3-Month Extension**, complete only Part I and check this box **X**
- If you are filing for an **Additional (Not Automatic) 3-Month Extension**, complete only Part II (on page 2 of this form).

Do not complete Part II unless you have already been granted an automatic 3-month extension on a previously filed Form 8868

Electronic filing (e-file). You can electronically file Form 8868 if you need a 3-month automatic extension of time to file (6 months for a corporation required to file Form 990-T), or an additional (not automatic) 3-month extension of time. You can electronically file Form 8868 to request an extension of time to file any of the forms listed in Part I or Part II with the exception of Form 8870, Information Return for Transfers Associated With Certain Personal Benefit Contracts, which must be sent to the IRS in paper format (see instructions). For more details on the electronic filing of this form, visit www.irs.gov/efile and click on *e-file for Charities & Nonprofits*

Part I Automatic 3-Month Extension of Time. Only submit original (no copies needed).

A corporation required to file Form 990-T and requesting an automatic 6-month extension - check this box and complete Part I only

All other corporations (including 1120-C filers), partnerships, REMICs, and trusts must use Form 7004 to request an extension of time to file income tax returns

Enter filer's identifying number, see instructions

Type or print	Name of exempt organization or other filer, see instructions SCHLUMBERGER FOUNDATION, INC. C/O BDO USA LLP	Employer identification number (EIN) or 23-7033142
	Number, street, and room or suite no. If a P O box, see instructions 100 PARK AVENUE	Social security number (SSN)
File by the due date for filing your return. See instructions	City, town or post office, state, and ZIP code. For a foreign address, see instructions NEW YORK, NY 10017	

Enter the Return code for the return that this application is for (file a separate application for each return)

Application Is For	Return Code	Application Is For	Return Code
Form 990 or Form 990-EZ	01	Form 990-T (corporation)	07
Form 990-BL	02	Form 1041-A	08
Form 4720 (individual)	03	Form 4720 (other than individual)	09
Form 990-PF	04	Form 5227	10
Form 990-T (sec 401(a) or 408(a) trust)	05	Form 6069	11
Form 990-T (trust other than above)	06	Form 8870	12

• The books are in the care of ▶ THE FOUNDATION

Telephone No ▶ 212 885-8000 FAX No ▶ _____

- If the organization does not have an office or place of business in the United States, check this box
- If this is for a Group Return, enter the organization's four digit Group Exemption Number (GEN) _____ If this is for the whole group, check this box If it is for part of the group, check this box and attach a list with the names and EINs of all members the extension is for

1 I request an automatic 3-month (6 months for a corporation required to file Form 990-T) extension of time until 08/15, 2014, to file the exempt organization return for the organization named above. The extension is for the organization's return for calendar year 2013 or tax year beginning _____, 20____, and ending _____, 20____

2 If the tax year entered in line 1 is for less than 12 months, check reason. Initial return Final return Change in accounting period

3a If this application is for Form 990-BL, 990-PF, 990-T, 4720, or 6069, enter the tentative tax, less any nonrefundable credits. See instructions	3a \$	7,133.
b If this application is for Form 990-PF, 990-T, 4720, or 6069, enter any refundable credits and estimated tax payments made. Include any prior year overpayment allowed as a credit	3b \$	9,668.
c Balance due. Subtract line 3b from line 3a. Include your payment with this form, if required, by using EFTPS (Electronic Federal Tax Payment System). See instructions	3c \$	0

Caution. If you are going to make an electronic funds withdrawal (direct debit) with this Form 8868, see Form 8453-EO and Form 8879-EO for payment instructions

For Privacy Act and Paperwork Reduction Act Notice, see instructions.

FACULTY FOR THE FUTURE - RENEWAL APPLICATION FORM 2013-2014.

Overview and Renewal Instructions

This application has ten tabs and five parts. Each section includes a brief outline of the Schlumberger Foundation's expectations as you respond to the questions. Please use the tabs menu to switch from one tab to the next. Always remember to save your data at the end of each page by clicking the **SAVE** button before switching to another tab. You can return at any time to a particular tab to update your information and save again. You are free to logoff at any time using the LOG OFF button, and finish filling your application at a later time.

Please read each section carefully before completion. Each section must be filled out completely and accurately for your application to be valid (fields with a red asterisk* are mandatory) Please ensure your answers are as complete and informative as possible. Applicants are responsible for the quality of their applications. Failure to follow the instructions will lead to retraction of your application from the selection process

Two references from your Research supervisors are mandatory for your application to be valid. If you are going into your 3rd or 4th year of PhD or if you are applying for renewal of a Post-Doc then it is essential that one of your reference letters comes from your home university or the institution you intend to work with upon return to your home country. If this cannot be provided, then you will need to submit two references from your Host University. The referees should complete and submit the reference ON-LINE by **November 30th 2012 at 18h00 Central Standard Time (GMT-6)**.

You must also submit:

- A Financial University Report with last year's grant financial information, **but only if the university is administering your grant.**
- an official copy of your University transcripts for last year, **but only if you are taking coursework** (this is a breakdown of courses taken during the degree and the grades obtained in each discipline). For Post-Doc a copy of PhD award is accepted.

The above documents should be uploaded ON-LINE (use the "Upload Doc" tab) on the application site when submitting your application form. Documents sent by email or by post will **NOT** be taken into consideration and the application will be removed from the selection process.

N.B. YOU MAY NOT CHANGE YOUR RESEARCH PROJECT AND/OR HOST UNIVERSITY WITHOUT AUTHORIZATION FROM THE SCHLUMBERGER FOUNDATION

Before you begin:

- Make sure you meet the eligibility criteria and the application deadline.
- Plan ahead. Producing a strong application takes time and the final decision is based in part on the quality of your application and accompanying materials. Applicants are responsible for the quality of their applications.
- Have a clear strategy. Make sure all parts of your application form an integrated whole
- Read each section carefully before completion as all sections must be completed fully and accurately for your application to be accepted (fields with a red asterisk *are mandatory).
- The Progress Report section should focus on PhD milestones, results obtained, papers published, conferences attended, and teaching undertaken. It should focus on your academic progress and not solely on your technical progress.
- If your application is for further post-doctorate studies, please explain in the Progress Report section why you want to pursue an additional post-doctorate year. Insight needs to be provided with regards to the difference the PhD or post-doctorate makes on your career progression and your home country university department.
- It is important to provide information regarding other sources of available funding (fellowships, scholarships, sponsorships...) especially if you are seeking funding for a third consecutive year from the Faculty for the Future program.

Deadline to submit Renewal application and other documents is **November 23rd 2012** (reference letters no later than **November 30th 2012**).

Program Objectives

This section provides a detailed overview of the fellowship including the goals and objectives of the program and provides a detailed account of the expectations in terms of eligibility, deadlines, selection process and notification.

The Schlumberger Foundation Faculty for the Future program, launched in 2004, awards fellowships to women from developing and emerging economies to pursue PhD or post-doctoral studies in the physical sciences and related disciplines at top universities abroad. Awards in biological sciences are limited to interdisciplinary research between physical and biological sciences. The program's long-term goal is to generate conditions that result in more women pursuing academic careers in scientific disciplines.

The Faculty for the Future program is growing each year and has become a powerful community that today stands at 257 pioneering women scientists from 62 countries. Ultimately grant recipients are expected to contribute to the socio-economic development of their home countries and regions by strengthening the faculties in their home universities, pursuing relevant research, or using their specific expertise to address policy issues. The end goal is to attract and retain more young women in the sciences.

Important dates and deadlines

- Application to be submitted **online** by **November 23rd 2012**.
- Reference letters to be submitted by **November 30th 2012**. **Applications that do not have the mandatory reference letters submitted by this date will not be eligible.**
- Notification of award: **March 29th 2013**.

Evaluation Criteria

To be eligible for the renewal of this fellowship, applicants must meet the following criteria:

You:

- are a citizen of a developing or emerging country. **Note:** you are not eligible to apply if you hold dual citizenship of which one is citizenship of a developed country; **If you have been awarded a Faculty for the Future grant and after the award you obtain citizenship of a developed country, the grant will be discontinued as of the date of such additional citizenship;**
- are preparing for PhD, or postdoctoral study in the physical sciences and related disciplines;
- can demonstrate solid academic progress;
- can demonstrate active involvement to encourage other young women in home country to pursue scientific careers;
- hold an excellent academic record.

N.B. A successful renewal application is not automatic and is subject to self-evaluation, academic progress as well as the quality of the reference letters submitted.

A successful renewal application can demonstrate:

- Solid academic performance;
- Good quality references;
- Evidence of progress with publications (especially if entering 3rd or 4th year of PhD or 2nd year of Post-Doc);
- Evidence that other sources of funding have been sought especially if applying for 3rd grant or more from Faculty for the Future;
- Future plans if nearing completion of PhD (or Post-Doc).

NB: If you have previously received a Faculty for the Future grant and you are changing academic program or disciplines, you should complete the New Applicant - Application Form (in this case, please contact us for guidance). If you submit under a Renewal

application form your request will not be taken into account and will be rejected. It is your responsibility to ensure you complete the correct application form.

Grant Level

Faculty for the Future grants are based on actual expenses to be incurred and the award can be up to USD 50, 000 per year for a PhD and up USD 40,000 for a Post-Doc. **Please note that in the case of Post-Doc grants the maximum no. of Post-Doc grants you can apply for is two (i.e. you may apply only once for a Renewal Post-Doc grant).**

Application Calendar:

November 23rd 2012 Application deadline

March 29th 2013 Notification of results on web site

Spring 2014 Latest semester in which award winners can commence studies.

APPLICATION FORM

N.B. Before continuing please ensure that you have read the Instructions tab.

Please check your personal information below - It must be updated if it has changed since last year. Then please provide the information requested in the blank fields.
Always remember to save your data at the end of each page by clicking the SAVE button, before switching to another tab. You can always come back to a particular tab to update your information and save again. You are free to logoff at any time using the SAVE button beforehand, and finish filling in your application form at a later stage
Note: if you need to update your email address please go to the Manage password/email page by clicking on the Menu link at the top of this page.

Part 1/5 Applicant Information

1.1 General Information

First Name:
Family Name:

Postal address to which documents can be mailed:

Country of citizenship:
Region of citizenship:

Host Country of study:
Email Address:

Current telephone number:

Relationship with Schlumberger: None/ Family working for Schlumberger/ Family working for Schlumberger client/Other:

Year of your first Faculty for the Future award:

How have you benefitted from the Fellows Community web site?

What could be done to improve communication among the Fellows?

Have you attended a Faculty for the Future Forum? If yes, where and what year?

1.2 Employment History

Please review your employment history below, if any, and update it accordingly, starting with the most recent employment.

Employer Name	Job Title	Dates (month/year)	
		From	To

1.3 Educational History

Please review your educational history below and update it as necessary. List all University qualifications starting with your current studies.

Education periods will be sorted automatically upon saving (starting with the most recent). Please also fill in the information requested on your home university (this refers to the last university you attended in your home country).

Home University:
 Home country University supervisor name:
 Home country University supervisor email:
 Home country University supervisor tel. no.:

Name and Location of Institution	Major Field of Study	Dates (month/year)		Title of Degree	Graduation Date
		From	To		

Expected start date of your next academic year:

Expected Graduation date:

Month and year of planned return to home country:

If PhD please advise expected date of PhD Qualifier Examinations:

Part 2/5 Progress Report

2.1 General Report

Please summarize in the first box below the following points:

1. Your own view of your academic progress e.g. PhD or Post-Doc milestones, research and/or coursework progress, qualifying exam status, papers published, conferences attended, teaching undertaken etc.;
2. Your current research (including list of any research you have completed or in which you are currently involved);
3. Your progress toward returning to teach in your home country,
4. A realistic assessment of your need for continued financial support, including a clear description of your alternate options of financing.

Renewal of Post-Doc*

N.B: If you are reapplying for renewal of a Post-Doc please explain your rationale for continuing with a second year. Please ensure your response includes fact-based information. In addition, how will your Home University demonstrate the value it attaches to your Post-doc? Will it provide additional funding for your research? Will you be promoted? Will you have additional students to supervise? Other reasons? Please expand on these questions in the first box below.

2.2 Teaching

Please describe any teaching experience you have acquired in the last twelve months:

2.3 Publications

1. please list all papers published over last twelve months, if any:
2. please list all papers presented at conferences over last twelve months, if any:

2.4 Conferences

Please list all conferences attended over last twelve months, if any:

2.5 Women in Sciences

Please describe your involvement in university/faculty life and activities encouraging young women into the sciences:

Part 3/5 Financial Info – Renewal Funding Request

Please provide estimates of your expected costs for a one grant year as well as an indication of your **personal resources** including any other scholarships you have received or will receive during the next academic year.

Research Type and Year: Please select the PhD or Post-Doc **year** for which you are requesting funding from the drop down list "**Research Type and Year**" (for example, if you are currently in your first year of PhD but you are applying for a grant to cover the academic year 2013-2014 then please select **PhD Year 2** from the drop down list "**Research Type and Year**").

Tuition waiver: You should find out if you can obtain a **partial** or **total** tuition waiver. If you asked for a tuition waiver in the past and it has been refused, you should try again. Often, after a certain length of time in your host country you may be eligible for residential tuition fees. If you obtain a waiver, then please enter the **full amount** of Tuition fees (i.e. the amount you pay without a waiver) and the **full amount** of the Tuition waiver in the respective rows of the form below.

Conference costs: You should try and seek the support of the department where you are studying to help you with the costs of at **least one** conference this year. If so, please mention this support in the text box below.

N.B. Other sources of Funding: It is important that you list other sources of funding for which you are eligible in the **last text box** provided below. Other sources of funding include educational grants from your home country Government or other foreign bodies as well as other scholarships for which you are applying (or have already received) - please indicate expected award dates of all other sources of funding for which you have applied or intend to apply for.

Bench fees: mainly apply to Post-Docs and relate to the purchase of consumables (e.g., chemicals, laboratory equipment, etc.).

Use only figures in **US Dollars** in this table. Please do NOT add any text within the table. Any applications containing text or currencies other than US Dollars will NOT be accepted and you will not receive any notification or request for corrections.

Please also upload supporting documentation of cost estimates (e.g., local Cost of Living data, rent receipt or rental release, university fees, etc.). Please use the Upload Doc tab for this purpose. All fields with a red asterisk are **mandatory**.

You are responsible for the quality of your application form.

Host University:
Department/School/Faculty:
Title of Degree:
Research Type and Year:
High Level Field:
High Level Discipline:

Cost Item	University of
Tuition	
Bench Fees (mainly applies to Post-Doc)	
Accommodation (including housing and commodities)	
Living Allowance (including food, books and supplies, medical/insurance coverage, child care, transport costs)	
Travel, Visa and Conferences Expenses	
Estimated Total Costs	
Personal Resources available to support studies	
Tuition/Waiver	
Estimated Total Funding	

Expected start date for which you are requesting funding:

Additional Cost-related Information:

List other sources of financing for which you are eligible to compete:

Part 4/5 Home Return

4.1 Return University where you plan to teach in your home country

Return University:

Address:

Return University supervisor name:

Return University supervisor email:

Date when you expect to take up an academic post in your Return University:

4.2 Current status of your preparation for return to home country

If you are in year 3 or more of your PhD studies you are expected to demonstrate **strong evidence of home country return planning** including a reference from your home country university. Where you cannot provide a home country reference please explain why not and provide other equal evidence of home country return plans.

4.3 Return/Host University

Is there a relationship between your choice of return university (in your **home country**) and your Host University? If yes, what role have you played in creating or contributing to this relationship, if any:

Part 5/5 References & Transcripts

For your application to be complete we need to receive confidential feedback from your current supervisors commenting on the status of your progress toward your academic goals. The feedback should also comment on the availability of other sources of financial support for which you are eligible within the university - for instance financial aid, research grants, teaching and laboratory positions. Candidates are expected to submit **2 references** of which at least one must come from their University supervisor (preferably one from Host University).

Candidates who are in year 3 or more of their studies are expected to provide a home country reference that informs the selection committee as to the value attached to the candidate's qualifications on return both in relation to their careers and their academic departments.

Once you submit your application, your referees will receive an automatic email with a username and password to access this site so that they can submit a reference letter on your behalf. Please remember that it is your responsibility to ensure that your referees submit the reference forms in time (by November 30th 2012 at latest). Otherwise your application will be withdrawn from the selection process.

NB: ONLY references submitted on-line via the Faculty for the Future Application web site will be accepted. Any references sent by email or by post will NOT be taken into consideration and the application will be removed from the selection process.

Name:

Email:

Title:

Name:

Email:

Title:

UNIVERSITY TRANSCRIPT AND OTHER DOCUMENTS	DATE SUBMITTED
---	----------------

Once submitted, your application is final. Please take time to review the whole application to ensure you did not omit anything. When you are ready, tick the following checkbox and **click the SAVE button**

PLEASE READ CAREFULLY BOTH STATEMENTS below before ticking this box
I certify that I meet the basic eligibility requirements of the program and that the information provided in this application and in accompanying documents is complete and accurate to the best of my knowledge. If requested, I agree to give proof of the information that I have included on this application. I understand that falsification of information may result in the withdrawal of my application from the fellowship competition and/or in the termination of any fellowship granted. This application becomes the property of the Schlumberger Foundation upon submission.

You are about to apply to the Schlumberger Foundation Faculty for the Future program and to provide personal data to us. In particular, please note that your research proposal will be reviewed by several people in the course of the Selection Process. Please read carefully our Data Privacy Statement on the login page of this web site (www.fff.slb.com). Your data may be transferred to authorized third parties in countries not having an adequate level of data protection. If this happens, Schlumberger Foundation will ensure that your data will remain confidential and secure. By clicking on this tick box you agree to: i) the applicability of our Data Privacy Statement; and ii) the aforementioned transfers of your personal data.

Date submitted:

FACULTY FOR THE FUTURE - NEW APPLICANT - APPLICATION FORM 2013- 2014

Application Instructions

This application form has eleven tabs and 6 Sections. Each section includes a brief outline of the Schlumberger Foundation's expectations as you respond to the questions. Please use the tab menu to switch from one tab to the next. Remember to save your data at the end of each page by clicking the **SAVE** button, before switching to another tab. You can return at any time to a particular tab to update the information and save again. You are free to logoff at any time using the Logoff button, and finish filling out your application form at a later time.

The application must be submitted in **English**. Please read each section carefully before completion. All sections must be completed fully and accurately for your application to be accepted (fields with a red asterisk * are mandatory). Please only use characters in the English alphabet. Please do not use accents or special characters (i.e. symbols). If you get an error message when you try to save what you are working on it is because you have used an accent or a symbol - please remove such characters and save again. Applicants are responsible for the quality of their applications.

- Candidates are expected to provide 3 references (**2 are mandatory**) of which at least one must come from your Research Supervisor at your Host University (where feasible). The referee should complete and submit the reference ON-LINE by **November 23rd, 2012 at 18h00 Central Standard Time (GMT-6)**.

You must also submit:

- an official copy of your University transcript from last year, **but only if you are taking coursework** (this is a breakdown of courses taken during the degree and the grades obtained in each discipline). A copy of your Master's degree is also required. If you are applying for a Post-Doc, a copy of your PhD award is accepted.
- your Offer and/or Admission letter from your Host University if available at the time of applying. It is important to remember to upload this document if it is available. If you receive an Offer/Admission Letter from one of the Host Universities in your application form **after** the application session has closed on November 16th 2012, you may email the document to the facultyforthefuture@slb.com email address and it will be included in your file. An Offer/Admission Letter from a host university other than the ones mentioned in your application form will **NOT** be accepted.

The above documents should be uploaded on-line (use the Upload Doc tab). Do **NOT** send any document by email or by post as they will NOT be taken into

consideration (except in the case of an Offer/Admission Letter that you receive from your Host University after Nov 16th 2012 - see note in the previous paragraph above).

- The deadline for application submission including upload of documents such as transcripts and University offer letter if available is **November 16th 2012 at 18h00 Central Standard Time (GMT-6).**

Before you begin:

- Make sure you meet the **Eligibility Criteria** and that you can meet the application deadline. You should also consult the FAQs on the home page of this website.
- For an overview of typical disciplines awarded please consult the "About Program" tab at www.facultyforthefuture.net. On the right hand side of that page you will find a pdf document called "**Faculty for the Future Examples of Typical Disciplines Awarded**".
- Plan ahead. Producing a strong application takes time and the final decision is based in part on the quality of your application and accompanying materials.
- Have a clear strategy. Make sure all sections of your application form an integrated whole.
- Read each section carefully before completion as all sections must be completed fully and accurately for your application to be accepted (fields with a **red asterisk*** are mandatory).
- **N.B. You may not change your research project or choice of Host University once you have submitted your application. If you are selected for an award, it is on the basis of your application form and you may not subsequently modify your research project and/or Host University without the prior approval of the Schlumberger Foundation. You are therefore advised to carefully select your research project and Host University at the time of applying as there is no guarantee that subsequent changes will be accepted.**

Program Objectives

This section provides a detailed overview of the fellowship including the goals and objectives of the program and provides a detailed account of the expectations in terms of eligibility, deadlines, selection process and notification of awards.

The Schlumberger Foundation Faculty for the Future program, launched in 2004, awards fellowships to women from **developing** and **emerging economies** to pursue PhD or post-doctoral studies in the physical sciences, engineering and related disciplines at top universities **abroad**. Awards in biological sciences are limited to interdisciplinary research between physical and biological sciences. The program's long-term goal is to generate conditions that result in more women pursuing academic careers in scientific disciplines.

The Faculty for the Future program is growing each year and has become a powerful community that today stands at 257 pioneering women scientists from 62 countries. **Ultimately grant recipients are expected to contribute to the socio-economic development of their home countries and regions by strengthening the faculties in their home universities, pursuing relevant research, or using their specific expertise to address policy issues.** The end goal is to attract and retain more young women in the sciences.

Important dates and deadlines

- Application should be submitted **online** by **November 16th 2012**.
- Reference letters should be submitted by **November 23rd 2012**.
Applications that do not have the mandatory reference letters submitted by this date will not be eligible.
- Telephone interviews will take place during first half of March 2013 for those candidates who go to the final selection round. **Please do not send emails enquiring about this - you will be contacted if you have been selected for an interview during the final round. Please ensure that the telephone no. in your application form is accurate and please make sure that you check your emails regularly from the end of February 2013 in case the Faculty for the Future team need to get in contact with you.**
- Successful candidates will be asked to sign a Grant Agreement and a Research Ethics statement.
- Notification of award: **March 29th 2013**.

Evaluation Criteria

To be eligible for this fellowship applicants must meet the following criteria:

You:

- are a female and are a citizen of a developing country or emerging economy. You are not eligible to apply if you hold dual citizenship of which one is citizenship of a developed country. **N.B. If you have been awarded a Faculty for the Future grant and after the award you obtain citizenship of a developed country the grant will be discontinued as of the date of such additional citizenship.**
- are preparing for a PhD, or post-doctoral study in the physical sciences, engineering technology and related disciplines. Awards in biological sciences are limited to **interdisciplinary** research between physical and biological sciences. The Faculty for the Future grant **does not fund** Master level studies;
- are enrolled, admitted or have applied to a host university/research institute **abroad** (applications are no longer accepted where an individual has not yet applied to a university). If you are applying for a sandwich course the **final degree** must be awarded by the Host University abroad (i.e., not from the home country university);
- hold an excellent academic record;

- have a proven track record of teaching experience or can demonstrate commitment to teaching;
- can demonstrate active participation in faculty life and outreach programs to encourage young women into the sciences;
- are willing to contribute to the socio-economic development of your home country and region by strengthening the faculties in your home universities, pursuing relevant research, or using your specific expertise to address public policy matters.

N.B. If you are doing a sandwich course the final PhD degree must be conferred by the **Host University abroad.**

A successful application will have gone through 4 review rounds, with the Selection Committee paying particular attention to the following criteria:

- Academic performance;
- Quality of references. Special attention is paid to the level of interaction/engagement with current or future host university supervisor;
- Quality of Host University;
- Scientific interest of research proposal and how clearly it is presented;
- Relevance of research to home country;
- Evidence of intent to return to home country;
- Commitment to teaching;
- Commitment to inspiring other young women to pursue a career in a scientific discipline and level of participation in outreach programs to achieve same.

Grant Level

Faculty for the Future grants are based on actual expenses to be incurred and the award can be up to USD 50, 000 per year for a PhD and up USD 40,000 for a Post-Doc.

Application Calendar:

November 16th 2012:	Application deadline
March 29th 2013:	Notification of results on web site
Spring 2014:	Latest semester in which award winners can commence studies.

=====

1.3 Employment History

Please fill your employment history below starting with most recent, if any.

Employer Name	Job Title	Dates (month/year)	
		From	To

1.4 Educational History

Home University:

Home country University supervisor name:

Home country University supervisor email:

Home country University supervisor tel. no.:

Please list all university level qualifications, starting with your current studies.

Name and Location of Institution	Major Field of Study	Dates (month/year)		Title of Degree	Graduation Date
		From	To		
					-

Expected start date of your next academic year:

Expected Graduation date:

Month and year of planned return to home country:

If PhD, please advise expected date of PhD Qualifier Examinations:

List Scholarships or Fellowships held at present or in the past: (Give source or sponsor, amount, where held, and duration.)

Indicate any academic honors or prizes, which you have received:

List any books, articles or theses published by you, especially in your proposed field of study:

List professional societies or other organizations in which you now hold membership or in which you have been active in the past:

1.5 Key Questions

Teaching Experience: (Please describe your teaching experience to date)

Your Research Proposal: (Please describe the research for which you are requesting a Faculty for the Future grant and research previously completed, if any)

Please describe your involvement in university/faculty life and activities encouraging young women into the sciences:

PART 2/6 Study Program for which you are requesting funding

N.B. You may not change your research project or choice of Host University once you have submitted your application. If you are selected for an award, it is on the basis of your application form and you may not subsequently modify your research project and/or Host University without the prior approval of the Schlumberger Foundation. You are therefore advised to carefully select your research project and Host University at the time of applying as there is no guarantee that subsequent changes will be approved.

Please select the name of the degree-granting university, institution or college to which you have applied or have been admitted or are currently enrolled. If the name of your choice Host Institution is not available from the choice in the drop down list provided below, please insert the **FULL OFFICIAL** university name as indicated on the official university web site.

Research Type and Year: Please select the PhD or Post-Doc year for which you are requesting funding from the drop down list "**Research Type and Year**" (for example, if you have not yet begun your PhD degree then select **PhD Year 1**. On the other hand, if you have already begun your PhD degree and you are currently in your 1st year but you are applying for a grant to cover the academic year 2013-2014 then please select **PhD Year 2** from the drop down list "**Research Type and Year**".

Current Status: Please check the box that describes your current application status at your choice of Host university(ies) and use the **Upload doc** tab to upload relevant document(s) as proof (e.g., offer letter/admission letter).

The **Return University** in section **2.1** of this tab refers to the University or Institution that you plan to return to in your home country upon completion of your PhD/Post-Doc. If you do not plan to return to a University in your home country then please leave the Return University details blank.

All fields with an asterisk*are mandatory.

Please remember to click the **SAVE** button before leaving this page.

Full official name of the First Choice Host University:

Department/School/Faculty:

Title of Degree:

Research Type and year:

High Level Field:

High Level Discipline:

Current status:

Knowledge of Research Dept: a) Why did you choose this particular Dept/Research centre for your research? b) What do you know about the range of research that is conducted there? c) Will you be joining a research group or working on your own? d) Do you know any successful alumni from this PhD Program? Max. 200 words

Knowledge of Host Supervisor: a) On what basis did you choose your supervisor? b) How much do you know about his/her track record? c) Have you been in communication while preparing your application? d) Did you define your research project together? e) Does your supervisor currently have doctoral students? How many? f) Has she/he supervised students to successful completion of a PhD? Max. 200 words

Full official name of the Second Choice Host University:

Department/School/Faculty:

Title of Degree:
Research Type and year:
High Level Field:
High Level Discipline:

Current status:

Knowledge of Research Dept: a) Why did you choose this particular Dept/Research centre for your research? b) What do you know about the range of research that is conducted there? c) Will you be joining a research group or working on your own? d) Do you know any successful alumni from this PhD Program? **Max. 200 words**

Knowledge of Host Supervisor: a) On what basis did you choose your supervisor? b) How much do you know about his/her track record? c) Have you been in communication while preparing your application? d) Did you define your research project together? e) Does your supervisor currently have doctoral students? How many? f) Has she/he supervised students to successful completion of a PhD? **Max. 200 words**

2.1 University where you hope or plan to teach in your home country

Return University:

Address:

Return University supervisor name:

Return University supervisor email:

Date when you expect to take up an academic post in your Return University:

Notes of explanations:

2.2 Professional Re-Integration Plan

Please provide below a brief description of:

a) your professional plans upon completion of the Schlumberger Faculty for the Future Fellowship. What kind of leadership role would you like to perform in your own country or university? What are the main career skills you will learn from your choice of program?

b) how your home institution will support your plans for re-integration into your institution (if this is the case, please provide a letter of support from your home institution stating your role upon return and your re-integration plan into the institution/organization).

c) Where do you see yourself 10 years from now?

Max 350 words

2.3 Financial Information

Please provide estimates of your expected costs for one grant year, as well as an indication of your personal resources, **for each of your University choices.**

N.B. You should include information on funding from any other scholarships you have

received or will receive during the next academic year.

Tuition waiver: You should find out if you can obtain a **partial** or **total** tuition waiver from your first and second choice Universities. In this case, the full amount of Tuition fees (i.e. the full amount of Tuition without the waiver) and the full amount of the Tuition waiver should be inserted in the respective rows.

Bench Fees: mainly apply to Post-Doc research and are usually related to the purchase of consumables such as chemicals, for example.

N.B. Other sources of Funding: It is important that you list all other sources of funding for which you are eligible in the last text box provided below. Other sources of funding include educational grants from your home country Government or other foreign bodies as well as other scholarships for which you are applying (or have already received) - please indicate expected award dates of all other sources of funding for which you have applied or intend to apply for.

The **maximum** grant that can be awarded by the Schlumberger Foundation is USD 50,000 per year and a maximum of USD 40,000 for Post-doc studies. Please only use figures in **US Dollars** in this table. Please do **NOT** add any text within the table. Any applications containing text or currencies other than US Dollars will **NOT** be accepted and you will not receive any notification or request for corrections.

Please also upload supporting documentation of cost estimates (e.g., local cost of living data, rent receipts or rental release, university fees, lab supplies, etc.). Please use the Upload Doc tab for this purpose.

All fields with a red asterisk are mandatory. You are responsible for the quality of your application form.

Cost Item	Host University
Tuition	
Bench Fees (mainly applies to Post-Doc)	
Accommodation (including housing and commodities)	
Living Allowance (including food, books and supplies, medical/insurance coverage, child care, transport costs)	
Travel, Visa and Conferences Expenses	
Estimated Total Costs	
Personal Resources available to support studies	
Tuition/Waiver	
Estimated Total Funding	

Expected start date for which you are requesting funding:

Additional Cost-related Information: Please add any comments on costs in this space:

List other sources of financing for which you are eligible to compete:

Part 3/6 Personal Essay (Max 750 words)

Your essay should allow the reviewers to get to know you, your personal and academic ambitions and plans, and the "women in science" context in your home country. The best essays will address the following topics in a simple narrative style:

1. **Personal motivation in pursuing a PhD or Post-Doc including what it will change for you on return to your home country**
2. **Specific constraints faced as a scientist including gender-related issues;**
3. **An overview on the situation of women science & engineering academics in your country: % of women in your faculty; % of women in your discipline (in your University and in your country); how many universities have science and engineering faculties?**
4. **Your family and financial situation.**

Personal Essay:

Part 4/6 Research & Teaching Essay [Max 1000 words]

In the first box below please write a clear summary of your field of study and your research focus/objectives, including purpose, originality and relevance, particularly to home country. The best project statements will address the following topics in a simple narrative style:

- **Short description of your field of research and how it will be accomplished?**
- **Why is it important and why are you motivated by this research?**
- **How do your PhD or Post-Doc studies fit with your long-term professional goals?**
- **Expected impact of your PhD or Post-Doc on your career, including a sense of how your home university will value it.**

N.B. Plagiarism, which can be a form of scientific misconduct, is generally known and described as the appropriation of another person's ideas, results, processes, or words without giving appropriate credit, thereby misleading the reader with respect to the contributions of the author. Plagiarism is not necessarily the same as copyright infringement, which occurs when a researcher or scholar violates copyright law. The copying of a couple of sentences for a quotation is considered fair use, but if it is not attributed to the true author, it is plagiarism. **If a plagiarism is detected in any section of your application form it will lead to the automatic retraction of your application from the selection process for the award of a Fellowship.**

Summarize your Research Focus, including purpose, originality and relevance particularly to home country *:

In your Research & Teaching essay you must address all of the areas detailed below. Please use a simple narrative style. The most effective Research essays are best described in layman terms.

- **Context of the research field and status of your research within this.**
- **Description of the research project, including innovative aspects, scientific quality and relevance to the field;**
- **Research design, objectives, methodology, workplan and timeline;**
- **Expected research outcomes and outputs;**
- **What impact will your PhD or Post-Doc have on your career? How will your home university value it?**
- **What motivates you most about teaching?**

Research & Teaching Essay:

Part 5/6 Post-Doctoral Research - supplementary information

Please complete this section ONLY if you are applying for a grant to fund a Post-Doc.

- 1. Please explain your rationale for undertaking a Post-doc. Ensure your response includes fact-based information. (max 150 words):**
- 2. a) If the Post-doc was advertised please upload a scanned copy of the advertisement b) If it was not advertised, please explain why not (max 50 words):**
- 3. What is the number of post-docs in your field in your home country? (max 50 words):**
- 4. How will your Home University demonstrate the value it attaches to your Post-doc?**
 - a) Will it provide additional funding for your research? b) Will you be promoted?**
 - c) Will you have additional students to supervise? d) Other reasons? (Max 100 words):**
- 5. Describe financial contribution that Host University will make? (max 50 words):**

Part 6/6 References & Transcripts

Candidates are required to submit 3 written references (**2 are mandatory**) of which at least one must come from your Research Supervisor at the Host University [where feasible]. The reference letter should address the quality of your academics and your track record as a teacher and researcher as well as your potential leadership in the field of science and technology.

Once you **submit** your application, your referees will receive an automatic email with a username and password to access this site so they can submit a reference form on your behalf. Remember it is your responsibility to ensure that your referees submit the reference forms in time (**by November 23rd 2012 at latest - otherwise your application will be withdrawn.**

Only references submitted on-line via this web site will be accepted. Any on-line reference arriving after this date will not be taken into consideration and the application will be removed from the selection process.

Name:

Email:

Title:

Name:

Email:

Title:

Name:

Email:

Title:

Upload documents

Candidates are expected to provide a University transcript where applicable (this is a breakdown of courses taken during the degree and the grades obtained in each discipline). For Post-Doc a copy of PhD award is accepted

University Transcript and other documents	Date submitted
	-

Submission

Once submitted, the application is final and no more changes can be made to it. Please take the time to review your whole application once more, making sure you did not forget anything.

Have you selected the correct Host Country of Study from the drop down list? Have you selected the correct Country of Citizenship, and the correct High Level Field and Discipline (see Study Program tab) as well as the Research type and Year (see Study Program section)? Have you selected the CORRECT TITLE of your referee? Have you uploaded your Offer or Admission letter to your Host University (if available) and your Master Degree transcript? Is your telephone no. accurate?

Remember you can always logoff using the logoff button and come back at a later time to finish filling in your application. When you are ready, tick the following checkbox and click on **SAVE**.

Please note that emails will not be dispatched to your Referees until you have **submitted** your application.

PLEASE READ CAREFULLY BOTH STATEMENTS below before ticking this box
I certify that I meet the basic eligibility requirements of the program and that the information provided in this application and in accompanying documents is complete and accurate to the best of my knowledge. If requested, I agree to give proof of the information that I have included on this application. I understand that falsification of information may result in the withdrawal of my application from the fellowship competition and/or in the termination of any fellowship granted. This application becomes the property of the Schlumberger Foundation upon submission.

You are about to apply to the Schlumberger Foundation Faculty for the Future program and to provide personal data to us. In particular, please note that your research proposal will be reviewed by several people in the course of the Selection Process. Please read carefully our Data Privacy Statement on the login page of this web site (www.fff.slb.com). Your data may be transferred to authorized third parties in countries not having an adequate level of data protection. If this happens, Schlumberger Foundation will ensure that your data will remain confidential and secure. By clicking on this tick box you agree to: i) the applicability of our Data Privacy Statement; and ii) the aforementioned transfers of your personal data.

Current date is

Date submitted:

SCHLUMBERGER FOUNDATION INC

Minutes of the Meeting of the Board of Directors and of Members

Held on December 12, 2013

A meeting of the Board of Directors and of Members the Schlumberger Foundation Inc. was held at 42, rue Saint Dominique, Paris, France, on December 12, 2013, at 1:30 pm.

The following members of the Board were present, constituting a quorum for the conduct of the meeting:

Sola Oyinlola
Jean-Marc Perraud
Stephanie Cox
Ranaa Riyamy
Hatem Soliman

Further present were Regina Hand, Faculty for the Future Program Administration & Governance Manager, Eve Million, Faculty for the Future Communications and Community Coordinator, Eileen Hardell, its Secretary, and John Benson.

The meeting was convened by the Chairman Mr. Perraud at 1:30 pm local time at the Schlumberger Limited offices in Paris to deliberate on the items of the agenda included herebelow.

Prior to the beginning of the meeting the Chairman Mr. Perraud informed the other Board Members that Jean Chevallier had informed him that due to commitments in other charitable organizations, he wishes to resign from Schlumberger Foundation, Inc. The members of the Board of Directors accept the resignation and express their thanks for his contribution to the activities which were instrumental to achievements of the Foundation to date.

18

13h30 - 13h35	1. Opening and approval of 20 th March 2013 Meeting minutes
13h35 - 14h00	2 SF Inc and SSF Financials <ul style="list-style-type: none"> a. 2012 Financial Report approval b. 2014 Budget
14h00 - 14h30	3 Investment and Expenditure Report <ul style="list-style-type: none"> a. Investment Portfolio update
14h30 - 15h15	4 FFTF Program <ul style="list-style-type: none"> a. Feedback on 2013 Selection b. 2013 Call for Applications Campaign c. Eligible country list – ranking and change of nationality d. Grants – extra child care support
15h15 - 16h00	5 FFTF 10 year anniversary event in 2014 <ul style="list-style-type: none"> a. Longitudinal study and Impact Assessment b. Annual Report c. Media Packs & Guidelines for Fellows d. Special Regional Forum
16h00 - 16h45	6 Governance Update <ul style="list-style-type: none"> a. Streamline/align SFI and SSF (and changes to constitutional documents) b. Expanding the Board c. Committees
16h45 - 17h00	7 Other Topics <ul style="list-style-type: none"> a. Forum Cambridge May 2013 – Feedback b. Community Web Forum – update c. Approval for 4 Renewals: 2014 Anchaia Kuruppu; Mary Gorret Nantongo, Thabile Nkumbule 2013 – Heyddy Claderon-Palma
17h00 - 17h45	8. The State of Female STEM Participation in the World Today (Trish Tierney - Institute of International Education)

1. Approval of 20 March 2013 minutes

Resolved that the minutes of the meeting of the Board of Directors of March 20, 2013, which were distributed to the members of the Board of Directors on 1 July 2013, be and herewith are approved.

2. Approval of 2012 Financial Statements

Sola Oyinlola presents the audited financial statements audited by PWC and explains why the Audit Report on the Audited Combined Statements was qualified. This is the first time Combined Financial Statements have been audited. Eileen Hardell explains that the Financial Statements need to be published on the website of the Foundation due to requirements on Dutch Charitable Foundations, effective as of 1 January 2014.

Resolved, that the Audited Combined Financial Statements of Schlumberger Foundation Inc. and Schlumberger Stichting Fund for the 12-month period which ended December 31, 2012 be and hereby are approved.

3. Expenditure and 2014 Budget

Sola Oyinlola presents the Expenditure and 2014 Budget as per slide 5 of the Presentation. Several of the expenditure items required explanation, and are further discussed, below. The

Board resolved to approve the 2014 budget as presented: \$6.645 million in grants, program overhead of \$450,000 and overhead of \$963,000 for total budgeted expenditure of \$7.6 million for the combined Schlumberger Foundation Inc and Schlumberger Stichting Fund expenses.

Following discussions on the several items of expenditure, Mr Oyinlola offered additional information to explain and justify these expenses. He explained the need for additional childcare allowance, based on requests for such child care support especially from fellows in UK institutions where tuition often consumed much of the total current grant.

Resolved, that a childcare grant is approved in principle, and the total amount of USD 45,000 included in the budget be and herewith is approved for 2014. The rules for disbursing such grant shall be presented for approval in the next board meeting, with the understanding that the maximum amount per child shall be \$3,000 per annum.

4. 10 Year Anniversary Plans

Other questions discussed by Mr. Oyinlola and the team during the Budget discussion included clarification on Annual Report cost, other administrative charges and the 10 year Anniversary plans. Slide 33 is presented by Eve Million on the Anniversary plans.

Mr. Oyinlola comments that the current topics suggested should be expanded to include certain high quality items over and above exchange of experience in technical education.

The maximum amount as per the 2014 budget presented is approved. The intention is to invite Paal Kibsgaard for such event. The timing for such event is suggested to be in Q4, 2014, i.e. 2 weeks after the SL Board meeting.

5. Investment and Expenditure Report, Change to investment Guidelines

Sola Oyinlola presents Investment and Expenditure Report as per slide 9, 10 and 11 of the Presentation. The total Schlumberger Foundation Inc and Schlumberger Stichting Fund endowment, as of the end of November 2013, stood at USD73.2 million, which is a record. Through November 2013, the Schlumberger Foundation Inc and Schlumberger Stichting Fund endowment earned a record USD8.3 million, which Mr. Oyinlola presented as being the second best return on investment (ROI) at 11.8% (ROI in 2009 was 22%).

Mr. Oyinlola reviewed the portfolio performance shown in the Slide 10 (in the case of Schlumberger Stichting Fund and slide 11-14 for Schlumberger Foundation Inc).

Change to Investment Guidelines: Due to suggestions that the Schlumberger Stichting Fund and Schlumberger Foundations Inc might be overweight in fixed income investments, and given the advice presented by the Foundation's Investment advisors, Sola Oyinlola opened a discussion regarding changes in asset allocation and a shift of some fixed income investment to a hedge fund. After discussion by the Members of the Board, it was Resolved, that the investment on fixed income (bonds) shall be reduced from 40% to 30% of the funds invested for Schlumberger Foundation, Inc, and that 10% shall be invested in a hedge fund. As a result, the investment guidelines as last amended on 13 Dec 2012, which currently state:

- To provide a return on investment that allows adequate support of Foundation operations and meets distribution requirements including minimum distribution requirements (if any) for the US entity.
- To diversify investments within equity and fixed-income securities, and to provide liquidity through cash and money-market instruments.
- To diversify investments by asset class (equities, public or private, fixed income, real estate, and cash equivalents) and within asset classes (within equities, for example, by economic sector, industry and size).

Shall be **amended** by including “hedge funds (subject to the maximum amount not exceeding 10%)”.



6. Governance

Expanding the Board, Approval of Board Charter

Sola Oyinlola presents draft board charter as distributed to the Board Members with a view to expand the Board, in both numbers and diversity to better cover the origin of the fellows served by the current flagship program, the Faculty for the Future program. After discussion, it was:

Resolved, that the Board Charter as attached hereto as Exhibit 1 be, and herewith is approved. The Board rotational will consist of three-year terms, with the details of the transition of current Board members to be discussed and decided in the March 2014 Board meeting.

Amendment of Bylaws

Eileen Hardell proposes to adopt new bylaws of Schlumberger Foundation, Inc and in line with the document attached hereto as Exhibit 2. Such bylaws are more in line with current standards on Delaware charitable organizations, provide for more flexibility and permit the indemnification of Directors and Officers.

After discussion, it was **resolved** that amended and restated bylaws in the version as attached hereto as Exhibit 2 are approved. Further resolved, that the members of the board shall be indemnified by Schlumberger Foundation Inc. in line with the applicable provisions of the bylaws.

Creation of Committees

Sola Oyinlola introduced the concept of establishing formal Board committees, per the authority granted in the Amended and Restated Bylaws of Schlumberger Foundation Inc adopted on 12 December 2013. Upon discussion of the appropriate number, role and structure of committees, it was

Resolved, that the following committees will be established, effective immediately:

- **Nominating Committee** as staffed by the Chairman, President and the officer of Schlumberger Ltd who is represented on the Foundation Board, to recommend Board member candidates to the entire Board;
- **Grant Selection Committee** to be staffed either the entire Board or by any other number of Directors as decided by the Board, and
- **Finance Committee**, as staffed by the Chairman, President and Treasurer (if they are a Director) or one other Board Member.

It was Further **resolved**, that charters for the organization and authorities of such Committees be drawn up for approval by the entire Board prior to the above Committees starting their activities.

26

Slate of Directors and Officers:

The Members of the Board of Directors then resolve effective 12 December 2013, the slate of Directors and Officers of Schlumberger Foundation Inc shall be as per the table below:

Name	SFI	SSF
Jean-Marc Perraud	Director/Chairman	Director/Chairman
Sola Oyinlola	Director/President	Director/President
Tore Sandvold	Director	Director
Ranaa Riyamy	Director	Director
Hatem Soliman	Director	Director
Stephanie Cox	Director	Director
Eileen Hardell	Secretary	Secretary
John Benson	Assistant Secretary	Assistant Secretary
Bram Verburg	Controller	Controller
Sola Oyinlola	Treasurer	Treasurer

Remuneration policy:

Due to requirements regarding Dutch charitable organizations effective as of 1 January 2014, the remuneration policy of Schlumberger Stichting Fund needs to be made available to the public on a website that is notified to the tax authorities. After deliberation, it was

Resolved that the Remuneration policy as attached to these minutes as Exhibit 3 be and hereby is approved.

7. Presentation by external speaker, and related discussion

Trish Tierney, Institute of International Education, presents on the state of female STEM (science technology math engineering) participation in the world today.

Upon conclusion of the presentation by Ms. Tierney, the Members of the Board of Directors discussed potential utilization of the resources provided by the Institute of International Education, and after proposal by Sola Oyinlola it was

Resolved, that Sola Oyinlola is authorized to engage the Institute of International Education, for the purpose of performing and presenting the longitudinal study.

8. Applicant Qualification; Nationality of Grantees and Applicants

Sola Oyinlola initiated a discussion of whether a change in nationality of an existing grantee required termination of the financial grant. The Members of the Board of Directors reiterated the mission of the Schlumberger Faculty for the Future programme and, therefore, agreed that the nationality of the grantees (and applicants) was integral to goals of the Faculty for the Future mission. For this reason, it was:

Resolved, that if grantee changes nationality at any time after decision on the Award of a grant (including renewal grant), and if such change of nationality causes grantee's sole or additional nationality to be not an eligible nationality as published from time to time by Schlumberger Foundation Inc, then the grant (or where applicable renewal grant) shall cease immediately and no further funds shall be paid.

The Members of the Board of Directors entertained discussion regarding the need to demand the reimbursement of grant funds upon change of nationality during the pendency of a grant period, but this proposal was unanimously rejected. However, in order to facilitate thorough review of candidates' nationality (and intentions) during the application process, it was:

Further resolved, that the application process shall seek to determine whether a candidate maintains multiple nationalities. Accordingly, the Board directed Regina Hand to ensure this information was solicited and answered during the application process.

At the close of discussion regarding applicant qualification, the Members of the Board of Directors discussed whether it is additionally necessary to exclude Schlumberger employees and/or their children from consideration as grant candidates. After discussion, the Chairman noted that the current applicant review process includes consideration of the relevant concepts (financial need and intentions of the applicants) and therefore it was not necessary to submit the qualification of Schlumberger employees and/or their children to vote of the Board.

9. Next Meeting


The next meeting of the Board of Directors of the Schlumberger Foundation, Inc. will be held at 42, rue Saint Dominique, Paris, France, on March 20, 2014, time to be confirmed.

No further business remaining to be discussed, the meeting was adjourned at 6:34 pm

The Chairman

Secretary





Jean-Marc Perraud



Eileen Hardell

Exhibit 1

Board Charter document

Schlumberger Foundation Charter

The Schlumberger Foundation is a small, innovative organization overseen by a volunteer Board of Directors and managed and administered by a few Schlumberger employees.

The first reference to a Foundation created in the US was in the 1954 Schlumberger Annual Report as follows:

“Through the years we have relied heavily on our universities as the source of the technical personnel to whom so much of our progress is due. As an acknowledgement of the essential role that these universities have played in our past growth and will play in our future, your Board of Directors has created the Schlumberger Foundation for the purpose of establishing scholarships and fellowships for scientific studies”.

In 1985 Schlumberger Stichting Fund was created in the Netherlands to make grants outside the United States. In 2003 the two legal entities, Schlumberger Foundation Inc. and Schlumberger Stichting Fund, were brought under the single operating name Schlumberger Foundation with a shared Board of Directors and grant making purpose.

In performing this grant making role, the Foundation shall:

- Be guided by its Internal Control Guidelines, as amended from time to time by the Board
- Implement the authorized programs of the Foundation in accordance with its charter, as revised from time to time by the Board.
- Ensure any funded programs comply with best practices of ethics and efficiency in the delivery of the programs' goals;
- Identify lessons learnt from previous grants and programs and proactively recommend areas of focus, new programs, and new directions for Schlumberger's philanthropy objectives.

The Membership of the Foundation Board shall consist of no less than nine (9) directors stationed in, or nationals of geographically diverse countries or regions and having differing personal backgrounds and experiences. The composition of the Board shall include:

- the Schlumberger Limited Global Head of Sustainability & Citizenship (GHSC) or occupant with similar role;
- A member of the Schlumberger Limited Officers;

- At least 2 Area Presidents or senior operations personnel representing the regions that house the concentration of the Foundations' activities;
- A representative of the technical and scientific community within Schlumberger, preferably with an advanced degree in a technical area;
- A representative of the University stakeholder community, whether professors, researchers or administrators from host or home universities;
- An alumni of the Faculty of the Future program or such other programs that the Foundation sponsors or promotes from time to time;
- Any other personal or professional profiles that the Board believes will enhance the programs and objectives of the Foundation.
- With the exception of the GHSC, each member shall serve on the Board for three year rotation as determined by the Board.
- The Board shall meet regularly and no less than 2 times each year, with the possibility of re-election for all Directors except for the Alumni of the Faculty for the Future program

Exhibit 2

Amended Bylaws of Schlumberger Foundation, Inc.

Exhibit 3
Remuneration Policy

Schlumberger Foundation
(Schlumberger Foundation, Inc and Schlumberger Stichting Fund)
Remuneration Policy

Approved by the Board on 12 December 2013

1. The Board will not be remunerated for tasks/activities performed for Schlumberger Foundation as Board Members.
2. Board Members are entitled to a reimbursement of reasonable expenses and fees for the attending of meetings.
3. Fees per meeting attended shall not exceed an amount of USD 2000 per meeting, including travel time, if any.
4. Board Member who at the same time are employees of the Schlumberger group of companies are not eligible for reimbursement of expenses or fees for the attendance of meetings.
5. Services provided by Board Members to Schlumberger Foundation outside their tasks as Board Members can be remunerated subject to appropriate decision of Schlumberger Foundation as well as documentation on such tasks and related compensation.


Slides for Board Meeting 12 Dec 2013

SECRETARY'S CERTIFICATE

The undersigned, Eileen Hardell, Executive Secretary of **SCHLUMBERGER FOUNDATION, INC.**, a foundation organized under the laws of the State of Delaware, USA, (hereinafter called "the Foundation") DOES HEREBY CERTIFY THAT:

Attached hereto is a true and correct copy of the Amended and Restated Bylaws of the Foundation, which were duly adopted by the Foundation on December 12, 2013.

In WITNESS WHEREOF, I have hereunto set forth my name, all on this 14th day of March 2014.



Eileen Hardell
Secretary

**AMENDED AND RESTATED BYLAWS
OF
SCHLUMBERGER FOUNDATION, INC.**

A Delaware Non-Profit Corporation

ARTICLE I

PURPOSE

1. Schlumberger Foundation Inc. (the "Corporation") is a non-profit corporation established, as defined in Section 501(c)(3) of the Internal Revenue Code of 1986, or the corresponding section of any future Federal tax code, and shall be operated exclusively to promote and carry on the activities, objects and purposes set forth in the Corporation's Certificate of Incorporation.

2. The Corporation shall have the power, directly or indirectly, alone or in conjunction or cooperation with others, to do any and all lawful acts which may be necessary or convenient to affect the purposes, for which the Corporation is organized, and to aid or assist other organizations or persons whose activities further accomplish, foster, or attain such purposes.

2. The Corporation may have offices at such places as the Corporation's Board of Directors ("Board") may from time to time determine or the business of the Corporation may require.

ARTICLE II

MEMBERS

1. The members of the Corporation (each a "Member") shall consist of the current Directors of the Corporation. Each Member of the Corporation shall be entitled to one vote at all

meetings of members. No member shall be entitled to any dividend or any part of the income of the Corporation or to share in the distribution of corporate assets upon dissolution. The Board has the discretion to decide which, if any, matters shall be submitted to the membership for a vote, unless approval of the Members is otherwise required by the Delaware General Corporation Law.

2. Any annual or special meetings of the Members shall be noticed and conducted in the same manner set forth in Article V with respect to meetings of Directors. Action required or permitted by law to be taken at a meeting of the Members may be taken without a meeting if the action is taken by all Members. The action shall be evidenced by one or more written consents describing the action taken, signed by each Member, and included in the minutes filed with the corporate records reflecting the action taken. Such action shall be effective when the last Member signs the consent, unless the consent specifies a different effective date.

ARTICLE III

DIRECTORS

1. The affairs of the Corporation shall be managed by the Board of Directors (the "Board"). The number of directors of the Corporation (each a "Director") to constitute the Board shall be determined by the Board. Directors shall be elected at the annual meeting of the Directors to serve for a term of the longer of (i) one year and (ii) until his or her successor shall have been elected and qualified. Directors may be removed, with or without cause, by the vote of at least two-thirds of all the Directors at a meeting of the Directors called expressly for that purpose. Any vacancy created by such removal shall be filled for the unexpired term in respect of such vacancy by majority vote of the Directors present at such special meeting or, in the absence of such action at such special meeting, by resolution of the Board.

2. The Directors may keep the books of the Corporation at the principal business office of the Corporation in this state or at such other place as they may from time to time determine and as may be permitted by law.

3. If the office of a Director becomes vacant for any reason, other than by removal of the Director in the manner described in paragraph 1 hereof, the remaining Directors shall choose a successor or successors which successor(s) shall hold office for the unexpired term in respect of which such vacancy occurred or until the next election of Directors.

4. Directors, as such, shall not receive any stated salary for their services, but by resolution of the Board, expenses of attendance, if any, may be allowed for attendance at each regular or special meeting of the Board; provided that nothing herein contained shall be construed to preclude any Director from serving the Corporation in any other capacity and receiving compensation or reimbursement of expenses therefor.

ARTICLE IV

COMMITTEES

1. The Board, by a resolution adopted by a majority of the Directors in office, may designate one or more Board committees, each of which shall consist of at least one Director. Such committees shall, to the extent provided in such resolution, have and exercise the authority of the Board.

2. At all meetings of committees, a majority of the members of the committee shall be necessary and sufficient to constitute a quorum for the transaction of business, and the act of a majority of the members of the committee present at any meeting at which there is a quorum shall be the act of the committee, unless the action is one upon which, by express provision of the statutes, the Certificate of Incorporation, these Bylaws, or a resolution of the Board, a different vote is required, in which case such express provision shall govern and control.

Provisions in these bylaws pertaining to meetings of the Board shall also apply to a committee or committees of the Board. Minutes shall be kept of each meeting of each committee.

ARTICLE V

MEETINGS OF THE BOARD OF DIRECTORS

1. The annual meeting of the Board shall be held at such time and place as shall be determined by the Board. Regular meetings of the Board may be held without notice at such time and place as shall from time to time be determined by the Board.

2. Special meetings of the Board may be called by the President, the Secretary, or any two Directors on not less than two days' notice to each Director, either personally or by first class mail, telegram, telephone or facsimile.

3. A Director's attendance at or participation in a meeting waives any required notice of the meeting unless the Director upon arriving at the meeting or prior to the vote on a matter not noticed in conformity with the law, the Certificate of Incorporation or these Bylaws, objects to lack of notice and does not vote for or assent to the objected to action. Neither the business to be transacted at, nor the purpose of, any regular or special meeting of the Board need be specified in any notice or waiver of notice of such meeting.

4. At all meetings of the Board, a majority of all the Directors in office shall be necessary and sufficient to constitute a quorum for the transaction of business (or if there is only one Director, one Director shall constitute a quorum), and the act of a majority of the Directors present at any meeting at which there is a quorum shall be the act of the Board, unless the action is one upon which, by express provision of the statutes, the Certificate of Incorporation, or these Bylaws, a different vote is required, in which case such express provision shall govern and control. If a quorum shall not be present at any meeting of Directors, the Directors present

thereat may adjourn the meeting, from time to time, without notice other than announcement at the meeting, until a quorum shall be present.

5. Members of the Board may participate in a meeting of the Board by means of a conference telephone or similar communications equipment whereby all persons participating in the meeting can hear each other, and participation in a meeting in this manner shall constitute presence in person at the meeting.

6. Action required or permitted by law to be taken at a Board meeting may be taken without a meeting if the action is taken by all members of the Board. The action shall be evidenced by one or more written consents describing the action taken, signed by each Director, and included in the minutes filed with the corporate records reflecting the action taken. Such action shall be effective when the last Director signs the consent, unless the consent specifies a different effective date.

ARTICLE VI

NOTICES

1. Whenever, under the provisions of law, the Certificate of Incorporation, or these Bylaws, notice is required to be given to any Director, such notice may be given orally or in writing. Notice may be communicated in person; by any form of wire or wireless communication such as telephone, telegraph, or teletype; by mail or private carrier; or by electronic mail.

2. Whenever any notice is required to be given, a waiver thereof in writing signed by the person or persons entitled to said notice, whether before or after the time stated therein, and filed with the minutes or corporate records, shall be deemed equivalent thereto.

ARTICLE VII

OFFICERS

1. The officers of the Corporation shall consist of a President who must be a member of the Board, a Secretary and such other officers as may be elected by the Board. The Board may also elect a Chairman of the Board, one or more Vice Presidents, a Treasurer, a Controller one or more Assistant Secretaries and Assistant Treasurers, and such other officers and agents as it shall deem necessary, who shall exercise such powers and perform such duties as shall be determined from time to time by the Board. The compensation of all officers, if any, shall be fixed by the Board. Any number of offices may be held by the same person.

2. The officers of the Corporation shall hold their offices until removed at any time by the Board. An officer may resign at any time by delivering notice to the Corporation. A resignation is effective when the notice is delivered unless the notice specifies a future effective date. If the office of any officers becomes vacant for any reason, the vacancy may be filled by the Board.

3. The President shall be the chief executive officer of the Corporation and shall preside at all meetings of the Directors (in the absence of the Chairman of the Board, if any) at which he or she is present. He or she shall perform such duties as the Board may prescribe and shall see that all orders and resolutions of the Board are carried into effect.

4. The President shall execute bonds, mortgages and other contracts except where permitted by law to be otherwise signed and executed, and except where the signing and execution thereof shall be expressly delegated by the Board to some other officer or agent of the Corporation.

5. The Chairman of the Board, if any, shall preside at all meetings of the Directors at which he or she is present, and shall perform such other duties as the Board or these Bylaws may prescribe.

6. The Vice Presidents, if any, in the order of their seniority shall, in the absence or disability of the President, perform the duties and exercise the powers of the President, and shall perform such other duties as the Board may prescribe.

7. The Secretary shall keep or cause to be kept a record of all meetings of the Board and shall record all votes and the minutes of all proceedings in a book to be kept for that purpose. He or she shall give, or cause to be given, notice of all special meetings of the Board, and shall perform such other duties as may be prescribed by the Board or President, under whose supervision he or she shall be. He or she shall be responsible for authenticating the records of the corporation.

8. The Treasurer, if any, shall have the custody of the corporate funds and securities, shall keep full and accurate accounts of receipts and disbursements in books belonging to the corporation, shall deposit all moneys and other valuable effects in the name and to the credit of the corporation in such depositories as may be designated by the Board and shall perform such other duties as the Board may prescribe.

9. The Treasurer shall disburse the funds of the Corporation as may be ordered by the Board, taking proper vouchers for such disbursements, and shall render to the President and Directors, at the regular meetings of the Board, or whenever they may require it, an account of all his or her transactions as Treasurer and of the financial condition of the Corporation.

10. If required by the Board, the Treasurer shall give the Corporation a bond in such sum and with such surety or sureties as shall be satisfactory to the Board for the faithful

performance of the duties of his or her office and for the restoration to the Corporation, in case of his or her death, resignation, retirement or removal from office, of all books, papers, vouchers, money and other property of whatever kind in his or her possession or under his or her control belonging to the Corporation.

11. The Controller, if appointed in addition to the Treasurer, shall be the chief accounting officer of the Corporation and shall be in charge of its books of account and accounting records and of its accounting procedures, and shall, otherwise, generally perform all duties usual and customary of a controller of a corporation.

12. The Controller, if any, shall render an account of the funds of the corporation whenever required to do so by the Board, the Chairman of the Board or the President.

ARTICLE XIV

CHECKS

1. All checks or demands for money and notes of the Corporation shall be signed by such officer or officers or such other person or persons as the Board may from time to time designate.

ARTICLE XV

FISCAL YEAR

1. The fiscal year of the Corporation shall begin the first day of January and end on the last day in December in each year.

ARTICLE XVI

SEAL

1. The Corporation shall not have a seal.

ARTICLE XVII

INDEMNIFICATION

1. Any person who at any time serves or has served as a Director or officer of the Corporation, shall have a right to be indemnified by the Corporation to the fullest extent permitted by law against (a) reasonable expenses, including attorneys' fees, actually and necessarily incurred by him in connection with any threatened pending or completed action, suit, or proceedings, whether civil, criminal, administrative, or investigative, and whether or not brought by or on behalf of the Corporation, seeking to hold him liable by reason of the fact that he is or was acting in such capacity, and (b) reasonable payments made by him in satisfaction of any judgment, money decree, fine, penalty or settlement for which he may have become liable in any such action, suit, or proceeding.

2. The Board shall take all such action as may be necessary and appropriate to authorize the Corporation to pay the indemnification required by these Amended and Restated Bylaws, including without limitation, to the extent needed, making a good faith evaluation of the manner in which the claimant for indemnity acted and of the reasonable amount of indemnity due him.

3. Any person who at any time after the adoption of these Amended and Restated Bylaws serves or has served in any of the aforesaid capacities for or on behalf of the Corporation shall be deemed to be doing or to have done so in reliance upon, and as consideration for, the right of indemnification provided herein. Such right shall inure to the benefit of the legal representatives of any such person and shall not be exclusive or any other rights to which such person may be entitled apart from the provision of these Amended Restated and Bylaws.

In addition to the foregoing, the Board of Directors shall have the right and power to purchase and maintain insurance on behalf of any person who is or was a director, officer, employee or agent of the corporation, or is or was serving at the request of the corporation as director, officer, employee or agent of another corporation, partnership, joint venture, trust or other enterprise against any liability asserted against him and incurred by him in any such capacity, or arising out of his status as such, whether or not the corporation would have the power to indemnify him against such liability.

ARTICLE XVIII

ALTERATION, AMENDMENT OR REPEAL OF BYLAWS

1. These Amended and Restated Bylaws amend, restate and replace in their entirety the original bylaws of the Corporation, as the same may have been amended from time to time.
2. These Bylaws may be altered, amended or repealed at any regular or special meeting of the Directors by the affirmative vote of a majority of all the Directors in office.

ARTICLE XIX

RECORDS

1. The Corporation shall keep as permanent records minutes of all meetings of its Board, a record of all actions taken by the Directors without a meeting, and a record of all actions taken by committees of the Board.
2. The Corporation shall maintain appropriate accounting records. A copy of the following records shall be kept at the Corporation's principal office: the Certificate of Incorporation and all amendments to them currently in effect, these Amended and Restated Bylaws and all amendments to them currently in effect, a list of the names and business or home

addresses of the current Directors and officers, the most recent annual report delivered to the Secretary of State, and appropriate financial statements of all income and expenses.

ARTICLE XIX

ADOPTION

1. These Amended and Restated Bylaws were duly adopted by the Directors on December 12, 2013.