



See a Social Security Number? Say Something!  
Report Privacy Problems to <https://public.resource.org/privacy>  
Or call the IRS Identity Theft Hotline at 1-800-908-4490



Form

990-PF

Department of the Treasury  
Internal Revenue Service

Return of Private Foundation

or Section 4947(a)(1) Trust Treated as Private Foundation

Do not enter Social Security numbers on this form as it may be made public. By law, the IRS cannot redact the information on the form.

Information about Form 990-PF and its instructions is at [www.irs.gov/form990pf](http://www.irs.gov/form990pf).

OMB No 1545-0052




2013

Open to Public Inspection


For calendar year 2013, or tax year beginning 01-01-2013 , and ending 12-31-2013

|   |  |  |  |
|---|--|--|--|
| Name of foundation<br>Edwin H & Ruth B Smith Foundation   |  | A Employer identification number<br><br>22-3619685   |  |
| Number and street (or P O box number if mail is not delivered to street address)<br>662 Route 12A   |  | Room/suite   |  |
| City or town, state or province, country, and ZIP or foreign postal code<br>Surry, NH 03431   |  | C If exemption application is pending, check here <input type="checkbox"/>   |  |
| G Check all that apply<br><div><input type="checkbox"/> Initial return<br/><input type="checkbox"/> Final return<br/><input type="checkbox"/> Address change</div> <div><input type="checkbox"/> Initial return of a former public charity<br/><input type="checkbox"/> Amended return<br/><input type="checkbox"/> Name change</div> |  | D 1. Foreign organizations, check here <input type="checkbox"/><br>2. Foreign organizations meeting the 85% test, check here and attach computation <input type="checkbox"/> |  |
| H Check type of organization <input checked="" type="checkbox"/> Section 501(c)(3) exempt private foundation<br><input type="checkbox"/> Section 4947(a)(1) nonexempt charitable trust <input type="checkbox"/> Other taxable private foundation  |  | E If private foundation status was terminated under section 507(b)(1)(A), check here <input type="checkbox"/>  |  |
| I Fair market value of all assets at end of year (from Part II, col. (c), line 16) <input checked="" type="checkbox"/> \$ 1,600,936   | J Accounting method <input checked="" type="checkbox"/> Cash <input type="checkbox"/> Accrual<br><input type="checkbox"/> Other (specify) _____<br>(Part I, column (d) must be on cash basis.) | F If the foundation is in a 60-month termination under section 507(b)(1)(B), check here <input type="checkbox"/>   |  |

| Part I Analysis of Revenue and Expenses (The total of amounts in columns (b), (c), and (d) may not necessarily equal the amounts in column (a) (see instructions) ) |   | (a) Revenue and expenses per books | (b) Net investment income | (c) Adjusted net income | (d) Disbursements for charitable purposes (cash basis only) |
|---|---|------------------------------------|---------------------------|-------------------------|---|
| Revenue   | 1 Contributions, gifts, grants, etc , received (attach schedule)                            | 58,028                             |                           |                         |   |
|   | 2 Check <input type="checkbox"/> if the foundation is <b>not</b> required to attach Sch B   |                                    |                           |                         |   |
|   | 3 Interest on savings and temporary cash investments  |                                    |                           |                         |   |
|   | 4 Dividends and interest from securities. . . . .   | 40,836                             | 40,836                    |                         |   |
|   | 5a Gross rents . . . . .  |                                    |                           |                         |   |
|   | b Net rental income or (loss) _____   |                                    |                           |                         |   |
|   | 6a Net gain or (loss) from sale of assets not on line 10                                    | 8,225                              |                           |                         |   |
|   | b Gross sales price for all assets on line 6a<br>65,766                                     |                                    |                           |                         |   |
|   | 7 Capital gain net income (from Part IV, line 2) . . .                                      |                                    | 8,225                     |                         |   |
|   | 8 Net short-term capital gain . . . . .   |                                    |                           |                         |   |
|   | 9 Income modifications . . . . .  |                                    |                           |                         |   |
|   | 10a Gross sales less returns and allowances   |                                    |                           |                         |   |
| Operating and Administrative Expenses   | b Less Cost of goods sold . . . . .   |                                    |                           |                         |   |
|   | c Gross profit or (loss) (attach schedule) . . . . .  |                                    |                           |                         |   |
|   | 11 Other income (attach schedule) . . . . .   |                                    |                           |                         |   |
|   | 12 <b>Total.</b> Add lines 1 through 11 . . . . .   | 107,089                            | 49,061                    |                         |   |
|   | 13 Compensation of officers, directors, trustees, etc                                       |                                    |                           |                         |   |
|   | 14 Other employee salaries and wages . . . . .  |                                    |                           |                         |   |
|   | 15 Pension plans, employee benefits . . . . .   |                                    |                           |                         |   |
|   | 16a Legal fees (attach schedule) . . . . .  | 4,760                              | 3,808                     |                         | 952   |
|   | b Accounting fees (attach schedule) . . . . .   | 1,150                              |                           |                         | 1,150   |
|   | c Other professional fees (attach schedule) . . . . .                                       | 6,099                              | 4,879                     |                         | 1,220   |
|   | 17 Interest . . . . .   |                                    |                           |                         |   |
|   | 18 Taxes (attach schedule) (see instructions)   | 1,160                              |                           |                         | 1,160   |
|   | 19 Depreciation (attach schedule) and depletion . . .                                       |                                    |                           |                         |   |
|   | 20 Occupancy . . . . .  |                                    |                           |                         |   |
|   | 21 Travel, conferences, and meetings . . . . .  |                                    |                           |                         |   |
|   | 22 Printing and publications . . . . .  |                                    |                           |                         |   |
|   | 23 Other expenses (attach schedule) . . . . .   | 562                                |                           |                         | 562   |
|   | 24 <b>Total operating and administrative expenses.</b><br>Add lines 13 through 23 . . . . . | 13,731                             | 8,687                     |                         | 5,044   |
|   | 25 Contributions, gifts, grants paid . . . . .  | 56,000                             |                           |                         | 56,000  |
|   | 26 <b>Total expenses and disbursements.</b> Add lines 24 and 25                             | 69,731                             | 8,687                     |                         | 61,044  |
|   | 27 Subtract line 26 from line 12  |                                    |                           |                         |   |
|   | a <b>Excess of revenue over expenses and disbursements</b>                                  | 37,358                             |                           |                         |   |
|   | b <b>Net investment income</b> (if negative, enter -0-)                                     |                                    | 40,374                    |                         |   |
|   | c <b>Adjusted net income</b> (if negative, enter -0-)                                       |                                    |                           | 0                       |   |

| Part II Balance Sheets      |     | Attached schedules and amounts in the description column should be for end-of-year amounts only (See instructions )                            | Beginning of year | End of year   |                       |
|-----------------------------|-----|--|-------------------|---|-----------------------|
|                             |     |  | (a) Book Value    | (b) Book Value  | (c) Fair Market Value |
| Assets                      | 1   | Cash—non-interest-bearing . . . . .  | 27,275            | 44,936  | 44,936                |
|                             | 2   | Savings and temporary cash investments . . . . .   |                   |   |                       |
|                             | 3   | Accounts receivable ▶ _____<br>Less allowance for doubtful accounts ▶ _____  |                   |   |                       |
|                             | 4   | Pledges receivable ▶ _____<br>Less allowance for doubtful accounts ▶ _____   |                   |   |                       |
|                             | 5   | Grants receivable . . . . .  |                   |   |                       |
|                             | 6   | Receivables due from officers, directors, trustees, and other disqualified persons (attach schedule) (see instructions) . . . . .              |                   |   |                       |
|                             | 7   | Other notes and loans receivable (attach schedule) ▶ _____<br>Less allowance for doubtful accounts ▶ _____                                     |                   |   |                       |
|                             | 8   | Inventories for sale or use . . . . .  |                   |   |                       |
|                             | 9   | Prepaid expenses and deferred charges . . . . .  |                   |   |                       |
|                             | 10a | Investments—U S and state government obligations (attach schedule)   |                   |   |                       |
|                             | b   | Investments—corporate stock (attach schedule) . . . . .  | 537,976           |  604,615 | 1,430,936             |
|                             | c   | Investments—corporate bonds (attach schedule). . . . .   | 146,932           |  101,209 | 99,479                |
|                             | 11  | Investments—land, buildings, and equipment basis ▶ _____<br>Less accumulated depreciation (attach schedule) ▶ _____                            |                   |   |                       |
|                             | 12  | Investments—mortgage loans . . . . .   |                   |   |                       |
|                             | 13  | Investments—other (attach schedule) . . . . .  | 24,875            |  24,875  | 25,585                |
|                             | 14  | Land, buildings, and equipment basis ▶ _____<br>Less accumulated depreciation (attach schedule) ▶ _____  |                   |   |                       |
|                             | 15  | Other assets (describe ▶ _____)  |                   |   |                       |
|                             | 16  | <b>Total assets</b> (to be completed by all filers—see the instructions Also, see page 1, item I)  | 737,058           | 775,635   | 1,600,936             |
| Liabilities                 | 17  | Accounts payable and accrued expenses . . . . .  |                   |   |                       |
|                             | 18  | Grants payable . . . . .   |                   |   |                       |
|                             | 19  | Deferred revenue . . . . .   |                   |   |                       |
|                             | 20  | Loans from officers, directors, trustees, and other disqualified persons   |                   |   |                       |
|                             | 21  | Mortgages and other notes payable (attach schedule) . . . . .  |                   |   |                       |
|                             | 22  | Other liabilities (describe ▶ _____)   |                   |   |                       |
|                             | 23  | <b>Total liabilities</b> (add lines 17 through 22) . . . . .   | 0                 | 0   |                       |
| Net Assets or Fund Balances |     | <b>Foundations that follow SFAS 117, check here ▶ <input type="checkbox"/></b><br><b>and complete lines 24 through 26 and lines 30 and 31.</b> |                   |   |                       |
|                             | 24  | Unrestricted . . . . .   |                   |   |                       |
|                             | 25  | Temporarily restricted . . . . .   |                   |   |                       |
|                             | 26  | Permanently restricted . . . . .   |                   |   |                       |
|                             |     | <b>Foundations that do not follow SFAS 117, check here ▶ <input checked="" type="checkbox"/></b><br><b>and complete lines 27 through 31.</b>   |                   |   |                       |
|                             | 27  | Capital stock, trust principal, or current funds . . . . .   | 737,058           | 775,635   |                       |
|                             | 28  | Paid-in or capital surplus, or land, bldg , and equipment fund   |                   |   |                       |
|                             | 29  | Retained earnings, accumulated income, endowment, or other funds   |                   |   |                       |
|                             | 30  | <b>Total net assets or fund balances</b> (see page 17 of the instructions) . . . . .   | 737,058           | 775,635   |                       |
|                             | 31  | <b>Total liabilities and net assets/fund balances</b> (see page 17 of the instructions) . . . . .  | 737,058           | 775,635   |                       |

Part III Analysis of Changes in Net Assets or Fund Balances

|   |  |   |         |
|---|--|---|---------|
| 1 | Total net assets or fund balances at beginning of year—Part II, column (a), line 30 (must agree with end-of-year figure reported on prior year’s return) . . . . . | 1 | 737,058 |
| 2 | Enter amount from Part I, line 27a . . . . .   | 2 | 37,358  |
| 3 | Other increases not included in line 2 (itemize) ▶ _____                      | 3 | 1,219   |
| 4 | Add lines 1, 2, and 3 . . . . .  | 4 | 775,635 |
| 5 | Decreases not included in line 2 (itemize) ▶ _____   | 5 |         |
| 6 | Total net assets or fund balances at end of year (line 4 minus line 5)—Part II, column (b), line 30 .  | 6 | 775,635 |

Part IV

Capital Gains and Losses for Tax on Investment Income

|   |                             |  |                                      |                                  |
|---|-----------------------------|--|--------------------------------------|----------------------------------|
| (a) List and describe the kind(s) of property sold (e g , real estate, 2-story brick warehouse, or common stock, 200 shs MLC Co ) |                             | (b) How acquired<br>P—Purchase<br>D—Donation | (c) Date acquired<br>(mo , day, yr ) | (d) Date sold<br>(mo , day, yr ) |
| 1 a   | 1200 sh Teva Pharmaceutical | P  | 2012-01-01                           | 2013-02-04                       |
| b   | 1000 sh Cisco Systems Inc   | P  | 2012-01-01                           | 2013-12-10                       |
| c   |                             |  |                                      |                                  |
| d   |                             |  |                                      |                                  |
| e   |                             |  |                                      |                                  |

|                       |  |   |  |
|-----------------------|--|---|--|
| (e) Gross sales price | (f) Depreciation allowed<br>(or allowable) | (g) Cost or other basis<br>plus expense of sale | (h) Gain or (loss)<br>(e) plus (f) minus (g) |
| a 44,866              |  | 38,276  | 6,590  |
| b 20,900              |  | 19,265  | 1,635  |
| c                     |  |   |  |
| d                     |  |   |  |
| e                     |  |   |  |

|   |                                      |   |  |
|---|--------------------------------------|---|--|
| Complete only for assets showing gain in column (h) and owned by the foundation on 12/31/69 |                                      |   | (I) Gains (Col (h) gain minus<br>col (k), but not less than -0-) or<br>Losses (from col (h)) |
| (i) F M V as of 12/31/69  | (j) Adjusted basis<br>as of 12/31/69 | (k) Excess of col (i)<br>over col (j), if any |  |
| a   |                                      |   | 6,590  |
| b   |                                      |   | 1,635  |
| c   |                                      |   |  |
| d   |                                      |   |  |
| e   |                                      |   |  |

|   |  |   |   |       |
|---|--|---|---|-------|
| 2 | Capital gain net income or (net capital loss)  | If gain, also enter in Part I, line 7<br>If (loss), enter -0- in Part I, line 7 | 2 | 8,225 |
| 3 | Net short-term capital gain or (loss) as defined in sections 1222(5) and (6)<br><br>If gain, also enter in Part I, line 8, column (c) (see instructions) If (loss), enter -0-<br>in Part I, line 8 |   | 3 |       |

Part V

Qualification Under Section 4940(e) for Reduced Tax on Net Investment Income

(For optional use by domestic private foundations subject to the section 4940(a) tax on net investment income )

If section 4940(d)(2) applies, leave this part blank

Was the foundation liable for the section 4942 tax on the distributable amount of any year in the base period? ☐ Yes ☒ No  
If "Yes," the foundation does not qualify under section 4940(e) Do not complete this part

|  |  |  |   |
|--|--|--|---|
| 1 Enter the appropriate amount in each column for each year, see page 18 of the instructions before making any entries |  |  |   |
| (a)<br>Base period years Calendar<br>year (or tax year beginning in)   | (b)<br>Adjusted qualifying distributions | (c)<br>Net value of noncharitable-use assets | (d)<br>Distribution ratio<br>(col (b) divided by col (c)) |
| 2012   | 58,213                                   | 1,216,743                                    | 0 047843  |
| 2011   | 56,670                                   | 1,105,002                                    | 0 051285  |
| 2010   | 55,875                                   | 1,044,495                                    | 0 053495  |
| 2009   | 55,634                                   | 944,751                                      | 0 058887  |
| 2008   | 46,572                                   | 982,159                                      | 0 047418  |

|   |  |   |           |
|---|--|---|-----------|
| 2 | Total of line 1, column (d).   | 2 | 0 258928  |
| 3 | Average distribution ratio for the 5-year base period—divide the total on line 2 by 5, or by<br>the number of years the foundation has been in existence if less than 5 years  | 3 | 0 051786  |
| 4 | Enter the net value of noncharitable-use assets for 2013 from Part X, line 5.  | 4 | 1,421,371 |
| 5 | Multiply line 4 by line 3.   | 5 | 73,607    |
| 6 | Enter 1% of net investment income (1% of Part I, line 27b).  | 6 | 404       |
| 7 | Add lines 5 and 6.   | 7 | 74,011    |
| 8 | Enter qualifying distributions from Part XII, line 4.<br><br>If line 8 is equal to or greater than line 7, check the box in Part VI, line 1b, and complete that part using a 1% tax rate See<br>the Part VI instructions | 8 | 61,044    |

| Part VI Excise Tax Based on Investment Income (Section 4940(a), 4940(b), 4940(e), or 4948—see page 18 of the instructions)                                  |    |     |     |
|---|----|-----|-----|
| 1a Exempt operating foundations described in section 4940(d)(2), check here <input type="checkbox"/> and enter "N/A" on line 1                              |    | 1   | 807 |
| Date of ruling or determination letter _____ (attach copy of letter if necessary—see instructions)  |    |     |     |
| b Domestic foundations that meet the section 4940(e) requirements in Part V, check here <input type="checkbox"/> and enter 1% of Part I, line 27b . . . . . |    |     |     |
| c All other domestic foundations enter 2% of line 27b Exempt foreign organizations enter 4% of Part I, line 12, col (b)                                     |    |     |     |
| 2 Tax under section 511 (domestic section 4947(a)(1) trusts and taxable foundations only Others enter -0-)  |    | 2   | 0   |
| 3 Add lines 1 and 2. . . . .  |    | 3   | 807 |
| 4 Subtitle A (income) tax (domestic section 4947(a)(1) trusts and taxable foundations only Others enter -0-)  |    | 4   | 0   |
| 5 Tax based on investment income. Subtract line 4 from line 3 If zero or less, enter -0- . . . . .  |    | 5   | 807 |
| 6 Credits/Payments  |    |     |     |
| a 2013 estimated tax payments and 2012 overpayment credited to 2013   | 6a | 950 |     |
| b Exempt foreign organizations—tax withheld at source . . . . .   | 6b |     |     |
| c Tax paid with application for extension of time to file (Form 8868)   | 6c |     |     |
| d Backup withholding erroneously withheld . . . . .   | 6d |     |     |
| 7 Total credits and payments Add lines 6a through 6d. . . . .   |    | 7   | 950 |
| 8 Enter any penalty for underpayment of estimated tax Check here <input type="checkbox"/> if Form 2220 is attached  |    | 8   |     |
| 9 Tax due. If the total of lines 5 and 8 is more than line 7, enter amount owed . . . . .   |    | 9   |     |
| 10 Overpayment. If line 7 is more than the total of lines 5 and 8, enter the amount overpaid. . . . .   |    | 10  | 143 |
| 11 Enter the amount of line 10 to be Credited to 2014 estimated tax 143 Refunded  |    | 11  |     |

| Part VII-A Statements Regarding Activities  |  |    |     |
|---|--|----|-----|
| 1a During the tax year, did the foundation attempt to influence any national, state, or local legislation or did it participate or intervene in any political campaign? . . . . .   |  | 1a | No  |
| b Did it spend more than \$100 during the year (either directly or indirectly) for political purposes (see page 19 of the instructions for definition)? . . . . .   |  | 1b | No  |
| If the answer is "Yes" to 1a or 1b, attach a detailed description of the activities and copies of any materials published or distributed by the foundation in connection with the activities.   |  |    |     |
| c Did the foundation file Form 1120-POL for this year?. . . . .   |  | 1c | No  |
| d Enter the amount (if any) of tax on political expenditures (section 4955) imposed during the year (1) On the foundation \$ (2) On foundation managers \$  |  |    |     |
| e Enter the reimbursement (if any) paid by the foundation during the year for political expenditure tax imposed on foundation managers \$   |  |    |     |
| 2 Has the foundation engaged in any activities that have not previously been reported to the IRS? . . . . .   |  | 2  | No  |
| If "Yes," attach a detailed description of the activities.  |  |    |     |
| 3 Has the foundation made any changes, not previously reported to the IRS, in its governing instrument, articles of incorporation, or bylaws, or other similar instruments? If "Yes," attach a conformed copy of the changes . . . . .  |  | 3  | No  |
| 4a Did the foundation have unrelated business gross income of \$1,000 or more during the year?. . . . .   |  | 4a | No  |
| b If "Yes," has it filed a tax return on Form 990-T for this year?. . . . .   |  | 4b |     |
| 5 Was there a liquidation, termination, dissolution, or substantial contraction during the year? . . . . .  |  | 5  | No  |
| If "Yes," attach the statement required by General Instruction T.   |  |    |     |
| 6 Are the requirements of section 508(e) (relating to sections 4941 through 4945) satisfied either <ul style="list-style-type: none"><li>By language in the governing instrument, or</li><li>By state legislation that effectively amends the governing instrument so that no mandatory directions that conflict with the state law remain in the governing instrument? . . . . .</li></ul> |  | 6  | Yes |
| 7 Did the foundation have at least \$5,000 in assets at any time during the year? If "Yes," complete Part II, col. (c), and Part XV.  |  | 7  | Yes |
| 8a Enter the states to which the foundation reports or with which it is registered (see instructions)<br>NJ   |  |    |     |
| b If the answer is "Yes" to line 7, has the foundation furnished a copy of Form 990-PF to the Attorney General (or designate) of each state as required by General Instruction G? If "No," attach explanation .   |  | 8b | Yes |
| 9 Is the foundation claiming status as a private operating foundation within the meaning of section 4942(j)(3) or 4942(j)(5) for calendar year 2013 or the taxable year beginning in 2013 (see instructions for Part XIV)? If "Yes," complete Part XIV . . . . .  |  | 9  | No  |
| 10 Did any persons become substantial contributors during the tax year? If "Yes," attach a schedule listing their names and addresses.  |  | 10 | No  |

Part VII-A

Statements Regarding Activities *(continued)*

|   |   |    |     |    |
|---|---|----|-----|----|
| 11  | At any time during the year, did the foundation, directly or indirectly, own a controlled entity within the meaning of section 512(b)(13)? If "Yes," attach schedule (see instructions).  | 11 |     | No |
| 12  | Did the foundation make a distribution to a donor advised fund over which the foundation or a disqualified person had advisory privileges? If "Yes," attach statement (see instructions)  | 12 |     | No |
| 13  | Did the foundation comply with the public inspection requirements for its annual returns and exemption application?   | 13 | Yes |    |
| Website address   |   |    |     |    |
| 14  | The books are in care of Phelan Frantz Peek LLC Telephone no (908) 232-2244<br>Located at 210 Orchard Street PO Box 2038 Westfield NJ ZIP +4 07091  |    |     |    |
| 15  | Section 4947(a)(1) nonexempt charitable trusts filing Form 990-PF in lieu of Form 1041 —Check here and enter the amount of tax-exempt interest received or accrued during the year.       | 15 |     |    |
| 16  | At any time during calendar year 2013, did the foundation have an interest in or a signature or other authority over a bank, securities, or other financial account in a foreign country? | 16 | Yes | No |
| See instructions for exceptions and filing requirements for Form TD F 90-22.1 If "Yes", enter the name of the foreign country |   |    |     |    |

Part VII-B

Statements Regarding Activities for Which Form 4720 May Be Required

|   |   |    |     |    |
|---|---|----|-----|----|
| File Form 4720 if any item is checked in the "Yes" column, unless an exception applies. |   |    | Yes | No |
| 1a  | During the year did the foundation (either directly or indirectly)<br>(1) Engage in the sale or exchange, or leasing of property with a disqualified person?<br>(2) Borrow money from, lend money to, or otherwise extend credit to (or accept it from) a disqualified person?<br>(3) Furnish goods, services, or facilities to (or accept them from) a disqualified person?<br>(4) Pay compensation to, or pay or reimburse the expenses of, a disqualified person?<br>(5) Transfer any income or assets to a disqualified person (or make any of either available for the benefit or use of a disqualified person)?<br>(6) Agree to pay money or property to a government official? (Exception. Check "No" if the foundation agreed to make a grant to or to employ the official for a period after termination of government service, if terminating within 90 days ). |    |     |    |
| b   | If any answer is "Yes" to 1a(1)–(6), did any of the acts fail to qualify under the exceptions described in Regulations section 53.4941(d)-3 or in a current notice regarding disaster assistance (see page 20 of the instructions)? Organizations relying on a current notice regarding disaster assistance check here.   | 1b |     |    |
| c   | Did the foundation engage in a prior year in any of the acts described in 1a, other than excepted acts, that were not corrected before the first day of the tax year beginning in 2013?   | 1c |     | No |
| 2   | Taxes on failure to distribute income (section 4942) (does not apply for years the foundation was a private operating foundation defined in section 4942(j)(3) or 4942(j)(5))   |    |     |    |
| a   | At the end of tax year 2013, did the foundation have any undistributed income (lines 6d and 6e, Part XIII) for tax year(s) beginning before 2013? If "Yes," list the years 20 , 20 , 20 , 20  |    |     |    |
| b   | Are there any years listed in 2a for which the foundation is not applying the provisions of section 4942(a)(2) (relating to incorrect valuation of assets) to the year's undistributed income? (If applying section 4942(a)(2) to all years listed, answer "No" and attach statement—see instructions ).  | 2b |     | No |
| c   | If the provisions of section 4942(a)(2) are being applied to any of the years listed in 2a, list the years here 20 , 20 , 20 , 20   |    |     |    |
| 3a  | Did the foundation hold more than a 2% direct or indirect interest in any business enterprise at any time during the year?  |    |     |    |
| b   | If "Yes," did it have excess business holdings in 2013 as a result of (1) any purchase by the foundation or disqualified persons after May 26, 1969, (2) the lapse of the 5-year period (or longer period approved by the Commissioner under section 4943(c)(7)) to dispose of holdings acquired by gift or bequest, or (3) the lapse of the 10-, 15-, or 20-year first phase holding period? (Use Schedule C, Form 4720, to determine if the foundation had excess business holdings in 2013.).  | 3b |     |    |
| 4a  | Did the foundation invest during the year any amount in a manner that would jeopardize its charitable purposes?   | 4a |     | No |
| b   | Did the foundation make any investment in a prior year (but after December 31, 1969) that could jeopardize its charitable purpose that had not been removed from jeopardy before the first day of the tax year beginning in 2013?   | 4b |     | No |

Part VII-B

Statements Regarding Activities for Which Form 4720 May Be Required (continued)

|    |  |   |  |    |
|----|--|---|--|----|
| 5a | During the year did the foundation pay or incur any amount to  |   |  |    |
|    | (1) Carry on propaganda, or otherwise attempt to influence legislation (section 4945(e))?  | <input type="checkbox"/> Yes <input checked="" type="checkbox"/> No |  |    |
|    | (2) Influence the outcome of any specific public election (see section 4955), or to carry on, directly or indirectly, any voter registration drive?  | <input type="checkbox"/> Yes <input checked="" type="checkbox"/> No |  |    |
|    | (3) Provide a grant to an individual for travel, study, or other similar purposes?   | <input type="checkbox"/> Yes <input checked="" type="checkbox"/> No |  |    |
|    | (4) Provide a grant to an organization other than a charitable, etc , organization described in section 509(a)(1 ), (2), or (3), or section 4940(d)(2)? (see instructions).  | <input type="checkbox"/> Yes <input checked="" type="checkbox"/> No |  |    |
|    | (5) Provide for any purpose other than religious, charitable, scientific, literary, or educational purposes, or for the prevention of cruelty to children or animals?  | <input type="checkbox"/> Yes <input checked="" type="checkbox"/> No |  |    |
| b  | If any answer is "Yes" to 5a(1)–(5), did <b>any</b> of the transactions fail to qualify under the exceptions described in Regulations section 53.4945 or in a current notice regarding disaster assistance (see instructions)? | 5b  |  |    |
|    | Organizations relying on a current notice regarding disaster assistance check here.  | <input checked="" type="checkbox"/>                                 |  |    |
| c  | If the answer is "Yes" to question 5a(4), does the foundation claim exemption from the tax because it maintained expenditure responsibility for the grant?   | <input type="checkbox"/> Yes <input type="checkbox"/> No            |  |    |
|    | If "Yes," attach the statement required by Regulations section 53.4945–5(d).   |   |  |    |
| 6a | Did the foundation, during the year, receive any funds, directly or indirectly, to pay premiums on a personal benefit contract?  | <input type="checkbox"/> Yes <input checked="" type="checkbox"/> No |  |    |
| b  | Did the foundation, during the year, pay premiums, directly or indirectly, on a personal benefit contract?   | 6b  |  | No |
|    | If "Yes" to 6b, file Form 8870.  |   |  |    |
| 7a | At any time during the tax year, was the foundation a party to a prohibited tax shelter transaction?   | <input type="checkbox"/> Yes <input checked="" type="checkbox"/> No |  |    |
| b  | If yes, did the foundation receive any proceeds or have any net income attributable to the transaction?  | 7b  |  |    |

Part VIII

Information About Officers, Directors, Trustees, Foundation Managers, Highly Paid Employees, and Contractors

|  |   |   |   |                                       |
|--|---|---|---|---------------------------------------|
| 1 List all officers, directors, trustees, foundation managers and their compensation (see instructions).                     |   |   |   |                                       |
| (a) Name and address   | (b) Title, and average hours per week devoted to position | (c) Compensation (If not paid, enter -0-) | (d) Contributions to employee benefit plans and deferred compensation | (e) Expense account, other allowances |
| See Additional Data Table  |   |   |   |                                       |
|  |   |   |   |                                       |
|  |   |   |   |                                       |
|  |   |   |   |                                       |
|  |   |   |   |                                       |
|  |   |   |   |                                       |
|  |   |   |   |                                       |
| 2 Compensation of five highest-paid employees (other than those included on line 1—see instructions). If none, enter "NONE." |   |   |   |                                       |
| (a) Name and address of each employee paid more than \$50,000  | (b) Title, and average hours per week devoted to position | (c) Compensation                          | (d) Contributions to employee benefit plans and deferred compensation | (e) Expense account, other allowances |
| NONE   |   |   |   |                                       |
|  |   |   |   |                                       |
|  |   |   |   |                                       |
|  |   |   |   |                                       |
|  |   |   |   |                                       |
|  |   |   |   |                                       |
|  |   |   |   |                                       |
|  |   |   |   |                                       |
|  |   |   |   |                                       |
| Total number of other employees paid over \$50,000.  |   |   |   | 0                                     |

Part VIII

Information About Officers, Directors, Trustees, Foundation Managers, Highly Paid Employees, and Contractors (continued)

3 Five highest-paid independent contractors for professional services (see instructions). If none, enter "NONE".

| (a) Name and address of each person paid more than \$50,000                       | (b) Type of service | (c) Compensation |
|---|---------------------|------------------|
| NONE  |                     |                  |
|   |                     |                  |
|   |                     |                  |
|   |                     |                  |
|   |                     |                  |
|   |                     |                  |
|   |                     |                  |
|   |                     |                  |
|   |                     |                  |
| Total number of others receiving over \$50,000 for professional services. . . . . |                     |                  |

Part IX-A

Summary of Direct Charitable Activities

| List the foundation's four largest direct charitable activities during the tax year. Include relevant statistical information such as the number of organizations and other beneficiaries served, conferences convened, research papers produced, etc | Expenses |
|---|----------|
| 1   |          |
| 2   |          |
| 3   |          |
| 4   |          |

Part IX-B

Summary of Program-Related Investments (see instructions)

| Describe the two largest program-related investments made by the foundation during the tax year on lines 1 and 2 | Amount |
|--|--------|
| 1  |        |
|  |        |
|  |        |
| 2  |        |
|  |        |
|  |        |
| All other program-related investments. See page 24 of the instructions   |        |
| 3  |        |
|  |        |
|  |        |
| Total. Add lines 1 through 3 . . . . .   |        |



Part X

Minimum Investment Return (All domestic foundations must complete this part. Foreign foundations, see instructions.)

|   |  |    |           |
|---|--|----|-----------|
| 1 | Fair market value of assets not used (or held for use) directly in carrying out charitable, etc , purposes         |    |           |
| a | Average monthly fair market value of securities. . . . .   | 1a | 1,406,910 |
| b | Average of monthly cash balances. . . . .  | 1b | 36,106    |
| c | Fair market value of all other assets (see instructions). . . . .  | 1c | 0         |
| d | Total (add lines 1a, b, and c). . . . .  | 1d | 1,443,016 |
| e | Reduction claimed for blockage or other factors reported on lines 1a and 1c (attach detailed explanation). . . . . | 1e |           |
| 2 | Acquisition indebtedness applicable to line 1 assets. . . . .  | 2  | 0         |
| 3 | Subtract line 2 from line 1d. . . . .  | 3  | 1,443,016 |
| 4 | Cash deemed held for charitable activities Enter 1 1/2% of line 3 (for greater amount, see instructions). . . . .  | 4  | 21,645    |
| 5 | Net value of noncharitable-use assets. Subtract line 4 from line 3 Enter here and on Part V, line 4                | 5  | 1,421,371 |
| 6 | Minimum investment return. Enter 5% of line 5. . . . .   | 6  | 71,069    |

Part XI

Distributable Amount (see instructions) (Section 4942(j)(3) and (j)(5) private operating foundations and certain foreign organizations check here ☐ and do not complete this part.)

|    |   |    |        |
|----|---|----|--------|
| 1  | Minimum investment return from Part X, line 6. . . . .  | 1  | 71,069 |
| 2a | Tax on investment income for 2013 from Part VI, line 5. . . . .   | 2a | 807    |
| b  | Income tax for 2013 (This does not include the tax from Part VI ). . . . .                                | 2b |        |
| c  | Add lines 2a and 2b. . . . .  | 2c | 807    |
| 3  | Distributable amount before adjustments Subtract line 2c from line 1. . . . .                             | 3  | 70,262 |
| 4  | Recoveries of amounts treated as qualifying distributions. . . . .  | 4  |        |
| 5  | Add lines 3 and 4. . . . .  | 5  | 70,262 |
| 6  | Deduction from distributable amount (see instructions). . . . .   | 6  |        |
| 7  | Distributable amount as adjusted Subtract line 6 from line 5 Enter here and on Part XIII, line 1. . . . . | 7  | 70,262 |

Part XII

Qualifying Distributions (see instructions)

|  |  |    |        |
|--|--|----|--------|
| 1  | Amounts paid (including administrative expenses) to accomplish charitable, etc , purposes  |    |        |
| a  | Expenses, contributions, gifts, etc —total from Part I, column (d), line 26. . . . .   | 1a | 61,044 |
| b  | Program-related investments—total from Part IX-B. . . . .  | 1b |        |
| 2  | Amounts paid to acquire assets used (or held for use) directly in carrying out charitable, etc , purposes. . . . .   | 2  |        |
| 3  | Amounts set aside for specific charitable projects that satisfy the  |    |        |
| a  | Suitability test (prior IRS approval required). . . . .  | 3a |        |
| b  | Cash distribution test (attach the required schedule). . . . .   | 3b |        |
| 4  | Qualifying distributions. Add lines 1a through 3b Enter here and on Part V, line 8, and Part XIII, line 4  | 4  | 61,044 |
| 5  | Foundations that qualify under section 4940(e) for the reduced rate of tax on net investment income Enter 1% of Part I, line 27b (see instructions). . . . . | 5  |        |
| 6  | Adjusted qualifying distributions. Subtract line 5 from line 4. . . . .  | 6  | 61,044 |
| Note: The amount on line 6 will be used in Part V, column (b), in subsequent years when calculating whether the foundation qualifies for the section 4940(e) reduction of tax in those years |  |    |        |

Part XIII

Undistributed Income (see instructions)

|   | (a)<br>Corpus | (b)<br>Years prior to 2012 | (c)<br>2012 | (d)<br>2013 |
|---|---------------|----------------------------|-------------|-------------|
| 1 Distributable amount for 2013 from Part XI, line 7  |               |                            |             | 70,262      |
| 2 Undistributed income, if any, as of the end of 2013   |               |                            |             |             |
| a Enter amount for 2012 only. . . . .   |               |                            | 33,880      |             |
| b Total for prior years 20____, 20____, 20____  |               |                            |             |             |
| 3 Excess distributions carryover, if any, to 2013   |               |                            |             |             |
| a From 2008. . . . .  |               |                            |             |             |
| b From 2009. . . . .  |               |                            |             |             |
| c From 2010. . . . .  |               |                            |             |             |
| d From 2011. . . . .  |               |                            |             |             |
| e From 2012. . . . .  |               |                            |             |             |
| f Total of lines 3a through e. . . . .  |               |                            |             |             |
| 4 Qualifying distributions for 2013 from Part XII, line 4 ▶ \$ 61,044   |               |                            |             |             |
| a Applied to 2012, but not more than line 2a  |               |                            | 33,880      |             |
| b Applied to undistributed income of prior years (Election required—see instructions). . . . .  |               |                            |             |             |
| c Treated as distributions out of corpus (Election required—see instructions). . . . .  |               |                            |             |             |
| d Applied to 2013 distributable amount. . . . .   |               |                            |             | 27,164      |
| e Remaining amount distributed out of corpus  |               |                            |             |             |
| 5 Excess distributions carryover applied to 2013<br>(If an amount appears in column (d), the same amount must be shown in column (a).)  |               |                            |             |             |
| 6 Enter the net total of each column as indicated below:  |               |                            |             |             |
| a Corpus Add lines 3f, 4c, and 4e Subtract line 5   |               |                            |             |             |
| b Prior years' undistributed income Subtract line 4b from line 2b. . . . .  |               |                            |             |             |
| c Enter the amount of prior years' undistributed income for which a notice of deficiency has been issued, or on which the section 4942(a) tax has been previously assessed. . . . . |               |                            |             |             |
| d Subtract line 6c from line 6b Taxable amount—see instructions . . . . .   |               |                            |             |             |
| e Undistributed income for 2012 Subtract line 4a from line 2a Taxable amount—see instructions . . . . .   |               |                            |             |             |
| f Undistributed income for 2013 Subtract lines 4d and 5 from line 1 This amount must be distributed in 2014 . . . . .   |               |                            |             | 43,098      |
| 7 Amounts treated as distributions out of corpus to satisfy requirements imposed by section 170(b)(1)(F) or 4942(g)(3) (see instructions). . . . .                                  |               |                            |             |             |
| 8 Excess distributions carryover from 2008 not applied on line 5 or line 7 (see instructions). . . .  |               |                            |             |             |
| 9 Excess distributions carryover to 2014.<br>Subtract lines 7 and 8 from line 6a . . . . .  |               |                            |             |             |
| 10 Analysis of line 9   |               |                            |             |             |
| a Excess from 2009. . . .   |               |                            |             |             |
| b Excess from 2010. . . .   |               |                            |             |             |
| c Excess from 2011. . . .   |               |                            |             |             |
| d Excess from 2012. . . .   |               |                            |             |             |
| e Excess from 2013. . . .   |               |                            |             |             |

Part XIVPrivate Operating Foundations (see instructions and Part VII-A, question 9)

1a

If the foundation has received a ruling or determination letter that it is a private operating foundation, and the ruling is effective for 2013, enter the date of the ruling. . . . .

b

Check box to indicate whether the organization is a private operating foundation described in section 4942(j)(3) or 4942(j)(5)

☐ 4942(j)(3) or ☐ 4942(j)(5)

2a

Enter the lesser of the adjusted net income from Part I or the minimum investment return from Part X for each year listed . . . . .

| Tax year   | Prior 3 years |          |          |  | (e) Total |
|--|---------------|----------|----------|--|-----------|
| (a) 2013   | (b) 2012      | (c) 2011 | (d) 2010 |  |           |
|  |               |          |          |  |           |
| b 85% of line 2a . . . . .   |               |          |          |  |           |
| c Qualifying distributions from Part XII, line 4 for each year listed . . . . .  |               |          |          |  |           |
| d Amounts included in line 2c not used directly for active conduct of exempt activities . . . . .  |               |          |          |  |           |
| e Qualifying distributions made directly for active conduct of exempt activities. Subtract line 2d from line 2c . . . . .                                  |               |          |          |  |           |
| 3 Complete 3a, b, or c for the alternative test relied upon  |               |          |          |  |           |
| a "Assets" alternative test—enter  |               |          |          |  |           |
| (1) Value of all assets . . . . .  |               |          |          |  |           |
| (2) Value of assets qualifying under section 4942(j)(3)(B)(i)  |               |          |          |  |           |
| b "Endowment" alternative test— enter 2/3 of minimum investment return shown in Part X, line 6 for each year listed. . . . .                               |               |          |          |  |           |
| c "Support" alternative test—enter   |               |          |          |  |           |
| (1) Total support other than gross investment income (interest, dividends, rents, payments on securities loans (section 512(a)(5)), or royalties). . . . . |               |          |          |  |           |
| (2) Support from general public and 5 or more exempt organizations as provided in section 4942(j)(3)(B)(iii). . . . .                                      |               |          |          |  |           |
| (3) Largest amount of support from an exempt organization  |               |          |          |  |           |
| (4) Gross investment income  |               |          |          |  |           |

Part XVSupplementary Information (Complete this part only if the organization had \$5,000 or more in assets at any time during the year—see instructions.)

1

Information Regarding Foundation Managers:

a

List any managers of the foundation who have contributed more than 2% of the total contributions received by the foundation before the close of any tax year (but only if they have contributed more than \$5,000) (See section 507(d)(2) )

Ruth B Smith

b

List any managers of the foundation who own 10% or more of the stock of a corporation (or an equally large portion of the ownership of a partnership or other entity) of which the foundation has a 10% or greater interest

None

2

Information Regarding Contribution, Grant, Gift, Loan, Scholarship, etc., Programs:

Check here ☒ if the foundation only makes contributions to preselected charitable organizations and does not accept unsolicited requests for funds. If the foundation makes gifts, grants, etc. (see instructions) to individuals or organizations under other conditions, complete items 2a, b, c, and d

a

The name, address, and telephone number of the person to whom applications should be addressed

b

The form in which applications should be submitted and information and materials they should include

c

Any submission deadlines

d

Any restrictions or limitations on awards, such as by geographical areas, charitable fields, kinds of institutions, or other factors

Form 990-PF (2013)

Part XV

Supplementary Information (continued)

3 Grants and Contributions Paid During the Year or Approved for Future Payment

| Recipient   | If recipient is an individual, show any relationship to any foundation manager or substantial contributor | Foundation status of recipient | Purpose of grant or contribution | Amount |
|---|---|--------------------------------|----------------------------------|--------|
| Name and address (home or business)                 |   |                                |                                  |        |
| a Paid during the year<br>See Additional Data Table |   |                                |                                  |        |
| Total . . . . .                                     |   |                                | 3a                               | 56,000 |
| b Approved for future payment                       |   |                                |                                  |        |
| Total . . . . .                                     |   |                                | 3b                               | 0      |

Enter gross amounts unless otherwise indicated

## Part XVI-B Relationship of Activities to the Accomplishment of Exempt Purposes


Form **990-PF** (2013)



**Form 990PF Part VIII Line 1 - List all officers, directors, trustees, foundation managers and their compensation**


| <b>(a)</b> Name and address  | <b>(b)</b> Title, and average hours per week devoted to position | <b>(c)</b> Compensation<br><b>(If not paid, enter -0-)</b> | <b>(d)</b> Contributions to employee benefit plans and deferred compensation | <b>(e)</b> Expense account, other allowances |
|--|--|--|--|--|
| Ruth Smith<br>6106 Fellowship Road<br>Basking Ridge, NJ 07920      | President<br>5 00  | 0  | 0  | 0  |
| Edward Smith<br>662 Route 12A<br>Keene, NH 03431                   | Vice President and Treasurer<br>2 00                             | 0  | 0  | 0  |
| Marie Catherine Mayer<br>5008 Willow Pt Circle<br>Parker, TX 75002 | Vice President<br>2 00   | 0  | 0  | 0  |
| Rebecca Russo<br>662 Route 12A<br>Keene, NH 03431                  | Secretary<br>2 00  | 0  | 0  | 0  |
| Sandra Papajohn<br>577 Raymond Road<br>Candia, NH 03034            | Secretary<br>2 00  | 0  | 0  | 0  |
| Thomas C Phelan<br>210 Orchard Street<br>Westfield, NJ 07090       | Assistant Secretary<br>2 00                                      | 0  | 0  | 0  |

Form 990PF Part XV Line 3 - Grants and Contributions Paid During the Year or Approved for Future Payment

| Recipient  | If recipient is an individual, show any relationship to any foundation manager or substantial contributor | Foundation status of recipient | Purpose of grant or contribution | Amount |
|--|---|--------------------------------|----------------------------------|--------|
| Name and address (home or business)  |   |                                |                                  |        |
| <b>a</b> <i>Paid during the year</i>   |   |                                |                                  |        |
| Boca Raton Bible Chapel 3900 NW 3rd Avenue<br>Boca Raton,FL 33427  |   | PC                             | General operating expense        | 3,000  |
| Christian Workers Fellowship Inc 855 NW 4th Avenue<br>Boca Raton,FL 33427  |   | PC                             | General operating expense        | 1,000  |
| His Mansion Ministries PO Box 40<br>Hillsborough,NH 03244  |   | PC                             | General operating expense        | 7,000  |
| Joslin Diabetes Center 1 Joslin Place<br>Spofford,NH 03462   |   | PC                             | General operating expense        | 1,000  |
| Morristown Memorial Health Center<br>100 Madison Avenue<br>Morristown,NJ 07960   |   | PC                             | General operating expense        | 3,000  |
| Mountain Ridge Bible Chapel 763 Mountain Avenue<br>Berkeley Heights,NJ 07922   |   | PC                             | General operating expense        | 8,000  |
| Pine Bush Bible Camp PO Box 764<br>New Providence,NJ 07974   |   | PC                             | General operating expense        | 1,000  |
| Yonkers Gospel Mission PO Box 1491<br>Yonkers,NY 10701   |   | PC                             | General operating expense        | 1,000  |
| Care Net Preg Center of Moonadock<br>100 Washington Street<br>Keene,NH 03431   |   | PC                             | General operating expense        | 1,000  |
| Christian Missions in Many Lands<br>2751 18th Avenue<br>Wall,NJ 07719  |   | PC                             | General operating expense        | 8,000  |
| Camp Spofford 24 Route 9A<br>Spofford,NH 03462   |   | PC                             | General operating expense        | 3,000  |
| Pioneers 1023 William Carey Drive<br>Orlando,FL 32801  |   | PC                             | General operating expense        | 2,000  |
| Gospel for Asia 1800 Golden Trail Court<br>Carrolllton,TX 75010  |   | PC                             | General operating expense        | 2,000  |
| Truth for Life PO Box 398000<br>Solon,OH 44139   |   | PC                             | General operating expense        | 2,000  |
| Crossway Church 28 Arch Street<br>Keene,NH 03431   |   | PC                             | General operating expense        | 7,000  |
| <b>Total . . . . .</b>  <b>3a</b> |   |                                |                                  | 56,000 |



Form 990PF Part XV Line 3 - Grants and Contributions Paid During the Year or Approved for Future Payment

| Recipient  | If recipient is an individual, show any relationship to any foundation manager or substantial contributor | Foundation status of recipient | Purpose of grant or contribution | Amount |
|--|---|--------------------------------|----------------------------------|--------|
| Name and address (home or business)  |   |                                |                                  |        |
| <b>a</b> <i>Paid during the year</i>   |   |                                |                                  |        |
| Cornerstone Baptist Church 1819 Martin Luther King Blvd Dallas, TX 75315   |   | PC                             | General operating expense        | 2,000  |
| Prestonwood Baptist Church 6801 West Park Plano, TX 75093  |   | PC                             | General operating expense        | 2,000  |
| Challenge Ministries 14140 Abington Ave Detroit, MI 48227  |   | PC                             | General operating expense        | 2,000  |
| <b>Total</b> . . . . .  <b>3a</b> |   |                                |                                  | 56,000 |

Schedule B  
(Form 990, 990-EZ, or 990-PF)  
Department of the Treasury  
Internal Revenue Service

Schedule of Contributors  

▶ Attach to Form 990, 990-EZ, or 990-PF.  
▶ Information about Schedule B (Form 990, 990-EZ, or 990-PF) and its instructions is at [www.irs.gov/form990](http://www.irs.gov/form990).

OMB No 1545-0047  
  
2013

|   |  |
|---|--|
| Name of the organization<br>Edwin H & Ruth B Smith Foundation | Employer identification number<br>22-3619685 |
|---|--|

Organization type (check one)

|                    |   |
|--------------------|---|
| Filers of:         | Section:  |
| Form 990 or 990-EZ | <input type="checkbox"/> 501(c)( ) (enter number) organization  |
|                    | <input type="checkbox"/> 4947(a)(1) nonexempt charitable trust <b>not</b> treated as a private foundation |
|                    | <input type="checkbox"/> 527 political organization   |
| Form 990-PF        | <input checked="" type="checkbox"/> 501(c)(3) exempt private foundation                                   |
|                    | <input type="checkbox"/> 4947(a)(1) nonexempt charitable trust treated as a private foundation            |
|                    | <input type="checkbox"/> 501(c)(3) taxable private foundation   |

Check if your organization is covered by the **General Rule** or a **Special Rule**.  
**Note.** Only a section 501(c)(7), (8), or (10) organization can check boxes for both the General Rule and a Special Rule. See instructions.

General Rule

☒ For an organization filing Form 990, 990-EZ, or 990-PF that received, during the year, \$5,000 or more (in money or property) from any one contributor. Complete Parts I and II.

Special Rules

- ☐ For a section 501(c)(3) organization filing Form 990 or 990-EZ that met the 33<sup>1</sup>/<sub>3</sub>% support test of the regulations under sections 509(a)(1) and 170(b)(1)(A)(vi) and received from any one contributor, during the year, a contribution of the greater of **(1)** \$5,000 or **(2)** 2% of the amount on (i) Form 990, Part VIII, line 1h, or (ii) Form 990-EZ, line 1. Complete Parts I and II.
- ☐ For a section 501(c)(7), (8), or (10) organization filing Form 990 or 990-EZ that received from any one contributor, during the year, total contributions of more than \$1,000 for use *exclusively* for religious, charitable, scientific, literary, or educational purposes, or for the prevention of cruelty to children or animals. Complete Parts I, II, and III.
- ☐ For a section 501(c)(7), (8), or (10) organization filing Form 990 or 990-EZ that received from any one contributor, during the year, contributions for use *exclusively* for religious, charitable, etc., purposes, but these contributions did not total more than \$1,000. If this box is checked, enter here the total contributions that were received during the year for an *exclusively* religious, charitable, etc., purpose. Do not complete any of the parts unless the **General Rule** applies to this organization because it received *nonexclusively* religious, charitable, etc., contributions of \$5,000 or more during the year. . . . . ▶ \$ \_\_\_\_\_

**Caution.** An organization that is not covered by the General Rule and/or the Special Rules does not file Schedule B (Form 990, 990-EZ, or 990-PF), but it **must** answer “No” on Part IV, line 2, of its Form 990, or check the box on line H of its Form 990-EZ or on its Form 990PF, Part I, line 2, to certify that it does not meet the filing requirements of Schedule B (Form 990, 990-EZ, or 990-PF).

**Employer identification number**  
22-3619685

| (a)<br>No. | (b)<br>Name, address, and ZIP + 4                               | (c)<br>Total contributions | (d)<br>Type of contribution   |
|------------|---|----------------------------|---|
| 1          | Ruth B Smith<br>6106 Fellowship Road<br>Basking Ridge, NJ 07920 | \$ 58,028                  | Person <input type="checkbox"/><br>Payroll <input type="checkbox"/><br>Noncash <input checked="" type="checkbox"/><br>(Complete Part II for noncash contributions ) |
| (a)<br>No. | (b)<br>Name, address, and ZIP + 4                               | (c)<br>Total contributions | (d)<br>Type of contribution   |
|            |   | \$                         | Person <input type="checkbox"/><br>Payroll <input type="checkbox"/><br>Noncash <input type="checkbox"/><br>(Complete Part II for noncash contributions )            |
| (a)<br>No. | (b)<br>Name, address, and ZIP + 4                               | (c)<br>Total contributions | (d)<br>Type of contribution   |
|            |   | \$                         | Person <input type="checkbox"/><br>Payroll <input type="checkbox"/><br>Noncash <input type="checkbox"/><br>(Complete Part II for noncash contributions )            |
| (a)<br>No. | (b)<br>Name, address, and ZIP + 4                               | (c)<br>Total contributions | (d)<br>Type of contribution   |
|            |   | \$                         | Person <input type="checkbox"/><br>Payroll <input type="checkbox"/><br>Noncash <input type="checkbox"/><br>(Complete Part II for noncash contributions )            |
| (a)<br>No. | (b)<br>Name, address, and ZIP + 4                               | (c)<br>Total contributions | (d)<br>Type of contribution   |
|            |   | \$                         | Person <input type="checkbox"/><br>Payroll <input type="checkbox"/><br>Noncash <input type="checkbox"/><br>(Complete Part II for noncash contributions )            |
| (a)<br>No. | (b)<br>Name, address, and ZIP + 4                               | (c)<br>Total contributions | (d)<br>Type of contribution   |
|            |   | \$                         | Person <input type="checkbox"/><br>Payroll <input type="checkbox"/><br>Noncash <input type="checkbox"/><br>(Complete Part II for noncash contributions )            |
| (a)<br>No. | (b)<br>Name, address, and ZIP + 4                               | (c)<br>Total contributions | (d)<br>Type of contribution   |
|            |   | \$                         | Person <input type="checkbox"/><br>Payroll <input type="checkbox"/><br>Noncash <input type="checkbox"/><br>(Complete Part II for noncash contributions )            |



|  |   |
|--|---|
| <b>Name of organization</b><br>Edwin H & Ruth B Smith Foundation | <b>Employer identification number</b><br>22-3619685 |
|--|---|

Part III

**Exclusively** religious, charitable, etc., individual contributions to section 501(c)(7), (8), or (10) organizations that total more than \$1,000 for the year. Complete columns (a) through (e) and the following line entry

For organizations completing Part III, enter the total of *exclusively* religious, charitable, etc , contributions of **\$1,000 or less** for the year (Enter this information once See instructions ) ▶ \$

Use duplicate copies of Part III if additional space is needed

| (a) No.<br>from<br>Part I | (b) Purpose of gift                   | (c) Use of gift                     | (d) Description of how gift is held      |
|---------------------------|---------------------------------------|-------------------------------------|--|
| —                         | <div></div> <div></div> <div></div>   | <div></div> <div></div> <div></div> | <div></div> <div></div> <div></div>      |
|                           | (e) Transfer of gift                  |                                     |  |
|                           | Transferee's name, address, and ZIP 4 |                                     | Relationship of transferor to transferee |
| <div></div> <div></div>   |                                       | <div></div> <div></div> <div></div> |  |

| (a) No.<br>from<br>Part I | (b) Purpose of gift                   | (c) Use of gift                     | (d) Description of how gift is held      |
|---------------------------|---------------------------------------|-------------------------------------|--|
| —                         | <div></div> <div></div> <div></div>   | <div></div> <div></div> <div></div> | <div></div> <div></div> <div></div>      |
|                           | (e) Transfer of gift                  |                                     |  |
|                           | Transferee's name, address, and ZIP 4 |                                     | Relationship of transferor to transferee |
| <div></div> <div></div>   |                                       | <div></div> <div></div> <div></div> |  |

| (a) No.<br>from<br>Part I | (b) Purpose of gift                   | (c) Use of gift                     | (d) Description of how gift is held      |
|---------------------------|---------------------------------------|-------------------------------------|--|
| —                         | <div></div> <div></div> <div></div>   | <div></div> <div></div> <div></div> | <div></div> <div></div> <div></div>      |
|                           | (e) Transfer of gift                  |                                     |  |
|                           | Transferee's name, address, and ZIP 4 |                                     | Relationship of transferor to transferee |
| <div></div> <div></div>   |                                       | <div></div> <div></div> <div></div> |  |

| (a) No.<br>from<br>Part I | (b) Purpose of gift                   | (c) Use of gift                     | (d) Description of how gift is held      |
|---------------------------|---------------------------------------|-------------------------------------|--|
| —                         | <div></div> <div></div> <div></div>   | <div></div> <div></div> <div></div> | <div></div> <div></div> <div></div>      |
|                           | (e) Transfer of gift                  |                                     |  |
|                           | Transferee's name, address, and ZIP 4 |                                     | Relationship of transferor to transferee |
| <div></div> <div></div>   |                                       | <div></div> <div></div> <div></div> |  |

## TY 2013 Accounting Fees Schedule

**Name:** Edwin H & Ruth B Smith Foundation

**EIN:** 22-3619685

| Category        | Amount | Net Investment<br>Income | Adjusted Net<br>Income | Disbursements for<br>Charitable<br>Purposes |
|-----------------|--------|--------------------------|------------------------|---|
| Accounting fees | 1,150  | 0                        | 0                      | 1,150                                       |

**TY 2013 Investments Corporate  
Bonds Schedule**

**Name:** Edwin H & Ruth B Smith Foundation  
**EIN:** 22-3619685

| Name of Bond | End of Year Book Value | End of Year Fair Market Value |
|--------------|------------------------|-------------------------------|
| See attached | 101,209                | 99,479                        |

# TY 2013 Investments Corporate Stock Schedule

**Name:** Edwin H & Ruth B Smith Foundation

**EIN:** 22-3619685

| Name of Stock | End of Year Book Value | End of Year Fair Market Value |
|---------------|------------------------|-------------------------------|
| See attached  | 604,615                | 1,430,936                     |



**TY 2013 Investments - Other Schedule**

**Name:** Edwin H & Ruth B Smith Foundation

**EIN:** 22-3619685

| Category / Item | Listed at Cost or FMV | Book Value | End of Year Fair Market Value |
|-----------------|-----------------------|------------|-------------------------------|
| Bank CD         |                       | 24,875     | 25,585                        |

## TY 2013 Legal Fees Schedule

**Name:** Edwin H & Ruth B Smith Foundation

**EIN:** 22-3619685

| Category   | Amount | Net Investment<br>Income | Adjusted Net<br>Income | Disbursements for<br>Charitable<br>Purposes |
|------------|--------|--------------------------|------------------------|---|
| Legal fees | 4,760  | 3,808                    | 0                      | 952   |

## TY 2013 Other Expenses Schedule

**Name:** Edwin H & Ruth B Smith Foundation

**EIN:** 22-3619685

| Description              | Revenue and Expenses<br>per Books | Net Investment<br>Income | Adjusted Net Income | Disbursements for<br>Charitable Purposes |
|--------------------------|-----------------------------------|--------------------------|---------------------|--|
| Miscellaneous and sundry | 562                               | 0                        | 0                   | 562                                      |

TY 2013 Other Increases Schedule

**Name:** Edwin H & Ruth B Smith Foundation

**EIN:** 22-3619685

| Description      | Amount |
|------------------|--------|
| Accrued interest | 1,219  |

## TY 2013 Other Professional Fees Schedule

**Name:** Edwin H & Ruth B Smith Foundation

**EIN:** 22-3619685

| Category              | Amount | Net Investment<br>Income | Adjusted Net<br>Income | Disbursements for<br>Charitable<br>Purposes |
|-----------------------|--------|--------------------------|------------------------|---|
| Investment management | 6,099  | 4,879                    | 0                      | 1,220                                       |

**TY 2013 Taxes Schedule****Name:** Edwin H & Ruth B Smith Foundation**EIN:** 22-3619685

| Category                 | Amount | Net Investment<br>Income | Adjusted Net<br>Income | Disbursements for<br>Charitable<br>Purposes |
|--------------------------|--------|--------------------------|------------------------|---|
| 2012 taxes balance owing | 210    | 0                        | 0                      | 210   |
| 2012 taxes extension     | 950    | 0                        | 0                      | 950   |



## Investment Report

December 1, 2013 - December 31, 2013

Envelope 030003153

ID: G12057628

THOMAS C PHELAN  
ATTORNEY AT LAW  
PO BOX 2038  
210 ORCHARD ST  
WESTFIELD NJ 07091-2038

Online FAST(sm)-Automated Telephone Customer Service  
Fidelity.com  
800-544-5555  
800-544-6666

### Brokerage 379-140589 E H & R B SMITH FOUNDATION

#### Account Summary

Beginning value as of Dec 1 \$1,613,339.91  
Withdrawals -13,471.68  
Transaction costs, loads and fees -16.27  
Change in investment value 1,083.37  
Ending value as of Dec 31 \$1,600,935.33  
  
Accrued interest (AI) \$1,270.42  
Change in AI from last statement \$181.37

#### Income Summary

|           | This Period | Year to Date |
|-----------|-------------|--------------|
| Taxable   | \$6,576.64  | \$32,891.56  |
| Dividends | 263.71      | 7,944.63     |
| Interest  | \$6,840.35  | \$40,836.19  |
| Total     |             |              |

#### Realized Gain/Loss from Sales

|                | This Period | Year to Date |
|----------------|-------------|--------------|
| Long-term gain | \$1,635.20  | \$8,225.49   |

Your Advisor is an independent organization and is not affiliated with Fidelity Investments. Brokerage services provided by Fidelity Brokerage Services LLC, Member NYSE, SIPC  
800-544-6666. Brokerage Accounts carried with National Financial Services LLC, Member NYSE, SIPC

#### Holdings (Symbol) as of December 31, 2013

##### Stocks 89% of holdings

EATON CORP PLC COM (ETN )

EAI \$1,008.00, EY: 2.21%

BAXTER INTL INC (BAX )

EAI \$1,372.00, EY: 2.82%

|                           | Quantity          | Price per Unit    | Total Value      | Total Value       | Unrealized Gain (Loss) |
|---------------------------|-------------------|-------------------|------------------|-------------------|------------------------|
|                           | December 31, 2013 | December 31, 2013 | December 1, 2013 | December 31, 2013 | December 31, 2013      |
| EATON CORP PLC COM (ETN ) | 600.000           | \$76.120          | \$31,143.36      | \$43,596.00       | \$ 14,528.64           |
| BAXTER INTL INC (BAX )    | 700.000           | 69.550            | 46,879.05        | 48,685.00         | 1,805.95               |



## Investment Report

December 1, 2013 - December 31, 2013

### Brokerage 379-140589 E H & R B SMITH FOUNDATION

| Holdings (Symbol) as of December 31, 2013       | Quantity<br>December 31, 2013 | Price per Unit<br>December 31, 2013 | Total Cost Basis | Total Value<br>December 1, 2013 | Total Value<br>December 31, 2013 | Unrealized Gain (Loss)<br>December 31, 2013 |
|---|-------------------------------|-------------------------------------|------------------|---------------------------------|----------------------------------|---|
| CELGENE CORP (CELG)                             | 500.000                       | 168.968                             | 35,894.02        | 80,885.00                       | 84,484.00                        | 48,589.98                                   |
| COACH INC (COH)                                 | 600.000                       | 56.130                              | 32,835.00        | 34,740.00                       | 33,678.00                        | 843.00                                      |
| EAI: \$810.00, EY 2.41%                         |                               |                                     |                  |                                 |                                  |   |
| COCA COLA CO (KO)                               | 1,000.000                     | 41.310                              | 10,634.00c       | 40,190.00                       | 41,310.00                        | 30,676.00                                   |
| EAI: \$1,120.00, EY 2.71%                       |                               |                                     |                  |                                 |                                  |   |
| CONOCOPHILLIPS (COP)                            | 600.000                       | 70.650                              | 31,821.53        | 43,680.00                       | 42,390.00                        | 10,568.47                                   |
| EAI: \$1,656.00, EY 3.91%                       |                               |                                     |                  |                                 |                                  |   |
| DEVON ENERGY CORP NEW (DVN)                     | 400.000                       | 61.870                              | 34,379.51        | 24,248.00                       | 24,748.00                        | -9,631.51                                   |
| EAI: \$352.00, EY 1.42%                         |                               |                                     |                  |                                 |                                  |   |
| DUNKIN BRANDS GROUP INC COM USD0.001<br>(DNKN)  | 1,000.000                     | 48.200                              | 38,021.23        | 48,980.00                       | 48,200.00                        | 10,178.77                                   |
| EAI: \$760.00, EY 1.58%                         |                               |                                     |                  |                                 |                                  |   |
| E M C CORP MASS (EMC)                           | 1,200.000                     | 25.150                              | 28,373.79        | 28,620.00                       | 30,180.00                        | 1,806.21                                    |
| EAI: \$480.00, EY 1.59%                         |                               |                                     |                  |                                 |                                  |   |
| INTL BUSINESS MACH (IBM)                        | 200.000                       | 187.570                             | 24,901.20        | 35,936.00                       | 37,514.00                        | 12,612.80                                   |
| EAI: \$760.00, EY 2.03%                         |                               |                                     |                  |                                 |                                  |   |
| JOHNSON & JOHNSON (JNJ)                         | 800.000                       | 91.590                              | 22,840.00c       | 75,728.00                       | 73,272.00                        | 50,432.00                                   |
| EAI: \$2,112.00, EY 2.88%                       |                               |                                     |                  |                                 |                                  |   |
| KINDER MORGAN INC DELAWARE COM USD0.01<br>(KMI) | 1,000.000                     | 36.000                              | 39,279.67        | 35,540.00                       | 36,000.00                        | -3,279.67                                   |
| EAI: \$1,640.00, EY: 4.56%                      |                               |                                     |                  |                                 |                                  |   |
| LOWES COMPANIES (LOW)                           | 1,200.000                     | 49.550                              | 13,711.50c       | 56,976.00                       | 59,460.00                        | 45,748.50                                   |
| EAI: \$864.00, EY 1.45%                         |                               |                                     |                  |                                 |                                  |   |
| MEDTRONIC INC (MDT)                             | 700.000                       | 57.390                              | 26,556.25c       | 40,124.00                       | 40,173.00                        | 13,616.75                                   |
| EAI: \$784.00, EY: 1.95%                        |                               |                                     |                  |                                 |                                  |   |
| MICROSOFT CORP (MSFT)                           | 1,500.000                     | 37.410                              | 46,871.20c       | 57,195.00                       | 56,115.00                        | 9,243.80                                    |
| EAI: \$1,680.00, EY: 2.99%                      |                               |                                     |                  |                                 |                                  |   |
| OMNICOM GROUP (OMC)                             | 700.000                       | 74.370                              | 32,309.45        | 50,015.00                       | 52,059.00                        | 19,749.55                                   |
| EAI: \$1,120.00, EY 2.15%                       |                               |                                     |                  |                                 |                                  |   |
| PEPSICO INC (PEP)                               | 500.000                       | 82.940                              | 25,160.00c       | 42,230.00                       | 41,470.00                        | 16,310.00                                   |
| EAI: \$1,135.00, EY: 2.74%                      |                               |                                     |                  |                                 |                                  |   |
| PFIZER INC (PFE)                                | 15,711.000                    | 30.630                              | 1,270.76c        | 498,510.03                      | 481,227.93                       | 479,957.17                                  |
| EAI: \$16,339.44, EY 3.40%                      |                               |                                     |                  |                                 |                                  |   |

0001

131231 0001 030003153

IWM3DFC4002102 003478 0002/0017 00

04 18 000

Page 2 of 9





## Investment Report

December 1, 2013 - December 31, 2013

### Brokerage 379-140589 E H & R B SMITH FOUNDATION

| Holdings (Symbol) as of December 31, 2013   | Quantity<br>December 31, 2013 | Price per Unit<br>December 31, 2013 | Total Cost Basis  | Total Value<br>December 1, 2013 | Total Value<br>December 31, 2013 | Unrealized Gain (Loss)<br>December 31, 2013 |
|---|-------------------------------|-------------------------------------|-------------------|---------------------------------|----------------------------------|---|
| TRAVELERS COS INC COM (TRV )<br>EAI \$1,400.00, EY 2 21%  | 700.000                       | 90.540                              | 40,993.81         | 63,518.00                       | 63,378.00                        | 22,384.19                                   |
| UNITED TECHNOLOGIES CORP (UTX )<br>EAI \$944.00, EY 2 07%   | 400.000                       | 113.800                             | 29,563.60         | 44,344.00                       | 45,520.00                        | 15,956.40                                   |
| WELLS FARGO & CO NEW (WFC )<br>EAI \$1,200.00, EY 2 64%   | 1,000.000                     | 45.400                              | 11,176.250        | 44,020.00                       | 45,400.00                        | 34,223.75                                   |
| <b>Subtotal of Stocks</b>   |                               |                                     | <b>604,615.18</b> |                                 | <b>1,430,935.93</b>              | <b>826,320.75</b>                           |
| <b>Bonds 6% of holdings</b>   |                               |                                     |                   |                                 |                                  |   |
| AT&T INC NOTE CALL<br>5.100% 09/15/2014<br>FIXED COUPON<br>MOODYS A3 S&P A-<br>SEMIANNUALLY<br>MAKE WHOLE CALL<br>AI \$750.83<br>EAI \$2,550.00<br>CUSIP: 78387GAP8                 | 50,000.000                    | 103.187                             | 49,158.068        | 51,783.50                       | 51,593.50                        | 2,435.44                                    |
| DARDEN RESTAURANTS INC NOTE<br>04 50000% 10/15/2021<br>FIXED COUPON<br>MOODYS Baa3 S&P BBB-<br>SEMIANNUALLY<br>MAKE WHOLE CALL<br>AI \$475.00<br>EAI \$2,250.00<br>CUSIP: 237194AJ4 | 50,000.000                    | 95.770                              | 52,051.238        | 48,102.00                       | 47,885.00                        | - 4,166.23                                  |
| <b>Subtotal of Bonds</b>  |                               |                                     | <b>101,209.29</b> |                                 | <b>99,478.50</b>                 | <b>-1,730.79</b>                            |
| <b>Other 2% of holdings</b>   |                               |                                     |                   |                                 |                                  |   |
| BMW BK NORTH AMER UTAH<br>2 10000% 12/01/2016<br>FIXED COUPON<br>CTF DEP FDIC INSURED<br>SEMIANNUALLY<br>AI \$44.59<br>EAI \$525.00<br>CUSIP: 05568PU62                             | 25,000.000                    | 1.023                               | 24,875.008        | 25,583.00                       | 25,584.75                        | 709.75                                      |



## Investment Report

December 1, 2013 - December 31, 2013

### Brokerage 379-140589 E H & R B SMITH FOUNDATION

| Holdings (Symbol) as of December 31, 2013 | Quantity<br>December 31, 2013 | Price per Unit<br>December 31, 2013 | Total Cost Basis | Total Value<br>December 1, 2013 | Total Value<br>December 31, 2013 | Unrealized Gain (Loss)<br>December 31, 2013 |
|---|-------------------------------|-------------------------------------|------------------|---------------------------------|----------------------------------|---|
| Subtotal of Other                         |                               |                                     | 24,875.00        |                                 | 25,584.75                        | 709.75                                      |

#### Core Account 3% of holdings

|                          |            |       |                |           |           |                |
|--------------------------|------------|-------|----------------|-----------|-----------|----------------|
| CASH                     | 44,936.150 | 1.000 | not applicable | 77,546.38 | 44,936.15 | not applicable |
| Subtotal of Core Account |            |       |                |           | 44,936.15 |                |

#### Total

**\$ 730,699.47**

**\$1,600,935.33**

**\$ 825,299.71**

**Message about your CD:** The prices shown for Certificates of Deposit (CDs) are generally estimates based upon matrix or model pricing methodology provided by an independent third-party. CDs may be priced at face value for up to seven calendar days from date of issue if estimated prices have not been received from the third-party pricing vendor. If no price is shown, an estimated market value was not available on the day your statement was generated. The prices shown for CDs may not represent the actual price you would receive if sold prior to maturity. If you hold your CD until maturity, you will receive the CD's face value and all accrued unpaid interest, assuming no issuer default.

All positions held in cash account unless indicated otherwise.

**B - See Additional Information and Endnotes for important information about the adjusted cost basis information provided.**

**c - Cost basis information (or proceeds from short sales) has been provided by you or a third party (such as a transferring broker) and has not been adjusted except as otherwise indicated.**

**Cost Basis - the original amount paid for a security, including the amount of reinvested dividends and capital gains, plus or minus certain adjustments. See last page of statement for details. Total Cost Basis does not include the cost basis on core, money market or other positions where cost basis is unknown or not applicable.**

-- not available

**AI (Accrued Interest) - Presented for domestic fixed income securities and represents interest accumulated since the last coupon date, but not yet paid by the issuer or received by NFS. AI is calculated for the following securities: fixed rate bonds and Certificates of Deposit (CDs). There is no guarantee that AI will be paid by the issuer. AI for treasury and GNMA securities, however, is backed by the full faith and credit of the United States Government. AI totals represent accruals for only those securities with listed AI in the Holdings section of this statement. Please refer to the Help/Glossary section of Fidelity.com for additional information.**

**Estimated Annual Income (EAI) & Estimated Yield (EY) - EAI is an estimate of annual income for a specific security position over the next rolling 12 months. EY is calculated by dividing the current EAI for a security position by its statement closing date market value. EY reflects only the income generated by an investment; it does not reflect changes in its price, which may fluctuate. For certain types of securities, EAI and EY could include the return of principal or capital gains which would render them overstated. EAI and EY are estimates provided for informational purposes only and should not be relied on for making investment, trading, or tax decisions. There is no guarantee that your investments will actually generate the EAI or EY presented. Actual income and yield might be lower or higher. EAI and EY should not be confused with a security's 30-day Yield or 7-day Yield; if provided, as such yield quotations reflect the actual historical performance of a security. For additional information, including calculation details, refer to the "Additional Information and Endnotes" section at the end of your statement.**

0001

131231 0001 030003153

IWM3DFC402102 003473 0003/0017 00

04 18 000

Page 4 of 9



## Investment Report

December 1, 2013 - December 31, 2013

**Brokerage 379-140589** E H & R B SMITH FOUNDATION

### Estimated Cash Flow rolling as of December 31, 2013

The table below presents the estimated monthly interest and dividend income and return of principal that your current holdings may generate over the next rolling 12 months. The cash flows displayed are estimates provided for informational purposes only and there is no guarantee that you will actually receive any of the amounts displayed. These estimates should not be relied upon for making investment, trading or tax decisions. The estimates for fixed rate domestic bond and CD income are calculated using the security's coupon rate. The estimates for domestic common stock and mutual fund income are calculated using an indicated annual dividend (IAD). The IAD is an estimate of a security's dividend payments for the next 12 months calculated based on prior and/or declared dividends for that security. IADs are sourced from third party vendors believed to be reliable, but no assurance can be made as to accuracy. There are circumstances in which these estimates will not be presented for a specific security you hold. Please refer to Help/Glossary on Fidelity.com for additional information on these calculations.

| Month        | Bond & CD Income | Bond & CD Principal | Stock Income    | Mutual Fund Income | Total Estimated Cash Flow |
|--------------|------------------|---------------------|-----------------|--------------------|---------------------------|
| Jan 2014     | --               | --                  | \$1,425         | --                 | \$1,425                   |
| Feb 2014     | --               | --                  | \$816           | --                 | \$816                     |
| Mar 2014     | \$1,275          | --                  | \$7,143         | --                 | \$8,418                   |
| Apr 2014     | \$1,125          | --                  | \$1,425         | --                 | \$2,550                   |
| May 2014     | --               | --                  | \$878           | --                 | \$878                     |
| Jun 2014     | \$262            | --                  | \$7,081         | --                 | \$7,343                   |
| Jul 2014     | --               | --                  | \$1,425         | --                 | \$1,425                   |
| Aug 2014     | --               | --                  | \$878           | --                 | \$878                     |
| Sep 2014     | \$1,275          | \$50,000            | \$7,283         | --                 | \$58,558                  |
| Oct 2014     | \$1,125          | --                  | \$1,223         | --                 | \$2,348                   |
| Nov 2014     | --               | --                  | \$1,068         | --                 | \$1,068                   |
| Dec 2014     | \$263            | --                  | \$6,891         | --                 | \$7,154                   |
| <b>Total</b> | <b>\$5,325</b>   | <b>\$50,000</b>     | <b>\$37,536</b> | <b>--</b>          | <b>\$92,861</b>           |

-- not available

**Bond & CD Income** includes interest payments for fixed rate bonds and Certificates of Deposit (CDs)

**Bond & CD Principal** includes maturing principal payments for CDs and the following bonds: fixed rate, floating rate, variable rate, discount, and zero coupon

**Stock Income** includes estimated dividend payments for common stock, ADRs, and REITs

**Mutual Fund Income** includes estimated dividend payments for Fidelity and non-Fidelity mutual funds

The table above does not include cash flow from the following securities: preferred stocks, international stocks, exchange trade products (ETF's & ETN's), UITs, variable rate bonds, and international bonds, but may be included in future enhancements

### Transaction Details

(for holdings with activity this period)



# Investment Report

December 1, 2013 - December 31, 2013

## Brokerage 379-140589 E H & R B SMITH FOUNDATION

### Brokerage Activity

| Settlement Date | Security  | Description   | Quantity   | Price per Unit | Cost Basis of Close | Transaction Amount         |
|-----------------|---|---|------------|----------------|---------------------|----------------------------|
| 12/01           | BMW BK NORTH AMER<br>UTAH 2 10000% 12/01/2016 CD                                      | Interest  |            |                |                     | \$263.22                   |
| 12/01           | WELLS FARGO & CO<br>NEW   | Dividend received   |            |                |                     | 300.00                     |
| 12/02           | CONOCOPHILLIPS  | Dividend received   |            |                |                     | 414.00                     |
| 12/03           | PFIZER INC  | Dividend received   |            |                |                     | 3,770.64                   |
| 12/10           | BAXTER INTL INC   | You bought  | 700.000    | \$66.95871     |                     | -46,879.05                 |
|                 | EXEC ON MULT EXCHG<br>DETAILS ON REQUEST<br>AVERAGE PRICE TRADE<br>DETAILS ON REQUEST | Transaction cost: -\$7.95   |            |                |                     |                            |
| 12/10           | CISCO SYS INC   | You sold  | -1,000.000 | 20.90847       | \$19,284.95f        | 20,900.15                  |
|                 | AVERAGE PRICE TRADE<br>DETAILS ON REQUEST   | Transaction cost: -\$8.32   |            |                |                     |                            |
| 12/10           | INTL BUSINESS MACH<br>JOHNSON & JOHNSON<br>UNITED TECHNOLOGIES<br>CORP                | Long-term gain: \$1,635.20<br>Dividend received<br>Dividend received<br>Dividend received |            |                |                     | 190.00<br>528.00<br>236.00 |
| 12/12           | MICROSOFT CORP  | Dividend received   |            |                |                     | 420.00                     |
| 12/16           | Coca Cola Co  | Dividend received   |            |                |                     | 280.00                     |
| 12/31           | DEVON ENERGY CORP<br>NEW  | Dividend received   |            |                |                     | 88.00                      |
| 12/31           | CASH  | Interest earned   |            |                |                     | 0.49                       |
| 12/31           | TRAVELERS COS INC<br>COM  | Dividend received   |            |                |                     | 350.00                     |

f - FIFO (First-In, First-Out)  
Cost basis and gain/loss information is provided as a service to our customers and is based on standards for filing US Federal Tax Returns as determined by Fidelity. This information is not intended to address tax law or reporting requirements applicable in your country of tax residence

### Core Account - Cash

| Description       | Amount       | Balance     | Description         | Amount     | Balance |
|-------------------|--------------|-------------|---------------------|------------|---------|
| Beginning         |              | \$77,546.38 | Core account income | 0.49       |         |
| Securities bought | -\$46,879.05 |             | Income              | 6,839.86   |         |
| Securities sold   | 20,900.15    |             | Checking activity   | -13,471.68 |         |

0001

131231 0001 030003153

IWVE3DFC4002102 003478 0004/0017 00

04 18 000



**Brokerage 379-140589**  
**Transaction Details**  
**Core Account - Cash**

Description  
Ending

E H & R B SMITH FOUNDATION

**Investment Report**

December 1, 2013 - December 31, 2013

**Checking Activity ( 7 )**

| Check #                         | Date  | Code | Description                  | Amount | Balance     |
|---------------------------------|-------|------|------------------------------|--------|-------------|
| 1298                            | 12/10 |      |                              |        | \$44,936.15 |
| 1310*                           | 12/03 |      | Challange Ministries         |        |             |
| 1311                            | 12/02 |      | Camp Spofford                |        |             |
| 1314*                           | 12/17 |      | Pregnancy Resource Center Of |        |             |
| * Check number has been skipped |       |      |                              |        |             |
|                                 |       |      | Christian Workers Fellowship |        |             |

**Daily Additions and Subtractions**

| Date  | Amount     | Balance     | Date  | Amount | Balance   |
|-------|------------|-------------|-------|--------|-----------|
| 12/02 |            |             | 12/12 |        | 420.00    |
| 12/03 |            |             | 12/16 |        | 280.00    |
| 12/10 | -\$22.78   | \$77,523.60 | 12/17 |        | 280.00    |
|       | 208.90     | 77,732.50   |       |        | -1,000.00 |
|       | -27,024.90 | 50,707.60   |       |        |           |

Cash @ \$1 per share (the following is provided to you in accordance with industry regulations)

| Check # | Date  | Code | Description            | Amount | Balance |
|---------|-------|------|------------------------|--------|---------|
| 1315    | 12/03 |      | Edward Smith           |        |         |
| 1316    | 12/20 |      | Phelan Frantz Peek Llc |        |         |
| 1317    | 12/20 |      | Phelan Frantz Peek Llc |        |         |
| Total   |       |      |                        |        |         |

Amount  
-561.74  
-4,759.94  
-1,150.00  
-\$13,471.68

**Additional Information About Your Investment Report**  
The account on this Investment Report is registered to:  
E H & R B SMITH FOUNDATION  
MR. EDWARD R. SMITH  
2871 N OCEAN BLVD APT R152  
BOCA RATON FL 33431-7020

Amount  
-5,909.94  
438.49  
Balance  
44,497.66  
44,936.15

131231 0001 030003153

04 18 000