



See a Social Security Number? Say Something!
Report Privacy Problems to <https://public.resource.org/privacy>
Or call the IRS Identity Theft Hotline at 1-800-908-4490



Form

990-PF

Department of the Treasury
Internal Revenue Service

Return of Private Foundation

or Section 4947(a)(1) Trust Treated as Private Foundation

▶ Do not enter Social Security numbers on this form as it may be made public. By law, the IRS cannot redact the information on the form.

▶ Information about Form 990-PF and its instructions is at www.irs.gov/form990pf.

OMB No 1545-0052

2013

Open to Public Inspection

For calendar year 2013, or tax year beginning 01-01-2013 , and ending 12-31-2013

Name of foundation ANGELO AND MARY CALI FAMILY FOUNDATION		A Employer identification number 22-2509843	
% TAXPAYER		B Telephone number (see instructions) (908) 272-8000	
Number and street (or P O box number if mail is not delivered to street address) c/o CALI FUTURES 11 COMMERCE DRIVE Suite 206		Room/suite	
City or town, state or province, country, and ZIP or foreign postal code CRANFORD, NJ 07016		C If exemption application is pending, check here ▶ <input type="checkbox"/>	
G Check all that apply <div><input type="checkbox"/> Initial return <input type="checkbox"/> Final return <input type="checkbox"/> Address change</div> <div><input type="checkbox"/> Initial return of a former public charity <input type="checkbox"/> Amended return <input type="checkbox"/> Name change</div>		D 1. Foreign organizations, check here ▶ <input type="checkbox"/> 2. Foreign organizations meeting the 85% test, check here and attach computation ▶ <input type="checkbox"/>	
H Check type of organization <input checked="" type="checkbox"/> Section 501(c)(3) exempt private foundation <input type="checkbox"/> Section 4947(a)(1) nonexempt charitable trust <input type="checkbox"/> Other taxable private foundation		E If private foundation status was terminated under section 507(b)(1)(A), check here ▶ <input type="checkbox"/>	
I Fair market value of all assets at end of year (from Part II, col. (c), line 16)▶ \$ 2,752,604	J Accounting method <input checked="" type="checkbox"/> Cash <input type="checkbox"/> Accrual <input type="checkbox"/> Other (specify) _____ (Part I, column (d) must be on cash basis.)	F If the foundation is in a 60-month termination under section 507(b)(1)(B), check here ▶ <input type="checkbox"/>	

Part I Analysis of Revenue and Expenses (The total of amounts in columns (b), (c), and (d) may not necessarily equal the amounts in column (a) (see instructions))		(a) Revenue and expenses per books	(b) Net investment income	(c) Adjusted net income	(d) Disbursements for charitable purposes (cash basis only)
Revenue	1 Contributions, gifts, grants, etc , received (attach schedule)	0			
	2 Check ▶ <input checked="" type="checkbox"/> if the foundation is not required to attach Sch B				
	3 Interest on savings and temporary cash investments	18	18		
	4 Dividends and interest from securities.	42,958	42,958		
	5a Gross rents				
	b Net rental income or (loss) _____				
	6a Net gain or (loss) from sale of assets not on line 10	10,066			
	b Gross sales price for all assets on line 6a 141,201				
	7 Capital gain net income (from Part IV, line 2) . . .		10,066		
	8 Net short-term capital gain				
	9 Income modifications				
	10a Gross sales less returns and allowances				
	b Less Cost of goods sold				
	c Gross profit or (loss) (attach schedule)				
	11 Other income (attach schedule)	30	30		
	12 Total. Add lines 1 through 11	53,072	53,072		
Operating and Administrative Expenses	13 Compensation of officers, directors, trustees, etc	0			
	14 Other employee salaries and wages				
	15 Pension plans, employee benefits				
	16a Legal fees (attach schedule)				
	b Accounting fees (attach schedule)	3,060	2,142	0	918
	c Other professional fees (attach schedule)				
	17 Interest				
	18 Taxes (attach schedule) (see instructions)	3,687	1,187		
	19 Depreciation (attach schedule) and depletion . . .				
	20 Occupancy				
	21 Travel, conferences, and meetings				
	22 Printing and publications				
	23 Other expenses (attach schedule)	8,171	8,116		55
	24 Total operating and administrative expenses. Add lines 13 through 23	14,918	11,445	0	973
	25 Contributions, gifts, grants paid	101,222			101,222
	26 Total expenses and disbursements. Add lines 24 and 25	116,140	11,445	0	102,195
	27 Subtract line 26 from line 12				
	a Excess of revenue over expenses and disbursements	-63,068			
	b Net investment income (if negative, enter -0-)		41,627		
	c Adjusted net income (if negative, enter -0-)				

Part II Balance Sheets		Attached schedules and amounts in the description column should be for end-of-year amounts only (See instructions)	Beginning of year	End of year	
			(a) Book Value	(b) Book Value	(c) Fair Market Value
Assets	1	Cash—non-interest-bearing			
	2	Savings and temporary cash investments	184,892	106,733	106,733
	3	Accounts receivable ▶ _____ Less allowance for doubtful accounts ▶ _____			
	4	Pledges receivable ▶ _____ Less allowance for doubtful accounts ▶ _____			
	5	Grants receivable			
	6	Receivables due from officers, directors, trustees, and other disqualified persons (attach schedule) (see instructions)			
	7	Other notes and loans receivable (attach schedule) ▶ _____ Less allowance for doubtful accounts ▶ _____			
	8	Inventories for sale or use			
	9	Prepaid expenses and deferred charges			
	10a	Investments—U S and state government obligations (attach schedule)			
	b	Investments—corporate stock (attach schedule)	1,749,804 <input checked="" type="checkbox"/>	1,764,895	2,620,655
	c	Investments—corporate bonds (attach schedule).	25,000 <input checked="" type="checkbox"/>	25,000	25,216
	11	Investments—land, buildings, and equipment basis ▶ _____ Less accumulated depreciation (attach schedule) ▶ _____			
	12	Investments—mortgage loans			
	13	Investments—other (attach schedule)			
	14	Land, buildings, and equipment basis ▶ _____ Less accumulated depreciation (attach schedule) ▶ _____			
	15	Other assets (describe ▶ _____)			
	16	Total assets (to be completed by all filers—see the instructions Also, see page 1, item I)	1,959,696	1,896,628	2,752,604
Liabilities	17	Accounts payable and accrued expenses			
	18	Grants payable			
	19	Deferred revenue			
	20	Loans from officers, directors, trustees, and other disqualified persons			
	21	Mortgages and other notes payable (attach schedule)			
	22	Other liabilities (describe ▶ _____)			
	23	Total liabilities (add lines 17 through 22)		0	
Net Assets or Fund Balances		Foundations that follow SFAS 117, check here ▶ <input type="checkbox"/> and complete lines 24 through 26 and lines 30 and 31.			
	24	Unrestricted			
	25	Temporarily restricted			
	26	Permanently restricted			
		Foundations that do not follow SFAS 117, check here ▶ <input checked="" type="checkbox"/> and complete lines 27 through 31.			
	27	Capital stock, trust principal, or current funds			
	28	Paid-in or capital surplus, or land, bldg , and equipment fund			
	29	Retained earnings, accumulated income, endowment, or other funds	1,959,696	1,896,628	
	30	Total net assets or fund balances (see page 17 of the instructions)	1,959,696	1,896,628	
	31	Total liabilities and net assets/fund balances (see page 17 of the instructions)	1,959,696	1,896,628	

Part III Analysis of Changes in Net Assets or Fund Balances

1	Total net assets or fund balances at beginning of year—Part II, column (a), line 30 (must agree with end-of-year figure reported on prior year’s return)	1	1,959,696
2	Enter amount from Part I, line 27a	2	-63,068
3	Other increases not included in line 2 (itemize) ▶ _____	3	
4	Add lines 1, 2, and 3	4	1,896,628
5	Decreases not included in line 2 (itemize) ▶ _____	5	
6	Total net assets or fund balances at end of year (line 4 minus line 5)—Part II, column (b), line 30	6	1,896,628

Part IV

Capital Gains and Losses for Tax on Investment Income

(a) List and describe the kind(s) of property sold (e g , real estate, 2-story brick warehouse, or common stock, 200 shs MLC Co)		(b) How acquired P—Purchase D—Donation	(c) Date acquired (mo , day, yr)	(d) Date sold (mo , day, yr)
1a	See Additional Data Table			
b				
c				
d				
e				

(e) Gross sales price	(f) Depreciation allowed (or allowable)	(g) Cost or other basis plus expense of sale	(h) Gain or (loss) (e) plus (f) minus (g)
a	See Additional Data Table		
b			
c			
d			
e			

Complete only for assets showing gain in column (h) and owned by the foundation on 12/31/69			(l) Gains (Col (h) gain minus col (k), but not less than -0-) or Losses (from col (h))
(i) F M V as of 12/31/69	(j) Adjusted basis as of 12/31/69	(k) Excess of col (i) over col (j), if any	
a	See Additional Data Table		
b			
c			
d			
e			

2	Capital gain net income or (net capital loss)	{ If gain, also enter in Part I, line 7 If (loss), enter -0- in Part I, line 7 }	2	10,066
3	Net short-term capital gain or (loss) as defined in sections 1222(5) and (6) If gain, also enter in Part I, line 8, column (c) (see instructions) If (loss), enter -0- in Part I, line 8		3	

Part V

Qualification Under Section 4940(e) for Reduced Tax on Net Investment Income

(For optional use by domestic private foundations subject to the section 4940(a) tax on net investment income)

If section 4940(d)(2) applies, leave this part blank

Was the foundation liable for the section 4942 tax on the distributable amount of any year in the base period? ☐ Yes ☒ No
If "Yes," the foundation does not qualify under section 4940(e) Do not complete this part

1 Enter the appropriate amount in each column for each year, see page 18 of the instructions before making any entries			
(a) Base period years Calendar year (or tax year beginning in)	(b) Adjusted qualifying distributions	(c) Net value of noncharitable-use assets	(d) Distribution ratio (col (b) divided by col (c))
2012	96,800	2,142,812	0 045174
2011	101,080	2,174,407	0 046486
2010	100,820	2,137,454	0 047168
2009	94,820	1,941,133	0 048848
2008	139,649	2,316,860	0 060275

2	Total of line 1, column (d).	2	0 247951
3	Average distribution ratio for the 5-year base period—divide the total on line 2 by 5, or by the number of years the foundation has been in existence if less than 5 years	3	0 04959
4	Enter the net value of noncharitable-use assets for 2013 from Part X, line 5.	4	2,493,182
5	Multiply line 4 by line 3.	5	123,637
6	Enter 1% of net investment income (1% of Part I, line 27b).	6	416
7	Add lines 5 and 6.	7	124,053
8	Enter qualifying distributions from Part XII, line 4. If line 8 is equal to or greater than line 7, check the box in Part VI, line 1b, and complete that part using a 1% tax rate See the Part VI instructions	8	102,195

Part VI Excise Tax Based on Investment Income (Section 4940(a), 4940(b), 4940(e), or 4948—see page 18 of the instructions)

1a	Exempt operating foundations described in section 4940(d)(2), check here <input type="checkbox"/> and enter "N/A" on line 1		
	Date of ruling or determination letter _____ (attach copy of letter if necessary—see instructions)		
b	Domestic foundations that meet the section 4940(e) requirements in Part V, check here <input type="checkbox"/> and enter 1% of Part I, line 27b	1	833
c	All other domestic foundations enter 2% of line 27b. Exempt foreign organizations enter 4% of Part I, line 12, col (b)		
2	Tax under section 511 (domestic section 4947(a)(1) trusts and taxable foundations only. Others enter -0-)	2	
3	Add lines 1 and 2.	3	833
4	Subtitle A (income) tax (domestic section 4947(a)(1) trusts and taxable foundations only. Others enter -0-)	4	
5	Tax based on investment income. Subtract line 4 from line 3. If zero or less, enter -0-	5	833
6	Credits/Payments		
a	2013 estimated tax payments and 2012 overpayment credited to 2013	6a	3,790
b	Exempt foreign organizations—tax withheld at source	6b	
c	Tax paid with application for extension of time to file (Form 8868)	6c	
d	Backup withholding erroneously withheld	6d	
7	Total credits and payments. Add lines 6a through 6d.	7	3,790
8	Enter any penalty for underpayment of estimated tax. Check here <input type="checkbox"/> if Form 2220 is attached	8	
9	Tax due. If the total of lines 5 and 8 is more than line 7, enter amount owed	9	
10	Overpayment. If line 7 is more than the total of lines 5 and 8, enter the amount overpaid	10	2,957
11	Enter the amount of line 10 to be Credited to 2014 estimated tax 2,957 Refunded	11	

Part VII-A Statements Regarding Activities

1a	During the tax year, did the foundation attempt to influence any national, state, or local legislation or did it participate or intervene in any political campaign? <input checked="" type="checkbox"/>		Yes	No
		1a		No
b	Did it spend more than \$100 during the year (either directly or indirectly) for political purposes (see page 19 of the instructions for definition)?	1b		No
	<i>If the answer is "Yes" to 1a or 1b, attach a detailed description of the activities and copies of any materials published or distributed by the foundation in connection with the activities.</i>			
c	Did the foundation file Form 1120-POL for this year?	1c		No
d	Enter the amount (if any) of tax on political expenditures (section 4955) imposed during the year: (1) On the foundation <input type="checkbox"/> \$ _____ (2) On foundation managers <input type="checkbox"/> \$ _____			
e	Enter the reimbursement (if any) paid by the foundation during the year for political expenditure tax imposed on foundation managers <input type="checkbox"/> \$ _____			
2	Has the foundation engaged in any activities that have not previously been reported to the IRS? <i>If "Yes," attach a detailed description of the activities.</i>	2		No
3	Has the foundation made any changes, not previously reported to the IRS, in its governing instrument, articles of incorporation, or bylaws, or other similar instruments? <i>If "Yes," attach a conformed copy of the changes.</i> <input checked="" type="checkbox"/>	3		No
4a	Did the foundation have unrelated business gross income of \$1,000 or more during the year?	4a		No
b	If "Yes," has it filed a tax return on Form 990-T for this year?	4b		
5	Was there a liquidation, termination, dissolution, or substantial contraction during the year? <i>If "Yes," attach the statement required by General Instruction T.</i> <input checked="" type="checkbox"/>	5		No
6	Are the requirements of section 508(e) (relating to sections 4941 through 4945) satisfied either: • By language in the governing instrument, or • By state legislation that effectively amends the governing instrument so that no mandatory directions that conflict with the state law remain in the governing instrument?	6	Yes	
7	Did the foundation have at least \$5,000 in assets at any time during the year? <i>If "Yes," complete Part II, col. (c), and Part XV.</i>	7	Yes	
8a	Enter the states to which the foundation reports or with which it is registered (see instructions): <input type="checkbox"/> NJ			
b	If the answer is "Yes" to line 7, has the foundation furnished a copy of Form 990-PF to the Attorney General (or designate) of each state as required by General Instruction G? <i>If "No," attach explanation.</i>	8b	Yes	
9	Is the foundation claiming status as a private operating foundation within the meaning of section 4942(j)(3) or 4942(j)(5) for calendar year 2013 or the taxable year beginning in 2013 (see instructions for Part XIV)? <i>If "Yes," complete Part XIV</i>	9		No
10	Did any persons become substantial contributors during the tax year? <i>If "Yes," attach a schedule listing their names and addresses.</i>	10		No

Part VII-A

Statements Regarding Activities (continued)

11	At any time during the year, did the foundation, directly or indirectly, own a controlled entity within the meaning of section 512(b)(13)? If "Yes," attach schedule (see instructions).	11		No
12	Did the foundation make a distribution to a donor advised fund over which the foundation or a disqualified person had advisory privileges? If "Yes," attach statement (see instructions)	12		No
13	Did the foundation comply with the public inspection requirements for its annual returns and exemption application?	13	Yes	
Website address N/A				
14	The books are in care of TAXPAYER Telephone no (908) 272-8000 Located at 11 COMMERCE DRIVE CRANFORD NJ ZIP+4 07016			
15	Section 4947(a)(1) nonexempt charitable trusts filing Form 990-PF in lieu of Form 1041 —Check here and enter the amount of tax-exempt interest received or accrued during the year.			
16	At any time during calendar year 2013, did the foundation have an interest in or a signature or other authority over a bank, securities, or other financial account in a foreign country?	16	Yes	No
See instructions for exceptions and filing requirements for Form TD F 90-22.1 If "Yes", enter the name of the foreign country				

Part VII-B

Statements Regarding Activities for Which Form 4720 May Be Required

File Form 4720 if any item is checked in the "Yes" column, unless an exception applies.			Yes	No
1a	During the year did the foundation (either directly or indirectly)			
	(1) Engage in the sale or exchange, or leasing of property with a disqualified person?			
	(2) Borrow money from, lend money to, or otherwise extend credit to (or accept it from) a disqualified person?			
	(3) Furnish goods, services, or facilities to (or accept them from) a disqualified person?			
	(4) Pay compensation to, or pay or reimburse the expenses of, a disqualified person?			
	(5) Transfer any income or assets to a disqualified person (or make any of either available for the benefit or use of a disqualified person)?			
	(6) Agree to pay money or property to a government official? (Exception. Check "No" if the foundation agreed to make a grant to or to employ the official for a period after termination of government service, if terminating within 90 days).			
b	If any answer is "Yes" to 1a(1)–(6), did any of the acts fail to qualify under the exceptions described in Regulations section 53.4941(d)-3 or in a current notice regarding disaster assistance (see page 20 of the instructions)? Organizations relying on a current notice regarding disaster assistance check here.	1b		
c	Did the foundation engage in a prior year in any of the acts described in 1a, other than excepted acts, that were not corrected before the first day of the tax year beginning in 2013?	1c		No
2	Taxes on failure to distribute income (section 4942) (does not apply for years the foundation was a private operating foundation defined in section 4942(j)(3) or 4942(j)(5))			
a	At the end of tax year 2013, did the foundation have any undistributed income (lines 6d and 6e, Part XIII) for tax year(s) beginning before 2013? If "Yes," list the years 20 , 20 , 20 , 20			
b	Are there any years listed in 2a for which the foundation is not applying the provisions of section 4942(a)(2) (relating to incorrect valuation of assets) to the year's undistributed income? (If applying section 4942(a)(2) to all years listed, answer "No" and attach statement—see instructions).	2b		
c	If the provisions of section 4942(a)(2) are being applied to any of the years listed in 2a, list the years here 20 , 20 , 20 , 20			
3a	Did the foundation hold more than a 2% direct or indirect interest in any business enterprise at any time during the year?			
b	If "Yes," did it have excess business holdings in 2013 as a result of (1) any purchase by the foundation or disqualified persons after May 26, 1969, (2) the lapse of the 5-year period (or longer period approved by the Commissioner under section 4943(c)(7)) to dispose of holdings acquired by gift or bequest, or (3) the lapse of the 10-, 15-, or 20-year first phase holding period? (Use Schedule C, Form 4720, to determine if the foundation had excess business holdings in 2013.).	3b		
4a	Did the foundation invest during the year any amount in a manner that would jeopardize its charitable purposes?	4a		No
b	Did the foundation make any investment in a prior year (but after December 31, 1969) that could jeopardize its charitable purpose that had not been removed from jeopardy before the first day of the tax year beginning in 2013?	4b		No

Part VII-B

Statements Regarding Activities for Which Form 4720 May Be Required (continued)

5a	During the year did the foundation pay or incur any amount to			
	(1) Carry on propaganda, or otherwise attempt to influence legislation (section 4945(e))?	<input type="checkbox"/> Yes	<input checked="" type="checkbox"/> No	
	(2) Influence the outcome of any specific public election (see section 4955), or to carry on, directly or indirectly, any voter registration drive?	<input type="checkbox"/> Yes	<input checked="" type="checkbox"/> No	
	(3) Provide a grant to an individual for travel, study, or other similar purposes?	<input type="checkbox"/> Yes	<input checked="" type="checkbox"/> No	
	(4) Provide a grant to an organization other than a charitable, etc , organization described in section 509(a)(1), (2), or (3), or section 4940(d)(2)? (see instructions).	<input type="checkbox"/> Yes	<input checked="" type="checkbox"/> No	
	(5) Provide for any purpose other than religious, charitable, scientific, literary, or educational purposes, or for the prevention of cruelty to children or animals?	<input type="checkbox"/> Yes	<input checked="" type="checkbox"/> No	
b	If any answer is "Yes" to 5a(1)–(5), did any of the transactions fail to qualify under the exceptions described in Regulations section 53.4945 or in a current notice regarding disaster assistance (see instructions)?	5b		
	Organizations relying on a current notice regarding disaster assistance check here.	<input type="checkbox"/>		
c	If the answer is "Yes" to question 5a(4), does the foundation claim exemption from the tax because it maintained expenditure responsibility for the grant?	<input type="checkbox"/> Yes	<input type="checkbox"/> No	
	If "Yes," attach the statement required by Regulations section 53.4945–5(d).			
6a	Did the foundation, during the year, receive any funds, directly or indirectly, to pay premiums on a personal benefit contract?	<input type="checkbox"/> Yes	<input checked="" type="checkbox"/> No	
b	Did the foundation, during the year, pay premiums, directly or indirectly, on a personal benefit contract?	6b		No
	If "Yes" to 6b, file Form 8870.			
7a	At any time during the tax year, was the foundation a party to a prohibited tax shelter transaction?	<input type="checkbox"/> Yes	<input checked="" type="checkbox"/> No	
b	If yes, did the foundation receive any proceeds or have any net income attributable to the transaction?	7b		

Part VIII

Information About Officers, Directors, Trustees, Foundation Managers, Highly Paid Employees, and Contractors

1 List all officers, directors, trustees, foundation managers and their compensation (see instructions).				
(a) Name and address	(b) Title, and average hours per week devoted to position	(c) Compensation (If not paid, enter -0-)	(d) Contributions to employee benefit plans and deferred compensation	(e) Expense account, other allowances
JOHN R CALI	TRUSTEE	0	0	0
203 LAUREL HILL ROAD	0			
MOUNTAIN LAKES, NJ 07046				
2 Compensation of five highest-paid employees (other than those included on line 1—see instructions). If none, enter "NONE."				
(a) Name and address of each employee paid more than \$50,000	(b) Title, and average hours per week devoted to position	(c) Compensation	(d) Contributions to employee benefit plans and deferred compensation	(e) Expense account, other allowances
Total number of other employees paid over \$50,000.				

Part VIII

Information About Officers, Directors, Trustees, Foundation Managers, Highly Paid Employees, and Contractors (continued)

3 Five highest-paid independent contractors for professional services (see instructions). If none, enter "NONE".

(a) Name and address of each person paid more than \$50,000	(b) Type of service	(c) Compensation
Total number of others receiving over \$50,000 for professional services.		

Part IX-A

Summary of Direct Charitable Activities

List the foundation's four largest direct charitable activities during the tax year. Include relevant statistical information such as the number of organizations and other beneficiaries served, conferences convened, research papers produced, etc.	Expenses
1 N/A	
2	
3	
4	

Part IX-B

Summary of Program-Related Investments (see instructions)

Describe the two largest program-related investments made by the foundation during the tax year on lines 1 and 2	Amount
1 NONE	
2	
All other program-related investments. See page 24 of the instructions.	
3	
Total. Add lines 1 through 3.	

Part X

Minimum Investment Return (All domestic foundations must complete this part. Foreign foundations, see instructions.)

1	Fair market value of assets not used (or held for use) directly in carrying out charitable, etc , purposes		
a	Average monthly fair market value of securities.	1a	2,387,864
b	Average of monthly cash balances.	1b	143,285
c	Fair market value of all other assets (see instructions).	1c	0
d	Total (add lines 1a, b, and c).	1d	2,531,149
e	Reduction claimed for blockage or other factors reported on lines 1a and 1c (attach detailed explanation).	1e	
2	Acquisition indebtedness applicable to line 1 assets.	2	0
3	Subtract line 2 from line 1d.	3	2,531,149
4	Cash deemed held for charitable activities Enter 1 1/2% of line 3 (for greater amount, see instructions).	4	37,967
5	Net value of noncharitable-use assets. Subtract line 4 from line 3 Enter here and on Part V, line 4	5	2,493,182
6	Minimum investment return. Enter 5% of line 5.	6	124,659

Part XI

Distributable Amount (see instructions) (Section 4942(j)(3) and (j)(5) private operating foundations and certain foreign organizations check here ☐ and do not complete this part.)

1	Minimum investment return from Part X, line 6.	1	124,659
2a	Tax on investment income for 2013 from Part VI, line 5.	2a	833
b	Income tax for 2013 (This does not include the tax from Part VI).	2b	
c	Add lines 2a and 2b.	2c	833
3	Distributable amount before adjustments Subtract line 2c from line 1.	3	123,826
4	Recoveries of amounts treated as qualifying distributions.	4	
5	Add lines 3 and 4.	5	123,826
6	Deduction from distributable amount (see instructions).	6	
7	Distributable amount as adjusted Subtract line 6 from line 5 Enter here and on Part XIII, line 1.	7	123,826

Part XII

Qualifying Distributions (see instructions)

1	Amounts paid (including administrative expenses) to accomplish charitable, etc , purposes		
a	Expenses, contributions, gifts, etc —total from Part I, column (d), line 26.	1a	102,195
b	Program-related investments—total from Part IX-B.	1b	0
2	Amounts paid to acquire assets used (or held for use) directly in carrying out charitable, etc , purposes.	2	0
3	Amounts set aside for specific charitable projects that satisfy the		
a	Suitability test (prior IRS approval required).	3a	0
b	Cash distribution test (attach the required schedule).	3b	0
4	Qualifying distributions. Add lines 1a through 3b Enter here and on Part V, line 8, and Part XIII, line 4	4	102,195
5	Foundations that qualify under section 4940(e) for the reduced rate of tax on net investment income Enter 1% of Part I, line 27b (see instructions).	5	
6	Adjusted qualifying distributions. Subtract line 5 from line 4.	6	102,195
Note: The amount on line 6 will be used in Part V, column (b), in subsequent years when calculating whether the foundation qualifies for the section 4940(e) reduction of tax in those years			

Part XIII

Undistributed Income (see instructions)

	(a) Corpus	(b) Years prior to 2012	(c) 2012	(d) 2013
1 Distributable amount for 2013 from Part XI, line 7				123,826
2 Undistributed income, if any, as of the end of 2013				
a Enter amount for 2012 only.			0	
b Total for prior years 2011 , 2010 , 2009		0		
3 Excess distributions carryover, if any, to 2013				
a From 2008.	8,137			
b From 2009.				
c From 2010.				
d From 2011.				
e From 2012.				
f Total of lines 3a through e.	8,137			
4 Qualifying distributions for 2013 from Part XII, line 4 ▶ \$ 102,195				
a Applied to 2012, but not more than line 2a			0	
b Applied to undistributed income of prior years (Election required—see instructions).				
c Treated as distributions out of corpus (Election required—see instructions).				
d Applied to 2013 distributable amount.				102,195
e Remaining amount distributed out of corpus	0			
5 Excess distributions carryover applied to 2013 (If an amount appears in column (d), the same amount must be shown in column (a).)	8,137			8,137
6 Enter the net total of each column as indicated below:				
a Corpus Add lines 3f, 4c, and 4e Subtract line 5				
b Prior years' undistributed income Subtract line 4b from line 2b.		0		
c Enter the amount of prior years' undistributed income for which a notice of deficiency has been issued, or on which the section 4942(a) tax has been previously assessed.				
d Subtract line 6c from line 6b Taxable amount—see instructions		0		
e Undistributed income for 2012 Subtract line 4a from line 2a Taxable amount—see instructions			0	
f Undistributed income for 2013 Subtract lines 4d and 5 from line 1 This amount must be distributed in 2014				13,494
7 Amounts treated as distributions out of corpus to satisfy requirements imposed by section 170(b)(1)(F) or 4942(g)(3) (see instructions).				
8 Excess distributions carryover from 2008 not applied on line 5 or line 7 (see instructions). . . .				
9 Excess distributions carryover to 2014. Subtract lines 7 and 8 from line 6a				
10 Analysis of line 9				
a Excess from 2009. . . .				
b Excess from 2010. . . .				
c Excess from 2011. . . .				
d Excess from 2012. . . .				
e Excess from 2013. . . .				

Part XIVPrivate Operating Foundations (see instructions and Part VII-A, question 9)

1a

If the foundation has received a ruling or determination letter that it is a private operating foundation, and the ruling is effective for 2013, enter the date of the ruling.

b

Check box to indicate whether the organization is a private operating foundation described in section 4942(j)(3) or 4942(j)(5)

☐ 4942(j)(3) or ☐ 4942(j)(5)

2a

Enter the lesser of the adjusted net income from Part I or the minimum investment return from Part X for each year listed

Tax year	Prior 3 years				(e) Total
(a) 2013	(b) 2012	(c) 2011	(d) 2010		
b 85% of line 2a					
c Qualifying distributions from Part XII, line 4 for each year listed					
d Amounts included in line 2c not used directly for active conduct of exempt activities					
e Qualifying distributions made directly for active conduct of exempt activities. Subtract line 2d from line 2c					
3 Complete 3a, b, or c for the alternative test relied upon					
a "Assets" alternative test—enter					
(1) Value of all assets					
(2) Value of assets qualifying under section 4942(j)(3)(B)(i)					
b "Endowment" alternative test— enter 2/3 of minimum investment return shown in Part X, line 6 for each year listed.					
c "Support" alternative test—enter					
(1) Total support other than gross investment income (interest, dividends, rents, payments on securities loans (section 512(a)(5)), or royalties)					
(2) Support from general public and 5 or more exempt organizations as provided in section 4942(j)(3)(B)(iii).					
(3) Largest amount of support from an exempt organization					
(4) Gross investment income					

Part XVSupplementary Information (Complete this part only if the organization had \$5,000 or more in assets at any time during the year—see instructions.)

1

Information Regarding Foundation Managers:

a

List any managers of the foundation who have contributed more than 2% of the total contributions received by the foundation before the close of any tax year (but only if they have contributed more than \$5,000) (See section 507(d)(2))

ANGELO R CALI

b

List any managers of the foundation who own 10% or more of the stock of a corporation (or an equally large portion of the ownership of a partnership or other entity) of which the foundation has a 10% or greater interest

NONE

2

Information Regarding Contribution, Grant, Gift, Loan, Scholarship, etc., Programs:

Check here ☒ if the foundation only makes contributions to preselected charitable organizations and does not accept unsolicited requests for funds. If the foundation makes gifts, grants, etc. (see instructions) to individuals or organizations under other conditions, complete items 2a, b, c, and d

a

The name, address, and telephone number of the person to whom applications should be addressed

b

The form in which applications should be submitted and information and materials they should include

c

Any submission deadlines

d

Any restrictions or limitations on awards, such as by geographical areas, charitable fields, kinds of institutions, or other factors

Part XV

Supplementary Information (continued)

3 Grants and Contributions Paid During the Year or Approved for Future Payment

Recipient	If recipient is an individual, show any relationship to any foundation manager or substantial contributor	Foundation status of recipient	Purpose of grant or contribution	Amount
Name and address (home or business)				
a Paid during the year See Additional Data Table				
Total			3a	101,222
b Approved for future payment				
Total			3b	

Enter gross amounts unless otherwise indicated

Part XVI-B Relationship of Activities to the Accomplishment of Exempt Purposes

Form **990-PF** (2013)

Form 990PF Part IV - Capital Gains and Losses for Tax on Investment Income - Columns a - d

(a) List and describe the kind(s) of property sold (e g , real estate, 2-story brick warehouse, or common stock, 200 shs MLC Co)	(b) How acquired P—Purchase D—Donation	(c) Date acquired (mo , day, yr)	(d) Date sold (mo , day, yr)
WF 8380 LT NONCOVERED-SEE ATTACHMENT A	P	2012-01-01	2013-12-31
WF 9189 ST COVERED-SEE ATTACHMENT B	P	2013-01-01	2013-12-31
WF 9189 ST NONCOVERED-SEE ATTACHMENT B	P	2013-05-09	2013-05-09
WF 9189 LT COVERED-SEE ATTACHMENT B	P	2012-01-01	2013-12-31
WF 9189 LT NONCOVERED-SEE ATTACHMENT B	P	2012-01-01	2013-12-31
WF 1739 ST COVERED-SEE ATTACHMENT C	P	2013-01-01	2013-12-31
WF 1739 LT COVERED-SEE ATTACHMENT C	P	2012-01-01	2013-12-31
CAPITAL GAIN DIVIDENDS	P		


Form 990PF Part IV - Capital Gains and Losses for Tax on Investment Income - Columns e - h

(e) Gross sales price	(f) Depreciation allowed (or allowable)	(g) Cost or other basis plus expense of sale	(h) Gain or (loss) (e) plus (f) minus (g)
71,781		76,333	-4,552
2,678		2,205	473
11			11
1,409		1,297	112
14,325		11,140	3,185
35,370		30,085	5,285
11,835		9,963	1,872
			3,680


Form 990PF Part IV - Capital Gains and Losses for Tax on Investment Income - Columns i - l

Complete only for assets showing gain in column (h) and owned by the foundation on 12/31/69			(l) Gains (Col (h) gain minus col (k), but not less than -0-) or Losses (from col (h))
(i) F M V as of 12/31/69	(j) Adjusted basis as of 12/31/69	(k) Excess of col (i) over col (j), if any	
			-4,552
			473
			11
			112
			3,185
			5,285
			1,872

Form 990PF Part XV Line 3 - Grants and Contributions Paid During the Year or Approved for Future Payment

Recipient	If recipient is an individual, show any relationship to any foundation manager or substantial contributor	Foundation status of recipient	Purpose of grant or contribution	Amount
Name and address (home or business)				
a Paid during the year				
COALITION FOR THE HOMELESS 129 FULTON ST NEW YORK, NY 10038	NONE	Public	General Support	2,000
University of Delaware 83 East Main Street 3rd Floor Newark, DE 19716	NONE	public	General Support	10,000
SCHOOL OF AMERICAN BALLET INC 70 LINCOLN CENTER PLAZA NEW YORK, NY 10023	NONE	Public	General Support	1,500
WORLD VISION PO Box 9716 Federal Way, WA 98063	NONE	Public	General Support	2,822
CAROL ANN FOUNDATION 1100 South Grand Blvd St Louis, MO 63104	NONE	Public	General Support	24,500
PLAN USA 155 PLAN WAY WARWICK, RI 02886	NONE	Public	General Support	3,580
University of Pennsylvania 3451 Walnut Street Philadelphia, PA 19104	NONE	Public	General Support	29,500
Natural Resources Defense Council 40 West 20th Street New York, NY 10011	NONE	Public	General Support	2,000
Bridge Publications Inc 5600 EOlympic Blvd Commerce City, CA 90022	NONE	Public	General Support	5,000
Sudbury Valley School 2 Winch Street Framingham, MA 01701	NONE	Public	General Support	2,000
Spring Valley School 145 Spring Valley Road Paramus, NJ 07652	NONE	PUBLIC	GENERAL SUPPORT	2,000
The Alliance for Natural Health USA 6931 Arlington Rd Suite 304 Bethesda, MD 20814	NONE	Public	General support	1,000
Organic Consumers Association 6771 South Silver Hill Drive Finland, MN 55603	NONE		General Support	1,000
Midwest Food Bank 6450 S Belmont Ave Indianapolis, IN 46217	None		General Support	2,000
Jewish Voice for Peace 1611 Telegraph Ave Suite 550 Oakland, CA 94612	NONE		General Support	2,000
Total  3a				101,222

Form 990PF Part XV Line 3 - Grants and Contributions Paid During the Year or Approved for Future Payment

Recipient	If recipient is an individual, show any relationship to any foundation manager or substantial contributor	Foundation status of recipient	Purpose of grant or contribution	Amount
Name and address (home or business)				
a <i>Paid during the year</i>				
Turning Point PO BOX 670086 FLUSHING,NY 11367	NONE		General Support	320
Foundation for Morristown Medical Center 475 South Street First Floor Morristown,NJ 07960	NONE		General Purpose	10,000
Total  3a				101,222

TY 2013 Accounting Fees Schedule

Name: ANGELO AND MARY CALI FAMILY FOUNDATION

EIN: 22-2509843

Category	Amount	Net Investment Income	Adjusted Net Income	Disbursements for Charitable Purposes
ACCOUNTING FEES	3,060	2,142		918

**TY 2013 All Other Program
Related Investments Schedule**

Name: ANGELO AND MARY CALI FAMILY FOUNDATION
EIN: 22-2509843

Category	Amount
NONE	

Note: To capture the full content of this document, please select landscape mode (11" x 8.5") when printing.

TY 2013 Depreciation Schedule

Name: ANGELO AND MARY CALI FAMILY FOUNDATION

EIN: 22-2509843

Description of Property	Date Acquired	Cost or Other Basis	Prior Years' Depreciation	Computation Method	Rate / Life (# of years)	Current Year's Depreciation Expense	Net Investment Income	Adjusted Net Income	Cost of Goods Sold Not Included
-------------------------	---------------	---------------------	---------------------------	--------------------	--------------------------	-------------------------------------	-----------------------	---------------------	---------------------------------

Note: To capture the full content of this document, please select landscape mode (11" x 8.5") when printing.

TY 2013 Gain/Loss from Sale of Other Assets Schedule

Name: ANGELO AND MARY CALI FAMILY FOUNDATION

EIN: 22-2509843

Name	Date Acquired	How Acquired	Date Sold	Purchaser Name	Gross Sales Price	Basis	Basis Method	Sales Expenses	Total (net)	Accumulated Depreciation
SPDR GOLD TRUST	2013-01		2013-12		112	112				

**TY 2013 Investments Corporate
Bonds Schedule****Name:** ANGELO AND MARY CALI FAMILY FOUNDATION**EIN:** 22-2509843

Name of Bond	End of Year Book Value	End of Year Fair Market Value
BANK OF AMERICAN 5% 5/27/26		
JPMORGAN CHASE 3.25% 5/31/21	25,000	25,216

TY 2013 Investments Corporate
Stock Schedule

Name: ANGELO AND MARY CALI FAMILY FOUNDATION
EIN: 22-2509843

Name of Stock	End of Year Book Value	End of Year Fair Market Value
ACTIVISION BLIZZARD INC	2,547	17,117
AMERISOURCEBERGEN CORP	455	2,812
AON PLC CL A	49,080	83,890
ARADIGM CORP	820	18
BERKSHIRE HATHAWAY INC	58,613	118,560
CELGENE CORP	98,469	473,110
CISCO SYSTEMS INC	32,719	53,608
CRH PLC ADR	16,150	12,775
CROSS TIMBERS ROYALTY TR	21	29
DENTSPLY INTERNATIONAL INC	33,240	72,720
EMULEX CORP	4,963	1,718
HEWLETT-PACKARD COMPANY	18,773	13,990
HUGOTON ROYALTY TRUST	736	195
INSMED INC	295	850
INTEGRATED DEVICE TECH	5,424	1,171
MACK CALI REALTY CORP	66,797	96,660
MENTOR GRAPHICS CORP	5,935	5,055
MERCK & CO INC	67,732	93,093
MICROSOFT CORP	35,502	74,820
NABORS INDUSTRIES LTD	5,215	3,398
PDI INC	4,945	241
QUEST DIAGNOSTICS INC	6,403	12,850
ISHARES FTSE/XINHUA CHINA	83,880	76,740
FURIEX PHARMACEUTICALS INC	93	588
ST. JUDE MEDICAL INC	4,787	18,585
STRYKER CORP	5,214	15,028
JENNISON VALUE FUND	89,760	110,173
ALLIANCE BERNSTEIN FUNDS-CL A	28,091	24,916
BLACKROCK EUROFUND	33,925	26,227
JENNISON UTILITY FUND	184,608	204,922

Name of Stock	End of Year Book Value	End of Year Fair Market Value
MUNDER GROWTH OPP. CL A	25,829	24,722
PRUDENTIAL WORLD FD INTL EQUIT	163,164	168,665
CORPORATE OFFICE PPTYS REIT TR	46,961	23,690
PHARMERICA CORP	14	22
SPDR GOLD TRUST ETF	12,456	22,063
WATTS WATER TECHNOLOGY	36,878	61,870
IVY FDS INC. ASSET STRATEGY	57,419	87,576
CSX CORP	65,417	86,310
CHICAGO BRIDGE AND IRON - NY	39,499	83,140
HAWAIIAN IND FUNDS	20,981	20,848
LTC PROPERTIES INC. REIT	16,943	21,234
WELLS FARGO 6881-9189 (SEE		
ATTACHMENT D)	138,887	152,986
WELLS FARGO 7135-1739 (SEE		
ATTACHMENT E)	195,255	251,670

TY 2013 Investments - Land Schedule

Name: ANGELO AND MARY CALI FAMILY FOUNDATION

EIN: 22-2509843

TY 2013 Land, Etc. Schedule**Name:** ANGELO AND MARY CALI FAMILY FOUNDATION**EIN:** 22-2509843

TY 2013 Other Expenses Schedule

Name: ANGELO AND MARY CALI FAMILY FOUNDATION

EIN: 22-2509843

Description	Revenue and Expenses per Books	Net Investment Income	Adjusted Net Income	Disbursements for Charitable Purposes
NJ DIV OF CONSUMER AFFAIRS	30			30
INVESTMENT ADVISORY FEES	7,999	7,999		
OTHER INVESTMENT FEES	112	112		
NJ DIVISION OF REVENUE	25			25
ROYALTY EXPENSE	5	5		

TY 2013 Other Income Schedule

Name: ANGELO AND MARY CALI FAMILY FOUNDATION


EIN: 22-2509843

Description	Revenue And Expenses Per Books	Net Investment Income	Adjusted Net Income
CROSS TIMBERS ROYALTY TRUST	3	3	
HUGOTON ROYALTY TRUST	27	27	

TY 2013 Taxes Schedule**Name:** ANGELO AND MARY CALI FAMILY FOUNDATION**EIN:** 22-2509843

Category	Amount	Net Investment Income	Adjusted Net Income	Disbursements for Charitable Purposes
FOREIGN TAX	1,187	1,187		
FEDERAL TAXES	2,500			

STATEMENT A



2013 ENHANCED SUMMARY

Page 7 of 19

As of Date: 2/07/14

Account Number: 1154-8380

ANGELO R CALI & MARY V CALI
FAMILY FOUNDATION INC
C/O CALI FUTURES
11 COMMERCE DR , SUITE # 206
CRANFORD NJ 07016-3513

Your Financial Advisor :
ALFONSO GIALANELLA
600 SOUTH AVE W
2ND FL
WESTFIELD NJ 07090
(877) 334-1143

Year-End Account Summary

**This information is NOT provided to the Internal Revenue Service, but is being provided to you for courtesy purposes.
Please consult with your Financial Advisor or Tax Advisor regarding specific questions.**

For noncovered transactions, we provide supplemental cost basis information, when it is available, to assist you with completing your tax return, however, THIS INFORMATION IS NOT PROVIDED TO THE INTERNAL REVENUE SERVICE

LONG TERM GAINS OR LOSSES (Box 1c) FOR NONCOVERED SECURITIES (Box 6)

Proceeds from Broker and Barter Exchange Transactions for 2013

8-Description / CUSIP 1a-Date of Sale or Exchange	1e-Quantity Sold	1b-Date of Acquisition	2a-Sales Price*	3-Cost or Other Basis	Supplemental Information	
					Gain or Loss Amount	Additional Information
CRH PLC ADR / 12626K203						
12/11/13	300 0000	02/16/06	7,068 18	9,679 80	-2,611 62	SALE
12/11/13	200 0000	02/16/06	4,719 12	6,453 20	-1,734 08	SALE
PRUDENTIAL SECTOR FDS / 74441P858						
UTILITY FD CL A						
	153 7333	09/29/06	2,158 19	2,441 28	-283 09	
	129 3880	12/22/06	1,816 42	1,814 02	2 40	
	3,990 3827	12/22/06	56,019 39	55,945 17	74 22	
12/11/13	4,273 5040	Various	59,994 00	60,200 47	-206 47	SALE
						TOTAL 3 LOTS
TOTAL LONG TERM GAINS OR LOSSES FOR NONCOVERED SECURITIES			71,781.30	76,333.47	-4,552.17	

STATEMENT B



2013 ENHANCED SUMMARY

Page 5 of 20

As of Date: 2/07/14

ANGELO R CALI AND MARY V CALI
FAMILY FOUNDATION INC
C/O CALI FUTURES(LAZARD)
11 COMMERCE DR, SUITE 206
CRANFORD NJ 07016-3513

Your Financial Advisor :
ALFONSO GIALANELLA
600 SOUTH AVE W
2ND FL
WESTFIELD NJ 07090
(877) 334-1143

Account Number: 6881-9189

Year-End Account Summary

This information is NOT provided to the Internal Revenue Service, but is being provided to you for courtesy purposes.
Please consult with your Financial Advisor or Tax Advisor regarding specific questions.

For noncovered transactions, we provide supplemental cost basis information, when it is available, to assist you with completing your tax return, however, THIS INFORMATION IS NOT PROVIDED TO THE INTERNAL REVENUE SERVICE

SHORT TERM GAINS OR LOSSES (Box 1c) FOR COVERED SECURITIES (Box 6)

Proceeds from Broker and Barter Exchange Transactions for 2013

8-Description / CUSIP 1a-Date of Sale or Exchange	1e-Quantity Sold	1b-Date of Acquisition	2a-Sales Price*	3-Cost or Other Basis	Supplemental Information	
					Gain or Loss Amount	Additional Information
BAIDU INC ADR / 056752108						
03/27/13	1 0000	10/23/12	87 62	114 45	-26 83	SALE
09/13/13	18 0000	10/23/12	2,563 82	2,059 98	503 84	SALE
WYNN MACAU LTD / 98313R106						
UNSPONSORED ADR						
03/27/13	1 0000	11/02/12	26 43	30 22	-3 79	SALE
TOTAL SHORT TERM GAINS OR LOSSES FOR COVERED SECURITIES			2,677.87	2,204.65	473.22	

SHORT TERM GAINS OR LOSSES (Box 1c) FOR NONCOVERED SECURITIES (Box 6)

Proceeds from Broker and Barter Exchange Transactions for 2013

8-Description / CUSIP 1a-Date of Sale or Exchange	1e-Quantity Sold	1b-Date of Acquisition	2a-Sales Price*	3-Cost or Other Basis	Supplemental Information	
					Gain or Loss Amount	Additional Information
CIELO SA / 171778202						
SPONSORED ADR						
05/09/13	0 4000	05/09/13	11 25	0 00	11 25	CASH IN LIEU
TOTAL SHORT TERM GAINS OR LOSSES FOR NONCOVERED SECURITIES			11.25	0.00	11.25	

2013 ENHANCED SUMMARY

Page 6 of 20

As of Date: 2/07/14

ANGELO R CALI AND MARY V CALI
FAMILY FOUNDATION INC
C/O CALI FUTURES(LAZARD)
11 COMMERCE DR, SUITE 206
CRANFORD NJ 07016-3513

Your Financial Advisor :
ALFONSO GIALANELLA
600 SOUTH AVE W
2ND FL
WESTFIELD NJ 07090
(877) 334-1143

Account Number: 6881-9189

Year-End Account Summary

This information is NOT provided to the Internal Revenue Service, but is being provided to you for courtesy purposes.
Please consult with your Financial Advisor or Tax Advisor regarding specific questions.

LONG TERM GAINS OR LOSSES (Box 1c) FOR COVERED SECURITIES (Box 6) Proceeds from Broker and Barter Exchange Transactions for 2013

8-Description / CUSIP 1a-Date of Sale or Exchange	1e-Quantity Sold	1b-Date of Acquisition	2a-Sales Price*	3-Cost or Other Basis	Supplemental Information	
					Gain or Loss Amount	Additional Information
CLICKS GROUP LTD / 18682W205 SPONSORED ADR 03/27/13	2 0000	06/09/11	50 20	50 65	-0 45	SALE
GAZPROM O A O / 368287207 SPONSORED ADR 03/27/13	1 0000	08/12/11	8 71	11 46	-2 75	SALE
KB FINANCIAL GROUP INC / 48241A105 ADR 03/27/13	3 0000	09/08/11	98 79	117 09	-18 30	SALE
LUKOIL OIL CO / 677862104 SPONS ADR RUSSIA 01/04/13	13 0000	08/12/11	868 42	722 22	146 20	SALE
PT BANK MANDIRI PERSERO / 69367U105 TBK-UNSPONSORED ADR 03/27/13	29 0000	01/04/11	297 24	210 77	86 47	SALE
PTT EXPLORATION & PR / 69364V106 SPONSORED ADR 03/27/13	3 0000	06/30/11	30 00	33 36	-3 36	SALE
VODACOM GROUP LTD / 92858D101 UNSPONSORED ADR 03/27/13	1 0000	02/02/12	11 94	13 01	-1 07	SALE



2013 ENHANCED SUMMARY

Page 7 of 20

As of Date: 2/07/14

Account Number: 6881-9189

ANGELO R CALI AND MARY V CALI
FAMILY FOUNDATION INC
C/O CALI FUTURES(LAZARD)
11 COMMERCE DR, SUITE 206
CRANFORD NJ 07016-3513

Your Financial Advisor :
ALFONSO GIALANELLA
600 SOUTH AVE W
2ND FL
WESTFIELD NJ 07090
(877) 334-1143

Year-End Account Summary

This information is NOT provided to the Internal Revenue Service, but is being provided to you for courtesy purposes.
Please consult with your Financial Advisor or Tax Advisor regarding specific questions.

LONG TERM GAINS OR LOSSES (Box 1c) FOR COVERED SECURITIES (Box 6)

continued

Proceeds from Broker and Barter Exchange Transactions for 2013

8-Description / CUSIP 1a-Date of Sale or Exchange	1e-Quantity Sold	1b-Date of Acquisition	2a-Sales Price*	3-Cost or Other Basis	Supplemental Information Gain or Loss Amount Additional Information	
YPF SOCIEDAD ANONIMA / 984245100 SPONS ADR 03/27/13	3 0000	03/17/11	44 02	138 18	-94 16	SALE
TOTAL LONG TERM GAINS OR LOSSES FOR COVERED SECURITIES			1,409.32	1,296.74	112.58	

LONG TERM GAINS OR LOSSES (Box 1c) FOR NONCOVERED SECURITIES (Box 6)

Proceeds from Broker and Barter Exchange Transactions for 2013

8-Description / CUSIP 1a-Date of Sale or Exchange	1e-Quantity Sold	1b-Date of Acquisition	2a-Sales Price*	3-Cost or Other Basis	Supplemental Information Gain or Loss Amount Additional Information	
AKBANK TURK ANONIM / 009719501 SIRKETI ADR 03/27/13	9 0000	06/17/09	92 43	53 67	38 76	SALE
AMERICA MOVIL SAB DE CV / 02364W105 ADR SERIES L 04/18/13	72 0000	06/17/09	1,433 36	1,321 92	111 44	SALE
07/23/13	92 0000	06/17/09	1,947 23	1,689 12	258 11	SALE
BANCO DO BRASIL SA / 059578104 SPONSORED ADR 03/27/13	4 0000	01/04/10	53 60	71 33	-17 73	SALE
BANCO MACRO SA ADR / 05961W105 03/27/13	2 0000	06/17/09	29 84	29 52	0 32	SALE

2013 ENHANCED SUMMARY

Page 8 of 20

As of Date: 2/07/14

ANGELO R CALI AND MARY V CALI
FAMILY FOUNDATION INC
C/O CALI FUTURES(LAZARD)
11 COMMERCE DR, SUITE 206
CRANFORD NJ 07016-3513

Your Financial Advisor :
ALFONSO GIALANELLA
600 SOUTH AVE W
2ND FL
WESTFIELD NJ 07090
(877) 334-1143

Account Number: 6881-9189

Year-End Account Summary

This information is NOT provided to the Internal Revenue Service, but is being provided to you for courtesy purposes.
Please consult with your Financial Advisor or Tax Advisor regarding specific questions.

LONG TERM GAINS OR LOSSES (Box 1c) FOR NONCOVERED SECURITIES (Box 6)

continued

Proceeds from Broker and Barter Exchange Transactions for 2013

8-Description / CUSIP 1a-Date of Sale or Exchange	1e-Quantity Sold	1b-Date of Acquisition	2a-Sales Price*	3-Cost or Other Basis	Supplemental Information	
					Gain or Loss Amount	Additional Information
CHINA CONSTRUCTION BANK / 168919108 CORP - UNSPON ADR 03/27/13	3 0000	04/22/10	49 01	49 54	-0 53	SALE
CIELO SA / 171778202 SPONSORED ADR	18 1398	05/26/10	522 60	313 31	209 29	
	30 8602	11/09/10	889 09	564 08	325 01	
01/08/13	49 0000	Various	1,411 69	877 39	534 30	SALE
03/27/13	4 0000	11/09/10	118 16	73 12	45 04	SALE
12/19/13	25 0000	11/09/10	702 93	381 70	321 23	SALE
12/20/13	6 0000	11/09/10	167 38	91 61	75 77	SALE
COMMERCIAL INTERNATIONAL / 201712304 BANK 03/27/13	6 0000	07/20/09	26 41	25 27	1 14	SALE
COMPANHIA DE BEBIDAS / 20441W203 DAS AMERSAMBEV SPONS ADR REPSTG PFD SHS 03/27/13	1 0000	12/22/10	41 57	29 86	11 71	SALE
GRUPO TELEVISAO S A / 40049J206 DE CV GLOBAL DEP RCPT REP ADR 144A PARTN CTF 02/25/13	41 0000	06/17/09	1,086 48	703 09	383 39	SALE
03/27/13	1 0000	06/17/09	26 47	17 15	9 32	SALE

TOTAL 2 LOTS



2013 ENHANCED SUMMARY

Page 9 of 20

As of Date: 2/07/14

Account Number: 6881-9189

ANGELO R CALI AND MARY V CALI
FAMILY FOUNDATION INC
C/O CALI FUTURES(LAZARD)
11 COMMERCE DR, SUITE 206
CRANFORD NJ 07016-3513

Your Financial Advisor :
ALFONSO GIALANELLA
600 SOUTH AVE W
2ND FL
WESTFIELD NJ 07090
(877) 334-1143

Year-End Account Summary

This information is NOT provided to the Internal Revenue Service, but is being provided to you for courtesy purposes.
Please consult with your Financial Advisor or Tax Advisor regarding specific questions.

LONG TERM GAINS OR LOSSES (Box 1c) FOR NONCOVERED SECURITIES (Box 6)

continued

Proceeds from Broker and Barter Exchange Transactions for 2013

8-Description / CUSIP 1a-Date of Sale or Exchange	1e-Quantity Sold	1b-Date of Acquisition	2a-Sales Price*	3-Cost or Other Basis	Supplemental Information	
					Gain or Loss Amount	Additional Information
KIMBERLY CLARK DE / 494386204 MEXICO S A B DE CV ADR 03/27/13	4 0000	06/17/09	66 48	25 06	41 42	SALE
MOBILE TELESYSTEMS - / 607409109 SPON ADR 03/27/13	3 0000	06/17/09	62 23	46 83	15 40	SALE
NEDBANK GROUP LTD-SPONS / 63975K104 ADR 03/27/13	4 0000	06/17/09	83 08	46 60	36 48	SALE
ORIFLAME COSMETICS SA / 686194200 SPONSORED ADR 03/27/13	5 0000	06/17/09	84 85	116 20	-31 35	SALE
PERUSAHAAN PERSEROAN / 715684106 PERSERO PT INDONESIA TELEKOMUNIKASI SPON ADR 03/27/13	2 0000	06/17/09	89 52	58 74	30 78	SALE
05/07/13	10 0000	06/17/09	477 64	293 69	183 95	SALE
05/08/13	18 0000	06/17/09	859 09	528 63	330 46	SALE
PHILIPPINE LONG / 718252604 DISTANCE TELEPHONE CO SPONSORED ADR 03/27/13	19 0000	06/17/09	1,349 34	926 44	422 90	SALE

2013 ENHANCED SUMMARY

Page 10 of 20

As of Date: 2/07/14

Account Number: 6881-9189

ANGELO R CALI AND MARY V CALI
FAMILY FOUNDATION INC
C/O CALI FUTURES(LAZARD)
11 COMMERCE DR, SUITE 206
CRANFORD NJ 07016-3513

Your Financial Advisor :
ALFONSO GIALANELLA
600 SOUTH AVE W
2ND FL
WESTFIELD NJ 07090
(877) 334-1143

Year-End Account Summary

This information is NOT provided to the Internal Revenue Service, but is being provided to you for courtesy purposes.
Please consult with your Financial Advisor or Tax Advisor regarding specific questions.

LONG TERM GAINS OR LOSSES (Box 1c) FOR NONCOVERED SECURITIES (Box 6) Proceeds from Broker and Barter Exchange Transactions for 2013

continued

8-Description / CUSIP 1a-Date of Sale or Exchange	1e-Quantity Sold	1b-Date of Acquisition	2a-Sales Price*	3-Cost or Other Basis	Supplemental Information	
					Gain or Loss Amount	Additional Information
PPC LTD / 69354A104 ADR 03/27/13	6 0000	06/17/09	41 27	43 50	-2 23	SALE
PT SEMEN INDONESIA ADR / 69367J100 PERSERO TBK	2 5000 9 5000	11/10/10 12/08/10	81 53 309 83	53 47 206 64	28 06 103 19	
02/01/13	12 0000	Various	391 36	260 11	131 25	SALE
03/27/13	1 0000	12/08/10	37 26	21 76	15 50	SALE
PT UNITED TRACTORS TBK / 69367T108 UNSPONSORED ADR 03/27/13	2 0000	07/10/09	73 16	40 72	32 44	SALE
SANLAM LTD SPONSORED ADR / 80104Q208 03/27/13	2 0000	06/17/09	49 82	21 50	28 32	SALE
SHINHAN FINL GRP ADR / 824596100 03/27/13	3 0000	06/17/09	106 54	70 88	35 66	SALE
STANDARD BK GROUP LTD / 853118206 SPONSORED ADR 03/27/13	8 0000	07/17/09	102 56	95 30	7 26	SALE
TAIWAN SEMICONDUCTOR / 874039100 MFG CO LTD ADR 01/03/13	54 0000	06/17/09	975 88	500 89	474 99	SALE
03/27/13	1 0000	06/17/09	17 09	9 28	7 81	SALE



2013 ENHANCED SUMMARY

Page 11 of 20

As of Date: 2/07/14

Account Number: 6881-9189

ANGELO R CALI AND MARY V CALI
FAMILY FOUNDATION INC
C/O CALI FUTURES(LAZARD)
11 COMMERCE DR, SUITE 206
CRANFORD NJ 07016-3513

Your Financial Advisor :
ALFONSO GIALANELLA
600 SOUTH AVE W
2ND FL
WESTFIELD NJ 07090
(877) 334-1143

Year-End Account Summary

This information is NOT provided to the Internal Revenue Service, but is being provided to you for courtesy purposes.
Please consult with your Financial Advisor or Tax Advisor regarding specific questions.

LONG TERM GAINS OR LOSSES (Box 1c) FOR NONCOVERED SECURITIES (Box 6)

continued

Proceeds from Broker and Barter Exchange Transactions for 2013

8-Description / CUSIP 1a-Date of Sale or Exchange	1e-Quantity Sold	1b-Date of Acquisition	2a-Sales Price*	3-Cost or Other Basis	Supplemental Information	
					Gain or Loss Amount	Additional Information
TIGER BRANDS LTD-SPON / 88673M201 ADR 03/27/13	1 0000	06/17/09	31 16	17 95	13 21	SALE
TURKCELL ILETISIM / 900111204 HIZMETLERI 05/01/13	91 0000	06/17/09	1,400 34	1,217 55	182 79	SALE
VALE S A - SPONSORED ADR / 91912E204 REPSTG PFD 03/27/13	8 0000	02/10/10	131 39	181 39	-50 00	SALE
08/19/13	50 0000	02/10/10	668 66	1,133 65	-464 99	SALE
WEICHAI POWER CO LTD - / 948597109 UNSPON ADR 03/27/13	3 0000	11/10/10	39 94	69 44	-29 50	SALE
TOTAL LONG TERM GAINS OR LOSSES FOR NONCOVERED SECURITIES			14,325.22	11,140.40	3,184.82	

*Box 2a Sales price less commissions and option premiums

STATEMENT C



2013 ENHANCED SUMMARY

Page 5 of 13

As of Date: 2/07/14

Account Number: 7135-1739

ANGELO R CALI & MARY V CALI
FAMILY FOUNDATION INC
C/O CALI FUTURES (AG MGMT)
11 COMMERCE DR, SUITE 206
CRANFORD NJ 07016-3513

Your Financial Advisor :
ALFONSO GIALANELLA
600 SOUTH AVE W
2ND FL
WESTFIELD NJ 07090
(877) 334-1143

Year-End Account Summary

**This information is NOT provided to the Internal Revenue Service, but is being provided to you for courtesy purposes.
Please consult with your Financial Advisor or Tax Advisor regarding specific questions.**

For noncovered transactions, we provide supplemental cost basis information, when it is available, to assist you with completing your tax return, however, THIS INFORMATION IS NOT PROVIDED TO THE INTERNAL REVENUE SERVICE

SHORT TERM GAINS OR LOSSES (Box 1c) FOR COVERED SECURITIES (Box 6) Proceeds from Broker and Barter Exchange Transactions for 2013

8-Description / CUSIP 1a-Date of Sale or Exchange	1e-Quantity Sold	1b-Date of Acquisition	2a-Sales Price*	3-Cost or Other Basis	Supplemental Information	
					Gain or Loss Amount	Additional Information
CHICAGO BRIDGE AND / 167250109 IRON - NEW YORK SHARES 07/01/13	127 0000	10/17/12	7,611 65	4,982 46	2,629 19	SALE
COOPER TIRE & RUBBER CO / 216831107 06/20/13	243 0000	10/17/12	7,678 20	4,981 07	2,697 13	SALE
DEAN FOODS CO / 242370104 04/29/13	265 0000	10/23/12	5,004 35	4,886 60	117 75	SALE
NORTHROP GRUMMAN CORP / 666807102 NEW 02/21/13	71 0000	10/17/12	4,640 22	5,009 05	-368 83	SALE
PORTLAND GENERAL / 736508847 ELECTRIC 11/18/13	175 0000	02/25/13	5,151 75	5,119 64	32 11	SALE
PROCTER & GAMBLE CO / 742718109 06/10/13	68 0000	02/04/13	5,284 19	5,106 55	177 64	SALE
TOTAL SHORT TERM GAINS OR LOSSES FOR COVERED SECURITIES			35,370.36	30,085.37	5,284.99	

2013 ENHANCED SUMMARY

Page 6 of 13

As of Date: 2/07/14

ANGELO R CALI & MARY V CALI
FAMILY FOUNDATION INC
C/O CALI FUTURES (AG MGMT)
11 COMMERCE DR, SUITE 206
CRANFORD NJ 07016-3513

Your Financial Advisor :
ALFONSO GIALANELLA
600 SOUTH AVE W
2ND FL
WESTFIELD NJ 07090
(877) 334-1143

Account Number: 7135-1739

Year-End Account Summary

This information is NOT provided to the Internal Revenue Service, but is being provided to you for courtesy purposes.
Please consult with your Financial Advisor or Tax Advisor regarding specific questions.

LONG TERM GAINS OR LOSSES (Box 1c) FOR COVERED SECURITIES (Box 6)

Proceeds from Broker and Barter Exchange Transactions for 2013

8-Description / CUSIP 1a-Date of Sale or Exchange		1e-Quantity Sold	1b-Date of Acquisition	2a-Sales Price*	3-Cost or Other Basis	Supplemental Information Gain or Loss Amount Additional Information	
DELEK US HOLDINGS INC / 246647101 11/18/13		194 0000	10/17/12	5,106 20	4,980 76	125 44	SALE
TYCO INTERNATIONAL LTD / H89128104 SHS 11/18/13		179 0000	10/17/12	6,728 72	4,982 68	1,746 04	SALE
TOTAL LONG TERM GAINS OR LOSSES FOR COVERED SECURITIES				11,834.92	9,963.44	1,871.48	

*Box 2a Sales price less commissions and option premiums

STATEMENT D

**ANGELO R CALI AND MARY V CALI
FAMILY FOUNDATION INC
C/O CALI FUTURES(LAZARD)**

DECEMBER 1 - DECEMBER 31, 2013
ACCOUNT NUMBER 6881-9189

Additional information

	THIS PERIOD	THIS YEAR		THIS PERIOD	THIS YEAR
Gross proceeds	870 31	18,423 66	Foreign withholding	0 00	-491 38

Portfolio detail

Cash and Sweep Balances

Sweep Balances - You have the right, in the course of normal business operations, to withdraw balances in the Bank Deposit Sweep or redeem shares of the money market mutual fund used in the sweep, subject to any open commitments in any of your accounts and have the proceeds returned to your accounts or remitted to you. Note, however, that as required by federal banking regulations, the banks in the Bank Deposit Sweep reserve the right to require seven days prior notice before permitting a transfer out of the Bank Deposit Sweep. In addition, the money market mutual funds in the sweep reserve the right to require one or more day's prior notice before permitting withdrawals.

Bank Deposit Sweep - Consists of monies held at Wells Fargo Bank, N.A. and (if amounts exceed \$250,000) at one or more other Wells Fargo affiliated banks. These assets are not covered by SIPC, but are instead eligible for FDIC insurance of up to \$250,000 per depositor, per institution, in accordance with FDIC rules. For additional information on the Bank Deposit Sweep for your account, please contact Your Financial Advisor.

DESCRIPTION	% OF ACCOUNT	ANNUAL PERCENTAGE YIELD EARNED*	CURRENT MARKET VALUE	ESTIMATED ANNUAL INCOME
Cash	-0 39	0 00	-618 76	0 00
BANK DEPOSIT SWEEP	4 26	0 01	6,778 01	0 67
Interest Period 12/01/13 - 12/31/13				
Total Cash and Sweep Balances	3.87		\$6,159.25	\$0.67

* APYE measures the total amount of the interest paid on an account based on the interest rate and the frequency of the compounding during the interest period. The annual percentage yield earned is expressed as an annualized rate, based on a 365 day year.

Stocks, options & ETFs

Stocks and ETFs

DESCRIPTION	% OF ACCOUNT	QUANTITY	ADJ PRICE/ ORIG PRICE	ADJ COST/ ORIG COST	CURRENT PRICE	CURRENT MARKET VALUE	UNREALIZED GAIN/LOSS	ESTIMATED	
								ANNUAL INCOME	ANNUAL YIELD (%)
AKBANK TURK ANONIM SIRKETI ADR AKBTY									
Acquired 06/17/09 L nc		200	7 95	1,192 48		1,250 00	57 52		
Acquired 12/27/10 L nc		21	11 07	232 56		131 25	-101 31		
Acquired 03/03/11 L		24	8 86	212 67		150 00	-62 67		
Acquired 12/19/13 S		174	6 71	1,168 10		1,087 50	-80 60		
Total	1.65	419		\$2,805.81	6.2500	\$2,618.75	-\$187.06	\$49.44	1.89



ANGELO R CALI AND MARY V CALI
FAMILY FOUNDATION INC
C/O CALI FUTURES(LAZARD)

DECEMBER 1 - DECEMBER 31, 2013
ACCOUNT NUMBER 6881-9189

Stocks, options & ETFs

Stocks and ETFs continued

DESCRIPTION	% OF ACCOUNT	QUANTITY	ADJ PRICE/ ORIG PRICE	ADJ COST/ ORIG COST	CURRENT PRICE	CURRENT MARKET VALUE	UNREALIZED GAIN/LOSS	ESTIMATED	
								ANNUAL INCOME	ANNUAL YIELD (%)
AMBEV SA ADR SPONSORED ADR ABEV									
Acquired 12/22/10 L nc		40	5 97	238 81		294 00	55 19		
Acquired 03/03/11 L		175	5 58	977 13		1,286 25	309 12		
Acquired 04/11/11 L		125	5 89	736 25		918 75	182 50		
Acquired 09/24/12 L		55	7 67	422 09		404 25	-17 84		
Total	1.82	395		\$2,374.28	7.3500	\$2,903.25	\$528.97	\$383.94	13.22
BAIDU INC ADR BIDU									
Acquired 10/23/12 L		1	114 44	114 44		177 88	63 44		
Acquired 02/14/13 S		17	95 35	1,621 11		3,023 96	1,402 85		
Acquired 03/20/13 S		9	85 84	772 64		1,600 92	828 28		
Total	3.02	27		\$2,508.19	177.8800	\$4,802.76	\$2,294.57	N/A	N/A
BANCO DO BRASIL SA SPONSORED ADR BDORY									
Acquired 01/04/10 L nc		107	17 83	1,907 99		1,110 98	-797 01		
Acquired 02/02/10 L nc		123	17 12	2,106 77		1,277 11	-829 66		
Acquired 03/03/11 L		28	18 25	511 00		290 72	-220 28		
Acquired 05/13/11 L		27	17 81	481 00		280 34	-200 66		
Acquired 04/23/12 L		91	12 80	1,164 80		944 85	-219 95		
Acquired 11/23/12 L		53	10 43	553 30		550 30	-3 00		
Acquired 11/21/13 S		57	11 31	645 06		591 83	-53 23		
Total	3.17	486		\$7,369.92	10.3830	\$5,046.13	-\$2,323.79	\$234.73	4.65
BANCO MACRO SA ADR BMA									
Acquired 06/17/09 L nc		63	14 75	929 70		1,529 01	599 31		
Acquired 03/29/11 L		13	39 45	512 85		315 51	-197 34		
Acquired 05/03/11 L		10	37 69	376 96		242 70	-134 26		
Acquired 08/08/11 L		16	29 30	468 86		388 32	-80 54		
Total	1.56	102		\$2,288.37	24.2700	\$2,475.54	\$187.17	N/A	N/A
BIDVEST GROUP LTD SPONS ADR BDVSY									
Acquired 03/03/11 L		46	44 97	2,068 75		2,370 84	302 09		
Acquired 03/24/11 L		6	43 03	258 19		309 24	51 05		

ANGELO R CALI AND MARY V CALI
FAMILY FOUNDATION INC
C/O CALI FUTURES(LAZARD)

DECEMBER 1 - DECEMBER 31, 2013
ACCOUNT NUMBER 6881-9189

Stocks, options & ETFs

Stocks and ETFs continued

DESCRIPTION	% OF ACCOUNT	QUANTITY	ADJ PRICE/ ORIG PRICE	ADJ COST/ ORIG COST	CURRENT PRICE	CURRENT MARKET VALUE	UNREALIZED GAIN/LOSS	ESTIMATED	
								ANNUAL INCOME	ANNUAL YIELD (%)
Acquired 05/16/11 L		10	43 06	430 69		515 40	84 71		
Total	2.01	62		\$2,757.63	51.5400	\$3,195.48	\$437.85	\$76.69	2.40
CHINA CONSTRUCTION BANK CORP - UNSPON ADR CICHY									
Acquired 04/22/10 L nc		82	16 51	1,353 98		1,244 76	-109 22		
Acquired 05/10/10 L nc		37 50000	16 44	616 55		569 25	-47 30		
Acquired 05/28/10 L nc		37 50000	16 14	605 38		569 25	-36 13		
Acquired 04/05/12 L		63	15 47	975 05		956 34	-18 71		
Acquired 05/03/12 L		74	15 42	1,141 69		1,123 32	-18 37		
Acquired 07/27/12 L		37	12 78	472 99		561 66	88 67		
Acquired 08/30/12 L		49	13 25	649 58		743 82	94 24		
Total	3.62	380		\$5,815.22	15.1800	\$5,768.40	-\$46.82	\$277.78	4.82
CHINA MOBILE LTD SPONS ADR CHL									
Acquired 02/06/12 L		26	50 37	1,309 64		1,359 54	49 90		
Acquired 02/15/12 L		31	52 15	1,616 66		1,620 99	4 33		
Acquired 03/09/12 L		28	54 06	1,513 92		1,464 12	-49 80		
Total	2.79	85		\$4,440.22	52.2900	\$4,444.65	\$4.43	\$171.27	3.85
CIELO SA SPONSORED ADR CIOXY									
Acquired 11/09/10 L nc		23 12260	18 23	353 02		647 43	294 41		
Acquired 11/30/10 L nc		20 54069	18 67	321 22		575 14	253 92		
Acquired 03/03/11 L		21 11135	16 83	297 64		591 12	293 48		
Acquired 11/14/12 L		63 45070	22 33	1,416 87		1,776 62	359 75		
Acquired 02/07/13 S		10 77466	23 76	256 05		301 69	45 64		
Total	2.45	139		\$2,644.80	28.0000	\$3,892.00	\$1,247.20	\$129.40	3.32
CLICKS GROUP LTD SPONSORED ADR CLCGY									
Acquired 06/09/11 L		174	12 66	2,202 92		2,105 23	-97 69		
Acquired 06/29/11 L		66	12 46	822 41		798 53	-23 88		
Total	1.82	240		\$3,025.33	12.0990	\$2,903.76	-\$121.57	\$61.20	2.11



ANGELO R CALI AND MARY V CALI
FAMILY FOUNDATION INC
C/O CALI FUTURES(LAZARD)

DECEMBER 1 - DECEMBER 31, 2013
ACCOUNT NUMBER 6881-9189

Stocks, options & ETFs

Stocks and ETFs continued

DESCRIPTION	% OF ACCOUNT	QUANTITY	ADJ PRICE/ ORIG PRICE	ADJ COST/ ORIG COST	CURRENT PRICE	CURRENT MARKET VALUE	UNREALIZED GAIN/LOSS	ESTIMATED	
								ANNUAL INCOME	ANNUAL YIELD (%)
CNOOC LTD-ADR CEO									
Acquired 08/30/12 L		13	189 80	2,467 44		2,439 58	-27 86		
Acquired 09/17/12 L		2	208 14	416 29		375 32	-40 97		
Total	1.77	15		\$2,883.73	187.6600	\$2,814.90	-\$68.83	\$99.22	3.52
COMMERCIAL INTERNATIONAL BANK CIBEY									
Acquired 07/20/09 L nc		400 50000	2 80	1,124 45		1,802 25	677 80		
Acquired 05/10/11 L		118 50000	3 24	384 73		533 25	148 52		
Total	1.47	519		\$1,509.18	4.5000	\$2,335.50	\$826.32	\$56.05	2.40
GAZPROM O A O SPONSORED ADR OGZPY									
Acquired 08/12/11 L		186	11 45	2,129 78		1,608 90	-520 88		
Acquired 09/06/11 L		59	11 46	676 18		510 35	-165 83		
Acquired 07/26/12 L		66	8 98	593 19		570 90	-22 29		
Acquired 07/15/13 S		114	7 46	851 44		986 10	134 66		
Acquired 11/15/13 S		69	9 04	624 24		596 85	-27 39		
Total	2.69	494		\$4,874.83	8.6500	\$4,273.10	-\$601.73	\$141.28	3.31
GRUPO TELEVISIA S A DE CV GLOBAL DEP RCPT REP ADR 144A PARTN CTF TV									
Acquired 06/17/09 L nc		31	17 14	531 59		938 06	406 47		
Acquired 08/25/09 L nc		44	17 72	779 80		1,331 44	551 64		
Acquired 09/15/09 L nc		9	18 19	163 73		272 34	108 61		
Total	1.60	84		\$1,475.12	30.2600	\$2,541.84	\$1,066.72	\$21.08	0.83
IMPERIAL HOLDINGS ADR IHLDY									
Acquired 02/19/13 S		69	22 96	1,584 41		1,335 15	-249 26		
Acquired 06/03/13 S		30	20 91	627 31		580 50	-46 81		
Acquired 10/21/13 S		41	22 59	926 49		793 35	-133 14		
Total	1.70	140		\$3,138.21	19.3500	\$2,709.00	-\$429.21	\$95.20	3.51

ANGELO R CALI AND MARY V CALI
FAMILY FOUNDATION INC
C/O CALI FUTURES(LAZARD)

DECEMBER 1 - DECEMBER 31, 2013
ACCOUNT NUMBER 6881-9189

Stocks, options & ETFs

Stocks and ETFs continued

DESCRIPTION	% OF ACCOUNT	QUANTITY	ADJ PRICE/ ORIG PRICE	ADJ COST/ ORIG COST	CURRENT PRICE	CURRENT MARKET VALUE	UNREALIZED GAIN/LOSS	ESTIMATED	
								ANNUAL INCOME	ANNUAL YIELD (%)
KB FINANCIAL GROUP INC ADR KB									
Acquired 09/08/11 L		71	39 03	2,771 13		2,876 21	105 08		
Acquired 11/23/11 L		25	31 52	788 14		1,012 75	224 61		
Acquired 01/25/12 L		11	36 79	404 75		445 61	40 86		
Total	2.72	107		\$3,964.02	40.5100	\$4,334.57	\$370.55	\$41.73	0.96
KIMBERLY CLARK DE MEXICO S A B DE CV ADR KCDMY									
Acquired 06/17/09 L nc	2 74	307	6 26	1,922 83	14 2200	4,365 54	2,442 71	156 87	3 59
KOC HOLDING AS-UNSPON ADR KHOLY									
Acquired 12/18/09 L nc		89 48591	13 33	1,193 69		1,844 30	650 61		
Acquired 03/03/11 L		53 51409	18 70	1,001 54		1,102 93	101 39		
Acquired 03/27/13 S		1	27 98	27 99		20 61	-7 38		
Acquired 11/13/13 S		27	21 98	593 50		556 47	-37 03		
Total	2.21	171		\$2,816.72	20.6100	\$3,524.31	\$707.59	\$70.45	2.00
LUKOIL OIL CO SPONS ADR RUSSIA LUKOY									
Acquired 08/12/11 L		25	55 55	1,388 87		1,578 00	189 13		
Acquired 09/06/11 L		11	57 90	636 99		694 32	57 33		
Total	1.43	36		\$2,025.86	63.1200	\$2,272.32	\$246.46	\$131.61	5.79
MOBILE TELESYSTEMS - SPON ADR MBT									
Acquired 06/17/09 L nc		121	38 87	1,888 54		2,617 23	728 69		
Acquired 11/24/10 L nc		93	21 42	1,992 81		2,011 59	18 78		
Acquired 03/03/11 L		6	19 25	115 55		129 78	14 23		
Acquired 10/26/12 L		18	16 70	300 73		389 34	88 61		
Total	3.23	238		\$4,297.63	21.6300	\$5,147.94	\$850.31	\$239.19	4.65



ANGELO R CALI AND MARY V CALI
FAMILY FOUNDATION INC
C/O CALI FUTURES(LAZARD)

DECEMBER 1 - DECEMBER 31, 2013
ACCOUNT NUMBER 6881-9189

Stocks, options & ETFs

Stocks and ETFs continued

DESCRIPTION	% OF ACCOUNT	QUANTITY	ADJ PRICE/ ORIG PRICE	ADJ COST/ ORIG COST	CURRENT PRICE	CURRENT MARKET VALUE	UNREALIZED GAIN/LOSS	ESTIMATED	
								ANNUAL INCOME	ANNUAL YIELD (%)
NEDBANK GROUP LTD-SPONS									
ADR									
NDBKY									
Acquired 06/17/09 L nc	2.02	160	11.65	1,864.00	20.0700	3,211.20	1,347.20	108.80	3.38
NETEASE INC									
ADR									
NTES									
Acquired 08/25/09 L nc		27	42.50	1,147.50		2,122.20	974.70		
Acquired 11/02/09 L nc		11	37.43	411.80		864.60	452.80		
Acquired 12/23/09 L nc		10	37.18	371.80		786.00	414.20		
Acquired 03/27/13 S		5	54.70	273.50		393.00	119.50		
Total	2.62	53		\$2,204.60	78.6000	\$4,165.80	\$1,961.20	N/A	N/A
ORASCOM CONSTRUCTION									
INDS SAE-SPONSORED ADR									
ORSCY									
Acquired 12/29/10 L nc		45	48.55	2,184.98		1,665.00	-519.98		
Acquired 03/31/11 L		23	41.95	965.07		851.00	-114.07		
Acquired 03/27/13 S		2	34.45	68.90		74.00	5.10		
Total	1.63	70		\$3,218.95	37.0000	\$2,590.00	-\$628.95	N/A	N/A
ORIFLAME COSMETICS SA									
SPONSORED ADR									
ORFLY									
Acquired 06/17/09 L nc		96	23.24	2,231.04		1,484.16	-746.88		
Acquired 09/20/10 L nc		19	30.29	575.61		293.74	-281.87		
Acquired 10/25/10 L nc		8	33.62	268.98		123.68	-145.30		
Acquired 11/10/10 L nc		40	28.50	1,140.24		618.40	-521.84		
Acquired 03/03/11 L		7	29.08	203.59		108.22	-95.37		
Total	1.65	170		\$4,419.46	15.4600	\$2,628.20	-\$1,791.26	\$159.80	6.08
PERUSAHAAN PERSEROAN									
PERSERO PT INDONESIA									
TELEKOMUNIKIASI SPON ADR									
TLK									
Acquired 06/17/09 L nc		47	29.36	1,380.30		1,684.95	304.65		
Acquired 11/18/10 L nc		43	37.22	1,600.82		1,541.55	-59.27		
Acquired 03/03/11 L		3	33.91	101.73		107.55	5.82		
Total	2.09	93		\$3,082.85	35.8500	\$3,334.05	\$251.20	\$113.36	3.40

ANGELO R CALI AND MARY V CALI
FAMILY FOUNDATION INC
C/O CALI FUTURES(LAZARD)

DECEMBER 1 - DECEMBER 31, 2013
ACCOUNT NUMBER 6881-9189

Stocks, options & ETFs

Stocks and ETFs continued

DESCRIPTION	% OF ACCOUNT	QUANTITY	ADJ PRICE/ ORIG PRICE	ADJ COST/ ORIG COST	CURRENT PRICE	CURRENT MARKET VALUE	UNREALIZED GAIN/LOSS	ESTIMATED	
								ANNUAL INCOME	ANNUAL YIELD (%)
PHILIPPINE LONG DISTANCE TELEPHONE CO SPONSORED ADR PHI									
Acquired 06/17/09 L nc		36	48 76	1,755 36		2,162 88	407 52		
Acquired 11/09/10 L nc		19	56 63	1,076 04		1,141 52	65 48		
Total	2.08	55		\$2,831.40	60.0800	\$3,304.40	\$473.00	\$117.48	3.56
PPC LTD ADR PPCYY									
Acquired 06/17/09 L nc		217	7 25	1,573 25		1,286 81	-286 44		
Acquired 03/03/11 L		30	7 85	235 51		177 90	-57 61		
Total	0.92	247		\$1,808.76	5.9300	\$1,464.71	-\$344.05	\$57.55	3.93
PT ASTRA INTL TBK UNSPONSORED ADR PTAIY									
Acquired 07/16/13 S		170	13 51	2,298 16		1,895 50	-402 66		
Acquired 11/27/13 S		122	10 70	1,306 22		1,360 30	54 08		
Total	2.05	292		\$3,604.38	11.1500	\$3,255.80	-\$348.58	\$86.14	2.65
PT BANK MANDIRI PERSERO TBK-UNSPONSORED ADR PPER Y									
Acquired 01/04/11 L		137	7 26	995 68		885 02	-110 66		
Acquired 03/20/12 L		270	7 52	2,032 43		1,744 20	-288 23		
Acquired 07/30/13 S		72	8 42	606 70		465 12	-141 58		
Acquired 09/25/13 S		56	7 26	407 06		361 76	-45 30		
Acquired 12/30/13 S		97	6 37	618 76		626 62	7 86		
Total	2.57	632		\$4,660.63	6.4600	\$4,082.72	-\$577.91	\$93.53	2.29
PT SEMEN INDONESIA ADR PERSERO TBK PSGT Y									
Acquired 12/08/10 L nc	0 84	57	21 75	1,239 78	23 4500	1,336 65	96 87	59 85	4 47
PT UNITED TRACTORS TBK UNSPONSORED ADR PUTKY									
Acquired 07/10/09 L nc		27	20 36	549 72		852 12	302 40		
Acquired 08/03/12 L		23	44 04	1,012 98		725 88	-287 10		



ANGELO R CALI AND MARY V CALI
FAMILY FOUNDATION INC
C/O CALI FUTURES(LAZARD)

DECEMBER 1 - DECEMBER 31, 2013
ACCOUNT NUMBER 6881-9189

Stocks, options & ETFs

Stocks and ETFs continued

DESCRIPTION	% OF ACCOUNT	QUANTITY	ADJ PRICE/ ORIG PRICE	ADJ COST/ ORIG COST	CURRENT PRICE	CURRENT MARKET VALUE	UNREALIZED GAIN/LOSS	ESTIMATED	
								ANNUAL INCOME	ANNUAL YIELD (%)
Acquired 09/28/12 L		11	42 99	472 91		347 16	-125 75		
Total	1.21	61		\$2,035.61	31.5600	\$1,925.16	-\$110.45	\$50.99	2.65
PTT EXPLORATION & PR SPONSORED ADR PEXNY									
Acquired 06/30/11 L		66	11 11	733 87		726 00	-7 87		
Acquired 09/07/11 L		95	11 23	1,067 22		1,045 00	-22 22		
Acquired 10/26/12 L		10	10 22	102 28		110 00	7 72		
Total	1.18	171		\$1,903.37	11.0000	\$1,881.00	-\$22.37	\$57.96	3.08
SANLAM LTD SPONSORED ADR SLLDY									
Acquired 06/17/09 L nc	1 80	113	10 75	1,214 75	25 4000	2,870 20	1,655 45	112 54	3 92
SBERBANK RUSSIA SPONSORED ADR SBRCY									
Acquired 08/05/11 L		154	13 70	2,109 89		1,935 78	-174 11		
Acquired 08/08/11 L		54	12 96	700 30		678 78	-21 52		
Acquired 09/06/11 L		47	11 01	517 67		590 79	73 12		
Acquired 11/16/11 L		68	10 46	711 71		854 76	143 05		
Acquired 07/26/12 L		80	10 77	862 33		1,005 60	143 27		
Acquired 08/29/12 L		34	11 89	404 37		427 38	23 01		
Acquired 03/27/13 S		2	12 46	24 92		25 14	0 22		
Total	3.47	439		\$5,331.19	12.5700	\$5,518.23	\$187.04	\$106.67	1.93
SHINHAN FINL GRP ADR SHG									
Acquired 06/17/09 L nc		45	23 62	1,063 12		2,056 50	993 38		
Acquired 12/15/09 L nc		22	40 06	881 48		1,005 40	123 92		
Acquired 01/27/10 L nc		16	34 29	548 75		731 20	182 45		
Acquired 05/03/11 L		10	48 62	486 26		457 00	-29 26		
Acquired 08/29/12 L		16	32 40	518 54		731 20	212 66		
Total	3.13	109		\$3,498.15	45.7000	\$4,981.30	\$1,483.15	\$50.35	1.01
SHOPRITE HLDGS LTD SPONSORED ADR SRGHY									
Acquired 10/05/09 L nc		116	8 22	954 21		1,827 00	872 79		
Acquired 03/03/11 L		28	14 20	397 61		441 00	43 39		
Total	1.43	144		\$1,351.82	15.7500	\$2,268.00	\$916.18	\$77.61	3.42

ANGELO R CALI AND MARY V CALI
FAMILY FOUNDATION INC
C/O CALI FUTURES(LAZARD)

DECEMBER 1 - DECEMBER 31, 2013
ACCOUNT NUMBER 6881-9189

Stocks, options & ETFs

Stocks and ETFs continued

DESCRIPTION	% OF ACCOUNT	QUANTITY	ADJ PRICE/ ORIG PRICE	ADJ COST/ ORIG COST	CURRENT PRICE	CURRENT MARKET VALUE	UNREALIZED GAIN/LOSS	ESTIMATED	
								ANNUAL INCOME	ANNUAL YIELD (%)
STANDARD BK GROUP LTD SPONSORED ADR SGBLY									
Acquired 07/17/09 L nc		120	11 91	1,429 40		1,497 60	68 20		
Acquired 08/14/09 L nc		64	11 97	766 30		798 72	32 42		
Total	1.44	184		\$2,195.70	12.4800	\$2,296.32	\$100.62	\$70.47	3.07
TAIWAN SEMICONDUCTOR MFG CO LTD ADR TSM									
Acquired 06/17/09 L nc		31 71870	9 27	294 21		553 17	258 96		
Acquired 08/11/09 L nc		128 28130	10 21	1,310 76		2,237 23	926 47		
Acquired 04/01/10 L nc		47	10 65	500 55		819 68	319 13		
Acquired 07/26/12 L		58	13 32	772 80		1,011 52	238 72		
Total	2.90	265		\$2,878.32	17.4400	\$4,621.60	\$1,743.28	\$106.26	2.30
TIGER BRANDS LTD-SPON ADR TBLMY									
Acquired 06/17/09 L nc		24	17 95	430 80		615 84	185 04		
Acquired 12/15/09 L nc		36	21 86	787 17		923 76	136 59		
Acquired 03/03/11 L		18	26 16	470 90		461 88	-9 02		
Total	1.26	78		\$1,688.87	25.6600	\$2,001.48	\$312.61	\$53.43	2.67
TURKCELL ILETISIM HIZMETLERI TKC									
Acquired 06/17/09 L nc		41	13 37	548 56		547 35	-1 21		
Acquired 07/15/09 L nc		66	13 51	891 70		881 10	-10 60		
Acquired 05/26/10 L nc		25	13 11	327 90		333 75	5 85		
Acquired 07/28/10 L nc		36	14 43	519 74		480 60	-39 14		
Acquired 03/03/11 L		20	13 58	271 60		267 00	-4 60		
Acquired 03/27/13 S		1	16 48	16 48		13 35	-3 13		
Total	1.59	189		\$2,575.98	13.3500	\$2,523.15	-\$52.83	N/A	N/A
VALE S A - SPONSORED ADR REPSTG PFD VALE/P									
Acquired 02/10/10 L nc		25	22 67	566 82		350 25	-216 57		
Acquired 02/11/10 L nc		28	23 00	644 00		392 28	-251 72		
Acquired 04/07/10 L nc		41	28 40	1,164 69		574 41	-590 28		
Acquired 05/17/10 L nc		22	22 73	500 25		308 22	-192 03		



ANGELO R CALI AND MARY V CALI
FAMILY FOUNDATION INC
C/O CALI FUTURES(LAZARD)

DECEMBER 1 - DECEMBER 31, 2013
ACCOUNT NUMBER 6881-9189

Stocks, options & ETFs

Stocks and ETFs continued

DESCRIPTION	% OF ACCOUNT	QUANTITY	ADJ PRICE/ ORIG PRICE	ADJ COST/ ORIG COST	CURRENT PRICE	CURRENT MARKET VALUE	UNREALIZED GAIN/LOSS	ESTIMATED	
								ANNUAL INCOME	ANNUAL YIELD (%)
Acquired 03/03/11 L		26	30 23	786 10		364 26	-421 84		
Acquired 04/27/12 L		23	21 91	503 93		322 23	-181 70		
Total	1.45	165		\$4,165.79	14.0100	\$2,311.65	-\$1,854.14	\$21.61	0.93
VODACOM GROUP LIMITED SPONSORED ADR VDMCY									
Acquired 02/02/12 L	1 25	156	13 00	2,029 01	12 7500	1,989 00	-40 01	99 68	5 01
WEICHA POWER CO LTD - UNSPON ADR WEICY									
Acquired 11/10/10 L nc		89 47456	27 71	2,070 95		1,453 07	-617 88		
Acquired 03/25/11 L		50 71186	23 74	1,005 83		823 56	-182 27		
Acquired 06/13/11 L		32 81358	21 44	587 65		532 89	-54 76		
Total	1.77	173		\$3,664.43	16.2400	\$2,809.52	-\$854.91	\$29.58	1.05
WOOLWORTHS HOLDINGS LTD GDR WLWHY									
Acquired 10/26/12 L	1 65	37	74 22	2,746 22	70 8207	2,620 36	-125 86	75 07	2 86
WYNN MACAU LTD UNSPONSORED ADR WYNMY									
Acquired 11/02/12 L		63	30 21	1,903 39		2,865 24	961 85		
Acquired 03/20/13 S		46	27 26	1,254 08		2,092 08	838 00		
Total	3.11	109		\$3,157.47	45.4800	\$4,957.32	\$1,799.85	\$233.47	4.71
YPF SOCIEDAD ANONIMA SPONS ADR YPF									
Acquired 03/17/11 L		5	46 05	230 28		164 80	-65 48		
Acquired 03/28/11 L		64	42 48	2,718 82		2,109 44	-609 38		
Acquired 05/09/11 L		4	41 90	167 61		131 84	-35 77		
Acquired 05/30/13 S		99	14 75	1,460 89		3,263 04	1,802 15		
Total	3.56	172		\$4,577.60	32.9600	\$5,669.12	\$1,091.52	\$43.86	0.77
Total Stocks and ETFs	96.13			\$138,886.99		\$152,986.68	\$14,099.69	\$4,423.19	2.89
Total Stocks, options & ETFs	96.13			\$138,886.99		\$152,986.68	\$14,099.69	\$4,423.19	2.89

nc Cost information for this tax lot is not covered by IRS reporting requirements. Unless indicated, cost for all other lots will be reported to the IRS

STATEMENT E

**ANGELO R CALI & MARY V CALI
FAMILY FOUNDATION INC
C/O CALI FUTURES (AG MGMT)**

DECEMBER 1 - DECEMBER 31, 2013
ACCOUNT NUMBER 7135-1739

Portfolio detail

Cash and Sweep Balances

Sweep Balances - You have the right, in the course of normal business operations, to withdraw balances in the Bank Deposit Sweep or redeem shares of the money market mutual fund used in the sweep, subject to any open commitments in any of your accounts and have the proceeds returned to your accounts or remitted to you. Note, however, that as required by federal banking regulations, the banks in the Bank Deposit Sweep reserve the right to require seven days prior notice before permitting a transfer out of the Bank Deposit Sweep. In addition, the money market mutual funds in the sweep reserve the right to require one or more day's prior notice before permitting withdrawals.

Bank Deposit Sweep - Consists of monies held at Wells Fargo Bank, N.A. and (if amounts exceed \$250,000) at one or more other Wells Fargo affiliated banks. These assets are not covered by SIPC, but are instead eligible for FDIC insurance of up to \$250,000 per depositor, per institution, in accordance with FDIC rules. For additional information on the Bank Deposit Sweep for your account, please contact Your Financial Advisor.

DESCRIPTION	ANNUAL PERCENTAGE YIELD EARNED*	CURRENT MARKET VALUE	ESTIMATED ANNUAL INCOME
Cash	0 00	100 98	0 00
BANK DEPOSIT SWEEP	0 01	44,942 93	4 49
Interest Period 12/01/13 - 12/31/13			
Total Cash and Sweep Balances		\$45,043.91	\$4.49

* APYE measures the total amount of the interest paid on an account based on the interest rate and the frequency of the compounding during the interest period. The annual percentage yield earned is expressed as an annualized rate, based on a 365 day year.

Stocks, options & ETFs

Stocks and ETFs

DESCRIPTION	QUANTITY	ADJ PRICE/ ORIG PRICE	ADJ COST/ ORIG COST	CURRENT PRICE	CURRENT MARKET VALUE	UNREALIZED GAIN/LOSS	ESTIMATED	
							ANNUAL INCOME	ANNUAL YIELD (%)
A O SMITH AOS Acquired 10/22/13	110	51 16	5,627 81	53 9400	5,933 40	305 59	52 80	0 88
ADT CORP/THE ADT Acquired 02/25/13	108	47 67 47 92	5,149 01 5,176 01	40 4700	4,370 76	-778 25	54 00	1 23



ANGELO R CALI & MARY V CALI
FAMILY FOUNDATION INC
C/O CALI FUTURES (AG MGMT)

DECEMBER 1 - DECEMBER 31, 2013
ACCOUNT NUMBER 7135-1739

Stocks, options & ETFs

Stocks and ETFs continued

DESCRIPTION	QUANTITY	ADJ PRICE/ ORIG PRICE	ADJ COST/ ORIG COST	CURRENT PRICE	CURRENT MARKET VALUE	UNREALIZED GAIN/LOSS	ESTIMATED	
							ANNUAL INCOME	ANNUAL YIELD (%)
AGL RESOURCES INC GAS Acquired 02/25/13	128	40 08	5,131 15	47 2300	6,045 44	914 29	240 64	3 98
ALTRIA GROUP INC MO Acquired 02/21/13	146	35 16	5,134 06	38 3900	5,604 94	470 88	280 32	5 00
AMERICAN INTL GROUP INC AIG Acquired 10/17/12	136	36 72	4,993 92	51 0500	6,942 80	1,948 88	54 40	0 78
AT & T INC T Acquired 10/17/12	139	35 71	4,964 45	35 1600	4,887 24	-77 21	255 76	5 23
CHEVRON CORPORATION CVX Acquired 10/17/12	43	115 03	4,946 29	124 9100	5,371 13	424 84	172 00	3 20
CITIGROUP INC NEW C Acquired 10/17/12	131	38 10	4,991 10	52 1100	6,826 41	1,835 31	5 24	0 07
CONOCOPHILLIPS COP Acquired 05/01/13	89	60 31	5,368 48	70 6500	6,287 85	919 37	245 64	3 90
CVS CAREMARK CORP CVS Acquired 10/17/12	107	46 65	4,991 86	71 5700	7,657 99	2,666 13	117 70	1 53
DISNEY WALT COMPANY DIS Acquired 10/17/12	96	51 96	4,989 02	76 4000	7,334 40	2,345 38	82 56	1 12
ENERGIZER HOLDINGS INC ENR Acquired 02/14/13	57	90 26	5,145 12	108 2400	6,169 68	1,024 56	114 00	1 84
EXXON MOBIL CORP XOM Acquired 10/17/12	53	93 39	4,949 67	101 2000	5,363 60	413 93	133 56	2 49
GENERAL ELECTRIC COMPANY GE Acquired 10/17/12	219	22 78	4,990 18	28 0300	6,138 57	1,148 39	192 72	3 13

ANGELO R CALI & MARY V CALI
FAMILY FOUNDATION INC
C/O CALI FUTURES (AG MGMT)

DECEMBER 1 - DECEMBER 31, 2013
ACCOUNT NUMBER 7135-1739

Stocks, options & ETFs

Stocks and ETFs continued

DESCRIPTION	QUANTITY	ADJ PRICE/ ORIG PRICE	ADJ COST/ ORIG COST	CURRENT PRICE	CURRENT MARKET VALUE	UNREALIZED GAIN/LOSS	ESTIMATED	
							ANNUAL INCOME	ANNUAL YIELD (%)
GENERAL MILLS INC GIS Acquired 02/20/13	113	45 48	5,139 90	49 9100	5,639 83	499 93	171 76	3 04
HANESBRANDS INC HBI Acquired 05/07/13	109	50 00	5,450 60	70 2700	7,659 43	2,208 83	87 20	1 13
HERSHEY COMPANY HSY Acquired 05/03/13	60	89 12	5,347 34	97 2300	5,833 80	486 46	116 40	1 99
HOME DEPOT INC HD Acquired 10/17/12	80	61 97	4,957 60	82 3400	6,587 20	1,629 60	124 80	1 89
ILLINOIS TOOL WORKS INC ITW Acquired 10/22/13	72	77 98	5,615 06	84 0800	6,053 76	438 70	120 96	1 99
INTERNATIONAL PAPER CO IP Acquired 02/25/13	119	43 31	5,154 50	49 0300	5,834 57	680 07	166 60	2 85
JARDEN CORP JAH Acquired 02/25/13	129	39 88	5,145 15	61 3500	7,914 15	2,769 00	N/A	N/A
JOHNSON & JOHNSON JNJ Acquired 10/17/12	71	70 31	4,992 01	91 5900	6,502 89	1,510 88	187 44	2 88
JPMORGAN CHASE & CO JPM Acquired 10/17/12	115	43 38	4,989 79	58 4800	6,725 20	1,735 41	174 80	2 59
MERCK & CO INC NEW MRK Acquired Net Tax Lots nc	537	16 77	9,027 94	50 0500	26,876 85	17,848 91	945 12	3 51
PACKAGING CORP OF AMER PKG Acquired 05/22/13	109	50 42	5,496 27	63 2800	6,897 52	1,401 25	174 40	2 52
PHILLIPS 66 PSX Acquired 10/17/12	106	46 93	4,975 16	77 1300	8,175 78	3,200 62	165 36	2 02



ANGELO R CALI & MARY V CALI
FAMILY FOUNDATION INC
C/O CALI FUTURES (AG MGMT)

DECEMBER 1 - DECEMBER 31, 2013
ACCOUNT NUMBER 7135-1739

Stocks, options & ETFs

Stocks and ETFs continued

DESCRIPTION	QUANTITY	ADJ PRICE/ ORIG PRICE	ADJ COST/ ORIG COST	CURRENT PRICE	CURRENT MARKET VALUE	UNREALIZED GAIN/LOSS	ESTIMATED	
							ANNUAL INCOME	ANNUAL YIELD (%)
PUBLIC SVC ENTERPRISE GROUP INC PEG Acquired 10/17/12	152	32 93	5,006 12	32 0400	4,870 08	-136 04	218 88	4 49
QUALCOMM INC QCOM Acquired 02/25/13	78	66 35	5,175 30	74 2500	5,791 50	616 20	109 20	1 88
RITE AID CORPORATION RAD Acquired 10/10/13	1,082	5 02	5,431 64	5 0600	5,474 92	43 28	N/A	N/A
SAFEWAY INC NEW SWY Acquired 10/17/13	167	33 06	5,521 46	32 5700	5,439 19	-82 27	133 60	2 45
TJX COS INC NEW TJX Acquired 10/22/13	96	58 42	5,608 87	63 7300	6,118 08	509 21	55 68	0 91
TYSON FOODS INC CL A TSN Acquired 10/23/12	297	16 38	4,864 86	33 4600	9,937 62	5,072 76	89 10	0 89
VERIZON COMMUNICATIONS COM VZ Acquired 10/17/12	112	44 55	4,990 08	49 1400	5,503 68	513 60	237 44	4 31
WAL-MART STORES INC WMT Acquired 10/17/12	64	77 03	4,929 92	78 6900	5,036 16	106 24	120 32	2 38
WALGREEN COMPANY WAG Acquired 10/10/13	97	55 88	5,421 32	57 4400	5,571 68	150 36	122 22	2 19
WESTERN UNION CO WU Acquired 02/25/13	367	14 00	5,141 15	17 2500	6,330 75	1,189 60	183 50	2 89

ANGELO R CALI & MARY V CALI
FAMILY FOUNDATION INC
C/O CALI FUTURES (AG MGMT)

DECEMBER 1 - DECEMBER 31, 2013
ACCOUNT NUMBER 7135-1739

Stocks, options & ETFs

Stocks and ETFs continued

DESCRIPTION	QUANTITY	ADJ PRICE/ ORIG PRICE	ADJ COST/ ORIG COST	CURRENT PRICE	CURRENT MARKET VALUE	UNREALIZED GAIN/LOSS	ESTIMATED	
							ANNUAL INCOME	ANNUAL YIELD (%)
WHIRLPOOL CORP WHR Acquired 10/22/13	38	144.72	5,499.66	156.8600	5,960.68	461.02	95.00	1.59
Total Stocks and ETFs			\$195,253.82 \$195,280.82		\$251,669.53	\$56,415.71	\$5,801.12	2.31
Total Stocks, options & ETFs			\$195,253.82		\$251,669.53	\$56,415.71	\$5,801.12	2.31

nc Cost information for this tax lot is not covered by IRS reporting requirements. Unless indicated, cost for all other lots will be reported to the IRS.