



See a Social Security Number? Say Something!  
Report Privacy Problems to <https://public.resource.org/privacy>  
Or call the IRS Identity Theft Hotline at 1-800-908-4490



Form **990-PF**

**Return of Private Foundation**  
or Section 4947(a)(1) Trust Treated as Private Foundation

Department of the Treasury  
Internal Revenue Service

Do not enter Social Security numbers on this form as it may be made public.  
Information about Form 990-PF and its separate instructions is at [www.irs.gov/form990pf](http://www.irs.gov/form990pf).

For calendar year 2013 or tax year beginning

, and ending

Name of foundation  
**THE DOMINUS NIHIL FOUNDATION**  
Number and street (or P O box number if mail is not delivered to street address) Room/suite  
**P O BOX 1501, NJ2-130-03-31**  
City or town State ZIP code  
**PENNINGTON NJ 08534-1501**  
Foreign country name Foreign province/state/county Foreign postal code

A Employer identification number  
**20-8104194**  
B Telephone number (see instructions)  
**609-274-6834**

G Check all that apply:  Initial return  Initial return of a former public charity  
 Final return  Amended return  
 Address change  Name change

C If exemption application is pending, check here   
D 1. Foreign organizations, check here   
2. Foreign organizations meeting the 85% test, check here and attach computation   
E If private foundation status was terminated under section 507(b)(1)(A), check here

H Check type of organization  Section 501(c)(3) exempt private foundation  
 Section 4947(a)(1) nonexempt charitable trust  Other taxable private foundation

F If the foundation is in a 60-month termination under section 507(b)(1)(B), check here

I Fair market value of all assets at end of year (from Part II, col (c), line 16) **\$ 2,187,658**  
J Accounting method:  Cash  Accrual  
 Other (specify) \_\_\_\_\_ (Part I, column (d) must be on cash basis)

Part I Analysis of Revenue and Expenses (The total of amounts in columns (b), (c), and (d) may not necessarily equal the amounts in column (a) (see instructions))		(a) Revenue and expenses per books	(b) Net investment income	(c) Adjusted net income	(d) Disbursements for charitable purposes (cash basis only)
Revenue	1 Contributions, gifts, grants, etc., received (attach schedule)				
	2 Check <input checked="" type="checkbox"/> if the foundation is not required to attach Sch B				
	3 Interest on savings and temporary cash investments				
	4 Dividends and interest from securities	52,426	50,706		
	5a Gross rents				
	b Net rental income or (loss)				
	6a Net gain or (loss) from sale of assets not on line 10	3,886			
	b Gross sales price for all assets on line 6a <b>910,233</b>				
	7 Capital gain net income (from Part IV, line 2)		3,886		
	8 Net short-term capital gain				
	9 Income modifications				
	10a Gross sales less returns and allowances				
b Less: Cost of goods sold					
c Gross profit or (loss) (attach schedule)					
11 Other income (attach schedule)					
12 Total (Add lines 1 through 11)	56,312	54,592	0		
Operating and Administrative Expenses	13 Compensation of officers, directors, trustees, etc				
	14 Other employee salaries and wages				
	15 Pension plans, employee benefits				
	16a Legal fees (attach schedule)				
	b Accounting fees (attach schedule)	2,500			2,500
	c Other professional fees (attach schedule)	22,150	13,290		8,860
	17 Interest				
	18 Taxes (attach schedule) (see instructions)	2,696	723		
	19 Depreciation (attach schedule) and depletion				
	20 Occupancy				
	21 Travel, conferences, and meetings				
	22 Printing and publications				
	23 Other expenses (attach schedule)	250			250
	24 Total operating and administrative expenses. Add lines 13 through 23	27,596	14,013	0	11,610
	25 Contributions, gifts, grants paid	80,000			80,000
26 Total expenses and disbursements. Add lines 24 and 25	107,596	14,013	0	91,610	
27 Subtract line 26 from line 12:					
a Excess of revenue over expenses and disbursements	-51,284				
b Net investment income (if negative, enter -0-)		40,579			
c Adjusted net income (if negative, enter -0-)			0		

4ne

ESTIMATED MAY 1 4 2014

SCANNED MAY 27 2014

Part II Balance Sheets		Attached schedules and amounts in the description column should be for end-of-year amounts only (See instructions)			
		Beginning of year	End of year		
		(a) Book Value	(b) Book Value	(c) Fair Market Value	
Assets	1	Cash—non-interest-bearing	1,001,930	1,587	1,587
	2	Savings and temporary cash investments	55,833	112,623	112,623
	3	Accounts receivable			
		Less: allowance for doubtful accounts			
	4	Pledges receivable			
		Less: allowance for doubtful accounts			
	5	Grants receivable			
	6	Receivables due from officers, directors, trustees, and other disqualified persons (attach schedule) (see instructions)			
	7	Other notes and loans receivable (attach schedule)			
		Less: allowance for doubtful accounts			
	8	Inventories for sale or use			
	9	Prepaid expenses and deferred charges			
	10a	Investments—U.S. and state government obligations (attach schedule)			
	b	Investments—corporate stock (attach schedule)			
	c	Investments—corporate bonds (attach schedule)			
	11	Investments—land, buildings, and equipment, basis			
	Less: accumulated depreciation (attach schedule)				
12	Investments—mortgage loans				
13	Investments—other (attach schedule)	978,266	1,870,448	2,073,448	
14	Land, buildings, and equipment basis				
	Less: accumulated depreciation (attach schedule)				
15	Other assets (describe )				
16	<b>Total assets</b> (to be completed by all filers—see the instructions. Also, see page 1, item I)	2,036,029	1,984,658	2,187,658	
Liabilities	17	Accounts payable and accrued expenses			
	18	Grants payable			
	19	Deferred revenue			
	20	Loans from officers, directors, trustees, and other disqualified persons			
	21	Mortgages and other notes payable (attach schedule)			
	22	Other liabilities (describe )			
	23	<b>Total liabilities</b> (add lines 17 through 22)	0	0	
Net Assets or Fund Balances	Foundations that follow SFAS 117, check here and complete lines 24 through 26 and lines 30 and 31. <input type="checkbox"/>				
	24	Unrestricted			
	25	Temporarily restricted			
	26	Permanently restricted			
	Foundations that do not follow SFAS 117, check here <input checked="" type="checkbox"/>				
	27	Capital stock, trust principal, or current funds	2,036,029	1,984,658	
	28	Paid-in or capital surplus, or land, bldg., and equipment fund			
29	Retained earnings, accumulated income, endowment, or other funds				
30	<b>Total net assets or fund balances</b> (see instructions)	2,036,029	1,984,658		
31	<b>Total liabilities and net assets/fund balances</b> (see instructions)	2,036,029	1,984,658		

**Part III Analysis of Changes in Net Assets or Fund Balances**

1	Total net assets or fund balances at beginning of year—Part II, column (a), line 30 (must agree with end-of-year figure reported on prior year's return)	1	2,036,029
2	Enter amount from Part I, line 27a	2	-51,284
3	Other increases not included in line 2 (itemize) <input type="checkbox"/> See Attached Statement	3	1,035
4	Add lines 1, 2, and 3	4	1,985,780
5	Decreases not included in line 2 (itemize) <input type="checkbox"/> CY LATE POSTING MUTUAL FUNDS	5	1,122
6	<b>Total net assets or fund balances at end of year</b> (line 4 minus line 5)—Part II, column (b), line 30	6	1,984,658

**Part IV Capital Gains and Losses for Tax on Investment Income**

(a) List and describe the kind(s) of property sold (e.g., real estate, 2-story brick warehouse, or common stock, 200 shs MLC Co.)		(b) How acquired P—Purchase D—Donation	(c) Date acquired (mo., day, yr.)	(d) Date sold (mo., day, yr.)
1a See Attached Statement				
1b See Attached Statement				
1c See Attached Statement				
1d See Attached Statement				
1e See Attached Statement				
(e) Gross sales price	(f) Depreciation allowed (or allowable)	(g) Cost or other basis plus expense of sale	(h) Gain or (loss) (e) plus (f) minus (g)	
a			0	
b			0	
c			0	
d			0	
e			0	
Complete only for assets showing gain in column (h) and owned by the foundation on 12/31/69				(i) Gains (Col. (h) gain minus col. (k), but not less than -0-) or Losses (from col. (h))
(i) FMV as of 12/31/69	(j) Adjusted basis as of 12/31/69	(k) Excess of col. (i) over col. (j), if any		
a				0
b				0
c				0
d				0
e				0
2 Capital gain net income or (net capital loss) { If gain, also enter in Part I, line 7 If (loss), enter -0- in Part I, line 7 }		2	3,886	
3 Net short-term capital gain or (loss) as defined in sections 1222(5) and (6). If gain, also enter in Part I, line 8, column (c) (see instructions) If (loss), enter -0- in Part I, line 8 }		3	0	

**Part V Qualification Under Section 4940(e) for Reduced Tax on Net Investment Income**

(For optional use by domestic private foundations subject to the section 4940(a) tax on net investment income)

If section 4940(d)(2) applies, leave this part blank

Was the foundation liable for the section 4942 tax on the distributable amount of any year in the base period?  Yes  No  
If "Yes," the foundation does not qualify under section 4940(e). Do not complete this part.

1 Enter the appropriate amount in each column for each year, see the instructions before making any entries

(a) Base period years Calendar year (or tax year beginning in)	(b) Adjusted qualifying distributions	(c) Net value of noncharitable-use assets	(d) Distribution ratio (col. (b) divided by col. (c))
2012	52,989	1,083,952	0.048885
2011	82,208	1,084,330	0.075815
2010	67,717	1,075,028	0.062991
2009	102,222	1,009,561	0.101254
2008	52,295	1,220,078	0.042862
2 Total of line 1, column (d)			0.331807
3 Average distribution ratio for the 5-year base period—divide the total on line 2 by 5, or by the number of years the foundation has been in existence if less than 5 years			0.066361
4 Enter the net value of noncharitable-use assets for 2013 from Part X, line 5			2,065,900
5 Multiply line 4 by line 3			137,095
6 Enter 1% of net investment income (1% of Part I, line 27b)			406
7 Add lines 5 and 6			137,501
8 Enter qualifying distributions from Part XII, line 4 If line 8 is equal to or greater than line 7, check the box in Part VI, line 1b, and complete that part using a 1% tax rate. See the Part VI instructions.			91,610

**Part VI Excise Tax Based on Investment Income (Section 4940(a), 4940(b), 4940(e), or 4948—see instructions)**

<b>1a</b>	Exempt operating foundations described in section 4940(d)(2), check here <input type="checkbox"/> and enter "N/A" on line 1 Date of ruling or determination letter _____ (attach copy of letter if necessary—see instructions)			
<b>b</b>	Domestic foundations that meet the section 4940(e) requirements in Part V, check here <input type="checkbox"/> and enter 1% of Part I, line 27b			
<b>c</b>	All other domestic foundations enter 2% of line 27b Exempt foreign organizations enter 4% of Part I, line 12, col. (b).			
<b>2</b>	Tax under section 511 (domestic section 4947(a)(1) trusts and taxable foundations only Others enter -0-)			0
<b>3</b>	Add lines 1 and 2			812
<b>4</b>	Subtitle A (income) tax (domestic section 4947(a)(1) trusts and taxable foundations only Others enter -0-)			
<b>5</b>	<b>Tax based on investment income.</b> Subtract line 4 from line 3 If zero or less, enter -0-			812
<b>6</b>	Credits/Payments:			
<b>a</b>	2013 estimated tax payments and 2012 overpayment credited to 2013	<b>6a</b>	1,311	
<b>b</b>	Exempt foreign organizations—tax withheld at source	<b>6b</b>		
<b>c</b>	Tax paid with application for extension of time to file (Form 8868)	<b>6c</b>		
<b>d</b>	Backup withholding erroneously withheld	<b>6d</b>		
<b>7</b>	Total credits and payments. Add lines 6a through 6d			1,311
<b>8</b>	Enter any <b>penalty</b> for underpayment of estimated tax Check here <input type="checkbox"/> if Form 2220 is attached			
<b>9</b>	<b>Tax due.</b> If the total of lines 5 and 8 is more than line 7, enter <b>amount owed</b>			0
<b>10</b>	<b>Overpayment.</b> If line 7 is more than the total of lines 5 and 8, enter the <b>amount overpaid</b>			499
<b>11</b>	Enter the amount of line 10 to be <b>Credited to 2014 estimated tax</b>			499
			<b>Refunded</b>	

**Part VII-A Statements Regarding Activities**

	Yes	No
<b>1a</b>		X
<b>b</b>		X
<b>c</b>		X
<b>d</b>		
<b>e</b>		
<b>2</b>		X
<b>3</b>		X
<b>4a</b>		X
<b>b</b>	N/A	
<b>5</b>		X
<b>6</b>	X	
<b>7</b>	X	
<b>8a</b>		
<b>b</b>	X	
<b>9</b>		X
<b>10</b>		X

**Part VII-A Statements Regarding Activities (continued)**

11	At any time during the year, did the foundation, directly or indirectly, own a controlled entity within the meaning of section 512(b)(13)? If "Yes," attach schedule (see instructions)	11		X
12	Did the foundation make a distribution to a donor advised fund over which the foundation or a disqualified person had advisory privileges? If "Yes," attach statement (see instructions)	12		X
13	Did the foundation comply with the public inspection requirements for its annual returns and exemption application? Website address ▶ N/A	13	X	
14	The books are in care of ▶ MLTC, A DIVISION OF BANK OF AMERICA, N.A Telephone no ▶ 609-274-6834 Located at ▶ 1300 MERRILL LYNCH DRIVE PENNINGTON NJ ZIP+4 ▶ 08534-1501			
15	Section 4947(a)(1) nonexempt charitable trusts filing Form 990-PF in lieu of Form 1041—Check here and enter the amount of tax-exempt interest received or accrued during the year ▶ 15			
16	At any time during calendar year 2013, did the foundation have an interest in or a signature or other authority over a bank, securities, or other financial account in a foreign country? See the instructions for exceptions and filing requirements for Form TD F 90-22.1 If "Yes," enter the name of the foreign country ▶	16	Yes	No X

**Part VII-B Statements Regarding Activities for Which Form 4720 May Be Required**

File Form 4720 if any item is checked in the "Yes" column, unless an exception applies.

	Yes	No
1a During the year did the foundation (either directly or indirectly)		
(1) Engage in the sale or exchange, or leasing of property with a disqualified person? <input type="checkbox"/> Yes <input checked="" type="checkbox"/> No		
(2) Borrow money from, lend money to, or otherwise extend credit to (or accept it from) a disqualified person? <input type="checkbox"/> Yes <input checked="" type="checkbox"/> No		
(3) Furnish goods, services, or facilities to (or accept them from) a disqualified person? <input type="checkbox"/> Yes <input checked="" type="checkbox"/> No		
(4) Pay compensation to, or pay or reimburse the expenses of, a disqualified person? <input type="checkbox"/> Yes <input checked="" type="checkbox"/> No		
(5) Transfer any income or assets to a disqualified person (or make any of either available for the benefit or use of a disqualified person)? <input type="checkbox"/> Yes <input checked="" type="checkbox"/> No		
(6) Agree to pay money or property to a government official? (Exception. Check "No" if the foundation agreed to make a grant to or to employ the official for a period after termination of government service, if terminating within 90 days) <input type="checkbox"/> Yes <input checked="" type="checkbox"/> No		
b If any answer is "Yes" to 1a(1)–(6), did any of the acts fail to qualify under the exceptions described in Regulations section 53.4941(d)-3 or in a current notice regarding disaster assistance (see instructions)? Organizations relying on a current notice regarding disaster assistance check here ▶ <input type="checkbox"/>	1b	N/A
c Did the foundation engage in a prior year in any of the acts described in 1a, other than excepted acts, that were not corrected before the first day of the tax year beginning in 2013?	1c	X
2 Taxes on failure to distribute income (section 4942) (does not apply for years the foundation was a private operating foundation defined in section 4942(j)(3) or 4942(j)(5))		
a At the end of tax year 2013, did the foundation have any undistributed income (lines 6d and 6e, Part XIII) for tax year(s) beginning before 2013? <input type="checkbox"/> Yes <input checked="" type="checkbox"/> No If "Yes," list the years ▶ 20____, 20____, 20____, 20____		
b Are there any years listed in 2a for which the foundation is not applying the provisions of section 4942(a)(2) (relating to incorrect valuation of assets) to the year's undistributed income? (If applying section 4942(a)(2) to all years listed, answer "No" and attach statement—see instructions)	2b	N/A
c If the provisions of section 4942(a)(2) are being applied to any of the years listed in 2a, list the years here ▶ 20____, 20____, 20____, 20____		
3a Did the foundation hold more than a 2% direct or indirect interest in any business enterprise at any time during the year? <input type="checkbox"/> Yes <input checked="" type="checkbox"/> No		
b If "Yes," did it have excess business holdings in 2013 as a result of (1) any purchase by the foundation or disqualified persons after May 26, 1969, (2) the lapse of the 5-year period (or longer period approved by the Commissioner under section 4943(c)(7)) to dispose of holdings acquired by gift or bequest, or (3) the lapse of the 10-, 15-, or 20-year first phase holding period? (Use Schedule C, Form 4720, to determine if the foundation had excess business holdings in 2013)	3b	N/A
4a Did the foundation invest during the year any amount in a manner that would jeopardize its charitable purposes?	4a	X
b Did the foundation make any investment in a prior year (but after December 31, 1969) that could jeopardize its charitable purpose that had not been removed from jeopardy before the first day of the tax year beginning in 2013?	4b	X

**Part VII-B Statements Regarding Activities for Which Form 4720 May Be Required (continued)**

- 5a** During the year did the foundation pay or incur any amount to:
- (1) Carry on propaqaanda, or otherwise attempt to influence legislation (section 4945(e))?  Yes  No
  - (2) Influence the outcome of any specific public election (see section 4955), or to carry on, directly or indirectly, any voter registration drive?  Yes  No
  - (3) Provide a grant to an individual for travel, study, or other similar purposes?  Yes  No
  - (4) Provide a grant to an organization other than a charitable, etc., organization described in section 509(a)(1), (2), or (3), or section 4940(d)(2)? (see instructions)  Yes  No
  - (5) Provide for any purpose other than religious, charitable, scientific, literary, or educational purposes, or for the prevention of cruelty to children or animals?  Yes  No
- b** If any answer is "Yes" to 5a(1)–(5), did **any** of the transactions fail to qualify under the exceptions described in Regulations section 53.4945 or in a current notice regarding disaster assistance (see instructions)?  Yes  No  
 Organizations relying on a current notice regarding disaster assistance check here
- c** If the answer is "Yes" to question 5a(4), does the foundation claim exemption from the tax because it maintained expenditure responsibility for the grant?  Yes  No  
 N/A  
 If "Yes," attach the statement required by Regulations section 53.4945–5(d)
- 6a** Did the foundation, during the year, receive any funds, directly or indirectly, to pay premiums on a personal benefit contract?  Yes  No
- b** Did the foundation, during the year, pay premiums, directly or indirectly, on a personal benefit contract?  Yes  No  
 If "Yes" to 6b, file Form 8870
- 7a** At any time during the tax year, was the foundation a party to a prohibited tax shelter transaction?  Yes  No
- b** If "Yes," did the foundation receive any proceeds or have any net income attributable to the transaction?  Yes  No

<b>5b</b>	N/A	
<b>6b</b>		X
<b>7b</b>	N/A	

**Part VIII Information About Officers, Directors, Trustees, Foundation Managers, Highly Paid Employees, and Contractors**

**1 List all officers, directors, trustees, foundation managers and their compensation (see instructions).**

(a) Name and address	(b) Title, and average hours per week devoted to position	(c) Compensation (if not paid, enter -0-)	(d) Contributions to employee benefit plans and deferred compensation	(e) Expense account, other allowances
JENNIFER A MOORES 1207 CRESTVIEW DRIVE CARDIFF, CA 92007	PRESIDENT 1 00			
DARLINE LILO 11343 AVENIDA DEL GATO SAN DIEGO, CA	SECRETARY/CFO 1 00			

**2 Compensation of five highest-paid employees (other than those included on line 1—see instructions). If none, enter "NONE."**

(a) Name and address of each employee paid more than \$50,000	(b) Title, and average hours per week devoted to position	(c) Compensation	(d) Contributions to employee benefit plans and deferred compensation	(e) Expense account, other allowances
NONE				

Total number of other employees paid over \$50,000 ▶ 0

**Part VIII Information About Officers, Directors, Trustees, Foundation Managers, Highly Paid Employees, and Contractors** (continued)

**3 Five highest-paid independent contractors for professional services (see instructions). If none, enter "NONE."**

(a) Name and address of each person paid more than \$50,000	(b) Type of service	(c) Compensation
NONE		
<b>Total number of others receiving over \$50,000 for professional services</b>		▶

**Part IX-A Summary of Direct Charitable Activities**

List the foundation's four largest direct charitable activities during the tax year. Include relevant statistical information such as the number of organizations and other beneficiaries served, conferences convened, research papers produced, etc

Expenses

1 NONE	
2	
3	
4	

**Part IX-B Summary of Program-Related Investments (see instructions)**

Describe the two largest program-related investments made by the foundation during the tax year on lines 1 and 2

Amount

1 NONE	
2	
All other program-related investments See instructions	
3 NONE	
<b>Total. Add lines 1 through 3</b>	0

**Part X Minimum Investment Return** (All domestic foundations must complete this part. Foreign foundations, see instructions.)

<b>1</b>	Fair market value of assets not used (or held for use) directly in carrying out charitable, etc., purposes:		
<b>a</b>	Average monthly fair market value of securities	<b>1a</b>	1,848,221
<b>b</b>	Average of monthly cash balances	<b>1b</b>	249,139
<b>c</b>	Fair market value of all other assets (see instructions)	<b>1c</b>	
<b>d</b>	<b>Total</b> (add lines 1a, b, and c)	<b>1d</b>	2,097,360
<b>e</b>	Reduction claimed for blockage or other factors reported on lines 1a and 1c (attach detailed explanation)	<b>1e</b>	
<b>2</b>	Acquisition indebtedness applicable to line 1 assets	<b>2</b>	
<b>3</b>	Subtract line 2 from line 1d	<b>3</b>	2,097,360
<b>4</b>	Cash deemed held for charitable activities. Enter 1 1/2 % of line 3 (for greater amount, see instructions)	<b>4</b>	31,460
<b>5</b>	<b>Net value of noncharitable-use assets.</b> Subtract line 4 from line 3. Enter here and on Part V, line 4	<b>5</b>	2,065,900
<b>6</b>	<b>Minimum investment return.</b> Enter 5% of line 5	<b>6</b>	103,295

**Part XI Distributable Amount** (see instructions) (Section 4942(j)(3) and (j)(5) private operating foundations and certain foreign organizations check here  and do not complete this part.)

<b>1</b>	Minimum investment return from Part X, line 6	<b>1</b>	103,295
<b>2a</b>	Tax on investment income for 2013 from Part VI, line 5	<b>2a</b>	812
<b>b</b>	Income tax for 2013 (This does not include the tax from Part VI.)	<b>2b</b>	
<b>c</b>	Add lines 2a and 2b	<b>2c</b>	812
<b>3</b>	Distributable amount before adjustments. Subtract line 2c from line 1	<b>3</b>	102,483
<b>4</b>	Recoveries of amounts treated as qualifying distributions	<b>4</b>	
<b>5</b>	Add lines 3 and 4	<b>5</b>	102,483
<b>6</b>	Deduction from distributable amount (see instructions)	<b>6</b>	
<b>7</b>	<b>Distributable amount as adjusted.</b> Subtract line 6 from line 5. Enter here and on Part XIII, line 1	<b>7</b>	102,483

**Part XII Qualifying Distributions** (see instructions)

<b>1</b>	Amounts paid (including administrative expenses) to accomplish charitable, etc., purposes:		
<b>a</b>	Expenses, contributions, gifts, etc.—total from Part I, column (d), line 26	<b>1a</b>	91,610
<b>b</b>	Program-related investments—total from Part IX-B	<b>1b</b>	
<b>2</b>	Amounts paid to acquire assets used (or held for use) directly in carrying out charitable, etc., purposes	<b>2</b>	
<b>3</b>	Amounts set aside for specific charitable projects that satisfy the		
<b>a</b>	Suitability test (prior IRS approval required)	<b>3a</b>	
<b>b</b>	Cash distribution test (attach the required schedule)	<b>3b</b>	
<b>4</b>	<b>Qualifying distributions.</b> Add lines 1a through 3b. Enter here and on Part V, line 8, and Part XIII, line 4	<b>4</b>	91,610
<b>5</b>	Foundations that qualify under section 4940(e) for the reduced rate of tax on net investment income. Enter 1% of Part I, line 27b (see instructions)	<b>5</b>	
<b>6</b>	<b>Adjusted qualifying distributions.</b> Subtract line 5 from line 4	<b>6</b>	91,610

**Note.** The amount on line 6 will be used in Part V, column (b), in subsequent years when calculating whether the foundation qualifies for the section 4940(e) reduction of tax in those years.

**Part XIII Undistributed Income (see instructions)**

	(a) Corpus	(b) Years prior to 2012	(c) 2012	(d) 2013
<b>1</b> Distributable amount for 2013 from Part XI, line 7				102,483
<b>2</b> Undistributed income, if any, as of the end of 2013				
<b>a</b> Enter amount for 2012 only			0	
<b>b</b> Total for prior years 20__, 20__, 20__				
<b>3</b> Excess distributions carryover, if any, to 2013				
<b>a</b> From 2008				
<b>b</b> From 2009	52,048			
<b>c</b> From 2010	15,580			
<b>d</b> From 2011	29,289			
<b>e</b> From 2012	102			
<b>f</b> Total of lines 3a through e	97,019			
<b>4</b> Qualifying distributions for 2013 from Part XII, line 4: $\blacktriangleright$ \$ 91,610				
<b>a</b> Applied to 2012, but not more than line 2a				
<b>b</b> Applied to undistributed income of prior years (Election required—see instructions)				
<b>c</b> Treated as distributions out of corpus (Election required—see instructions)				
<b>d</b> Applied to 2013 distributable amount				91,610
<b>e</b> Remaining amount distributed out of corpus				
<b>5</b> Excess distributions carryover applied to 2013 (If an amount appears in column (d), the same amount must be shown in column (a))	10,873			10,873
<b>6</b> Enter the net total of each column as indicated below:				
<b>a</b> Corpus Add lines 3f, 4c, and 4e Subtract line 5	86,146			
<b>b</b> Prior years' undistributed income Subtract line 4b from line 2b			0	
<b>c</b> Enter the amount of prior years' undistributed income for which a notice of deficiency has been issued, or on which the section 4942(a) tax has been previously assessed				
<b>d</b> Subtract line 6c from line 6b Taxable amount—see instructions				
<b>e</b> Undistributed income for 2012. Subtract line 4a from line 2a Taxable amount—see instructions				0
<b>f</b> Undistributed income for 2013. Subtract lines 4d and 5 from line 1. This amount must be distributed in 2014				0
<b>7</b> Amounts treated as distributions out of corpus to satisfy requirements imposed by section 170(b)(1)(F) or 4942(g)(3) (see instructions)				
<b>8</b> Excess distributions carryover from 2008 not applied on line 5 or line 7 (see instructions)				
<b>9</b> Excess distributions carryover to 2014. Subtract lines 7 and 8 from line 6a	86,146			
<b>10</b> Analysis of line 9.				
<b>a</b> Excess from 2009	41,175			
<b>b</b> Excess from 2010	15,580			
<b>c</b> Excess from 2011	29,289			
<b>d</b> Excess from 2012	102			
<b>e</b> Excess from 2013				

**Part XIV Private Operating Foundations** (see instructions and Part VII-A, question 9) N/A

**1a** If the foundation has received a ruling or determination letter that it is a private operating foundation, and the ruling is effective for 2013, enter the date of the ruling ▶

**b** Check box to indicate whether the foundation is a private operating foundation described in section  4942(j)(3) or  4942(j)(5)

	Tax year				(e) Total
	(a) 2013	(b) 2012	(c) 2011	(d) 2010	
<b>2a</b> Enter the lesser of the adjusted net income from Part I or the minimum investment return from Part X for each year listed . . . . .					0
<b>b</b> 85% of line 2a . . . . .					0
<b>c</b> Qualifying distributions from Part XII, line 4 for each year listed . . . . .					0
<b>d</b> Amounts included in line 2c not used directly for active conduct of exempt activities . . . . .					0
<b>e</b> Qualifying distributions made directly for active conduct of exempt activities Subtract line 2d from line 2c . . . . .					0
<b>3</b> Complete 3a, b, or c for the alternative test relied upon					
<b>a</b> "Assets" alternative test—enter					
<b>(1)</b> Value of all assets . . . . .					0
<b>(2)</b> Value of assets qualifying under section 4942(j)(3)(B)(i) . . . . .					0
<b>b</b> "Endowment" alternative test—enter 2/3 of minimum investment return shown in Part X, line 6 for each year listed . . . . .					0
<b>c</b> "Support" alternative test—enter					
<b>(1)</b> Total support other than gross investment income (interest, dividends, rents, payments on securities loans (section 512(a)(5)), or royalties) . . . . .					0
<b>(2)</b> Support from general public and 5 or more exempt organizations as provided in section 4942(j)(3)(B)(iii) . . . . .					0
<b>(3)</b> Largest amount of support from an exempt organization . . . . .					0
<b>(4)</b> Gross investment income . . . . .					0

**Part XV Supplementary Information (Complete this part only if the foundation had \$5,000 or more in assets at any time during the year—see instructions.)**

**1 Information Regarding Foundation Managers:**  
**a** List any managers of the foundation who have contributed more than 2% of the total contributions received by the foundation before the close of any tax year (but only if they have contributed more than \$5,000) (See section 507(d)(2) )

NONE

**b** List any managers of the foundation who own 10% or more of the stock of a corporation (or an equally large portion of the ownership of a partnership or other entity) of which the foundation has a 10% or greater interest

NONE

**2 Information Regarding Contribution, Grant, Gift, Loan, Scholarship, etc., Programs:**  
 Check here  if the foundation only makes contributions to preselected charitable organizations and does not accept unsolicited requests for funds. If the foundation makes gifts, grants, etc (see instructions) to individuals or organizations under other conditions, complete items 2a, b, c, and d.

**a** The name, address, and telephone number or e-mail address of the person to whom applications should be addressed

**b** The form in which applications should be submitted and information and materials they should include.

**c** Any submission deadlines

**d** Any restrictions or limitations on awards, such as by geographical areas, charitable fields, kinds of institutions, or other factors:

**Part XV** Supplementary Information (continued)

**3 Grants and Contributions Paid During the Year or Approved for Future Payment**

Recipient	If recipient is an individual, show any relationship to any foundation manager or substantial contributor	Foundation status of recipient	Purpose of grant or contribution	Amount
Name and address (home or business)				
a <i>Paid during the year</i> See Attached Statement				
<b>Total</b>			▶ <b>3a</b>	80,000
b <i>Approved for future payment</i> NONE				
<b>Total</b>			▶ <b>3b</b>	0





THE DOMINUS NIHIL FOUNDATION

20-8104194 Page 1 of 1

**Continuation of Part XV, Line 3a (990-PF) - Grants and Contributions Paid During the Year**

Recipient(s) paid during the year

Name  
WIKIMEDIA FOUNDATION  
Street

City	State	Zip Code	Foreign Country
------	-------	----------	-----------------

Relationship NONE	Foundation Status 501(C)(3)
----------------------	--------------------------------

Purpose of grant/contribution GENERAL OPERATING	Amount 5,000
--	-----------------

Name  
SOUTHERN POVERTY LAW CENTER  
Street  
400 WASHINGTON AVE.

City MONTGOMERY	State AL	Zip Code 36104	Foreign Country
--------------------	-------------	-------------------	-----------------

Relationship NONE	Foundation Status 501(C)(3)
----------------------	--------------------------------

Purpose of grant/contribution GENERAL OPERATING	Amount 75,000
--	------------------

Name

Street

City	State	Zip Code	Foreign Country
------	-------	----------	-----------------

Relationship	Foundation Status
--------------	-------------------

Purpose of grant/contribution	Amount
-------------------------------	--------

Name

Street

City	State	Zip Code	Foreign Country
------	-------	----------	-----------------

Relationship	Foundation Status
--------------	-------------------

Purpose of grant/contribution	Amount
-------------------------------	--------

Name

Street

City	State	Zip Code	Foreign Country
------	-------	----------	-----------------

Relationship	Foundation Status
--------------	-------------------

Purpose of grant/contribution	Amount
-------------------------------	--------

Name

Street

City	State	Zip Code	Foreign Country
------	-------	----------	-----------------

Relationship	Foundation Status
--------------	-------------------

Purpose of grant/contribution	Amount
-------------------------------	--------

Part I, Line 6 (990-PF) - Gain/Loss from Sale of Assets Other Than Inventory

Check "X" to include in Part IV	Description	CUSIP #	Purchaser	Check "X" if Purchaser is a Business	Date Acquired	Acquisition Method	Date Sold	Totals		Gross Sales Price	Gross Sales	Capital Gains/Losses Other sales	Cost, Other Basis and Expenses	Net Gain or Loss
								Gross Sales	Net Gain or Loss					
1	JP MORGAN INCOME BUILDE	4812A3254			10/12/2012		3/4/2013	10	910,233	0	906,347	3,886	0	
2	JP MORGAN INCOME BUILDE	4812A3254			9/4/2012		3/4/2013	29					0	
3	JP MORGAN INCOME BUILDE	4812A3254			7/2/2012		3/4/2013	9					0	
4	JP MORGAN INCOME BUILDE	4812A3254			5/1/2012		3/4/2013	9					0	
5	JP MORGAN INCOME BUILDE	4812A3254			4/2/2012		3/4/2013	9					0	
6	JP MORGAN INCOME BUILDE	4812A3254			2/9/2012		3/4/2013	1,325					99	
7	JP MORGAN INCOME BUILDE	4812A3254			2/1/2012		3/4/2013	10					0	
8	JP MORGAN INCOME BUILDE	4812A3254			12/1/2011		3/4/2013	10					0	
9	JP MORGAN INCOME BUILDE	4812A3254			8/1/2011		3/4/2013	10					0	
10	JP MORGAN INCOME BUILDE	4812A3254			10/1/2012		3/4/2013	10					0	
11	JP MORGAN INCOME BUILDE	4812A3254			12/3/2012		3/4/2013	10					0	
12	JP MORGAN INCOME BUILDE	4812A3254			3/1/2013		3/4/2013	2					0	
13	JP MORGAN INCOME BUILDE	4812A3254			3/1/2013		3/4/2013	20					0	
14	JP MORGAN INCOME BUILDE	4812A3254			2/1/2013		3/4/2013	20					0	
15	JP MORGAN INCOME BUILDE	4812A3254			1/4/2013		3/4/2013	3,591					4	
16	JP MORGAN INCOME BUILDE	4812A3254			1/4/2013		3/4/2013	10					0	
17	JP MORGAN INCOME BUILDE	4812A3254			1/2/2013		3/4/2013	30					0	
18	JP MORGAN INCOME BUILDE	4812A3254			12/3/2012		3/4/2013	10					0	
19	JP MORGAN INCOME BUILDE	4812A3254			11/1/2012		3/4/2013	10					0	
20	JP MORGAN INCOME BUILDE	4812A3254			10/3/2011		3/4/2013	10					0	
21	JP MORGAN INCOME BUILDE	4812A3254			1/4/2013		10/18/2013	20					0	
22	JP MORGAN INCOME BUILDE	4812A3254			3/1/2013		10/18/2013	8					0	
23	LEGG MASON BW GLOBAL	524686334			6/18/2013		10/9/2013	22					0	
24	LEGG MASON BW GLOBAL	524686334			9/30/2013		10/9/2013	22					0	
25	LEGG MASON BW GLOBAL	524686334			8/30/2013		10/9/2013	11					0	
26	LEGG MASON BW GLOBAL	524686334			8/30/2013		10/9/2013	33					0	
27	LEGG MASON BW GLOBAL	524686334			7/5/2013		10/9/2013	22					0	
28	LEGG MASON BW GLOBAL	524686334			6/28/2013		10/9/2013	22					0	
29	LEGG MASON BW GLOBAL	524686334			6/18/2013		10/9/2013	88					-2	
30	LEGG MASON BW GLOBAL	524686334			6/18/2013		10/9/2013	11					-1	
31	LEGG MASON BW GLOBAL	524686334			5/31/2013		10/9/2013	22					0	
32	LEGG MASON BW GLOBAL	524686334			4/30/2013		10/9/2013	22					-2	
33	LEGG MASON BW GLOBAL	524686334			3/28/2013		10/9/2013	11					0	
34	LEGG MASON BW GLOBAL	524686334			2/28/2013		10/9/2013	22					-1	
35	LEGG MASON BW GLOBAL	524686334			1/31/2013		10/9/2013	22					-1	
36	LEGG MASON BW GLOBAL	524686334			1/4/2013		10/9/2013	11					-1	
37	LEGG MASON BW GLOBAL	524686334			12/31/2012		10/9/2013	11					-1	
38	LEGG MASON BW GLOBAL	524686334			12/12/2012		10/9/2013	11					-1	
39	LEGG MASON BW GLOBAL	524686334			12/12/2012		10/9/2013	44					-2	
40	INVECO DEVELOPING	00141V838			1/4/2013		6/24/2013	8,024					-1,159	
41	LEGG MASON BW GLOBAL	524686334			12/12/2012		10/9/2013	11					0	
42	LEGG MASON BW GLOBAL	524686334			12/12/2012		10/9/2013	11					-1	
43	LEGG MASON BW GLOBAL	524686334			11/30/2012		10/9/2013	11					-1	
44	LEGG MASON BW GLOBAL	524686334			11/8/2012		10/9/2013	5,309					-253	
45	LEGG MASON BW GLOBAL	524686334			3/28/2013		10/9/2013	22					-1	
46	LEGG MASON BW GLOBAL	524686334			1/4/2013		10/9/2013	6,483					-432	
47	LEGG MASON BW GLOBAL	524686334			7/31/2013		10/9/2013	11					0	
48	LEGG MASON BW GLOBAL	524686334			9/30/2013		10/9/2013	11					0	
49	LEGG MASON BW GLOBAL	524686334			9/30/2013		10/18/2013	3					0	
50	LOOMIS SAYLES INVT GRADE	543487136			11/2/2012		10/9/2013	24					-2	
51	LOOMIS SAYLES INVT GRADE	543487136			12/24/2012		10/9/2013	61					-2	
52	LOOMIS SAYLES INVT GRADE	543487136			3/4/2013		10/9/2013	12					-1	
53	LOOMIS SAYLES INVT GRADE	543487136			8/2/2013		10/9/2013	37					0	
54	LOOMIS SAYLES INVT GRADE	543487136			10/2/2013		10/9/2013	37					0	
55	INVECO DEVELOPING	00141V838			1/4/2013		6/24/2013	30					5	
56	INVECO DEVELOPING	00141V838			1/4/2013		6/24/2013	9,999					-1,359	
57	INVECO DEVELOPING	00141V838			1/4/2013		7/19/2013	1					0	
58	AQR MANAGED FUTURES	00203H859			6/2/2012		1/28/2013	10,281					247	
59	AQR MANAGED FUTURES	00203H859			12/17/2012		1/28/2013	10					0	
60	AQR MANAGED FUTURES	00203H859			11/4/2013		1/28/2013	70					3	
61	AQR MANAGED FUTURES	00203H859			11/4/2013		1/28/2013	10					0	
62	AQR MANAGED FUTURES	00203H859			1/4/2013		1/28/2013	9,058					28	
63	AQR MANAGED FUTURES	00203H859			1/4/2013		1/28/2013	3					0	
64	ALLIANCEBERNSTEIN HIGH	018642744			11/20/2012		1/28/2013	23					0	
65	ALLIANCEBERNSTEIN HIGH	018642744			1/20/2011		1/28/2013	47					7	
66	ALLIANCEBERNSTEIN HIGH	018642744			6/20/2012		1/28/2013	47					3	
67	ALLIANCEBERNSTEIN HIGH	018642744			8/19/2011		1/28/2013	47					0	
68	LOOMIS SAYLES INVT GRADE	543487136			9/4/2013		10/9/2013	49					-1	

Part I, Line 6 (990-PF) - Gain/Loss from Sale of Assets Other Than Inventory

Check "X" to include in Part IV	Description	CUSIP #	Amount		Check "X" if Purchaser is a Business	Date Acquired	Acquisition Method	Date Sold	Gross Sales Price	Gross Sales	Valuation Method	Expense of Sale and Cost of Improvements	Depreciation	Adjustments	Net Gain or Loss
			Long Term CG Distributions	Short Term CG Distributions											
			15,014						910,233			906,347			3,886
									0			0			0
69	X LOOMIS SAYLES INVT GRADE	543487136				7/3/2013		10/3/2013	12	12					0
70	X LOOMIS SAYLES INVT GRADE	543487136				7/3/2013		10/3/2013	12	12					0
71	X LOOMIS SAYLES INVT GRADE	543487136				6/4/2013		10/3/2013	37	38					-1
72	X LOOMIS SAYLES INVT GRADE	543487136				5/2/2013		10/3/2013	12	13					-1
73	X LOOMIS SAYLES INVT GRADE	543487136				5/2/2013		10/3/2013	37	39					-2
74	X LOOMIS SAYLES INVT GRADE	543487136				4/2/2013		10/3/2013	37	38					-1
75	X LOOMIS SAYLES INVT GRADE	543487136				3/4/2013		10/3/2013	37	38					-1
76	X LOOMIS SAYLES INVT GRADE	543487136				2/4/2013		10/3/2013	12	13					-1
77	X LOOMIS SAYLES INVT GRADE	543487136				1/14/2013		10/3/2013	4,233	4,420					-187
78	X LOOMIS SAYLES INVT GRADE	543487136				12/24/2012		10/3/2013	12	13					-1
79	X LOOMIS SAYLES INVT GRADE	543487136				12/24/2012		10/3/2013	73	76					-3
80	X LOOMIS SAYLES INVT GRADE	543487136				12/4/2012		10/3/2013	12	13					-1
81	X LOOMIS SAYLES INVT GRADE	543487136				12/4/2012		10/3/2013	24	26					-2
82	X LOOMIS SAYLES INVT GRADE	543487136				10/2/2012		10/3/2013	24	25					-1
83	X LOOMIS SAYLES INVT GRADE	543487136				9/5/2012		10/3/2013	12	12					0
84	X LOOMIS SAYLES INVT GRADE	543487136				9/5/2012		10/3/2013	24	25					-1
85	X LOOMIS SAYLES INVT GRADE	543487136				7/3/2012		10/3/2013	12	12					0
86	X LOOMIS SAYLES INVT GRADE	543487136				6/4/2012		10/3/2013	12	12					0
87	X LOOMIS SAYLES INVT GRADE	543487136				4/3/2012		10/3/2013	12	12					0
88	X LOOMIS SAYLES INVT GRADE	543487136				2/8/2012		10/3/2013	7,688	7,805					-107
89	X LOOMIS SAYLES INVT GRADE	543487136				2/4/2012		10/3/2013	24	25					-1
90	X LOOMIS SAYLES INVT GRADE	543487136				2/4/2012		10/3/2013	12	13					-1
91	X ALLIANCEBERNSTEIN HIGH	018642744				12/20/2011		1/28/2013	47	41					6
92	X ALLIANCEBERNSTEIN HIGH	018642744				1/20/2012		1/28/2013	47	45					2
93	X ALLIANCEBERNSTEIN HIGH	018642744				1/18/2010		1/28/2013	6,431	6,431					1,094
94	X ALLIANCEBERNSTEIN HIGH	018642744				4/20/2011		1/28/2013	47	38					9
95	X ALLIANCEBERNSTEIN HIGH	018642744				8/24/2012		1/28/2013	35	34					1
96	X ALLIANCEBERNSTEIN HIGH	018642744				12/31/2012		1/28/2013	12	12					0
97	X ALLIANCEBERNSTEIN HIGH	018642744				10/20/2011		1/28/2013	47	41					6
98	X ALLIANCEBERNSTEIN HIGH	018642744				4/20/2012		1/28/2013	47	44					3
99	X ALLIANCEBERNSTEIN HIGH	018642744				5/18/2012		1/28/2013	35	33					2
100	X ALLIANCEBERNSTEIN HIGH	018642744				1/12/2012		1/28/2013	12	12					0
101	X LOOMIS SAYLES INVT GRADE	543487136				8/2/2013		10/9/2013	12	12					0
102	X LOOMIS SAYLES INVT GRADE	543487136				7/3/2013		10/9/2013	24	24					0
103	X ALLIANCEBERNSTEIN HIGH	018642744				2/18/2011		1/28/2013	47	38					9
104	X ALLIANCEBERNSTEIN HIGH	018642744				3/18/2011		1/28/2013	47	38					0
105	X ALLIANCEBERNSTEIN HIGH	018642744				2/17/2012		1/28/2013	47	43					4
106	X ALLIANCEBERNSTEIN HIGH	018642744				1/18/2011		1/28/2013	35	28					7
107	X ALLIANCEBERNSTEIN HIGH	018642744				9/20/2011		1/28/2013	47	41					6
108	X ALLIANCEBERNSTEIN HIGH	018642744				3/20/2012		1/28/2013	47	41					6
109	X ALLIANCEBERNSTEIN HIGH	018642744				9/20/2012		1/28/2013	47	45					2
110	X ALLIANCEBERNSTEIN HIGH	018642744				12/20/2012		1/28/2013	35	35					0
111	X ALLIANCEBERNSTEIN HIGH	018642744				8/20/2011		1/28/2013	47	40					7
112	X ALLIANCEBERNSTEIN HIGH	018642744				5/20/2011		1/28/2013	47	39					8
113	X ALLIANCEBERNSTEIN HIGH	018642744				1/20/2012		1/28/2013	35	32					3
114	X ALLIANCEBERNSTEIN HIGH	018642744				12/30/2011		1/28/2013	12	10					2
115	X ALLIANCEBERNSTEIN HIGH	018642744				10/19/2012		1/28/2013	47	46					1
116	X ALLIANCEBERNSTEIN HIGH	018642744				1/31/2012		1/28/2013	23	23					0
117	X MARKET VECTORS ETF TR	57060U100				3/15/2012		1/28/2013	7,634	9,246					-1,612
118	X MARKET VECTORS ETF TR	57060U100				9/23/2011		1/28/2013	41	36					-5
119	X MARKET VECTORS ETF TR	57060U100				9/23/2011		1/28/2013	2,697	4,198					-1,501
120	X MARKET VECTORS ETF TR	57060U100				9/16/2011		1/28/2013	5,518	8,510					-2,992
121	X MARKET VECTORS ETF TR	57060U100				3/6/2013		4/3/2013	19,641	20,753					-1,112
122	X THE MERGER FUND CL N	589509108				1/4/2013		1/28/2013	18,542	18,459					83
123	X THE MERGER FUND CL N	589509108				7/10/2012		1/28/2013	10,121	10,158					-37
124	X MFS MUNI HIGH INCOME FD	552984692				9/14/2009		1/28/2013	7,982	6,556					1,026
125	X MFS MUNI HIGH INCOME FD	552984692				7/1/2009		1/28/2013	8	7					1
126	X THE MERGER FUND CL N	589509108				5/14/2010		1/28/2013	16	16					0
127	X THE MERGER FUND CL N	589509108				5/13/2010		1/28/2013	3,132	3,118					14
128	X THE MERGER FUND CL N	589509108				12/24/2009		1/28/2013	1,952	1,928					23
130	X THE MERGER FUND CL N	589509108				10/26/2009		1/28/2013	4,932	4,725					107
131	X THE MERGER FUND CL N	589509108				1/14/2013		2/22/2013	3	3					0
132	X METROPOLITAN WEST TOTAL	592905509				7/31/2012		6/5/2013	11	11					0
133	X METROPOLITAN WEST TOTAL	592905509				6/29/2012		6/5/2013	65	64					1
134	X METROPOLITAN WEST TOTAL	592905509				9/28/2012		6/5/2013	54	55					-1
135	X METROPOLITAN WEST TOTAL	592905509				8/31/2012		6/5/2013	65	66					-1





Part I, Line 6 (990-PF) - Gain/Loss from Sale of Assets Other Than Inventory

Check "X" to include in Part IV	Description	CUSIP #	Amount	Check "X" if Purchaser is a Business	Date Acquired	Acquisition Method	Date Sold	Gross Sales Price	Cost or Other Basis	Valuation Method	Expense of Sale and Cost of Improvements	Depreciation	Adjustments	Net Gain or Loss
	Long Term CG Distributions		15,014					910,233	906,347					3,886
	Short Term CG Distributions							0	0					0
273	X DOUBLELINE CORE FIXED	258620301			9/27/2012		6/4/2013	34	34					0
274	X DOUBLELINE CORE FIXED	258620301			8/27/2012		6/4/2013	11	11					0
275	X DOUBLELINE CORE FIXED	258620301			8/27/2012		6/4/2013	11	11					0
276	X DOUBLELINE CORE FIXED	258620301			8/27/2012		6/4/2013	11	11					0
277	X EATON VANCE FLOATING	277911491			12/31/2012		5/3/2013	12,131	12,036					95
278	X EATON VANCE FLOATING	277911491			12/31/2012		5/3/2013	9	9					0
279	X EATON VANCE FLOATING	277911491			1/31/2013		5/3/2013	9	9					0
280	X EATON VANCE FLOATING	277911491			2/28/2013		5/3/2013	82	82					0
281	X EATON VANCE FLOATING	277911491			1/16/2012		5/3/2013	13,535	13,325					210
282	X FPA NEW INCOME INC	302544101			6/21/2012		10/17/2013	10	11					-1
283	X FPA NEW INCOME INC	302544101			8/30/2011		10/17/2013	11,259	11,826					-567
284	X METROPOLITAN WEST TOTAL	592905509			5/31/2013		6/21/2013	2	2					533
285	X METROPOLITAN WEST TOTAL	592905509			9/30/2013		10/9/2013	0	0					0
286	X METROPOLITAN WEST TOTAL	592905509			9/30/2013		10/9/2013	11	11					0
287	X METROPOLITAN WEST TOTAL	592905509			8/23/2012		10/9/2013	11	11					0
288	X NEUBERGER BERMAN STRAT	64128K751			1/31/2013		10/17/2013	11	11					0
289	X NEUBERGER BERMAN STRAT	64128K751			3/28/2013		10/17/2013	11	11					0
290	X NEUBERGER BERMAN STRAT	64128K751			5/31/2013		10/17/2013	11	11					0
291	X PUTNAM TAX FREE HIGH	746872878			1/4/2010		7/15/2013	12	11					1
292	X PUTNAM TAX FREE HIGH	746872878			12/24/2009		7/15/2013	229	216					13
293	X PUTNAM TAX FREE HIGH	746872878			1/14/2013		7/29/2013	13,396	13,463					-67
294	X RS GLOBAL NATURAL	74972H648			1/14/2013		7/29/2013	38	37					1
295	X RS GLOBAL NATURAL	74972H648			1/14/2013		7/29/2013	20	20					0
296	X RS GLOBAL NATURAL	74972H648			12/14/2012		7/29/2013	38	37					1
297	X RS GLOBAL NATURAL	74972H648			8/31/2012		4/10/2013	11	11					0
298	X DOUBLELINE EMERGING	258620509			7/31/2012		4/10/2013	11	11					0
299	X DOUBLELINE EMERGING	258620509			6/29/2012		4/10/2013	11	11					0
300	X DOUBLELINE EMERGING	258620509			5/31/2012		4/10/2013	11	11					0
301	X DOUBLELINE EMERGING	258620509			5/31/2012		4/10/2013	11	11					0
302	X DOUBLELINE EMERGING	258620509			12/31/2010		4/10/2013	11	10					1
303	X DOUBLELINE EMERGING	258620509			3/30/2012		4/10/2013	11	10					1
304	X DOUBLELINE EMERGING	258620509			3/30/2012		4/10/2013	11	11					0
305	X DOUBLELINE EMERGING	258620509			2/29/2012		4/10/2013	11	11					0
306	X DOUBLELINE EMERGING	258620509			2/29/2012		4/10/2013	11	11					0
307	X DOUBLELINE EMERGING	258620509			9/28/2012		4/10/2013	11	11					0
308	X DOUBLELINE EMERGING	258620509			1/31/2012		4/10/2013	11	10					1
309	X DOUBLELINE EMERGING	258620509			12/30/2011		4/10/2013	11	10					1
310	X DOUBLELINE EMERGING	258620509			12/30/2011		4/10/2013	11	10					1
311	X DOUBLELINE EMERGING	258620509			12/15/2011		4/10/2013	33	31					2
312	X DOUBLELINE EMERGING	258620509			9/30/2012		10/3/2013	25	23					-1
313	X NEUBERGER BERMAN STRAT	64128K751			4/30/2012		10/3/2013	25	23					2
314	X NEUBERGER BERMAN STRAT	64128K751			2/9/2012		10/3/2013	3,935	3,708					227
315	X BLACKROCK HI YLD BD	091929638			9/30/2012		10/3/2013	25	24					1
316	X BLACKROCK HI YLD BD	091929638			8/31/2012		10/3/2013	25	23					2
317	X BLACKROCK HI YLD BD	091929638			6/29/2012		10/3/2013	25	23					2
318	X BLACKROCK HI YLD BD	091929638			3/30/2012		10/3/2013	25	23					2
319	X BLACKROCK HI YLD BD	091929638			5/31/2012		10/3/2013	8	8					0
320	X BLACKROCK HI YLD BD	091929638			12/30/2011		10/3/2013	8	7					1
321	X BLACKROCK HI YLD BD	091929638			12/30/2011		10/3/2013	16	16					0
322	X BLACKROCK HI YLD BD	091929638			8/31/2012		10/3/2013	8	8					0
323	X BLACKROCK HI YLD BD	091929638			2/28/2013		10/3/2013	8	8					0
324	X OPPENHEIMER ROCHESTER	68382L405			2/19/2013		6/24/2013	3	3					0
325	X OPPENHEIMER ROCHESTER	68382L405			2/19/2013		6/24/2013	3	3					0
326	X OPPENHEIMER ROCHESTER	68382L405			2/19/2013		6/24/2013	23	24					-1
327	X OPPENHEIMER ROCHESTER	68382L405			1/22/2013		6/24/2013	3	3					0
328	X OPPENHEIMER ROCHESTER	68382L405			1/22/2013		6/24/2013	16	17					-1
329	X OPPENHEIMER ROCHESTER	68382L405			1/14/2013		6/24/2013	4,316	4,512					-196
330	X OPPENHEIMER ROCHESTER	68382L405			1/4/2013		6/24/2013	3	3					0
331	X OPPENHEIMER ROCHESTER	68382L405			1/4/2013		6/24/2013	10	10					0
332	X OPPENHEIMER ROCHESTER	68382L405			1/17/2012		6/24/2013	3	3					0
333	X OPPENHEIMER ROCHESTER	68382L405			10/23/2012		6/24/2013	10	10					0
334	X OPPENHEIMER ROCHESTER	68382L405			4/30/2013		6/24/2013	3	3					0
335	X COLUMBIA SHORT TERM	19765J327			7/25/2013		7/25/2013	10	11					-1
336	X COLUMBIA SHORT TERM	19765J327			7/25/2013		7/25/2013	10	11					-1
337	X COLUMBIA SHORT TERM	19765J327			7/25/2013		7/25/2013	10	10					0
338	X COLUMBIA SHORT TERM	19765J327			5/31/2013		7/25/2013	10	10					0
339	X DOUBLELINE EMERGING	258620509			8/31/2013		4/10/2013	3,803	3,518					-1
340	X DOUBLELINE EMERGING	258620509			11/30/2011		4/10/2013	11	10					1



4/30/2014 6:03:41 PM - RKM - LA - THE DOMINUS NIHIL FOUNDATION

Part I, Line 6 (990-PF) - Gain/Loss from Sale of Assets Other Than Inventory

Check "X" to include in Part IV	Description	CUSIP #	Amount	Check "X" if Purchaser is a Business	Date Acquired	Acquisition Method	Date Sold	Totals		Cost, Other Basis and Expenses			Net Gain or Loss
								Capital Gains/Losses	Other sales	Gross Sales	910 233	0	
			15,014					Gross Sales	910 233	0	906,347	0	3,886
								Cost or Other Basis	Valuation Method	Expense of Sale and Cost of Improvements	Depreciation	Adjustments	Net Gain or Loss
409	X	BLACKROCK EMERG MARKT			10/18/2013		10/18/2013	3					0
410	X	CRM GLOBAL OPPORTUNITY			2/17/2010		8/12/2013	3,238					420
411	X	CRM GLOBAL OPPORTUNITY			2/18/2010		10/31/2013	17					0
412	X	DOUBLELINE CORE FIXED			3/28/2013		4/3/2013	102					0
413	X	DOUBLELINE CORE FIXED			7/31/2012		4/3/2013	11					0
414	X	DOUBLELINE CORE FIXED			11/30/2011		4/3/2013	68					0
415	X	DOUBLELINE CORE FIXED			9/30/2011		4/3/2013	45					0
416	X	DOUBLELINE CORE FIXED			1/31/2012		4/3/2013	55					0
417	X	DOUBLELINE CORE FIXED			3/30/2012		4/3/2013	57					0
418	X	DOUBLELINE CORE FIXED			2/29/2012		4/3/2013	44					0
419	X	DOUBLELINE CORE FIXED			2/29/2012		4/3/2013	54					0
420	X	DOUBLELINE CORE FIXED			10/31/2011		4/3/2013	44					0
421	X	DOUBLELINE CORE FIXED			8/30/2011		4/3/2013	6,006					214
422	X	CRM GLOBAL OPPORTUNITY			8/12/2011		10/31/2013	7					0
423	X	CRM GLOBAL OPPORTUNITY			4/15/2010		10/31/2013	4,081					221
424	X	CRM GLOBAL OPPORTUNITY			4/15/2010		10/31/2013	1					0
425	X	CRM GLOBAL OPPORTUNITY			2/17/2010		10/31/2013	332					52
426	X	CRM GLOBAL OPPORTUNITY			4/15/2010		12/11/2013	2					0
427	X	CRM GLOBAL OPPORTUNITY			4/15/2010		12/11/2013	4,393					188
428	X	CALAMOS EVOLVING WORLD			1/4/2013		6/24/2013	10,040					-917
429	X	CALAMOS EVOLVING WORLD			1/4/2013		6/24/2013	8,328					-795
430	X	DOUBLELINE CORE FIXED			1/2/2011		4/3/2013	57					0
431	X	DOUBLELINE CORE FIXED			12/30/2011		4/3/2013	46					0
432	X	DOUBLELINE CORE FIXED			9/28/2012		4/3/2013	57					0
433	X	DOUBLELINE CORE FIXED			12/31/2012		4/3/2013	34					0
434	X	DOUBLELINE CORE FIXED			7/31/2012		4/3/2013	11					0
435	X	DOUBLELINE CORE FIXED			5/31/2012		4/3/2013	45					0
436	X	DOUBLELINE CORE FIXED			2/28/2012		4/3/2013	45					0
437	X	COLUMBIA SHORT TERM			2/28/2012		7/25/2013	10					-1
438	X	COLUMBIA SHORT TERM			1/28/2013		7/25/2013	8,795					-58
439	X	OPPENHEIMER ROCHESTER			10/23/2012		6/24/2013	10					0
440	X	OPPENHEIMER ROCHESTER			9/25/2012		6/24/2013	14					-1
441	X	OPPENHEIMER ROCHESTER			8/29/2012		6/24/2013	14					0
442	X	OPPENHEIMER ROCHESTER			7/24/2012		6/24/2013	14					-1
443	X	OPPENHEIMER ROCHESTER			6/26/2012		6/24/2013	3					0
444	X	CALAMOS EVOLVING WORLD			1/4/2013		7/19/2013	11					0
445	X	COHEN & STEERS PREFERRED			8/20/2012		7/29/2013	13,371					225
446	X	NEUBERGER BERMAN STRAT			6/30/2012		10/11/2013	13,146					0
447	X	NEUBERGER BERMAN STRAT			7/31/2013		10/11/2013	11					0
448	X	NEUBERGER BERMAN STRAT			6/41/28/751		10/11/2013	22					0
449	X	NEUBERGER BERMAN STRAT			6/41/28/751		10/11/2013	7,952					-29
450	X	NEUBERGER BERMAN STRAT			6/41/28/751		10/11/2013	11					0
451	X	NEUBERGER BERMAN STRAT			5/31/2013		10/11/2013	11					0
452	X	OPPENHEIMER ROCHESTER			6/26/2012		6/24/2013	14					-1
453	X	OPPENHEIMER ROCHESTER			5/22/2012		6/24/2013	14					0
454	X	OPPENHEIMER ROCHESTER			4/24/2012		6/24/2013	3					0
455	X	OPPENHEIMER ROCHESTER			4/24/2012		6/24/2013	10					0
456	X	OPPENHEIMER ROCHESTER			3/30/2012		6/24/2013	3,676					-100
457	X	OPPENHEIMER ROCHESTER			3/30/2012		6/24/2013	26					0
458	X	OPPENHEIMER ROCHESTER			3/31/2012		9/19/2013	27					0
459	X	DOUBLELINE CORE FIXED			10/21/2012		10/11/2013	32					-1
460	X	DOUBLELINE CORE FIXED			8/30/2013		10/11/2013	11					0
461	X	DOUBLELINE CORE FIXED			5/4/2013		10/11/2013	54					0
462	X	DOUBLELINE CORE FIXED			1/4/2013		10/11/2013	14,564					-712
463	X	DOUBLELINE CORE FIXED			8/30/2013		10/11/2013	11					0
464	X	TCW TOTAL RETURN			7/31/2013		10/11/2013	10					0
465	X	TCW TOTAL RETURN			7/31/2013		10/11/2013	70					0
466	X	TCW TOTAL RETURN			6/28/2013		10/11/2013	70					0
467	X	TCW TOTAL RETURN			6/28/2013		10/11/2013	10					0
468	X	TCW TOTAL RETURN			5/31/2013		10/11/2013	70					-1
469	X	TCW TOTAL RETURN			4/30/2013		10/11/2013	10					0
470	X	TCW TOTAL RETURN			4/30/2013		10/11/2013	70					-2
471	X	TCW TOTAL RETURN			3/28/2013		10/11/2013	80					-2
472	X	TCW TOTAL RETURN			2/28/2013		10/11/2013	80					-2
473	X	NEUBERGER BERMAN STRAT			4/30/2013		10/11/2013	22					-1
474	X	NEUBERGER BERMAN STRAT			4/30/2013		10/11/2013	11					0
475	X	NEUBERGER BERMAN STRAT			3/28/2013		10/11/2013	11					0
476	X	NEUBERGER BERMAN STRAT			2/28/2013		10/11/2013	11					0

Part I, Line 6 (990-PF) - Gain/Loss from Sale of Assets Other Than Inventory

Check 'X' to include in Part IV	Description	CUSIP #	Amount	Totals		Capital Gains/Losses	Gross Sales	Cost, Other Basis and Expenses	Net Gain or Loss		
				Long Term CG Distributions	Short Term CG Distributions						
Check 'X' if Purchaser is a Business	Purchaser	Date Acquired	Acquisition Method	Date Sold	Gross Sales Price	Cost or Other Basis	Valuation Method	Expense of Sale and Cost of Improvements	Depreciation	Adjustments	Net Gain or Loss
			15,014				910,233		906,347		3,866
477	X NEUBERGER BERMAN STRAT	64128K751		1/31/2013	11		11				0
478	X NEUBERGER BERMAN STRAT	64128K751		1/14/2013	3,075		3,200				-125
479	X NEUBERGER BERMAN STRAT	64128K751		12/31/2012	11		11				0
480	X NEUBERGER BERMAN STRAT	64128K751		12/21/2012	11		11				0
481	X NEUBERGER BERMAN STRAT	64128K751		12/21/2012	55		57				-2
482	X NEUBERGER BERMAN STRAT	64128K751		12/21/2012	11		11				0
483	X NEUBERGER BERMAN STRAT	64128K751		11/30/2012	11		12				-1
484	X NEUBERGER BERMAN STRAT	64128K751		10/31/2012	11		12				-1
485	X NEUBERGER BERMAN STRAT	64128K751		8/31/2012	11		11				0
486	X NEUBERGER BERMAN STRAT	64128K751		7/31/2012	11		11				0
487	X NEUBERGER BERMAN STRAT	64128K751		6/29/2012	11		11				0
488	X DOUBLELINE CORE FIXED	258620301		9/20/2012	11		11				0
489	X DOUBLELINE CORE FIXED	258620301		9/30/2013	6		5				1
490	X DOUBLELINE EMERGING	258620509		9/30/2010	11		10				0
491	X DOUBLELINE EMERGING	258620509		1/14/2013	11		11				0
492	X DOUBLELINE EMERGING	258620509		1/14/2013	400		401				-1
493	X DOUBLELINE EMERGING	258620509		12/31/2012	11		11				0
494	X DOUBLELINE EMERGING	258620509		12/5/2012	44		44				0
495	X DOUBLELINE EMERGING	258620509		11/30/2012	11		11				0
496	X DOUBLELINE EMERGING	258620509		10/31/2012	11		11				0
497	X PAYDEN EMERGING MARKET	704329531		3/28/2013	15		15				0
498	X PAYDEN EMERGING MARKET	704329531		2/28/2013	46		45				1
499	X PAYDEN EMERGING MARKET	704329531		2/28/2013	15		15				0
500	X PAYDEN EMERGING MARKET	704329531		2/28/2013	46		46				0
501	X PAYDEN EMERGING MARKET	704329531		1/31/2013	46		46				0
502	X PAYDEN EMERGING MARKET	704329531		1/14/2013	15		15				0
503	X PAYDEN EMERGING MARKET	704329531		1/14/2013	4,786		4,823				-37
504	X PAYDEN EMERGING MARKET	704329531		12/31/2012	31		31				0
505	X PAYDEN EMERGING MARKET	704329531		4/10/2013	15		15				0
506	X PAYDEN EMERGING MARKET	704329531		4/10/2013	15		16				-1
507	X TOW TOTAL RETURN	87234N880		2/28/2013	10		10				0
508	X TOW TOTAL RETURN	87234N880		1/31/2013	80		82				-2
509	X TOW TOTAL RETURN	87234N880		1/14/2013	9,156		9,303				-147
510	X TOW TOTAL RETURN	87234N880		12/28/2012	40		41				-1
511	X TOW TOTAL RETURN	87234N880		12/28/2012	10		10				0
512	X TOW TOTAL RETURN	87234N880		11/30/2012	40		41				-1
513	X TOW TOTAL RETURN	87234N880		10/31/2012	10		10				0
514	X TOW TOTAL RETURN	87234N880		10/31/2012	50		51				-1
515	X TOW TOTAL RETURN	87234N880		10/31/2012	10		10				0
516	X TOW TOTAL RETURN	87234N880		10/15/2012	4,543		4,584				-41
517	X TOW TOTAL RETURN	87234N880		9/28/2012	30		30				0
518	X TOW TOTAL RETURN	87234N880		9/4/2012	6,794		6,748				46
519	X TOW TOTAL RETURN	87234N880		9/30/2013	9		9				0
520	X WISDOMTREE EMERGING MF	97717W315		6/21/2012	4,723		4,173				550
521	X WISDOMTREE EMERGING MF	97717W315		4/4/2012	4,866		4,815				51
522	X WISDOMTREE EMERGING MF	97717W315		9/22/2011	5,545		5,545				0
523	X WISDOMTREE EMERGING MF	97717W315		9/9/2011	4,262		3,994				268
524	X WISDOMTREE JAP SIC DVD F	97717W836		6/21/2012	2,864		2,751				113
525	X WISDOMTREE JAP SIC DVD F	97717W836		1/10/2011	738		751				-13
526	X WISDOMTREE JAP SIC DVD F	97717W836		2/11/2009	12,455		9,481				2,974
527	X BLACKROCK HI YLD BD	091929638		7/31/2012	23		23				0
528	X BLACKROCK HI YLD BD	091929638		4/30/2013	41		42				-1
529	X BLACKROCK HI YLD BD	091929638		1/14/2013	3,354		3,358				-4
530	X BLACKROCK HI YLD BD	091929638		3/31/2012	25		23				2
531	X BLACKROCK HI YLD BD	091929638		3/28/2012	8		8				0
532	X BLACKROCK HI YLD BD	091929638		12/31/2012	25		24				1
533	X BLACKROCK HI YLD BD	091929638		2/9/2012	8		8				0
534	X BLACKROCK HI YLD BD	091929638		2/29/2012	16		16				0
535	X BLACKROCK HI YLD BD	091929638		6/28/2013	8		8				0
536	X BLACKROCK HI YLD BD	091929638		10/19/2011	892		793				99
537	X BLACKROCK HI YLD BD	091929638		9/28/2012	25		24				1
538	X NEUBERGER BERMAN STRAT	64128K751		6/29/2012	55		56				-1
539	X NEUBERGER BERMAN STRAT	64128K751		4/30/2012	11		11				0
540	X NEUBERGER BERMAN STRAT	64128K751		3/30/2012	11		11				0
541	X NEUBERGER BERMAN STRAT	64128K751		3/19/2012	3,760		3,757				3
542	X NEUBERGER BERMAN STRAT	64128K751		9/30/2013	11		10				1
543	X OPPENHEIMER ROCHESTER	68382L405		6/24/2013	26		28				-2
544	X OPPENHEIMER ROCHESTER	68382L405		4/23/2013	26		28				-2



4/30/2014 6:03 41 PM - RKM - LA - THE DOMINUS NIHIL FOUNDATION

Part I, Line 6 (990-PF) - Gain/Loss from Sale of Assets Other Than Inventory

Check "X" to include in Part IV	Description	CUSIP #	Amount		Purchaser	Check "X" if Purchaser is a Business	Date Acquired	Acquisition Method	Date Sold	Gross Sales Price	Gross Sales Other Basis	Valuation Method	Cost, Other Basis and Expenses		Net Gain or Loss
			Long Term CG Distributions	Short Term CG Distributions									Expense of Sale and Cost of Improvements	Depreciation	
			15,014							910,233			908,347		3,886
										0			0		0
613	X	PAYDEN EMERGING MARKET	704329531				6/29/2012		4/10/2013	29					2
614	X	PAYDEN EMERGING MARKET	704329531				5/31/2012		4/10/2013	14					1
615	X	PAYDEN EMERGING MARKET	704329531				3/1/2012		4/10/2013	28					3
616	X	PAYDEN EMERGING MARKET	704329531				4/30/2012		4/10/2013	14					1
617	X	PAYDEN EMERGING MARKET	704329531				4/30/2012		4/10/2013	29					2
618	X	PAYDEN EMERGING MARKET	704329531				3/30/2012		4/10/2013	29					2
619	X	DOUBLELINE CORE FIXED	258620301				8/27/2012		6/18/2013	11					0
620	X	DOUBLELINE CORE FIXED	258620301				2/29/2012		6/18/2013	11					0
621	X	DOUBLELINE CORE FIXED	258620301				5/31/2012		6/18/2013	11					0
622	X	DOUBLELINE CORE FIXED	258620301				12/15/2011		6/18/2013	11					0
623	X	DOUBLELINE CORE FIXED	258620301				8/30/2011		6/18/2013	2,985					46
624	X	DOUBLELINE CORE FIXED	258620301				12/15/2011		6/18/2013	33					0
625	X	DOUBLELINE CORE FIXED	258620301				1/10/2011		12/11/2013	67					0
626	X	DOUBLELINE CORE FIXED	258620301				1/14/2013		6/18/2013	11					0
627	X	DOUBLELINE CORE FIXED	258620301				7/31/2012		6/18/2013	11					0
628	X	DOUBLELINE CORE FIXED	258620301				8/27/2012		6/18/2013	11					0
629	X	DOUBLELINE CORE FIXED	258620301				1/10/2011		12/11/2013	5,094					-174
630	X	DOUBLELINE CORE FIXED	45070A206				1/10/2011		12/11/2013	6,237					553
631	X	DOUBLELINE CORE FIXED	45070A206				1/10/2011		12/11/2013	8					1
632	X	JANUS FLEXIBLE BOND	47103C746				12/7/2010		4/3/2013	5,837					172
633	X	JANUS FLEXIBLE BOND	47103C746				12/7/2010		4/3/2013	6,179					84
634	X	JANUS FLEXIBLE BOND	47103C746				1/21/2010		6/18/2013	3,059					38
635	X	JANUS FLEXIBLE BOND	47103C746				1/14/2013		7/25/2013	13,589					-374
636	X	JANUS FLEXIBLE BOND	47103C746				1/14/2013		7/25/2013	11					0
637	X	JANUS FLEXIBLE BOND	47103C746				5/3/2010		7/25/2013	10					0
638	X	JANUS FLEXIBLE BOND	47103C746				3/1/2010		7/25/2013	10					0
639	X	JANUS FLEXIBLE BOND	47103C746				1/27/2010		7/25/2013	1,251					3
640	X	JANUS FLEXIBLE BOND	47103C746				1/14/2013		8/23/2013	6					0
641	X	JANUS FLEXIBLE BOND	47103C746				7/19/2011		3/4/2013	3,135					165
642	X	JANUS FLEXIBLE BOND	47103C746				1/1/2012		3/4/2013	10					0
643	X	JANUS FLEXIBLE BOND	47103C746				10/11/2013		10/11/2013	10					0
644	X	JANUS FLEXIBLE BOND	47103C746				10/11/2013		10/11/2013	10					0
645	X	JANUS FLEXIBLE BOND	47103C746				12/22/2008		10/11/2013	1,496					-87
646	X	JANUS FLEXIBLE BOND	47103C746				6/27/2011		10/11/2013	11,538					-301
647	X	JANUS FLEXIBLE BOND	47103C746				1/14/2013		10/11/2013	6,399					-217
648	X	JANUS FLEXIBLE BOND	47103C746				6/27/2012		10/11/2013	10					0
649	X	JANUS FLEXIBLE BOND	47103C746				4/7/2010		10/11/2013	10					0
650	X	JANUS FLEXIBLE BOND	47103C746				7/8/2009		10/11/2013	10					0
651	X	JANUS FLEXIBLE BOND	47103C746				11/26/2008		10/11/2013	1,858					-122
652	X	JANUS FLEXIBLE BOND	47103C746				1/14/2013		10/22/2013	9					0
653	X	JANUS FLEXIBLE BOND	47103C746				4/30/2012		4/10/2013	11					0
654	X	JANUS FLEXIBLE BOND	47103C746				2/28/2011		10/3/2013	13					0
655	X	JANUS FLEXIBLE BOND	47103C746				7/31/2013		10/3/2013	14					0
656	X	JANUS FLEXIBLE BOND	47103C746				2/19/2013		10/3/2013	13					-2
657	X	JANUS FLEXIBLE BOND	47103C746				3/28/2013		10/3/2013	44					-4
658	X	JANUS FLEXIBLE BOND	47103C746				4/30/2013		10/3/2013	13					-2
659	X	JANUS FLEXIBLE BOND	47103C746				12/31/2012		10/3/2013	13					-2
660	X	JANUS FLEXIBLE BOND	47103C746				11/30/2012		10/3/2013	13					-2
661	X	JANUS FLEXIBLE BOND	47103C746				11/30/2012		10/3/2013	13					-2
662	X	JANUS FLEXIBLE BOND	47103C746				8/30/2012		10/3/2013	40					0
663	X	JANUS FLEXIBLE BOND	47103C746				7/31/2013		10/3/2013	40					-1
664	X	JANUS FLEXIBLE BOND	47103C746				6/28/2013		10/3/2013	40					0
665	X	JANUS FLEXIBLE BOND	47103C746				5/31/2013		10/3/2013	43					0
666	X	JANUS FLEXIBLE BOND	47103C746				10/31/2012		10/3/2013	13					-2
667	X	JANUS FLEXIBLE BOND	47103C746				1/31/2013		10/3/2013	27					-3
668	X	JANUS FLEXIBLE BOND	47103C746				4/30/2013		10/3/2013	40					-4
669	X	JANUS FLEXIBLE BOND	47103C746				2/19/2013		10/3/2013	27					-2
670	X	JANUS FLEXIBLE BOND	47103C746				2/19/2013		10/3/2013	54					-5
671	X	JANUS FLEXIBLE BOND	47103C746				1/14/2013		10/3/2013	5,044					-592
672	X	JANUS FLEXIBLE BOND	47103C746				12/31/2012		10/3/2013	13					-2
673	X	JANUS FLEXIBLE BOND	47103C746				10/15/2012		10/3/2013	6,241					-73
674	X	JANUS FLEXIBLE BOND	47103C746				9/30/2013		10/3/2013	40					0
675	X	JANUS FLEXIBLE BOND	47103C746				12/24/2012		10/3/2013	27					-3
676	X	JANUS FLEXIBLE BOND	47103C746				12/24/2012		10/3/2013	60					-6
677	X	JANUS FLEXIBLE BOND	47103C746				9/30/2013		10/3/2013	11					0
678	X	JANUS FLEXIBLE BOND	47103C746				12/14/2012		1/4/2013	193					5
679	X	JANUS FLEXIBLE BOND	47103C746				12/14/2012		1/4/2013	940					86
680	X	JANUS FLEXIBLE BOND	47103C746				12/14/2012		12/11/2013	55					0

Part I, Line 6 (990-PF) - Gain/Loss from Sale of Assets Other Than Inventory

Check "X" to include in Part IV	Description	CUSIP #	Purchaser	Check "X" if Purchaser is a Business	Date Acquired	Acquisition Method	Date Sold	Gross Sales Price	Gross Sales	Cost or Other Basis	Valuation Method	Expense of Sale and Cost of Improvements	Depreciation	Adjustments	Net Gain or Loss
		Amount	15,014												
	Long Term CG Distributions														
	Short Term CG Distributions														
									910,233				906,347		3,886
681	X FIRST EAGLE	32008F606			12/14/2012		12/11/2013	55	48					0	7
682	X FIRST EAGLE	32008F606			12/11/2012		12/11/2013	9,271	7,594					0	1,677
683	X FIRST EAGLE	32008F606			1/14/2013		12/11/2013	15,032	13,552					0	1,480
684	X FIRST EAGLE	32008F606			1/14/2013		12/11/2013	46	41					0	5
685	X FIRST EAGLE	32008F606			12/14/2012		12/11/2013	494	433					0	61
686	X FIRST EAGLE	32008F606			12/14/2012		12/11/2013	55	48					0	7
687	X FIRST EAGLE	32008F606			4/27/2012		12/11/2013	7,187	6,356					0	831
688	X FIRST EAGLE	32008F606			7/12/2012		12/11/2013	1,207	1,023					0	184
689	X FIRST EAGLE	32008F606			7/12/2012		12/11/2013	55	47					0	8
690	X FIRST EAGLE	32008F770			4/4/2012		5/15/2013	18	28					0	-10
691	X FIRST EAGLE	32008F770			12/14/2012		5/15/2013	55	83					0	-28
692	X FIRST EAGLE	32008F770			1/14/2013		5/15/2013	9,714	14,459					0	-4,745
693	X FIRST EAGLE	32008F770			4/4/2012		5/15/2013	3,506	5,207					0	-1,701
694	X FIRST EAGLE	32008F770			3/28/2012		5/15/2013	6,957	10,749					0	-3,792
695	X FIRST EAGLE	32008F770			1/14/2013		5/17/2013	12	18					0	-6
696	X LATEEF FUND CL I	360873301			1/5/2010		4/18/2013	4,807	3,479					0	1,328
697	X LATEEF FUND CL I	360873301			1/10/2011		4/18/2013	415	342					0	73
698	X LATEEF FUND CL I	360873301			4/16/2010		4/18/2013	12	9					0	3
699	X LATEEF FUND CL I	360873301			4/15/2010		4/18/2013	4,465	3,433					0	1,032
700	X THE OAKMARK INTL SMALL	413838509			3/13/2013		12/8/2013	14	12					0	2
701	X THE OAKMARK INTL SMALL	413838509			3/13/2013		12/8/2013	23,861	20,508					0	3,353
702	X HOTCHKIS & WILEY HIGH	44134R735			5/31/2011		2/20/2013	26	26					0	0
703	X HOTCHKIS & WILEY HIGH	44134R735			1/14/2013		2/20/2013	8,333	8,332					0	1
704	X HOTCHKIS & WILEY HIGH	44134R735			12/31/2012		2/20/2013	13	13					0	0
705	X HOTCHKIS & WILEY HIGH	44134R735			1/14/2013		2/20/2013	13	13					0	0
706	X HOTCHKIS & WILEY HIGH	44134R735			12/14/2012		2/20/2013	39	39					0	0
707	X HOTCHKIS & WILEY HIGH	44134R735			12/14/2012		2/20/2013	13	13					0	0
708	X HOTCHKIS & WILEY HIGH	44134R735			11/30/2012		2/20/2013	65	64					0	1
709	X HOTCHKIS & WILEY HIGH	44134R735			1/18/2012		2/20/2013	65	64					0	1
710	X HOTCHKIS & WILEY HIGH	44134R735			9/28/2012		2/20/2013	13	12					0	1
711	X HOTCHKIS & WILEY HIGH	44134R735			9/28/2012		2/20/2013	65	63					0	2
712	X HOTCHKIS & WILEY HIGH	44134R735			8/31/2012		2/20/2013	65	63					0	2
713	X HOTCHKIS & WILEY HIGH	44134R735			7/31/2012		2/20/2013	65	62					0	3
714	X HOTCHKIS & WILEY HIGH	44134R735			6/29/2012		2/20/2013	13	12					0	1
715	X HOTCHKIS & WILEY HIGH	44134R735			6/29/2012		2/20/2013	104	98					0	6
716	X HOTCHKIS & WILEY HIGH	44134R735			5/31/2012		2/20/2013	13	12					0	1
717	X HOTCHKIS & WILEY HIGH	44134R735			5/31/2012		2/20/2013	65	61					0	4
718	X HOTCHKIS & WILEY HIGH	44134R735			4/30/2012		2/20/2013	65	62					0	3
719	X HOTCHKIS & WILEY HIGH	44134R735			3/30/2012		2/20/2013	65	62					0	3
720	X HOTCHKIS & WILEY HIGH	44134R735			2/29/2012		2/20/2013	13	12					0	1
721	X HOTCHKIS & WILEY HIGH	44134R735			2/29/2012		2/20/2013	52	49					0	3
722	X HOTCHKIS & WILEY HIGH	44134R735			1/31/2012		2/20/2013	52	48					0	4
723	X HOTCHKIS & WILEY HIGH	44134R735			12/30/2011		2/20/2013	13	12					0	1
724	X HOTCHKIS & WILEY HIGH	44134R735			12/30/2011		2/20/2013	52	47					0	5
725	X HOTCHKIS & WILEY HIGH	44134R735			12/16/2011		2/20/2013	117	105					0	12
726	X HOTCHKIS & WILEY HIGH	44134R735			12/16/2011		2/20/2013	39	35					0	4
727	X HOTCHKIS & WILEY HIGH	44134R735			12/16/2011		2/20/2013	13	12					0	1
728	X HOTCHKIS & WILEY HIGH	44134R735			2/14/2012		2/20/2013	3,581	3,368					0	213
729	X HOTCHKIS & WILEY HIGH	44134R735			12/16/2011		2/20/2013	13	12					0	1
730	X HOTCHKIS & WILEY HIGH	44134R735			3/31/2011		2/20/2013	13	13					0	0
731	X HOTCHKIS & WILEY HIGH	44134R735			11/30/2011		2/20/2013	52	47					0	5
732	X HOTCHKIS & WILEY HIGH	44134R735			10/31/2011		2/20/2013	13	12					0	1
733	X HOTCHKIS & WILEY HIGH	44134R735			10/31/2011		2/20/2013	39	37					0	2
734	X HOTCHKIS & WILEY HIGH	44134R735			9/30/2011		2/20/2013	13	12					0	1
735	X HOTCHKIS & WILEY HIGH	44134R735			9/30/2011		2/20/2013	39	35					0	4
736	X HOTCHKIS & WILEY HIGH	44134R735			8/31/2011		2/20/2013	39	36					0	3
737	X HOTCHKIS & WILEY HIGH	44134R735			8/24/2011		2/20/2013	13	13					0	0
738	X HOTCHKIS & WILEY HIGH	44134R735			8/23/2010		2/20/2013	1,732	1,649					0	83
739	X HOTCHKIS & WILEY HIGH	44134R735			8/24/2011		2/20/2013	2,057	1,876					0	181
740	X HOTCHKIS & WILEY HIGH	44134R735			9/30/2010		2/20/2013	13	12					0	1
741	X HOTCHKIS & WILEY HIGH	44134R735			7/29/2011		2/20/2013	26	26					0	0
742	X HOTCHKIS & WILEY HIGH	44134R735			6/30/2011		2/20/2013	13	13					0	0
743	X HOTCHKIS & WILEY HIGH	44134R735			10/29/2010		2/20/2013	26	26					0	0
744	X HOTCHKIS & WILEY HIGH	44134R735			6/30/2011		2/20/2013	26	26					0	0
745	X HOTCHKIS & WILEY HIGH	44134R735			3/31/2011		2/20/2013	26	26					0	0
746	X HOTCHKIS & WILEY HIGH	44134R735			11/30/2010		2/20/2013	26	26					0	0
747	X HOTCHKIS & WILEY HIGH	44134R735			2/28/2011		2/20/2013	26	26					0	0
748	X HOTCHKIS & WILEY HIGH	44134R735			1/31/2011		2/20/2013	26	26					0	0

Part I, Line 6 (990-PF) - Gain/Loss from Sale of Assets Other Than Inventory

Check "X" to include in Part IV	Description	CUSIP #	Purchaser	Check "X" if Purchaser is a Business	Date Acquired	Acquisition Method	Date Sold	Gross Sales Price	Gross Sales/Losses Other sales	Totals		Net Gain or Loss
										Gross Sales	Cost, Other Basis and Expenses	
	Long Term CG Distributions	15,014						910,233	0	906,347	3,886	
	Short Term CG Distributions							0	0	0	0	0
749	X HOTCHKIS & WILEY HIGH	44134R735			12/31/2010		2/20/2013	13			0	0
750	X HOTCHKIS & WILEY HIGH	44134R735			12/31/2010		2/20/2013	26			0	1
751	X HOTCHKIS & WILEY HIGH	44134R735			12/17/2010		2/20/2013	13			0	0
752	X HOTCHKIS & WILEY HIGH	44134R735			1/31/2013		2/20/2013	78			0	0
753	X HOTCHKIS & WILEY HIGH	44134R735			12/17/2010		2/20/2013	156			0	5
754	X HOTCHKIS & WILEY HIGH	44134R735			11/30/2010		2/20/2013	13			0	0
755	X HOTCHKIS & WILEY HIGH	44134R735			12/31/2012		2/20/2013	65			0	1
756	X HOTCHKIS & WILEY HIGH	44134R735			8/23/2010		2/20/2013	13			0	1
757	X HOTCHKIS & WILEY HIGH	44134R735			8/6/2010		2/20/2013	3,229			0	130
758	X HOTCHKIS & WILEY HIGH	44134R735			1/31/2013		2/20/2013	2			0	0
759	X HOTCHKIS & WILEY HIGH	44134R735			1/31/2013		2/20/2013	13			0	0
760	X HOTCHKIS & WILEY HIGH	44134R735			9/28/2011		2/20/2013	482			0	50
761	X HOTCHKIS & WILEY HIGH	44134R735			4/29/2011		2/20/2013	26			0	0

**Part I, Line 16b (990-PF) - Accounting Fees**

		2,500	0	0	2,500
Description		Revenue and Expenses per Books	Net Investment Income	Adjusted Net Income	Disbursements for Charitable Purposes (Cash Basis Only)
<b>1</b>	TAX PREP FEES	2,500			2,500

**Part I, Line 16c (990-PF) - Other Professional Fees**

		22,150	13,290	0	8,860
Description		Revenue and Expenses per Books	Net Investment Income	Adjusted Net Income	Disbursements for Charitable Purposes (Cash Basis Only)
1	EMA ANNUAL FEE	150			
2	MERRILL LYNCH AS AGENT FEES	22,000	13,290		8,860

**Part I, Line 18 (990-PF) - Taxes**

		2,696	723	0	0
Description		Revenue and Expenses per Books	Net Investment Income	Adjusted Net Income	Disbursements for Charitable Purposes
1	FOREIGN TAX WITHHELD	723	723		
2	PY EXCISE TAX DUE	662			
3	ESTIMATED EXCISE PAYMENTS	1,311			

**Part I, Line 23 (990-PF) - Other Expenses**

		250	0	0	250
Description		Revenue and Expenses per Books	Net Investment Income	Adjusted Net Income	Disbursements for Charitable Purposes
<b>1</b>	STATE AG FEES	160			160
<b>2</b>	EMA TRANSFER FEES	90			90

**Part III (990-PF) - Changes in Net Assets or Fund Balances**

---

**Line 3 - Other increases not included in Part III, Line 2**

1	COST BASIS ADJUSTMENT	1	871
2	PY LATE POSTING MUTUAL FUNDS	2	164
3	Total	3	1,035

---

**Line 5 - Decreases not included in Part III, Line 2**

1	CY LATE POSTING MUTUAL FUNDS	1	1,122
2	Total	2	1,122

---



4/30/2014 6 03:41 PM - RKM - LA - THE DOMINUS NIHIL FOUNDATION

Part IV (990-PF) - Capital Gains and Losses for Tax on Investment Income

Description of Property Sold	CUSIP #	How Acquired	Date Acquired	Date Sold	Gross Sales Price	Depreciation Allowed	Adjustments	Cost or Other Basis Plus Expense of Sale	Gain or Loss	F M V as of 12/31/69	Adjusted Basis as of 12/31/69	Excess of FMV Over Adj Basis	Gains Minus Excess of FMV Over Adjusted Basis or Losses
85 LOOMIS SAYLES INVT GRADE	543487136		7/5/2012	10/3/2013	12		0	12	0	0	0	0	0
86 LOOMIS SAYLES INVT GRADE	543487136		8/4/2012	10/3/2013	12		0	12	0	0	0	0	0
87 LOOMIS SAYLES INVT GRADE	543487136		2/6/2012	10/3/2013	12		0	12	0	0	0	0	0
88 LOOMIS SAYLES INVT GRADE	543487136		2/6/2012	10/3/2013	7,698		0	7,698	-107	0	0	0	-107
89 LOOMIS SAYLES INVT GRADE	543487136		2/6/2012	10/3/2013	24		0	24	13	0	0	0	-11
90 LOOMIS SAYLES INVT GRADE	543487136		2/6/2012	10/3/2013	41		0	41	6	0	0	0	6
91 ALLIANCEBERNSTEIN HIGH	018642744		12/20/2011	12/8/2013	47		0	45	2	0	0	0	2
92 ALLIANCEBERNSTEIN HIGH	018642744		11/18/2010	12/8/2013	7,525		0	6,331	1,094	0	0	0	1,094
93 ALLIANCEBERNSTEIN HIGH	018642744		4/20/2011	12/8/2013	47		0	38	9	0	0	0	9
94 ALLIANCEBERNSTEIN HIGH	018642744		8/24/2012	12/8/2013	35		0	34	1	0	0	0	1
95 ALLIANCEBERNSTEIN HIGH	018642744		12/1/2012	12/8/2013	12		0	12	0	0	0	0	0
96 ALLIANCEBERNSTEIN HIGH	018642744		10/29/2011	12/8/2013	47		0	41	6	0	0	0	6
97 ALLIANCEBERNSTEIN HIGH	018642744		4/20/2012	12/8/2013	35		0	33	2	0	0	0	2
98 ALLIANCEBERNSTEIN HIGH	018642744		5/18/2012	12/8/2013	35		0	32	3	0	0	0	3
99 ALLIANCEBERNSTEIN HIGH	018642744		11/29/2012	12/8/2013	12		0	12	0	0	0	0	0
100 LOOMIS SAYLES INVT GRADE	543487136		8/2/2013	10/9/2013	24		0	24	0	0	0	0	0
101 LOOMIS SAYLES INVT GRADE	543487136		7/5/2013	10/9/2013	47		0	47	0	0	0	0	0
102 ALLIANCEBERNSTEIN HIGH	018642744		2/18/2011	12/8/2013	38		0	38	9	0	0	0	9
103 ALLIANCEBERNSTEIN HIGH	018642744		3/18/2011	12/8/2013	47		0	43	4	0	0	0	4
104 ALLIANCEBERNSTEIN HIGH	018642744		2/17/2012	12/8/2013	35		0	35	0	0	0	0	0
105 ALLIANCEBERNSTEIN HIGH	018642744		12/20/2012	12/8/2013	47		0	41	6	0	0	0	6
106 ALLIANCEBERNSTEIN HIGH	018642744		11/18/2011	12/8/2013	47		0	41	6	0	0	0	6
107 ALLIANCEBERNSTEIN HIGH	018642744		9/20/2011	12/8/2013	47		0	43	4	0	0	0	4
108 ALLIANCEBERNSTEIN HIGH	018642744		3/20/2012	12/8/2013	47		0	41	6	0	0	0	6
109 ALLIANCEBERNSTEIN HIGH	018642744		8/20/2012	12/8/2013	47		0	45	2	0	0	0	2
110 ALLIANCEBERNSTEIN HIGH	018642744		6/20/2012	12/8/2013	35		0	35	0	0	0	0	0
111 ALLIANCEBERNSTEIN HIGH	018642744		6/20/2012	12/8/2013	47		0	40	7	0	0	0	7
112 ALLIANCEBERNSTEIN HIGH	018642744		5/20/2011	12/8/2013	47		0	39	8	0	0	0	8
113 ALLIANCEBERNSTEIN HIGH	018642744		12/20/2012	12/8/2013	35		0	32	3	0	0	0	3
114 ALLIANCEBERNSTEIN HIGH	018642744		12/20/2012	12/8/2013	12		0	10	2	0	0	0	2
115 ALLIANCEBERNSTEIN HIGH	018642744		10/19/2012	12/8/2013	47		0	46	-1	0	0	0	-1
116 ALLIANCEBERNSTEIN HIGH	018642744		13/17/2013	6/4/2013	23		0	23	0	0	0	0	0
117 ALLIANCEBERNSTEIN HIGH	570600100		3/15/2012	12/8/2013	7,634		0	9,248	-1,612	0	0	0	-1,612
118 MARKET VECTORS ETF TR	570600100		9/23/2011	12/8/2013	41		0	55	-15	0	0	0	-15
119 MARKET VECTORS ETF TR	570600100		9/23/2011	12/8/2013	2,697		0	4,198	-1,501	0	0	0	-1,501
120 MARKET VECTORS ETF TR	570600100		9/23/2011	12/8/2013	5,518		0	8,510	-2,992	0	0	0	-2,992
121 MARKET VECTORS ETF TR	570600100		3/6/2013	4/30/2013	19,641		0	20,753	-1,112	0	0	0	-1,112
122 MARKET VECTORS ETF TR	570600100		1/14/2013	12/8/2013	18,542		0	18,459	83	0	0	0	83
123 THE MERGER FUND CLN	568509108		7/10/2012	12/8/2013	10,121		0	10,158	-37	0	0	0	-37
124 THE MERGER FUND CLN	568509108		9/14/2009	12/8/2013	7,582		0	6,556	1,026	0	0	0	1,026
125 MFS WUNI HIGH INCOME FD	552944692		7/10/2012	12/8/2013	8		0	7	1	0	0	0	1
126 MFS WUNI HIGH INCOME FD	552944692		7/10/2012	12/8/2013	16		0	16	0	0	0	0	0
127 THE MERGER FUND CLN	568509108		5/14/2010	12/8/2013	16		0	16	0	0	0	0	0
128 THE MERGER FUND CLN	568509108		5/14/2010	12/8/2013	3,132		0	3,118	14	0	0	0	14
129 THE MERGER FUND CLN	568509108		5/13/2010	12/8/2013	1,952		0	1,929	23	0	0	0	23
130 THE MERGER FUND CLN	568509108		12/24/2009	12/8/2013	4,832		0	4,725	107	0	0	0	107
131 THE MERGER FUND CLN	568509108		10/26/2009	12/8/2013	3		0	3	0	0	0	0	0
132 THE MERGER FUND CLN	568509108		7/31/2012	6/5/2013	11		0	11	0	0	0	0	0
133 METROPOLITAN WEST TOTAL	592905509		6/29/2012	6/5/2013	65		0	64	1	0	0	0	1
134 METROPOLITAN WEST TOTAL	592905509		9/28/2012	6/5/2013	54		0	55	-1	0	0	0	-1
135 METROPOLITAN WEST TOTAL	592905509		9/28/2012	6/5/2013	65		0	66	-1	0	0	0	-1
136 METROPOLITAN WEST TOTAL	592905509		9/28/2012	6/5/2013	11		0	11	0	0	0	0	0
137 METROPOLITAN WEST TOTAL	592905509		6/29/2012	6/5/2013	11		0	11	0	0	0	0	0
138 METROPOLITAN WEST TOTAL	592905509		11/30/2012	6/5/2013	11		0	11	0	0	0	0	0
139 METROPOLITAN WEST TOTAL	592905509		4/30/2012	6/5/2013	65		0	64	1	0	0	0	1
140 METROPOLITAN WEST TOTAL	592905509		4/30/2012	6/5/2013	65		0	64	1	0	0	0	1
141 METROPOLITAN WEST TOTAL	592905509		5/31/2013	6/4/2013	34		0	35	-1	0	0	0	-1
142 METROPOLITAN WEST TOTAL	592905509		3/28/2013	6/4/2013	11		0	11	0	0	0	0	0
143 ALLIANCEBERNSTEIN HIGH	018642744		2/22/2012	10/4/2013	4,507		0	4,534	-27	0	0	0	-27
144 ALLIANCEBERNSTEIN HIGH	018642744		3/28/2013	10/4/2013	41		0	43	-2	0	0	0	-2
145 ALLIANCEBERNSTEIN HIGH	018642744		1/14/2013	10/4/2013	6,521		0	6,801	-280	0	0	0	-280
146 ALLIANCEBERNSTEIN HIGH	018642744		9/30/2013	10/4/2013	41		0	41	0	0	0	0	0
147 ALLIANCEBERNSTEIN HIGH	018642744		8/30/2013	10/4/2013	41		0	41	0	0	0	0	0
148 ALLIANCEBERNSTEIN HIGH	018642744		5/22/2012	10/4/2013	41		0	41	0	0	0	0	0
149 ALLIANCEBERNSTEIN HIGH	018642744		5/22/2012	10/4/2013	41		0	41	0	0	0	0	0
150 ALLIANCEBERNSTEIN HIGH	018642744		5/22/2012	10/4/2013	41		0	41	0	0	0	0	0
151 ALLIANCEBERNSTEIN HIGH	018642744		5/22/2012	10/4/2013	41		0	41	0	0	0	0	0
152 ALLIANCEBERNSTEIN HIGH	018642744		5/22/2012	10/4/2013	41		0	41	0	0	0	0	0
153 ALLIANCEBERNSTEIN HIGH	018642744		5/22/2012	10/4/2013	41		0	41	0	0	0	0	0
154 ALLIANCEBERNSTEIN HIGH	018642744		5/22/2012	10/4/2013	41		0	41	0	0	0	0	0
155 LOOMIS SAYLES INVT GRADE	543487136		10/2/2012	10/9/2013	8		0	8	0	0	0	0	0
156 LOOMIS SAYLES INVT GRADE	543487136		2/4/2012	10/9/2013	12		0	13	-1	0	0	0	-1
157 MFS BOND FD CLI	55222P87		6/29/2012	10/9/2013	14		0	14	0	0	0	0	0
158 MFS BOND FD CLI	55222P87		5/31/2012	10/9/2013	14		0	14	0	0	0	0	0
159 ALLIANCEBERNSTEIN HIGH	018642744		4/30/2012	6/4/2013	34		0	35	-1	0	0	0	-1
160 MFS BOND FD CLI	55222P87		5/31/2012	10/9/2013	14		0	14	0	0	0	0	0
161 MFS BOND FD CLI	55222P87		4/30/2012	10/9/2013	14		0	14	0	0	0	0	0
162 MFS BOND FD CLI	55222P87		2/29/2012	10/9/2013	14		0	14	0	0	0	0	0
163 MFS BOND FD CLI	55222P87		2/22/2012	10/9/2013	14		0	14	0	0	0	0	0
164 MFS BOND FD CLI	55222P87		3/28/2013	10/9/2013	41		0	41	0	0	0	0	0
165 MFS BOND FD CLI	55222P87		1/14/2013	10/9/2013	6,521		0	6,801	-280	0	0	0	-280
166 MFS BOND FD CLI	55222P87		9/30/2013	10/9/2013	41		0	41	0	0	0	0	0
167 MFS BOND FD CLI	55222P87		8/30/2013	10/9/2013	41		0	41	0	0	0	0	0
168 MFS BOND FD CLI	55222P87		5/22/2012	10/9/2013	41		0	41	0	0	0	0	0

4/30/2014 6:03:41 PM - RKM - LA - THE DOMINUS NIHIL FOUNDATION

Part IV (990-PF) - Capital Gains and Losses for Tax on Investment Income

Long Term CG Distributions		Short Term CG Distributions		Amount		Date Acquired		Date Sold		Gross Sales Price		Depreciation Allowed		Adjustments		Cost or Other Basis Plus Expense of Sale		Gain or Loss		F M V as of 12/31/69		Adjusted Basis as of 12/31/69		Excess of FMV Over Adj Basis		Gains Minus Excess of FMV Over Adjusted Basis or Losses	
		15,014		0																							
Description of Property Sold	CUSIP #	How Acquired	Date Acquired	Date Sold	Gross Sales Price	Depreciation Allowed	Adjustments	Cost or Other Basis Plus Expense of Sale	Gain or Loss	F M V as of 12/31/69	Adjusted Basis as of 12/31/69	Excess of FMV Over Adj Basis	Gains Minus Excess of FMV Over Adjusted Basis or Losses														
169 MFS BOND FD CLI	55272P987		7/31/2013	10/2/2013	41		0	41	0	0	0	0	0														
170 MFS BOND FD CLI	55272P987		8/31/2013	10/2/2013	41		0	41	0	0	0	0	0														
171 MFS BOND FD CLI	55272P987		9/31/2013	10/2/2013	42		0	42	-1	0	0	0	-1														
172 MFS BOND FD CLI	55272P987		10/31/2013	10/2/2013	43		0	43	-2	0	0	0	-2														
173 MFS BOND FD CLI	55272P987		11/31/2013	10/2/2013	44		0	44	0	0	0	0	0														
174 MFS BOND FD CLI	55272P987		12/31/2013	10/2/2013	44		0	44	-2	0	0	0	-2														
175 MFS BOND FD CLI	55272P987		1/31/2014	10/2/2013	28		0	28	-1	0	0	0	-1														
176 MFS BOND FD CLI	55272P987		2/31/2014	10/2/2013	14		0	14	0	0	0	0	0														
177 MFS BOND FD CLI	55272P987		3/31/2014	10/2/2013	14		0	14	0	0	0	0	0														
178 MFS BOND FD CLI	55272P987		4/31/2014	10/2/2013	14		0	14	0	0	0	0	0														
179 MFS BOND FD CLI	55272P987		5/31/2014	10/2/2013	14		0	14	0	0	0	0	0														
180 MFS BOND FD CLI	55272P987		6/31/2014	10/2/2013	14		0	14	0	0	0	0	0														
181 MFS BOND FD CLI	55272P987		7/31/2014	10/2/2013	14		0	14	0	0	0	0	0														
182 MFS BOND FD CLI	55272P987		8/31/2014	10/2/2013	14		0	14	0	0	0	0	0														
183 MFS BOND FD CLI	55272P987		9/31/2014	10/2/2013	14		0	14	0	0	0	0	0														
184 MFS BOND FD CLI	55272P987		10/31/2014	10/2/2013	14		0	14	0	0	0	0	0														
185 MFS BOND FD CLI	55272P987		11/31/2014	10/2/2013	14		0	14	-96	0	0	0	-96														
186 MFS BOND FD CLI	55272P987		12/31/2014	10/2/2013	3,028		0	3,028	0	0	0	0	0														
187 MFS BOND FD CLI	55272P987		1/31/2015	10/2/2013	14		0	14	0	0	0	0	0														
188 MFS BOND FD CLI	55272P987		2/31/2015	10/2/2013	14		0	14	0	0	0	0	0														
189 MFS BOND FD CLI	55272P987		3/31/2015	10/2/2013	14		0	14	0	0	0	0	0														
190 MFS MUNI HIGH INCOME FD	552984692		9/30/2013	10/19/2013	19,255		0	19,255	23	0	0	0	23														
191 MFS MUNI HIGH INCOME FD	552984692		1/14/2014	12/8/2013	6		0	6	0	0	0	0	0														
192 MFS MUNI HIGH INCOME FD	552984692		3/1/2014	12/8/2013	7		0	7	0	0	0	0	0														
193 MFS MUNI HIGH INCOME FD	552984692		4/15/2014	12/8/2013	8		0	8	0	0	0	0	0														
194 MFS MUNI HIGH INCOME FD	552984692		1/14/2015	12/8/2013	3,008		0	3,008	383	0	0	0	383														
195 MFS MUNI HIGH INCOME FD	552984692		3/28/2015	12/8/2013	3,240		0	3,240	338	0	0	0	338														
196 ALLIANCEBERNSTEIN HIGH	018642744		8/24/2012	7/15/2013	8		0	8	1	0	0	0	1														
197 ALLIANCEBERNSTEIN HIGH	018642744		1/14/2013	7/15/2013	11		0	11	-1	0	0	0	-1														
198 ALLIANCEBERNSTEIN HIGH	018642744		5/18/2013	7/15/2013	11		0	11	0	0	0	0	0														
199 ALLIANCEBERNSTEIN HIGH	018642744		9/20/2013	7/15/2013	11		0	11	0	0	0	0	0														
200 ALLIANCEBERNSTEIN HIGH	018642744		1/16/2014	7/15/2013	10		0	10	0	0	0	0	0														
201 ALLIANCEBERNSTEIN HIGH	018642744		6/20/2014	7/15/2013	11		0	11	0	0	0	0	0														
202 ALLIANCEBERNSTEIN HIGH	018642744		12/30/2014	7/15/2013	11		0	11	0	0	0	0	0														
203 MFS MUNI HIGH INCOME FD	552984692		6/19/2009	12/8/2013	5,235		0	5,235	1,008	0	0	0	1,008														
204 MFS MUNI HIGH INCOME FD	552984692		1/14/2013	2/22/2013	6		0	6	1	0	0	0	1														
205 MAINSTAY EPOCH GLOBAL	56063J864		3/28/2013	6/6/2013	18		0	18	17	0	0	0	17														
206 MAINSTAY EPOCH GLOBAL	56063J864		1/28/2013	6/6/2013	143		0	143	139	0	0	0	139														
207 MAINSTAY EPOCH GLOBAL	56063J864		3/28/2013	6/6/2013	16,592		0	16,592	847	0	0	0	847														
208 MAINSTAY EPOCH GLOBAL	56063J864		8/24/2013	6/21/2013	15		0	15	15	0	0	0	15														
209 MARKET VECTORS ETF TR	57060U100		8/24/2011	12/8/2013	1,162		0	1,162	-546	0	0	0	-546														
210 MARKET VECTORS ETF TR	57060U100		8/24/2011	12/8/2013	2,780		0	2,780	-1,211	0	0	0	-1,211														
211 MARKET VECTORS ETF TR	57060U100		8/19/2011	12/8/2013	5,559		0	5,559	-2,841	0	0	0	-2,841														
212 METROPOLITAN WEST TOTAL	592905509		5/31/2013	6/5/2013	97		0	97	88	0	0	0	88														
213 METROPOLITAN WEST TOTAL	592905509		4/30/2013	6/5/2013	119		0	119	121	0	0	0	121														
214 METROPOLITAN WEST TOTAL	592905509		3/28/2013	6/5/2013	11		0	11	0	0	0	0	0														
215 METROPOLITAN WEST TOTAL	592905509		3/28/2013	6/5/2013	87		0	87	87	0	0	0	87														
216 METROPOLITAN WEST TOTAL	592905509		2/28/2013	6/5/2013	87		0	87	10	0	0	0	10														
217 ALLIANCEBERNSTEIN HIGH	018642744		8/19/2011	7/15/2013	11		0	11	0	0	0	0	0														
218 ALLIANCEBERNSTEIN HIGH	018642744		1/14/2012	7/15/2013	5,433		0	5,433	522	0	0	0	522														
219 ALLIANCEBERNSTEIN HIGH	018642744		1/14/2012	7/15/2013	21		0	21	-2	0	0	0	-2														
220 ALLIANCEBERNSTEIN HIGH	018642744		4/20/2012	7/15/2013	10		0	10	0	0	0	0	0														
221 ALLIANCEBERNSTEIN HIGH	018642744		6/28/2012	7/15/2013	4		0	4	0	0	0	0	0														
222 ALLIANCEBERNSTEIN HIGH	018642744		3/28/2013	10/2/2013	41		0	41	0	0	0	0	0														
223 BLACKROCK HYLD BD	091979638		8/30/2013	10/1/2013	10		0	10	0	0	0	0	0														
224 DOUBLELINE EMERGING	258620509		6/28/2013	10/1/2013	21		0	21	0	0	0	0	0														
225 DOUBLELINE EMERGING	258620509		1/14/2013	10/1/2013	7,403		0	7,403	-566	0	0	0	-566														
226 DOUBLELINE EMERGING	258620509		7/31/2013	10/1/2013	21		0	21	0	0	0	0	0														
227 DOUBLELINE EMERGING	258620509		10/1/2013	10/1/2013	10		0	10	-1	0	0	0	-1														
228 DOUBLELINE EMERGING	258620509		7/31/2013	10/1/2013	10		0	10	0	0	0	0	0														
229 DOUBLELINE EMERGING	258620509		10/1/2013	10/1/2013	21		0	21	0	0	0	0	0														
230 DOUBLELINE EMERGING	258620509		12/12/2011	6/5/2013	108		0	108	5	0	0	0	5														
231 METROPOLITAN WEST TOTAL	592905509		10/31/2011	6/5/2013	10		0	10	0	0	0	0	0														
232 METROPOLITAN WEST TOTAL	592905509		9/30/2011	6/5/2013	11		0	11	1	0	0	0	1														
233 METROPOLITAN WEST TOTAL	592905509		3/31/2011	6/5/2013	11		0	11	0	0	0	0	0														
234 METROPOLITAN WEST TOTAL	592905509		2/28/2011	6/5/2013	10		0	10	0	0	0	0	0														
235 METROPOLITAN WEST TOTAL	592905509		12/31/2010	6/5/2013	11		0	11	0	0	0	0	0														
236 METROPOLITAN WEST TOTAL	592905509		9/30/2010	6/5/2013	31		0	31	29	0	0	0	29														
237 PAN YEN EMERGING MARKETS	704329531		2/9/2012	4/10/2013	1,606		0	1,606	116	0	0	0	116														
238 PAN YEN EMERGING MARKETS	704329531		2/9/2012	4/10/2013	15		0	15	0	0	0	0	0														
239 PAN YEN EMERGING MARKETS	704329531		1/31/2012	4/10/2013	14		0	14	1	0	0	0	1														
240 PAN YEN EMERGING MARKETS	704329531		1/31/2012	4/10/2013	15		0	15	1	0	0	0	1														
241 PAN YEN EMERGING MARKETS	704329531		12/30/2011	4/10/2013	14		0	14	0	0	0	0	0														
242 PAN YEN EMERGING MARKETS	704329531		12/30/2011	4/10/2013	15		0	15	0	0	0	0	0														
243 PAN YEN EMERGING MARKETS	704329531		12/27/2011	4/10/2013	108		0	108	10	0	0	0	10														
244 PAN YEN EMERGING MARKETS	704329531		12/27/2011	4/10/2013	11		0	11	0	0	0	0	0														
245 PAN YEN EMERGING MARKETS	258620301		11/30/2012	6/18/2013	11		0	11	0	0	0	0	0														
246 DOUBLELINE CORE FIXED	258620301		10/31/2012	6/18/2013	346		0	346	-6	0	0	0	-6														
247 DOUBLELINE CORE FIXED	258620301		10/31/2012	6/18/2013	11		0	11	0	0	0	0	0														
248 DOUBLELINE CORE FIXED	258620301		9/30/2012	6/18/2013	11		0	11	0	0	0	0	0														
249 DOUBLELINE CORE FIXED	258620301		9/30/2012	6/18/2013	11		0	11	0	0	0	0	0														
250 DOUBLELINE CORE FIXED	258620301		10/31/2011	6/18/2013	11		0	11	0	0	0	0	0														
251 DOUBLELINE CORE FIXED	258620301		10/31/2011	6/18/2013	11		0	11	0	0	0	0	0														
252 DOUBLELINE CORE FIXED	258620301		10/31/2011	6/18/2013	11		0	11	0	0	0	0	0														





4/30/2014 6:03:41 PM - RKM - LA - THE DOMINUS NIHIL FOUNDATION

Part IV (990-PF) - Capital Gains and Losses for Tax on Investment Income

Long Term CG Distributions		Short Term CG Distributions		Amount		Description of Property Sold		CUSIP #	How Acquired	Date Acquired	Date Sold	Gross Sales Price	855,219	Depreciation Allowed	0	Adjustments	2	Cost or Other Basis Plus Expense of Sale	906,349	Gain or Loss	-11,128	FMV as of 12/31/169	Adjusted Basis as of 12/31/169	Excess of FMV Over Adj Basis	0	Gains Minus Excess of FMV Over Adjusted Basis or Losses	-11,128			
431	DOUBLELINE CORE FIXED			15,014	0			258620301		6/30/2011	4/10/2013	6,220						6,006	214											
432	SRM GLOBAL OPPORTUNITY							126284601		8/13/2011	10/31/2013	7						7												
433	SRM GLOBAL OPPORTUNITY							126284601		4/15/2010	10/31/2013	4,081						3,860	221											
434	SRM GLOBAL OPPORTUNITY							126284601		2/17/2010	10/31/2013	332						280	52											
435	SRM GLOBAL OPPORTUNITY							126284601		4/15/2010	12/11/2013	4,882						4,393	489											
436	SRM GLOBAL OPPORTUNITY							126284601		1/4/2013	6/24/2013	10,040						9,123	917											
437	CALAMOS EVOLVING WORLD							128119138		1/4/2013	6/24/2013	8,238						7,955	283											
438	DOUBLELINE CORE FIXED							258620301		12/30/2011	4/3/2013	37						37												
439	DOUBLELINE CORE FIXED							258620301		9/28/2012	4/3/2013	57						57												
440	DOUBLELINE CORE FIXED							258620301		12/31/2012	4/3/2013	34						34												
441	DOUBLELINE CORE FIXED							258620301		7/31/2012	4/3/2013	48						48												
442	DOUBLELINE CORE FIXED							258620301		5/31/2012	4/3/2013	48						48												
443	DOUBLELINE CORE FIXED							258620301		4/30/2012	4/3/2013	11						11												
444	DOUBLELINE CORE FIXED							197651327		2/28/2013	7/25/2013	8,708						8,653	55											
445	COLUMBIA SHORT TERM							197651327		10/29/2012	7/25/2013	10						10												
446	OPPENHEIMER ROCHESTER							633821405		10/23/2012	6/24/2013	13						14	-1											
447	OPPENHEIMER ROCHESTER							633821405		9/25/2012	6/24/2013	13						14	-1											
448	OPPENHEIMER ROCHESTER							633821405		9/28/2012	6/24/2013	13						14	-1											
449	OPPENHEIMER ROCHESTER							633821405		7/24/2012	6/24/2013	3						3												
450	OPPENHEIMER ROCHESTER							633821405		6/28/2012	6/24/2013	3						3												
451	OPPENHEIMER ROCHESTER							633821405		1/14/2013	7/19/2013	11						11												
452	OPPENHEIMER ROCHESTER							633821405		6/28/2012	10/11/2013	11						11												
453	OPPENHEIMER ROCHESTER							633821405		5/22/2012	6/24/2013	13						14	-1											
454	OPPENHEIMER ROCHESTER							633821405		4/24/2012	6/24/2013	3						3												
455	OPPENHEIMER ROCHESTER							633821405		4/24/2012	6/24/2013	10						10												
456	OPPENHEIMER ROCHESTER							633821405		3/30/2012	6/24/2013	3,676						3,776	-100											
457	OPPENHEIMER ROCHESTER							633821405		3/30/2012	6/24/2013	26						27	-1											
458	OPPENHEIMER ROCHESTER							633821405		3/31/2012	8/19/2013	26						26												
459	DOUBLELINE CORE FIXED							258620301		10/7/2012	10/11/2013	32						33	-1											
460	DOUBLELINE CORE FIXED							258620301		1/31/2013	10/11/2013	11						11												
461	DOUBLELINE CORE FIXED							258620301		6/30/2013	10/11/2013	54						54												
462	DOUBLELINE CORE FIXED							258620301		1/14/2013	10/11/2013	14,564						15,276	-712											
463	DOUBLELINE CORE FIXED							258620301		6/30/2013	10/11/2013	11						11												
464	DOUBLELINE CORE FIXED							258620301		7/31/2013	10/11/2013	10						10												
465	DOUBLELINE CORE FIXED							258620301		7/31/2013	10/11/2013	69						70	-1											
466	DOUBLELINE CORE FIXED							258620301		6/28/2013	10/11/2013	70						70												
467	DOUBLELINE CORE FIXED							258620301		6/28/2013	10/11/2013	10						10												
468	DOUBLELINE CORE FIXED							258620301		5/31/2013	10/11/2013	71						71												
469	DOUBLELINE CORE FIXED							258620301		4/30/2013	10/11/2013	10						10												
470	DOUBLELINE CORE FIXED							258620301		4/30/2013	10/11/2013	70						72	-2											
471	DOUBLELINE CORE FIXED							258620301		3/28/2013	10/11/2013	80						82	-2											
472	DOUBLELINE CORE FIXED							258620301		2/28/2013	10/11/2013	80						82	-2											
473	DOUBLELINE CORE FIXED							258620301		4/30/2013	10/11/2013	22						23	-1											
474	DOUBLELINE CORE FIXED							258620301		4/30/2013	10/11/2013	11						11												
475	DOUBLELINE CORE FIXED							258620301		2/28/2013	10/11/2013	11						11												
476	DOUBLELINE CORE FIXED							258620301		1/31/2013	10/11/2013	11						11												
477	DOUBLELINE CORE FIXED							258620301		1/4/2013	10/11/2013	3,075						3,200	-125											
478	DOUBLELINE CORE FIXED							258620301		1/23/2012	10/11/2013	11						11												
479	DOUBLELINE CORE FIXED							258620301		1/23/2012	10/11/2013	11						11												
480	DOUBLELINE CORE FIXED							258620301		1/23/2012	10/11/2013	11						11												
481	DOUBLELINE CORE FIXED							258620301		1/23/2012	10/11/2013	55						57	-2											
482	DOUBLELINE CORE FIXED							258620301		1/23/2012	10/11/2013	11						11												
483	DOUBLELINE CORE FIXED							258620301		1/23/2012	10/11/2013	11						12	-1											
484	DOUBLELINE CORE FIXED							258620301		1/23/2012	10/11/2013	11						12	-1											
485	DOUBLELINE CORE FIXED							258620301		6/31/2012	10/11/2013	11						11												
486	DOUBLELINE CORE FIXED							258620301		7/31/2012	10/11/2013	11						11												
487	DOUBLELINE CORE FIXED							258620301		6/29/2012	10/11/2013	11						11												
488	DOUBLELINE CORE FIXED							258620301		9/30/2012	10/11/2013																			

4/30/2014 6:03.41 PM - RKM - LA - THE DOMINUS NIHIL FOUNDATION

Part IV (990-PF) - Capital Gains and Losses for Tax on Investment Income

Description of Property Sold	CUSIP #	How Acquired	Date Acquired	Date Sold	Gross Sales Price	Depreciation Allowed	Adjustments	Cost or Other Basis Plus Expense of Sale	Gain or Loss	F M V as of 12/31/69	Adjusted Basis as of 12/31/69	Excess of FMV Over Adj. Basis	0	Gains Minus Excess of FMV Over Adjusted Basis or Losses
505 PAYDEN EMERGING MARKETS	704329531		12/26/2012	4/10/2013	31		0	31		0	0	0	0	-11,128
506 PAYDEN EMERGING MARKETS	704329531		12/26/2012	4/10/2013	15		0	15		0	0	0	0	-1
507 TCW TOTAL RETURN	87234N880		2/28/2013	10/11/2013	10		0	10		0	0	0	0	-1
508 TCW TOTAL RETURN	87234N880		1/31/2013	10/11/2013	80		0	80		0	0	0	0	-2
509 TCW TOTAL RETURN	87234N880		1/4/2013	10/11/2013	9,156		0	9,156		0	0	0	0	-147
510 TCW TOTAL RETURN	87234N880		12/26/2012	10/11/2013	40		0	40		0	0	0	0	-1
511 TCW TOTAL RETURN	87234N880		12/29/2012	10/11/2013	40		0	40		0	0	0	0	-1
512 TCW TOTAL RETURN	87234N880		11/30/2012	10/11/2013	10		0	10		0	0	0	0	-1
513 TCW TOTAL RETURN	87234N880		10/31/2012	10/11/2013	50		0	50		0	0	0	0	-1
514 TCW TOTAL RETURN	87234N880		10/31/2012	10/11/2013	10		0	10		0	0	0	0	-1
515 TCW TOTAL RETURN	87234N880		10/31/2012	10/11/2013	4		0	4		0	0	0	0	-1
516 TCW TOTAL RETURN	87234N880		10/31/2012	10/11/2013	4,523		0	4,523		0	0	0	0	-41
517 TCW TOTAL RETURN	87234N880		8/28/2012	10/11/2013	30		0	30		0	0	0	0	0
518 TCW TOTAL RETURN	87234N880		8/30/2012	10/11/2013	6,734		0	6,734		0	0	0	0	48
519 TCW TOTAL RETURN	87234N880		8/30/2012	10/11/2013	9		0	9		0	0	0	0	0
520 WISDOMTREE EMERGING MKRT	87117M315		8/21/2012	1/4/2013	4,723		0	4,723		0	0	0	0	550
521 WISDOMTREE EMERGING MKRT	87117M315		9/5/2012	1/4/2013	1,856		0	1,856		0	0	0	0	81
522 WISDOMTREE EMERGING MKRT	87117M315		9/5/2012	1/4/2013	6,566		0	6,566		0	0	0	0	1,021
523 WISDOMTREE EMERGING MKRT	87117M315		9/5/2012	1/4/2013	4,262		0	4,262		0	0	0	0	268
524 WISDOMTREE JAP SIC DVOF	87117M636		6/21/2012	1/7/2013	2,751		0	2,751		0	0	0	0	113
525 WISDOMTREE JAP SIC DVOF	87117M636		7/10/2012	1/7/2013	751		0	751		0	0	0	0	-13
526 WISDOMTREE JAP SIC DVOF	87117M636		7/10/2012	1/7/2013	12,435		0	12,435		0	0	0	0	2,974
527 BLACKROCK HI YLD BD	891929638		1/31/2012	10/30/2013	43		0	43		0	0	0	0	2
528 BLACKROCK HI YLD BD	891929638		4/30/2012	10/30/2013	3,354		0	3,354		0	0	0	0	-1
529 BLACKROCK HI YLD BD	891929638		1/14/2012	10/30/2013	23		0	23		0	0	0	0	-4
530 BLACKROCK HI YLD BD	891929638		3/31/2012	10/30/2013	8		0	8		0	0	0	0	0
531 BLACKROCK HI YLD BD	891929638		3/28/2012	10/30/2013	25		0	25		0	0	0	0	0
532 BLACKROCK HI YLD BD	891929638		1/23/2012	10/30/2013	8		0	8		0	0	0	0	0
533 BLACKROCK HI YLD BD	891929638		2/9/2012	10/30/2013	16		0	16		0	0	0	0	0
534 BLACKROCK HI YLD BD	891929638		2/9/2012	10/30/2013	8		0	8		0	0	0	0	0
535 BLACKROCK HI YLD BD	891929638		10/19/2011	10/30/2013	892		0	892		0	0	0	0	99
536 BLACKROCK HI YLD BD	891929638		9/28/2011	10/30/2013	25		0	25		0	0	0	0	-1
537 BLACKROCK HI YLD BD	891929638		6/29/2012	10/30/2013	55		0	55		0	0	0	0	0
538 NEUBERGER BERMAN STRATEG	84128K751		4/30/2012	10/11/2013	11		0	11		0	0	0	0	0
539 NEUBERGER BERMAN STRATEG	84128K751		3/30/2012	10/11/2013	11		0	11		0	0	0	0	0
540 NEUBERGER BERMAN STRATEG	84128K751		3/19/2012	10/11/2013	3,760		0	3,760		0	0	0	0	3
541 NEUBERGER BERMAN STRATEG	84128K751		9/30/2012	10/11/2013	11		0	11		0	0	0	0	1
542 NEUBERGER BERMAN STRATEG	84128K751		5/28/2012	10/11/2013	26		0	26		0	0	0	0	-2
543 OPPENHEIMER ROCHESTER	86382L405		4/23/2012	6/24/2013	28		0	28		0	0	0	0	-2
544 OPPENHEIMER ROCHESTER	86382L405		3/26/2012	6/24/2013	26		0	26		0	0	0	0	-2
545 OPPENHEIMER ROCHESTER	86382L405		3/26/2012	6/24/2013	7		0	7		0	0	0	0	0
546 PAYDEN EMERGING MARKETS	704329531		6/28/2012	4/19/2013	10		0	10		0	0	0	0	0
547 PIMCO EMERGING LOCAL	72201M396		6/28/2012	7/12/2013	6		0	6		0	0	0	0	0
548 PIMCO EMERGING LOCAL	72201M396		6/28/2012	7/12/2013	56		0	56		0	0	0	0	-3
549 PIMCO EMERGING LOCAL	72201M396		5/31/2012	7/12/2013	72		0	72		0	0	0	0	-5
550 PIMCO EMERGING LOCAL	72201M396		4/30/2012	7/12/2013	10		0	10		0	0	0	0	-1
551 PIMCO EMERGING LOCAL	72201M396		4/30/2012	7/12/2013	28		0	28		0	0	0	0	-5
552 PIMCO EMERGING LOCAL	72201M396		4/30/2012	7/12/2013	25		0	25		0	0	0	0	-1
553 BLACKROCK HI YLD BD	891929638		10/31/2012	10/30/2013	24		0	24		0	0	0	0	0
554 BLACKROCK HI YLD BD	891929638		5/31/2012	10/30/2013	8		0	8		0	0	0	0	0
555 BLACKROCK HI YLD BD	891929638		2/28/2012	10/30/2013	33		0	33		0	0	0	0	0
556 BLACKROCK HI YLD BD	891929638		1/30/2011	10/30/2013	8		0	8		0	0	0	0	1
557 BLACKROCK HI YLD BD	891929638		1/22/2012	10/30/2013	41		0	41		0	0	0	0	0
558 BLACKROCK HI YLD BD	891929638		6/28/2012	10/30/2013	8		0	8		0	0	0	0	0
559 BLACKROCK HI YLD BD	891929638		1/30/2012	10/30/2013	24		0	24		0	0	0	0	1
560 BLACKROCK HI YLD BD	891929638		1/31/2012	10/30/2013	33		0	33		0	0	0	0	1
561 BLACKROCK HI YLD BD	891929638		2/28/2012	7/15/2013	11		0	11		0	0	0	0	-1
562 ALLIANCEBERNSTEIN HIGH	018642744		1/31/2012	7/15/2013	12		0	12		0	0	0	0	0
563 ALLIANCEBERNSTEIN HIGH	018642744		1/31/2012	6/5/2013	11		0	11		0	0	0	0	0
564 METROPOLITAN WEST TOTAL	592905509		1/31/2012	6/5/2013	65		0	65		0	0	0	0	0
565 METROPOLITAN WEST TOTAL	592905509		1/14/2012	6/5/2013	14,859		0	14,859		0	0	0	0	-124
566 METROPOLITAN WEST TOTAL	592905509		1/23/2012	6/5/2013	11		0	11		0	0	0	0	0
567 METROPOLITAN WEST TOTAL	592905509		9/24/2012	6/5/2013	3		0	3		0	0	0	0	0
568 OPPENHEIMER ROCHESTER	86382L405		12/26/2012	4/10/2013	108		0	108		0	0	0	0	0
569 PAYDEN EMERGING MARKETS	704329531		11/30/2012	4/10/2013	15		0	15		0	0	0	0	0
570 PAYDEN EMERGING MARKETS	704329531		10/31/2012	4/10/2013	15		0	15		0	0	0	0	-1
571 PAYDEN EMERGING MARKETS	704329531		10/31/2012	4/10/2013	15		0	15		0	0	0	0	0
572 PAYDEN EMERGING MARKETS	704329531		9/28/2012	4/10/2013	15		0	15		0	0	0	0	0
573 PAYDEN EMERGING MARKETS	704329531		9/28/2012	4/10/2013	15		0	15		0	0	0	0	0
574 PAYDEN EMERGING MARKETS	704329531		4/10/2012	7/12/2013	16,764		0	16,764		0	0	0	0	-2,380
575 PIMCO EMERGING LOCAL	72201M396		12/6/2012	7/8/2013	8,846		0	8,846		0	0	0	0	-674
576 PIMCO ALL ASSET ALL	72201M438		8/25/2010	7/8/2013	11,839		0	11,839		0	0	0	0	-1,159
577 PIMCO ALL ASSET ALL	72201M438		8/25/2010	7/8/2013	10		0	10		0	0	0	0	-1
578 PIMCO ALL ASSET ALL	72201M438		5/13/2010	7/8/2013	4,327		0	4,327		0	0	0	0	-223
579 PIMCO ALL ASSET ALL	72201M438		3/19/2010	7/8/2013	10		0	10		0	0	0	0	0
580 PIMCO ALL ASSET ALL	72201M438		2/26/2010	7/8/2013	4,913		0	4,913		0	0	0	0	-166
581 PIMCO ALL ASSET ALL	72201M438		1/23/2009	7/8/2013	10		0	10		0	0	0	0	0
582 PIMCO ALL ASSET ALL	72201M438		9/23/2009	7/8/2013	8,877		0	8,877		0	0	0	0	-412
583 PUTNAM TAX FREE HIGH	746872878		12/24/2009	6/4/2013	4,881		0	4,881		0	0	0	0	606
584 PUTNAM TAX FREE HIGH	746872878		1/14/2013	7/15/2013	1		0	1		0	0	0	0	0
585 PUTNAM TAX FREE HIGH	746872878		1/14/2013	7/15/2013	4,986		0	4,986		0	0	0	0	-284
586 PUTNAM TAX FREE HIGH	746872878		1/14/2013	7/15/2013	12		0	12		0	0	0	0	0
587 PUTNAM TAX FREE HIGH	746872878		8/30/2011	7/15/2013	929		0	929		0	0	0	0	-34



4/30/2014 6 03:41 PM - RKM - LA - THE DOMINUS NIHIL FOUNDATION

Part IV (990-PF) - Capital Gains and Losses for Tax on Investment Income

Description of Property Sold	CUSIP #	How Acquired	Date Acquired	Date Sold	Gross Sales Price	Depreciation Allowed	Adjustments	Cost or Other Basis Plus Expense of Sale	Gain or Loss	F M V as of 12/31/69	Adjusted Basis as of 12/31/69	Excess of FMV Over Adj Basis	Gains Minus Excess of FMV Over Adjusted Basis or Losses
Long Term CG Distributions	15,014												
Short Term CG Distributions	0												
673 FIDELITY ADV EMERGING	315920702		10/15/2012	10/32/2013	6,241			6,994	-753				-753
674 FIDELITY ADV EMERGING	315920702		9/30/2012	10/32/2013	40			40	0				0
675 FIDELITY ADV EMERGING	315920702		12/24/2012	10/32/2013	27			30	-3				-3
676 FIDELITY ADV EMERGING	315920702		12/24/2012	10/32/2013	54			60	-6				-6
677 FIDELITY ADV EMERGING	315920702		9/30/2013	10/18/2013	11			11	0				0
678 FIRST EAGLE	320085606		12/14/2012	1/42/2013	198			183	15				15
679 FIRST EAGLE	320085606		12/21/2011	1/42/2013	940			854	86				86
680 FIRST EAGLE	320085606		12/14/2012	12/11/2013	55			48	7				7
681 FIRST EAGLE	320085606		12/14/2012	12/11/2013	55			48	7				7
682 FIRST EAGLE	320085606		12/21/2011	12/11/2013	9,271			7,592	1,677				1,677
683 FIRST EAGLE	320085606		12/14/2012	12/11/2013	15,032			13,557	1,485				1,485
684 FIRST EAGLE	320085606		12/14/2012	12/11/2013	46			41	5				5
685 FIRST EAGLE	320085606		12/14/2012	12/11/2013	494			433	61				61
686 FIRST EAGLE	320085606		4/27/2012	12/11/2013	55			48	7				7
687 FIRST EAGLE	320085606		4/27/2012	12/11/2013	7,087			6,545	542				542
688 FIRST EAGLE	320085606		7/12/2012	12/11/2013	1,252			1,023	229				229
689 FIRST EAGLE	320085606		7/12/2012	12/11/2013	55			48	7				7
690 FIRST EAGLE GOLD FUND	320087770		12/14/2012	8/15/2013	770			74	726				726
691 FIRST EAGLE GOLD FUND	320087770		12/14/2012	8/15/2013	9,714			14,453	-4,739				-4,739
692 FIRST EAGLE GOLD FUND	320087770		12/14/2012	8/15/2013	3,055			5,200	-2,145				-2,145
693 FIRST EAGLE GOLD FUND	320087770		3/25/2012	9/17/2013	8,557			10,145	-1,588				-1,588
694 FIRST EAGLE GOLD FUND	320087770		12/14/2012	9/17/2013	12			18	-6				-6
695 FIRST EAGLE GOLD FUND	320087770		1/25/2010	4/19/2013	4,807			3,475	1,332				1,332
696 LATEEF FUND CL 1	368873301		7/10/2011	4/19/2013	419			342	77				77
697 LATEEF FUND CL 1	368873301		4/16/2010	4/19/2013	12			9	3				3
698 LATEEF FUND CL 1	368873301		4/15/2010	4/19/2013	4,055			3,433	1,622				1,622
699 LATEEF FUND CL 1	368873301		3/13/2013	12/26/2013	14			12	2				2
700 THE OAKMARK INTL SMALL	413938509		5/31/2011	12/26/2013	23,881			20,508	3,373				3,373
701 THE OAKMARK INTL SMALL	413938509		5/31/2011	2/20/2013	28			28	0				0
702 HOTCHKIS & WILEY HIGH	441348735		12/21/2012	2/20/2013	8,333			8,332	1				1
703 HOTCHKIS & WILEY HIGH	441348735		12/21/2012	2/20/2013	13			13	0				0
704 HOTCHKIS & WILEY HIGH	441348735		11/14/2013	2/20/2013	13			13	0				0
705 HOTCHKIS & WILEY HIGH	441348735		12/14/2012	2/20/2013	39			39	0				0
706 HOTCHKIS & WILEY HIGH	441348735		12/14/2012	2/20/2013	13			13	0				0
707 HOTCHKIS & WILEY HIGH	441348735		11/30/2012	2/20/2013	65			64	1				1
708 HOTCHKIS & WILEY HIGH	441348735		11/30/2012	2/20/2013	65			64	1				1
709 HOTCHKIS & WILEY HIGH	441348735		9/28/2012	2/20/2013	13			12	1				1
710 HOTCHKIS & WILEY HIGH	441348735		9/28/2012	2/20/2013	65			63	2				2
711 HOTCHKIS & WILEY HIGH	441348735		8/31/2012	2/20/2013	65			62	3				3
712 HOTCHKIS & WILEY HIGH	441348735		7/31/2012	2/20/2013	65			62	3				3
713 HOTCHKIS & WILEY HIGH	441348735		6/29/2012	2/20/2013	104			96	8				8
714 HOTCHKIS & WILEY HIGH	441348735		6/29/2012	2/20/2013	13			12	1				1
715 HOTCHKIS & WILEY HIGH	441348735		5/31/2012	2/20/2013	65			61	4				4
716 HOTCHKIS & WILEY HIGH	441348735		4/30/2012	2/20/2013	65			62	3				3
717 HOTCHKIS & WILEY HIGH	441348735		3/30/2012	2/20/2013	65			62	3				3
718 HOTCHKIS & WILEY HIGH	441348735		2/29/2012	2/20/2013	13			12	1				1
719 HOTCHKIS & WILEY HIGH	441348735		2/29/2012	2/20/2013	52			49	3				3
720 HOTCHKIS & WILEY HIGH	441348735		2/29/2012	2/20/2013	52			48	4				4
721 HOTCHKIS & WILEY HIGH	441348735		1/31/2012	2/20/2013	52			48	4				4
722 HOTCHKIS & WILEY HIGH	441348735		1/31/2012	2/20/2013	13			12	1				1
723 HOTCHKIS & WILEY HIGH	441348735		12/16/2011	2/20/2013	117			105	12				12
724 HOTCHKIS & WILEY HIGH	441348735		12/16/2011	2/20/2013	39			35	4				4
725 HOTCHKIS & WILEY HIGH	441348735		12/16/2011	2/20/2013	13			12	1				1
726 HOTCHKIS & WILEY HIGH	441348735		12/16/2011	2/20/2013	3,581			3,368	213				213
727 HOTCHKIS & WILEY HIGH	441348735		12/16/2011	2/20/2013	13			12	1				1
728 HOTCHKIS & WILEY HIGH	441348735		11/30/2011	2/20/2013	52			47	5				5
729 HOTCHKIS & WILEY HIGH	441348735		10/31/2011	2/20/2013	13			12	1				1
730 HOTCHKIS & WILEY HIGH	441348735		10/31/2011	2/20/2013	39			37	2				2
731 HOTCHKIS & WILEY HIGH	441348735		9/30/2011	2/20/2013	13			12	1				1
732 HOTCHKIS & WILEY HIGH	441348735		9/30/2011	2/20/2013	38			35	3				3
733 HOTCHKIS & WILEY HIGH	441348735		8/31/2011	2/20/2013	39			38	1				1
734 HOTCHKIS & WILEY HIGH	441348735		8/24/2011	2/20/2013	13			13	0				0
735 HOTCHKIS & WILEY HIGH	441348735		8/24/2011	2/20/2013	1,732			1,676	56				56
736 HOTCHKIS & WILEY HIGH	441348735		8/24/2011	2/20/2013	2,057			1,876	181				181
737 HOTCHKIS & WILEY HIGH	441348735		8/24/2011	2/20/2013	13			12	1				1
738 HOTCHKIS & WILEY HIGH	441348735		8/24/2011	2/20/2013	13			12	1				1
739 HOTCHKIS & WILEY HIGH	441348735		7/29/2011	2/20/2013	26			26	0				0
740 HOTCHKIS & WILEY HIGH	441348735		7/29/2011	2/20/2013	13			13	0				0
741 HOTCHKIS & WILEY HIGH	441348735		10/29/2010	2/20/2013	26			26	0				0
742 HOTCHKIS & WILEY HIGH	441348735		6/30/2011	2/20/2013	26			26	0				0
743 HOTCHKIS & WILEY HIGH	441348735		6/30/2011	2/20/2013	26			26	0				0
744 HOTCHKIS & WILEY HIGH	441348735		5/31/2011	2/20/2013	26			26	0				0
745 HOTCHKIS & WILEY HIGH	441348735		11/30/2010	2/20/2013	26			26	0				0
746 HOTCHKIS & WILEY HIGH	441348735		11/30/2010	2/20/2013	26			26	0				0
747 HOTCHKIS & WILEY HIGH	441348735		11/30/2010	2/20/2013	26			26	0				0
748 HOTCHKIS & WILEY HIGH	441348735		11/30/2010	2/20/2013	26			26	0				0
749 HOTCHKIS & WILEY HIGH	441348735		12/31/2010	2/20/2013	13			13	0				0
750 HOTCHKIS & WILEY HIGH	441348735		12/31/2010	2/20/2013	26			25	1				1
751 HOTCHKIS & WILEY HIGH	441348735		12/17/2010	2/20/2013	13			13	0				0
752 HOTCHKIS & WILEY HIGH	441348735		11/10/2010	2/20/2013	76			76	0				0
753 HOTCHKIS & WILEY HIGH	441348735		12/17/2010	2/20/2013	156			151	5				5
754 HOTCHKIS & WILEY HIGH	441348735		11/30/2010	2/20/2013	13			13	0				0
755 HOTCHKIS & WILEY HIGH	441348735		12/31/2012	2/20/2013	65			64	1				1
756 HOTCHKIS & WILEY HIGH	441348735		8/23/2010	2/20/2013	13			12	1				1



**Part VI, Line 6a (990-PF) - Estimated Tax Payments**

	Date	Amount
1 Credit from prior year return		0
2 First quarter estimated tax payment		
3 Second quarter estimated tax payment		
4 Third quarter estimated tax payment		
5 Fourth quarter estimated tax payment		
6 Other payments		1,311
7 Total		1,311

Part VIII, Line 1 (990-PF) - Compensation of Officers, Directors, Trustees and Foundation Managers

	Name	Check "X" if Business	Street	City	State	Zip Code	Foreign Country	Title	Avg Hrs Per Week	Compensation	Benefits	Expense Account
1	JENNIFER A MOORES		1207 CRESTVIEW DRIVE	CARDIFF	CA	92007		PRESIDENT	1 00			
2	DARLINE LILO		11343 AVENIDA DEL GATO	SAN DIEGO	CA			SECRETARY /CFO	1 00			

Primary Account

THE DOMINUS NIHL FOUNDATION  
ATTN JENNIFER MOORES  
1207 CRESTVIEW DR  
CARDIFF CA 92007-1400

# YOUR MERRILL LYNCH REPORT

November 30, 2013 - December 31, 2013

## PORTFOLIO SUMMARY

	December 31	November 29	Month Change
Net Portfolio Value	\$52,453.78	\$52,453.32	\$0.46 ▲
Your assets	\$52,453.78	\$52,453.32	\$0.46 ▲
Your liabilities	-	-	-
Your Net Cash Flow (Inflows/Outflows)	-	(\$5,000.00)	-
Securities You Transferred In/Out	-	-	-
<b>Subtotal Net Contributions</b>	-	<b>(\$5,000.00)</b>	-
Your Dividends/Interest Income	\$0.46	\$0.45	\$0.01
Your Market Change	-	-	-
<b>Subtotal Investment Earnings</b>	<b>\$0.46</b>	<b>\$0.45</b>	<b>\$0.01</b>

If you have questions on your statement, call 24-Hour Assistance. (800) MERRILL (800) 637-7455  
Access Code 39 884-04169

Investment Advice and Guidance:  
Call Your Private Wealth Advisor

Your Private Wealth Advisor:  
JONES/ZAFARI GROUP  
2049 CENTURY PARK E 11/12 FL  
CENTURY CITY CA 90067  
1-310-407-3900

Up-to-date account information can be viewed at: [www.mymerrill.com](http://www.mymerrill.com), where your statements are archived for three or more years

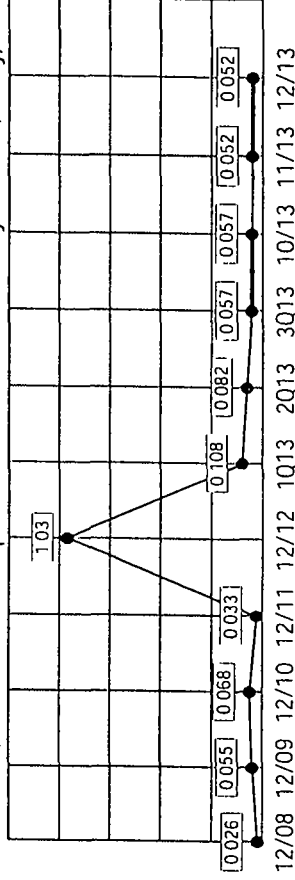
Questions about MyMerrill? Click the "help" tab at the top of the screen once you log in

## SEE OUR OUTLOOK FOR 2014

From the big global trends to new market opportunities, find the latest insights at [pbig.ml.com/transformationworld](http://pbig.ml.com/transformationworld). Here, you can review the latest investment issues shaping the outlook for the year ahead and what they could mean for your portfolio.

The Private Banking and Investment Group makes available products and services offered by Merrill Lynch, Pierce, Fenner & Smith Incorporated (MLPF&S) and other subsidiaries of Bank of America Corporation. Investment products:  Are Not FDIC Insured  Are Not Bank Guaranteed  May Lose Value  
MLPF&S is a registered broker-dealer, Member Securities Investor Protection Corporation (SIPC) and a wholly owned subsidiary of Bank of America Corporation.

Total Value (Net Portfolio Value plus Assets Not Held/Valued By MLPF&S, if any) in millions, 2008-2013



Primary Account

24-Hour Assistance: (800) MERRILL  
Access Code 39-884-04169


# YOUR PORTFOLIO REVIEW

November 30, 2013 - December 31, 2013

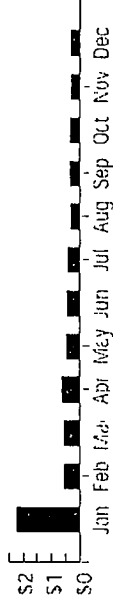
## ASSET ALLOCATION\*

\* Estimated Accrued Interest not included, may not reflect all holdings, does not include asset categories less than 1%

Cash/Money Accounts	Current Value	Allocation
	52,453.78	100.00%
<b>TOTAL</b>	<b>\$52,453.78</b>	<b>100%</b>



## CURRENT INCOME



	This Report	Year To Date
Tax-Exempt Interest	0.46	9.95
Taxable Interest	-	-
Tax-Exempt Dividends	-	-
Taxable Dividends	-	-
<b>Total</b>	<b>\$0.46</b>	<b>\$9.95</b>

Your Estimated Annual Income **\$5.25**

## TOP FIVE PORTFOLIO HOLDINGS

Based on Estimated Market Value

	Current Value	% of Portfolio
+ML BANK DEPOSIT PROGRAM	52,453.00	100.00%
+FDIC INSURED NOT SIPC COVERED		

## FINANCIAL MARKET INDICATORS

	This Report	Last Report	Previous Year End
S&P 500	1848.36	1805.81	1426.19
Three-Month Treasury Bills	0.7%	0.6%	0.5%
Long Term Treasury Bonds	3.97%	3.81%	2.95%
One-Month LIBOR	.17%	.17%	.21%
NASDAQ	4176.59	4059.89	3019.51



PRIVATE BANKING & INVESTMENT GROUP

Online at [www.mymerrill.com](http://www.mymerrill.com)

Account Number

24-Hour Assistance: (800) MERRILL  
Access Code 39-884-04169

THE DOMINUS NIHIL FOUNDATION  
ATTN JENNIFER MOORES  
1207 CRESTVIEW DR  
CARDIFF CA 92007-1400

**Net Portfolio Value: \$52,453.78**

Your Private Wealth Advisor.  
JONES/ZAFARI GROUP  
2049 CENTURY PARK E 11/12 FL  
CENTURY CITY CA 90067  
1-310 407-3900

## Foundation - VISA

November 30, 2013 - December 31, 2013

ASSETS	December 31	November 29	CASH FLOW	This Statement	Year to Date
Cash/Money Accounts	52,453.78	52,453.32	Opening Cash/Money Accounts	\$52,453.32	
Fixed Income	-	-	CREDITS		
Equities	-	-	Funds Received	-	-
Mutual Funds	-	-	Electronic Transfers	-	-
Options	-	-	Other Credits	-	-
Other	-	-	Subtotal	-	-
Subtotal (Long Portfolio)	52,453.78	52,453.32	DEBITS		
TOTAL ASSETS	\$52,453.78	\$52,453.32	Electronic Transfers	-	(75,000.00)
LIABILITIES			Margin Interest Charged	-	-
Debit Balance	-	-	Other Debits	-	(905,240.00)
Short Market Value	-	-	Visa Purchases (debits)	-	-
TOTAL LIABILITIES	-	-	ATM/Cash Advances	-	-
NET PORTFOLIO VALUE	\$52,453.78	\$52,453.32	Checks Written/Bill Payment	-	-
			Subtotal	-	(980,240.00)
			Net Cash Flow	-	(980,240.00)
			Dividends/Interest Income	0.46	9.95
			Security Purchases/Debits	-	-
			Security Sales/Credits	-	-
			Closing Cash/Money Accounts	\$52,453.78	-
			Securities You Transferred In/Out	-	-

The Private Banking and Investment Group makes available products and services offered by Merrill Lynch, Pierce, Fenner & Smith Incorporated (MLPF&S) and other subsidiaries of Bank of America Corporation. Investment products:  Are Not FDIC Insured  Are Not Bank Guaranteed  May Lose Value  
MLPF&S is a registered broker-dealer. Member Securities Investor Protection Corporation (SIPC) and a wholly owned subsidiary of Bank of America Corporation.

THE DOMINUS NIHIL FOUNDATION

Account Number

24-Hour Assistance: (800) MERRILL  
Access Code 39-884-04169

**YOUR EMA BANK DEPOSIT INTEREST SUMMARY**

November 30, 2013 - December 31, 2013

Money Account Description	Opening Balance	Average Deposit Balance	Current Yield%	Interest on Deposits	Closing Balance
FIA Card Services, N A	52,451	52,451	.01	0.46	52,452
Bank of America CA, N A	1	1	01	0.00	1
<b>TOTAL ML Bank Deposit Program</b>	<b>52,452</b>			<b>0.46</b>	<b>52,453</b>

**YOUR EMA ASSETS**

CASH/MONEY ACCOUNTS Description	Quantity	Total Cost Basis	Estimated Market Price	Estimated Market Value	Estimated Annual Income	Est. Annual Yield%
CASH	0.78	0.78		.78		
+ML BANK DEPOSIT PROGRAM	52,453.00	52,453.00	1.0000	52,453.00	5	.01
+FDIC INSURED NOT SIPC COVERED						
<b>TOTAL</b>		<b>52,453.78</b>		<b>52,453.78</b>	<b>5</b>	<b>01</b>

LONG PORTFOLIO	Adjusted/Total Cost Basis	Estimated Market Value	Unrealized Gain/(Loss)	Estimated Annual Interest	Estimated Annual Income	Current Yield%
<b>TOTAL</b>	<b>52,453.78</b>	<b>52,453.78</b>			<b>5</b>	<b>01</b>

**YOUR EMA TRANSACTIONS**

DIVIDENDS/INTEREST INCOME TRANSACTIONS						
Date	Transaction Type	Quantity	Description	Income	Year To Date	Income
12/31	Bank Interest		BANK DEPOSIT INTEREST	46		46
	Subtotal (Taxable Interest)			46		9.95
	NET TOTAL			.46		9.95

+

THE DOMINUS NIHIL FOUNDATION

Account Number.

November 30, 2013 December 31, 2013

**YOUR EMA MONEY ACCOUNT TRANSACTIONS**

<i>Date</i>	<i>Description</i>	<i>Withdrawals</i>	<i>Deposits</i>	<i>Date</i>	<i>Description</i>	<i>Withdrawals</i>	<i>Deposits</i>
12/02	ML BANK DEPOSIT PROGRAM		1 00				
	NET TOTAL		1.00				