



See a Social Security Number? Say Something!
Report Privacy Problems to <https://public.resource.org/privacy>
Or call the IRS Identity Theft Hotline at 1-800-908-4490



990-PF

Return of Private Foundation

OMB No 1545-0052

Form

or Section 4947(a)(1) Trust Treated as Private Foundation

2013

Department of the Treasury
Internal Revenue Service

Do not enter Social Security numbers on this form as it may be made public.

Information about Form 990-PF and its separate instructions is at www.irs.gov/form990pf

Open to Public Inspection

For calendar year 2013 or tax year beginning

, 2013, and ending

, 20

Name of foundation

ULM FAMILY FOUNDATION P19308009

A Employer identification number

20-5745473

Number and street (or P O box number if mail is not delivered to street address)

Room/suite

B Telephone number (see instructions)

10 S DEARBORN IL1-0117

City or town, state or province, country, and ZIP or foreign postal code

866-888-5157

CHICAGO, IL 60603

G Check all that apply:

Initial return

Final return

Address change

Initial return of a former public charity

Amended return

Name change

C If exemption application is pending, check here ☐D 1 Foreign organizations, check here ☐2 Foreign organizations meeting the 85% test, check here and attach computation ☐E If private foundation status was terminated under section 507(b)(1)(A), check here ☐F If the foundation is in a 60-month termination under section 507(b)(1)(B), check here ☐

H Check type of organization:

☒ Section 501(c)(3) exempt private foundation☐ Section 4947(a)(1) nonexempt charitable trust☐ Other taxable private foundation

I Fair market value of all assets at end of year (from Part II, col. (c), line 16) \$ 3,864,052.

J Accounting method: ☒ Cash ☐ Accrual☐ Other (specify) _____

(Part I, column (d) must be on cash basis)

Part I Analysis of Revenue and Expenses (The total of amounts in columns (b), (c), and (d) may not necessarily equal the amounts in column (a) (see instructions))

| | (a) Revenue and expenses per books | (b) Net investment income | (c) Adjusted net income | (d) Disbursements for charitable purposes (cash basis only) |
|--|------------------------------------|---------------------------|-------------------------|---|
| 1 Contributions, gifts, grants, etc., received (attach schedule) | | | | |
| 2 Check <input type="checkbox"/> if the foundation is not required to attach Sch B | | | | |
| 3 Interest on savings and temporary cash investments | | | | |
| 4 Dividends and interest from securities | 77,165. | 75,036. | | |
| 5a Gross rents | | | | |
| b Net rental income or (loss) | | | | |
| 6a Net gain or (loss) from sale of assets not on line 10 | 53,245. | | | |
| b Gross sales price for all assets on line 6a 1,227,224. | | | | |
| 7 Capital gain net income (from Part IV, line 2) | | 53,245. | | |
| 8 Net short-term capital gain | | | | |
| 9 Income modifications | | | | |
| 10a Gross sales less returns and allowances | | | | |
| b Less Cost of goods sold | | | | |
| c Gross profit or (loss) (attach schedule) | | | | |
| 11 Other income (attach schedule) | 1,735. | -5,410. | | STMT 1 |
| 12 Total. Add lines 1 through 11 | 132,145. | 122,871. | | |
| 13 Compensation of officers, directors, trustees, etc. | | | | |
| 14 Other employee salaries and wages | | NONE | NONE | |
| 15 Pension plans, employee benefits | | NONE | NONE | |
| 16a Legal fees (attach schedule) | | | | |
| b Accounting fees (attach schedule) | | | | |
| c Other professional fees (attach schedule) STMT 2 | 25,194. | 25,194. | | |
| 17 Interest | | | | |
| 18 Taxes (attach schedule) (see instructions) STMT 3 | 1,736. | 1,136. | | |
| 19 Depreciation (attach schedule) and depletion | | | | |
| 20 Occupancy | | | | |
| 21 Travel, conferences, and meetings | | NONE | NONE | |
| 22 Printing and publications | | NONE | NONE | |
| 23 Other expenses (attach schedule) | | | | |
| 24 Total operating and administrative expenses. Add lines 13 through 23 | 26,930. | 26,330. | NONE | |
| 25 Contributions, gifts, grants paid | 297,500. | | | 297,500. |
| 26 Total expenses and disbursements. Add lines 24 and 25 | 324,430. | 26,330. | NONE | 297,500. |
| 27 Subtract line 26 from line 12 | | | | |
| a Excess of revenue over expenses and disbursements | -192,285. | | | |
| b Net investment income (if negative, enter -0-) | | 96,541. | | |
| c Adjusted net income (if negative, enter -0-) | | | | |

P
2014

| Part II Balance Sheets | | Attached schedules and amounts in the description column should be for end-of-year amounts only (See instructions) | | Beginning of year | End of year | |
|-----------------------------|---|---|------------|-------------------|----------------|-----------------------|
| | | | | (a) Book Value | (b) Book Value | (c) Fair Market Value |
| Assets | 1 | Cash - non-interest-bearing | | | | |
| | 2 | Savings and temporary cash investments | 201,469. | 88,738. | 88,738. | |
| | 3 | Accounts receivable ▶ | | | | |
| | | Less allowance for doubtful accounts ▶ | | | | |
| | 4 | Pledges receivable ▶ | | | | |
| | | Less allowance for doubtful accounts ▶ | | | | |
| | 5 | Grants receivable | | | | |
| | 6 | Receivables due from officers, directors, trustees, and other disqualified persons (attach schedule) (see instructions) | | | | |
| | 7 | Other notes and loans receivable (attach schedule) ▶ | | | | |
| | | Less allowance for doubtful accounts ▶ | NONE | | | |
| | 8 | Inventories for sale or use | | | | |
| | 9 | Prepaid expenses and deferred charges | | | | |
| | 10 a | Investments - U S and state government obligations (attach schedule) | | | | |
| | b | Investments - corporate stock (attach schedule) | 1,620,728. | 1,638,431. | 2,049,562. | |
| | c | Investments - corporate bonds (attach schedule) | 1,226,701. | 1,023,576. | 1,030,839. | |
| | 11 | Investments - land, buildings, and equipment basis ▶ | | | | |
| | Less accumulated depreciation ▶ (attach schedule) | | | | | |
| 12 | Investments - mortgage loans | | | | | |
| 13 | Investments - other (attach schedule) | 591,569. | 705,745. | 694,913. | | |
| 14 | Land, buildings, and equipment basis ▶ | | | | | |
| | Less accumulated depreciation ▶ (attach schedule) | | | | | |
| 15 | Other assets (describe ▶) | | | | | |
| 16 | Total assets (to be completed by all filers - see the instructions Also, see page 1, item I) | 3,640,467. | 3,456,490. | 3,864,052. | | |
| Liabilities | 17 | Accounts payable and accrued expenses | | | | |
| | 18 | Grants payable | | | | |
| | 19 | Deferred revenue | | | | |
| | 20 | Loans from officers, directors, trustees, and other disqualified persons | | | | |
| | 21 | Mortgages and other notes payable (attach schedule) | | | | |
| | 22 | Other liabilities (describe ▶) | | | | |
| 23 | Total liabilities (add lines 17 through 22) | | NONE | | | |
| Net Assets or Fund Balances | Foundations that follow SFAS 117, check here ▶ <input type="checkbox"/> and complete lines 24 through 26 and lines 30 and 31. | | | | | |
| | 24 | Unrestricted | | | | |
| | 25 | Temporarily restricted | | | | |
| | 26 | Permanently restricted | | | | |
| | Foundations that do not follow SFAS 117, . . . ▶ <input checked="" type="checkbox"/> check here and complete lines 27 through 31. | | | | | |
| | 27 | Capital stock, trust principal, or current funds | 3,640,467. | 3,456,490. | | |
| | 28 | Paid-in or capital surplus, or land, bldg, and equipment fund | | | | |
| | 29 | Retained earnings, accumulated income, endowment, or other funds | | | | |
| | 30 | Total net assets or fund balances (see instructions) | 3,640,467. | 3,456,490. | | |
| | 31 | Total liabilities and net assets/fund balances (see instructions) | 3,640,467. | 3,456,490. | | |

Part III Analysis of Changes in Net Assets or Fund Balances

| | | | |
|---|--|---|------------|
| 1 | Total net assets or fund balances at beginning of year - Part II, column (a), line 30 (must agree with end-of-year figure reported on prior year's return) | 1 | 3,640,467. |
| 2 | Enter amount from Part I, line 27a | 2 | -192,285. |
| 3 | Other increases not included in line 2 (itemize) ▶ SEE STATEMENT 4 | 3 | 8,308. |
| 4 | Add lines 1, 2, and 3 | 4 | 3,456,490. |
| 5 | Decreases not included in line 2 (itemize) ▶ | 5 | |
| 6 | Total net assets or fund balances at end of year (line 4 minus line 5) - Part II, column (b), line 30 | 6 | 3,456,490. |

Form 990-PF (2013)

Part IV Capital Gains and Losses for Tax on Investment Income

| (a) List and describe the kind(s) of property sold (e.g., real estate, 2-story brick warehouse, or common stock, 200 shs MLC Co.) | | | (b) How acquired P - Purchase D - Donation | (c) Date acquired (mo, day, yr) | (d) Date sold (mo, day, yr) |
|---|--|---|--|------------------------------------|--------------------------------|
| 1a PUBLICLY TRADED SECURITIES | | | | | |
| b | | | | | |
| c | | | | | |
| d | | | | | |
| e | | | | | |
| (e) Gross sales price | (f) Depreciation allowed (or allowable) | (g) Cost or other basis plus expense of sale | (h) Gain or (loss) (e) plus (f) minus (g) | | |
| a 1,227,224. | | 1,173,979. | 53,245. | | |
| b | | | | | |
| c | | | | | |
| d | | | | | |
| e | | | | | |
| Complete only for assets showing gain in column (h) and owned by the foundation on 12/31/69 | | | (i) Gains (Col (h) gain minus col (k), but not less than -0- or Losses (from col (h))) | | |
| (i) F.M.V. as of 12/31/69 | (j) Adjusted basis as of 12/31/69 | (k) Excess of col (i) over col (j), if any | | | |
| a | | | 53,245. | | |
| b | | | | | |
| c | | | | | |
| d | | | | | |
| e | | | | | |
| 2 Capital gain net income or (net capital loss) | | | 2 | 53,245. | |
| 3 Net short-term capital gain or (loss) as defined in sections 1222(5) and (6): | | | 3 | | |
| If gain, also enter in Part I, line 8, column (c) (see instructions) If (loss), enter -0- in Part I, line 8 | | | | | |

Part V Qualification Under Section 4940(e) for Reduced Tax on Net Investment Income

(For optional use by domestic private foundations subject to the section 4940(a) tax on net investment income.)

If section 4940(d)(2) applies, leave this part blank.

Was the foundation liable for the section 4942 tax on the distributable amount of any year in the base period?

☐ Yes ☒ No

If "Yes," the foundation does not qualify under section 4940(e). Do not complete this part.

1 Enter the appropriate amount in each column for each year; see the instructions before making any entries.

| (a) Base period years Calendar year (or tax year beginning in) | (b) Adjusted qualifying distributions | (c) Net value of noncharitable-use assets | (d) Distribution ratio (col (b) divided by col (c)) |
|---|--|--|---|
| 2012 | 365,317. | 3,847,454. | 0.094950 |
| 2011 | 244,223. | 4,070,727. | 0.059995 |
| 2010 | 237,363. | 4,072,467. | 0.058285 |
| 2009 | 178,524. | 3,786,559. | 0.047147 |
| 2008 | 35,000. | 4,350,161. | 0.008046 |
| 2 Total of line 1, column (d) | | | 0.268423 |
| 3 Average distribution ratio for the 5-year base period - divide the total on line 2 by 5, or by the number of years the foundation has been in existence if less than 5 years | | | 0.053685 |
| 4 Enter the net value of noncharitable-use assets for 2013 from Part X, line 5 | | | 3,882,701. |
| 5 Multiply line 4 by line 3 | | | 208,443. |
| 6 Enter 1% of net investment income (1% of Part I, line 27b) | | | 965. |
| 7 Add lines 5 and 6 | | | 209,408. |
| 8 Enter qualifying distributions from Part XII, line 4 | | | 297,500. |
| If line 8 is equal to or greater than line 7, check the box in Part VI, line 1b, and complete that part using a 1% tax rate. See the Part VI instructions. | | | |

Part VI Excise Tax Based on Investment Income (Section 4940(a), 4940(b), 4940(e), or 4948 - see instructions)

| | | | |
|--|----|------|------|
| 1a Exempt operating foundations described in section 4940(d)(2), check here <input type="checkbox"/> and enter "N/A" on line 1 | | 1 | 965. |
| Date of ruling or determination letter _____ (attach copy of letter if necessary - see instructions) | | | |
| b Domestic foundations that meet the section 4940(e) requirements in Part V, check here <input checked="" type="checkbox"/> and enter 1% of Part I, line 27b | | | |
| c All other domestic foundations enter 2% of line 27b. Exempt foreign organizations enter 4% of Part I, line 12, col. (b). | | | |
| 2 Tax under section 511 (domestic section 4947(a)(1) trusts and taxable foundations only Others enter -0-) | | 2 | |
| 3 Add lines 1 and 2 | | 3 | 965. |
| 4 Subtitle A (income) tax (domestic section 4947(a)(1) trusts and taxable foundations only Others enter -0-) | | 4 | NONE |
| 5 Tax based on investment income. Subtract line 4 from line 3. If zero or less, enter -0- | | 5 | 965. |
| 6 Credits/Payments: | | | |
| a 2013 estimated tax payments and 2012 overpayment credited to 2013 | 6a | 717. | |
| b Exempt foreign organizations - tax withheld at source | 6b | NONE | |
| c Tax paid with application for extension of time to file (Form 8868) | 6c | NONE | |
| d Backup withholding erroneously withheld | 6d | | |
| 7 Total credits and payments. Add lines 6a through 6d | 7 | 717. | |
| 8 Enter any penalty for underpayment of estimated tax. Check here <input type="checkbox"/> if Form 2220 is attached | 8 | | |
| 9 Tax due. If the total of lines 5 and 8 is more than line 7, enter amount owed | 9 | 248. | |
| 10 Overpayment. If line 7 is more than the total of lines 5 and 8, enter the amount overpaid | 10 | | |
| 11 Enter the amount of line 10 to be Credited to 2014 estimated tax <input checked="" type="checkbox"/> NONE Refunded <input type="checkbox"/> | 11 | | |

Part VII-A Statements Regarding Activities

| | Yes | No |
|---|-----|----|
| 1a During the tax year, did the foundation attempt to influence any national, state, or local legislation or did it participate or intervene in any political campaign? | | X |
| b Did it spend more than \$100 during the year (either directly or indirectly) for political purposes (see instructions for the definition)? If the answer is "Yes" to 1a or 1b, attach a detailed description of the activities and copies of any materials published or distributed by the foundation in connection with the activities. | | X |
| c Did the foundation file Form 1120-POL for this year? | | X |
| d Enter the amount (if any) of tax on political expenditures (section 4955) imposed during the year (1) On the foundation ► \$ _____ (2) On foundation managers ► \$ _____ | | |
| e Enter the reimbursement (if any) paid by the foundation during the year for political expenditure tax imposed on foundation managers ► \$ _____ | | |
| 2 Has the foundation engaged in any activities that have not previously been reported to the IRS? If "Yes," attach a detailed description of the activities | | X |
| 3 Has the foundation made any changes, not previously reported to the IRS, in its governing instrument, articles of incorporation, or bylaws, or other similar instruments? If "Yes," attach a conformed copy of the changes | | X |
| 4a Did the foundation have unrelated business gross income of \$1,000 or more during the year? | | X |
| b If "Yes," has it filed a tax return on Form 990-T for this year? | | |
| 5 Was there a liquidation, termination, dissolution, or substantial contraction during the year? If "Yes," attach the statement required by General Instruction T. | | X |
| 6 Are the requirements of section 508(e) (relating to sections 4941 through 4945) satisfied either • By language in the governing instrument, or • By state legislation that effectively amends the governing instrument so that no mandatory directions that conflict with the state law remain in the governing instrument? | X | |
| 7 Did the foundation have at least \$5,000 in assets at any time during the year? If "Yes," complete Part II, col. (c), and Part XV | X | |
| 8a Enter the states to which the foundation reports or with which it is registered (see instructions) ► GA | | |
| b If the answer is "Yes" to line 7, has the foundation furnished a copy of Form 990-PF to the Attorney General (or designate) of each state as required by General Instruction G? If "No," attach explanation. | X | |
| 9 Is the foundation claiming status as a private operating foundation within the meaning of section 4942(j)(3) or 4942(j)(5) for calendar year 2013 or the taxable year beginning in 2013 (see instructions for Part XIV)? If "Yes," complete Part XIV. | | X |
| 10 Did any persons become substantial contributors during the tax year? If "Yes," attach a schedule listing their names and addresses | | X |

Form 990-PF (2013)

Part VII-A Statements Regarding Activities (continued)

| | | | | |
|----------------------------|---|----|-----|------|
| 11 | At any time during the year, did the foundation, directly or indirectly, own a controlled entity within the meaning of section 512(b)(13)? If "Yes," attach schedule (see instructions) | 11 | | X |
| 12 | Did the foundation make a distribution to a donor advised fund over which the foundation or a disqualified person had advisory privileges? If "Yes," attach statement (see instructions) | 12 | | X |
| 13 | Did the foundation comply with the public inspection requirements for its annual returns and exemption application? | 13 | X | |
| Website address <u>N/A</u> | | | | |
| 14 | The books are in care of <u>JPMORGAN CHASE BANK, NA</u> Telephone no. <u>(866) 888-5157</u> | | | |
| | Located at <u>10 S DEARBORN IL 1-0117, CHICAGO, IL</u> ZIP+4 <u>60603</u> | | | |
| 15 | Section 4947(a)(1) nonexempt charitable trusts filing Form 990-PF in lieu of Form 1041 - Check here and enter the amount of tax-exempt interest received or accrued during the year | 15 | | |
| 16 | At any time during calendar year 2013, did the foundation have an interest in or a signature or other authority over a bank, securities, or other financial account in a foreign country? See the instructions for exceptions and filing requirements for Form TD F 90-22.1 If "Yes," enter the name of the foreign country <u></u> | 16 | Yes | No X |

Part VII-B Statements Regarding Activities for Which Form 4720 May Be Required

File Form 4720 if any item is checked in the "Yes" column, unless an exception applies.

| | Yes | No |
|---|---|----|
| 1a During the year did the foundation (either directly or indirectly) | | |
| (1) Engage in the sale or exchange, or leasing of property with a disqualified person? | <input type="checkbox"/> Yes <input checked="" type="checkbox"/> No | |
| (2) Borrow money from, lend money to, or otherwise extend credit to (or accept it from) a disqualified person? | <input type="checkbox"/> Yes <input checked="" type="checkbox"/> No | |
| (3) Furnish goods, services, or facilities to (or accept them from) a disqualified person? | <input type="checkbox"/> Yes <input checked="" type="checkbox"/> No | |
| (4) Pay compensation to, or pay or reimburse the expenses of, a disqualified person? | <input type="checkbox"/> Yes <input checked="" type="checkbox"/> No | |
| (5) Transfer any income or assets to a disqualified person (or make any of either available for the benefit or use of a disqualified person)? | <input type="checkbox"/> Yes <input checked="" type="checkbox"/> No | |
| (6) Agree to pay money or property to a government official? (Exception. Check "No" if the foundation agreed to make a grant to or to employ the official for a period after termination of government service, if terminating within 90 days) | <input type="checkbox"/> Yes <input checked="" type="checkbox"/> No | |
| b If any answer is "Yes" to 1a(1)-(6), did any of the acts fail to qualify under the exceptions described in Regulations section 53.4941(d)-3 or in a current notice regarding disaster assistance (see instructions)? | 1b | |
| Organizations relying on a current notice regarding disaster assistance check here | | |
| c Did the foundation engage in a prior year in any of the acts described in 1a, other than excepted acts, that were not corrected before the first day of the tax year beginning in 2013? | 1c | X |
| 2 Taxes on failure to distribute income (section 4942) (does not apply for years the foundation was a private operating foundation defined in section 4942(j)(3) or 4942(j)(5)) | | |
| a At the end of tax year 2013, did the foundation have any undistributed income (lines 6d and 6e, Part XIII) for tax year(s) beginning before 2013? | <input type="checkbox"/> Yes <input checked="" type="checkbox"/> No | |
| If "Yes," list the years <u></u> | | |
| b Are there any years listed in 2a for which the foundation is not applying the provisions of section 4942(a)(2) (relating to incorrect valuation of assets) to the year's undistributed income? (If applying section 4942(a)(2) to all years listed, answer "No" and attach statement - see instructions) | 2b | X |
| c If the provisions of section 4942(a)(2) are being applied to any of the years listed in 2a, list the years here <u></u> | | |
| 3a Did the foundation hold more than a 2% direct or indirect interest in any business enterprise at any time during the year? | <input type="checkbox"/> Yes <input checked="" type="checkbox"/> No | |
| b If "Yes," did it have excess business holdings in 2013 as a result of (1) any purchase by the foundation or disqualified persons after May 26, 1969, (2) the lapse of the 5-year period (or longer period approved by the Commissioner under section 4943(c)(7)) to dispose of holdings acquired by gift or bequest; or (3) the lapse of the 10-, 15-, or 20-year first phase holding period? (Use Schedule C, Form 4720, to determine if the foundation had excess business holdings in 2013.) | 3b | |
| 4a Did the foundation invest during the year any amount in a manner that would jeopardize its charitable purposes? | 4a | X |
| b Did the foundation make any investment in a prior year (but after December 31, 1969) that could jeopardize its charitable purpose that had not been removed from jeopardy before the first day of the tax year beginning in 2013? | 4b | X |

Form 990-PF (2013)

Part VII-B Statements Regarding Activities for Which Form 4720 May Be Required (continued)**5a** During the year did the foundation pay or incur any amount to

- (1) Carry on propaganda, or otherwise attempt to influence legislation (section 4945(e))? ☐ Yes ☒ No
- (2) Influence the outcome of any specific public election (see section 4955), or to carry on, directly or indirectly, any voter registration drive? ☐ Yes ☒ No
- (3) Provide a grant to an individual for travel, study, or other similar purposes? ☐ Yes ☒ No
- (4) Provide a grant to an organization other than a charitable, etc., organization described in section 509(a)(1), (2), or (3), or section 4940(d)(2)? (see instructions) ☐ Yes ☒ No
- (5) Provide for any purpose other than religious, charitable, scientific, literary, or educational purposes, or for the prevention of cruelty to children or animals? ☐ Yes ☒ No

b If any answer is "Yes" to 5a(1)-(5), did any of the transactions fail to qualify under the exceptions described in Regulations section 53.4945 or in a current notice regarding disaster assistance (see instructions)? ☐Organizations relying on a current notice regarding disaster assistance check here ☐**c** If the answer is "Yes" to question 5a(4), does the foundation claim exemption from the tax because it maintained expenditure responsibility for the grant? ☐ Yes ☐ No

If "Yes," attach the statement required by Regulations section 53.4945-5(d).

6a Did the foundation, during the year, receive any funds, directly or indirectly, to pay premiums on a personal benefit contract? ☐ Yes ☒ No**b** Did the foundation, during the year, pay premiums, directly or indirectly, on a personal benefit contract? ☐ Yes ☒ No

If "Yes" to 6b, file Form 8870

7a At any time during the tax year, was the foundation a party to a prohibited tax shelter transaction? ☐ Yes ☒ No**b** If "Yes," did the foundation receive any proceeds or have any net income attributable to the transaction? ☐ Yes ☒ No**Part VIII Information About Officers, Directors, Trustees, Foundation Managers, Highly Paid Employees, and Contractors****1** List all officers, directors, trustees, foundation managers and their compensation (see instructions).

| (a) Name and address | (b) Title, and average hours per week devoted to position | (c) Compensation (if not paid, enter -0-) | (d) Contributions to employee benefit plans and deferred compensation | (e) Expense account, other allowances |
|----------------------|---|---|---|---------------------------------------|
| SEE STATEMENT 5 | | | | |
| | | | | |
| | | | | |
| | | | | |
| | | | | |

2 Compensation of five highest-paid employees (other than those included on line 1 - see instructions). If none, enter "NONE."

| (a) Name and address of each employee paid more than \$50,000 | (b) Title, and average hours per week devoted to position | (c) Compensation | (d) Contributions to employee benefit plans and deferred compensation | (e) Expense account, other allowances |
|---|---|------------------|---|---------------------------------------|
| NONE | | NONE | NONE | NONE |
| | | | | |
| | | | | |
| | | | | |
| | | | | |

Total number of other employees paid over \$50,000 ☐ NONE

Form 990-PF (2013)

Part VIII Information About Officers, Directors, Trustees, Foundation Managers, Highly Paid Employees, and Contractors (continued)**3 Five highest-paid independent contractors for professional services** (see instructions). If none, enter "NONE."

| (a) Name and address of each person paid more than \$50,000 | (b) Type of service | (c) Compensation |
|--|---------------------|------------------|
| NONE | | NONE |
| | | |
| | | |
| | | |
| | | |
| | | |
| Total number of others receiving over \$50,000 for professional services | | NONE |

Part IX-A Summary of Direct Charitable Activities

List the foundation's four largest direct charitable activities during the tax year. Include relevant statistical information such as the number of organizations and other beneficiaries served, conferences convened, research papers produced, etc.

| | Expenses |
|--------|----------|
| 1 NONE | |
| 2 | |
| 3 | |
| 4 | |

Part IX-B Summary of Program-Related Investments (see instructions)

Describe the two largest program-related investments made by the foundation during the tax year on lines 1 and 2

| | Amount |
|--|--------|
| 1 NONE | |
| 2 | |
| All other program-related investments. See instructions. | |
| 3 NONE | |
| Total. Add lines 1 through 3 | |

Form 990-PF (2013)

Part X Minimum Investment Return (All domestic foundations must complete this part. Foreign foundations, see instructions.)

| | | | |
|----------|---|-----------|------------|
| 1 | Fair market value of assets not used (or held for use) directly in carrying out charitable, etc., purposes: | | |
| a | Average monthly fair market value of securities | 1a | 3,699,959. |
| b | Average of monthly cash balances | 1b | 241,869. |
| c | Fair market value of all other assets (see instructions) | 1c | NONE |
| d | Total (add lines 1a, b, and c) | 1d | 3,941,828. |
| e | Reduction claimed for blockage or other factors reported on lines 1a and 1c (attach detailed explanation) | 1e | |
| 2 | Acquisition indebtedness applicable to line 1 assets | 2 | NONE |
| 3 | Subtract line 2 from line 1d | 3 | 3,941,828. |
| 4 | Cash deemed held for charitable activities. Enter 1 1/2% of line 3 (for greater amount, see instructions) | 4 | 59,127. |
| 5 | Net value of noncharitable-use assets. Subtract line 4 from line 3. Enter here and on Part V, line 4 | 5 | 3,882,701. |
| 6 | Minimum investment return. Enter 5% of line 5 | 6 | 194,135. |

Part XI Distributable Amount (see instructions) (Section 4942(j)(3) and (j)(5) private operating foundations and certain foreign organizations check here ☐ and do not complete this part.)

| | | | |
|-----------|--|-----------|----------|
| 1 | Minimum investment return from Part X, line 6 | 1 | 194,135. |
| 2a | Tax on investment income for 2013 from Part VI, line 5 | 2a | 965. |
| b | Income tax for 2013. (This does not include the tax from Part VI.) | 2b | |
| c | Add lines 2a and 2b | 2c | 965. |
| 3 | Distributable amount before adjustments. Subtract line 2c from line 1 | 3 | 193,170. |
| 4 | Recoveries of amounts treated as qualifying distributions | 4 | 5,000. |
| 5 | Add lines 3 and 4 | 5 | 198,170. |
| 6 | Deduction from distributable amount (see instructions) | 6 | NONE |
| 7 | Distributable amount as adjusted. Subtract line 6 from line 5. Enter here and on Part XIII, line 1. | 7 | 198,170. |

Part XII Qualifying Distributions (see instructions)

| | | | |
|----------|--|-----------|----------|
| 1 | Amounts paid (including administrative expenses) to accomplish charitable, etc., purposes: | | |
| a | Expenses, contributions, gifts, etc. - total from Part I, column (d), line 26 | 1a | 297,500. |
| b | Program-related investments - total from Part IX-B | 1b | |
| 2 | Amounts paid to acquire assets used (or held for use) directly in carrying out charitable, etc., purposes | 2 | NONE |
| 3 | Amounts set aside for specific charitable projects that satisfy the: | | |
| a | Suitability test (prior IRS approval required) | 3a | NONE |
| b | Cash distribution test (attach the required schedule) | 3b | NONE |
| 4 | Qualifying distributions. Add lines 1a through 3b. Enter here and on Part V, line 8, and Part XIII, line 4. | 4 | 297,500. |
| 5 | Foundations that qualify under section 4940(e) for the reduced rate of tax on net investment income. Enter 1% of Part I, line 27b (see instructions) | 5 | 965. |
| 6 | Adjusted qualifying distributions. Subtract line 5 from line 4. | 6 | 296,535. |

Note. The amount on line 6 will be used in Part V, column (b), in subsequent years when calculating whether the foundation qualifies for the section 4940(e) reduction of tax in those years.

Part XIII Undistributed Income (see instructions)

| | (a) Corpus | (b) Years prior to 2012 | (c) 2012 | (d) 2013 |
|---|---------------|----------------------------|-------------|-------------|
| 1 Distributable amount for 2013 from Part XI, line 7 | | | | 198,170. |
| 2 Undistributed income, if any, as of the end of 2013 | | | | |
| a Enter amount for 2012 only | | | NONE | |
| b Total for prior years 20 <u>11</u> , 20____, 20____ | | NONE | | |
| 3 Excess distributions carryover, if any, to 2013 | | | | |
| a From 2008 | NONE | | | |
| b From 2009 | NONE | | | |
| c From 2010 | NONE | | | |
| d From 2011 | NONE | | | |
| e From 2012 | 53,434. | | | |
| f Total of lines 3a through e | 53,434. | | | |
| 4 Qualifying distributions for 2013 from Part XII, line 4 ▶ \$ <u>297,500.</u> | | | | |
| a Applied to 2012, but not more than line 2a . . . | | | NONE | |
| b Applied to undistributed income of prior years (Election required - see instructions) | | NONE | | |
| c Treated as distributions out of corpus (Election required - see instructions) | NONE | | | |
| d Applied to 2013 distributable amount | | | | 198,170. |
| e Remaining amount distributed out of corpus . . | 99,330. | | | |
| 5 Excess distributions carryover applied to 2013 . (If an amount appears in column (d), the same amount must be shown in column (a)) | NONE | | | NONE |
| 6 Enter the net total of each column as indicated below: | | | | |
| a Corpus Add lines 3f, 4c, and 4e Subtract line 5 | 152,764. | | | |
| b Prior years' undistributed income Subtract line 4b from line 2b | | NONE | | |
| c Enter the amount of prior years' undistributed income for which a notice of deficiency has been issued, or on which the section 4942(a) tax has been previously assessed | | NONE | | |
| d Subtract line 6c from line 6b Taxable amount - see instructions | | NONE | | |
| e Undistributed income for 2012 Subtract line 4a from line 2a. Taxable amount - see instructions | | | NONE | |
| f Undistributed income for 2013 Subtract lines 4d and 5 from line 1. This amount must be distributed in 2014 | | | | NONE |
| 7 Amounts treated as distributions out of corpus to satisfy requirements imposed by section 170(b)(1)(F) or 4942(g)(3) (see instructions) . . . | NONE | | | |
| 8 Excess distributions carryover from 2008 not applied on line 5 or line 7 (see instructions) . . . | NONE | | | |
| 9 Excess distributions carryover to 2014. Subtract lines 7 and 8 from line 6a | 152,764. | | | |
| 10 Analysis of line 9 | | | | |
| a Excess from 2009 . . . | NONE | | | |
| b Excess from 2010 . . . | NONE | | | |
| c Excess from 2011 . . . | NONE | | | |
| d Excess from 2012 . . . | 53,434. | | | |
| e Excess from 2013 . . . | 99,330. | | | |

NOT APPLICABLE

- b** Check box to indicate whether the foundation is a private operating foundation described in section

4942(j)(5)

- (4) Gross investment income .

[illegible]

Part XV Supplementary Information (continued)**3 Grants and Contributions Paid During the Year or Approved for Future Payment**

| Recipient | If recipient is an individual, show any relationship to any foundation manager or substantial contributor | Foundation status of recipient | Purpose of grant or contribution | Amount |
|--------------------------------------|---|--------------------------------|----------------------------------|----------|
| Name and address (home or business) | | | | |
| a Paid during the year | | | | |
| SEE STATEMENT 13 | | | | 297,500. |
| Total | | | 3a | 297,500. |
| b Approved for future payment | | | | |
| Total | | | 3b | |

Enter gross amounts unless otherwise indicated.

(See worksheet in line 13 instructions to verify calculations)

Line No.

NOT APPLICABLE

FORM 990PF, PART I - OTHER INCOME
=====

| DESCRIPTION ----- | REVENUE AND EXPENSES PER BOOKS ----- | NET INVESTMENT INCOME ----- |
|---|--|--------------------------------------|
| DEFERRED REVENUE | 1,735. | -5,410. |
| POWERSHARES DB COMM INDEX TRACKING FUND | | |
| TOTALS | 1,735. | -5,410. |
| | ===== | ===== |

FORM 990PF, PART I - OTHER PROFESSIONAL FEES
=====

| DESCRIPTION ----- | REVENUE AND EXPENSES PER BOOKS ----- | NET INVESTMENT INCOME ----- |
|--------------------------------|--|--------------------------------------|
| INVESTMENT MGMT FEES-SUBJECT T | 25,194. | 25,194. |
| TOTALS | 25,194. | 25,194. |
| | ===== | ===== |

FORM 990PF, PART I - TAXES

=====

| DESCRIPTION ----- | REVENUE AND EXPENSES PER BOOKS ----- | NET INVESTMENT INCOME ----- |
|--------------------------------|--|--------------------------------------|
| FEDERAL TAX PAYMENT - PRIOR YE | 600. | |
| FOREIGN TAXES ON QUALIFIED FOR | 948. | 948. |
| FOREIGN TAXES ON NONQUALIFIED | 188. | 188. |
| | ----- | ----- |
| TOTALS | 1,736. | 1,136. |
| | ===== | ===== |

FORM 990PF, PART III - OTHER INCREASES IN NET WORTH OR FUND BALANCES

=====

| DESCRIPTION ----- | AMOUNT ----- |
|---|-----------------|
| RECOVERY OF PRIOR YEAR CHARITABLE DISTRIBUTIONS | 5,000. |
| PRIOR PERIOD ADJUSTMENT | 3,308. |
| | ----- |
| TOTAL | 8,308. |
| | ===== |

FORM 990PF, PART VIII - LIST OF OFFICERS, DIRECTORS, AND TRUSTEES

=====

OFFICER NAME:

WILLIAM LEE ULM, SR.

ADDRESS:

1240 RAMSER DRIVE

BOGART, GA 30622

TITLE:

PRESIDENT

AVERAGE HOURS PER WEEK DEVOTED TO POSITION: 5

OFFICER NAME:

MARCIA L. ULM

ADDRESS:

1240 RAMSER DRIVE

BOGART, GU 30622

TITLE:

TREASURER/SECRETARY

AVERAGE HOURS PER WEEK DEVOTED TO POSITION: 2

OFFICER NAME:

WILLIAM L. ULM, JR.

ADDRESS:

1240 RAMSER DRIVE

BOGART, GA 30622

TITLE:

DIRECTOR

AVERAGE HOURS PER WEEK DEVOTED TO POSITION: 2

OFFICER NAME:

ELIZABETH A. ULM

ADDRESS:

1240 RAMSER DRIVE

BOGART, GA 30622

TITLE:

DIRECTOR

AVERAGE HOURS PER WEEK DEVOTED TO POSITION: 2

FORM 990PF, PART VIII - LIST OF OFFICERS, DIRECTORS, AND TRUSTEES

=====

OFFICER NAME:

JOSEPH IAN ALEXANDER ULM

ADDRESS:

1240 RAMSER DRIVE

BOGART, GU 30622

TITLE:

DIRECTOR

AVERAGE HOURS PER WEEK DEVOTED TO POSITION: 2

FORM 990PF, PART XV, LINE 3a - CONTRIBUTIONS, GIFTS, GRANTS PAID

=====

RECIPIENT NAME:

MARYLAND PROVINCE JESUITS FUND

ADDRESS:

TOWSON, MD

RELATIONSHIP:

NONE

PURPOSE OF GRANT:

GENERAL

FOUNDATION STATUS OF RECIPIENT:

PUBLIC

AMOUNT OF GRANT PAID 10,000.

RECIPIENT NAME:

UGA CATHOLIC CENTER - 5K HUMAN RACE

ADDRESS:

ATHENS, GA

RELATIONSHIP:

NONE

PURPOSE OF GRANT:

GENERAL

FOUNDATION STATUS OF RECIPIENT:

PUBLIC

AMOUNT OF GRANT PAID 5,000.

RECIPIENT NAME:

MAYO CLINIC

ADDRESS:

ROCHESTER, MN

RELATIONSHIP:

NONE

PURPOSE OF GRANT:

GENERAL

FOUNDATION STATUS OF RECIPIENT:

PUBLIC

AMOUNT OF GRANT PAID 50,000.

=====

RECIPIENT NAME:

MISSIONARY OBLIATE PARTNERSHIP

ADDRESS:

DANIEL ISLAND, SC

RELATIONSHIP:

NONE

PURPOSE OF GRANT:

GENERAL

FOUNDATION STATUS OF RECIPIENT:

PUBLIC

AMOUNT OF GRANT PAID 50,000.

RECIPIENT NAME:

ST JOSEPHS CATHOLIC CHURCH

ADDRESS:

MACON, GA

RELATIONSHIP:

NONE

PURPOSE OF GRANT:

GENERAL

FOUNDATION STATUS OF RECIPIENT:

PUBLIC

AMOUNT OF GRANT PAID 55,000.

RECIPIENT NAME:

FELLOWSHIP OF CHRISTIAN ATHLETES

ADDRESS:

WATKINSVILLE, GA

RELATIONSHIP:

NONE

PURPOSE OF GRANT:

GENERAL

FOUNDATION STATUS OF RECIPIENT:

PUBLIC

AMOUNT OF GRANT PAID 25,000.

FORM 990PF, PART XV, LINE 3a - CONTRIBUTIONS, GIFTS, GRANTS PAID

=====

RECIPIENT NAME:

SMILE TRAIN

ADDRESS:

WASHINGTON, DC

RELATIONSHIP:

NONE

PURPOSE OF GRANT:

GENERAL

FOUNDATION STATUS OF RECIPIENT:

PUBLIC

AMOUNT OF GRANT PAID 10,000.

RECIPIENT NAME:

WOUNDED WARRIORS

ADDRESS:

ATLANTA, GA

RELATIONSHIP:

NONE

PURPOSE OF GRANT:

GENERAL

FOUNDATION STATUS OF RECIPIENT:

PUBLIC

AMOUNT OF GRANT PAID 10,000.

RECIPIENT NAME:

ATHENS AREA COMMUNITY FOUNDATION

ADDRESS:

ATHENS, GA

RELATIONSHIP:

NONE

PURPOSE OF GRANT:

GENERAL

FOUNDATION STATUS OF RECIPIENT:

PUBLIC

AMOUNT OF GRANT PAID 10,000.

=====

RECIPIENT NAME:

CAMP BOGGY CREEK

ADDRESS:

EUSTIS, FL

RELATIONSHIP:

NONE

PURPOSE OF GRANT:

GENERAL

FOUNDATION STATUS OF RECIPIENT:

PUBLIC

AMOUNT OF GRANT PAID 10,000.

RECIPIENT NAME:

FOOD BANK OF NORTHEAST GEORGIA

ADDRESS:

TIGER, GA

RELATIONSHIP:

NONE

PURPOSE OF GRANT:

GENERAL

FOUNDATION STATUS OF RECIPIENT:

PUBLIC

AMOUNT OF GRANT PAID 10,000.

RECIPIENT NAME:

ST. JUDE CHILDREN'S RESEARCH

ADDRESS:

MEMPHIS, TN

RELATIONSHIP:

NONE

PURPOSE OF GRANT:

GENERAL

FOUNDATION STATUS OF RECIPIENT:

PUBLIC

AMOUNT OF GRANT PAID 10,000.

=====

RECIPIENT NAME:

LYNNDALE, INC

ADDRESS:

AUGUSTA, GA

RELATIONSHIP:

NONE

PURPOSE OF GRANT:

GENERAL

FOUNDATION STATUS OF RECIPIENT:

PUBLIC

AMOUNT OF GRANT PAID 5,000.

RECIPIENT NAME:

MERCY HEALTH

ADDRESS:

ATHENS, GA

RELATIONSHIP:

NONE

PURPOSE OF GRANT:

GENERAL

FOUNDATION STATUS OF RECIPIENT:

PUBLIC

AMOUNT OF GRANT PAID 5,000.

RECIPIENT NAME:

HOPE HAVEN

ADDRESS:

ROCK VALLEY, IA

RELATIONSHIP:

NONE

PURPOSE OF GRANT:

GENERAL

FOUNDATION STATUS OF RECIPIENT:

PUBLIC

AMOUNT OF GRANT PAID 5,000.

FORM 990PF, PART XV, LINE 3a - CONTRIBUTIONS, GIFTS, GRANTS PAID

=====

RECIPIENT NAME:

UNITED WAY OF NORTHEAST GEORGIA

ADDRESS:

ATHENS, GA

RELATIONSHIP:

NONE

PURPOSE OF GRANT:

GENERAL

FOUNDATION STATUS OF RECIPIENT:

PUBLIC

AMOUNT OF GRANT PAID 5,000.

RECIPIENT NAME:

YWCO

ADDRESS:

ATHENS, GA

RELATIONSHIP:

NONE

PURPOSE OF GRANT:

GENERAL

FOUNDATION STATUS OF RECIPIENT:

PUBLIC

AMOUNT OF GRANT PAID 5,000.

RECIPIENT NAME:

PROJECT SAFE

ADDRESS:

ATHENS, GA

RELATIONSHIP:

NONE

PURPOSE OF GRANT:

GENERAL

FOUNDATION STATUS OF RECIPIENT:

PUBLIC

AMOUNT OF GRANT PAID 5,000.

=====

RECIPIENT NAME:

ATHENS CANINE RESCUE

ADDRESS:

ATHENS, GA

RELATIONSHIP:

NONE

PURPOSE OF GRANT:

GENERAL

FOUNDATION STATUS OF RECIPIENT:

PUBLIC

AMOUNT OF GRANT PAID 2,500.

RECIPIENT NAME:

ORTHOPAEDIC FOUNDATION

ADDRESS:

COS COB, CT

RELATIONSHIP:

NONE

PURPOSE OF GRANT:

GENERAL

FOUNDATION STATUS OF RECIPIENT:

PUBLIC

AMOUNT OF GRANT PAID 10,000.

TOTAL GRANTS PAID:

297,500.

=====

**SCHEDULE D
(Form 1041)**Department of the Treasury
Internal Revenue Service**Capital Gains and Losses**

▶ Attach to Form 1041, Form 5227, or Form 990-T.

▶ Use Form 8949 to list your transactions for lines 1b, 2, 3, 8b, 9 and 10

▶ Information about Schedule D and its separate instructions is at www.irs.gov/form1041

OMB No 1545-0092

2013

Name of estate or trust

ULM FAMILY FOUNDATION P19308009

Employer identification number

20-5745473

Note: Form 5227 filers need to complete **only** Parts I and II.**Part I Short-Term Capital Gains and Losses - Assets Held One Year or Less**

See instructions for how to figure the amounts to enter on the lines below.

This form may be easier to complete if you round off cents to whole dollars

| | (d) Proceeds (sales price) | (e) Cost (or other basis) | (g) Adjustments to gain or loss from Form(s) 8949, Part I, line 2, column (g) | (h) Gain or (loss) Subtract column (e) from column (d) and combine the result with column (g) |
|--|----------------------------------|---------------------------------|---|---|
| 1a Totals for all short-term transactions reported on Form 1099-B for which basis was reported to the IRS and for which you have no adjustments (see instructions). However, if you choose to report all these transactions on Form 8949, leave this line blank and go to line 1b | | | | |
| 1b Totals for all transactions reported on Form(s) 8949 with Box A checked | | | | |
| 2 Totals for all transactions reported on Form(s) 8949 with Box B checked | | | | |
| 3 Totals for all transactions reported on Form(s) 8949 with Box C checked | 284,406. | 278,519. | | 5,887. |
| 4 Short-term capital gain or (loss) from Forms 4684, 6252, 6781, and 8824 | | | | 4 |
| 5 Net short-term gain or (loss) from partnerships, S corporations, and other estates or trusts | | | | 5 |
| 6 Short-term capital loss carryover. Enter the amount, if any, from line 9 of the 2012 Capital Loss Carryover Worksheet | | | | 6 () |
| 7 Net short-term capital gain or (loss). Combine lines 1a through 6 in column (h). Enter here and on line 17, column (3) on the back ▶ | | | | 7 5,887. |

Part II Long-Term Capital Gains and Losses - Assets Held More Than One Year

See instructions for how to figure the amounts to enter on the lines below.

This form may be easier to complete if you round off cents to whole dollars.

| | (d) Proceeds (sales price) | (e) Cost (or other basis) | (g) Adjustments to gain or loss from Form(s) 8949, Part II, line 2, column (g) | (h) Gain or (loss) Subtract column (e) from column (d) and combine the result with column (g) |
|---|----------------------------------|---------------------------------|--|---|
| 8a Totals for all long-term transactions reported on Form 1099-B for which basis was reported to the IRS and for which you have no adjustments (see instructions). However, if you choose to report all these transactions on Form 8949, leave this line blank and go to line 8b | | | | |
| 8b Totals for all transactions reported on Form(s) 8949 with Box D checked | | | | |
| 9 Totals for all transactions reported on Form(s) 8949 with Box E checked | | | | |
| 10 Totals for all transactions reported on Form(s) 8949 with Box F checked | 919,208. | 895,460. | | 23,748. |
| 11 Long-term capital gain or (loss) from Forms 2439, 4684, 6252, 6781, and 8824 | | | | 11 |
| 12 Net long-term gain or (loss) from partnerships, S corporations, and other estates or trusts. | | | | 12 |
| 13 Capital gain distributions. | | | | 13 23,610. |
| 14 Gain from Form 4797, Part I. | | | | 14 |
| 15 Long-term capital loss carryover. Enter the amount, if any, from line 14 of the 2012 Capital Loss Carryover Worksheet | | | | 15 () |
| 16 Net long-term capital gain or (loss). Combine lines 8a through 15 in column (h). Enter here and on line 18a, column (3) on the back ▶ | | | | 16 47,358. |

For Paperwork Reduction Act Notice, see the Instructions for Form 1041.

Schedule D (Form 1041) 2013

JSA
3F1210 1 000

DOF689 501G 04/23/2014 11:46:01

P19308009

32 -

Part III Summary of Parts I and II**Caution:** Read the instructions *before* completing this part.

| | (1) Beneficiaries' (see instr.) | (2) Estate's or trust's | (3) Total |
|---|------------------------------------|----------------------------|-----------|
| 17 Net short-term gain or (loss) | 17 | | 5,887. |
| 18 Net long-term gain or (loss): | | | |
| a Total for year | 18a | | 47,358. |
| b Unrecaptured section 1250 gain (see line 18 of the wrksht.) | 18b | | |
| c 28% rate gain | 18c | | 20. |
| 19 Total net gain or (loss). Combine lines 17 and 18a. ▶ | 19 | | 53,245. |

Note: If line 19, column (3), is a net gain, enter the gain on Form 1041, line 4 (or Form 990-T, Part I, line 4a). If lines 18a and 19, column (2), are net gains, go to Part V, and do not complete Part IV. If line 19, column (3), is a net loss, complete Part IV and the **Capital Loss Carryover Worksheet**, as necessary.

Part IV Capital Loss Limitation

| | | |
|---|-----------|-----|
| 20 Enter here and enter as a (loss) on Form 1041, line 4 (or Form 990-T, Part I, line 4c, if a trust), the smaller of: | 20 | () |
| a The loss on line 19, column (3) or b \$3,000 | | |

Note: If the loss on line 19, column (3), is more than \$3,000, or if Form 1041, page 1, line 22 (or Form 990-T, line 34), is a loss, complete the **Capital Loss Carryover Worksheet** in the instructions to figure your capital loss carryover.

Part V Tax Computation Using Maximum Capital Gains Rates

Form 1041 filers. Complete this part **only** if both lines 18a and 19 in column (2) are gains, or an amount is entered in Part I or Part II and there is an entry on Form 1041, line 2b(2), and Form 1041, line 22, is more than zero.

Caution: Skip this part and complete the **Schedule D Tax Worksheet** in the instructions if:

- Either line 18b, col. (2) or line 18c, col. (2) is more than zero, or
- Both Form 1041, line 2b(1), and Form 4952, line 4g are more than zero.

Form 990-T trusts. Complete this part **only** if both lines 18a and 19 are gains, or qualified dividends are included in income in Part I of Form 990-T, and Form 990-T, line 34, is more than zero. Skip this part and complete the **Schedule D Tax Worksheet** in the instructions if either line 18b, col. (2) or line 18c, col. (2) is more than zero.

| | | | |
|--|-----------|--|--|
| 21 Enter taxable income from Form 1041, line 22 (or Form 990-T, line 34). . . | 21 | | |
| 22 Enter the smaller of line 18a or 19 in column (2) but not less than zero. | 22 | | |
| 23 Enter the estate's or trust's qualified dividends from Form 1041, line 2b(2) (or enter the qualified dividends included in income in Part I of Form 990-T) . . | 23 | | |
| 24 Add lines 22 and 23 | 24 | | |
| 25 If the estate or trust is filing Form 4952, enter the amount from line 4g; otherwise, enter -0- . . . ▶ | 25 | | |
| 26 Subtract line 25 from line 24. If zero or less, enter -0- | 26 | | |
| 27 Subtract line 26 from line 21. If zero or less, enter -0- | 27 | | |
| 28 Enter the smaller of the amount on line 21 or \$2,450 | 28 | | |
| 29 Enter the smaller of the amount on line 27 or line 28 | 29 | | |
| 30 Subtract line 29 from line 28. If zero or less, enter -0-. This amount is taxed at 0% ▶ | 30 | | |
| 31 Enter the smaller of line 21 or line 26 | 31 | | |
| 32 Subtract line 30 from line 26 | 32 | | |
| 33 Enter the smaller of line 21 or \$11,950 | 33 | | |
| 34 Add lines 27 and 30 | 34 | | |
| 35 Subtract line 34 from line 33. If zero or less, enter -0- | 35 | | |
| 36 Enter the smaller of line 32 or line 35 | 36 | | |
| 37 Multiply line 36 by 15%. ▶ | 37 | | |
| 38 Enter the amount from line 31 | 38 | | |
| 39 Add lines 30 and 36 | 39 | | |
| 40 Subtract line 39 from line 38. If zero or less, enter -0- | 40 | | |
| 41 Multiply line 40 by 20% ▶ | 41 | | |
| 42 Figure the tax on the amount on line 27. Use the 2013 Tax Rate Schedule for Estates and Trusts (see the Schedule G instructions in the instructions for Form 1041) | 42 | | |
| 43 Add lines 37, 41, and 42 | 43 | | |
| 44 Figure the tax on the amount on line 21. Use the 2013 Tax Rate Schedule for Estates and Trusts (see the Schedule G instructions in the instructions for Form 1041) | 44 | | |
| 45 Tax on all taxable income. Enter the smaller of line 43 or line 44 here and on Form 1041, Schedule G, line 1a (or Form 990-T, line 36) ▶ | 45 | | |

Schedule D (Form 1041) 2013

Sales and Other Dispositions of Capital Assets

OMB No 1545-0074

Department of the Treasury
Internal Revenue Service► Information about Form 8949 and its separate instructions is at www.irs.gov/form8949**2013**Attachment
Sequence No **12A**

► File with your Schedule D to list your transactions for lines 1b, 2, 3, 8b, 9, and 10 of Schedule D.

Name(s) shown on return

Social security number or taxpayer identification number

ULM FAMILY FOUNDATION P19308009

20-5745473

Most brokers issue their own substitute statement instead of using Form 1099-B. They also may provide basis information (usually your cost) to you on the statement even if it is not reported to the IRS. Before you check Box A, B, or C below, determine whether you received any statement(s) and, if so, the transactions for which basis was reported to the IRS. Brokers are required to report basis to the IRS for most stock you bought in 2011 or later.

Part I Short-Term. Transactions involving capital assets you held one year or less are short-term. For long-term transactions, see page 2.

Note. You may aggregate all short-term transactions reported on Form(s) 1099-B showing basis was reported to the IRS and for which no adjustments or codes are required. Enter the total directly on Schedule D, line 1a; you are not required to report these transactions on Form 8949 (see instructions).

You must check Box A, B, or C below. Check only one box. If more than one box applies for your short-term transactions, complete a separate Form 8949, page 1, for each applicable box. If you have more short-term transactions than will fit on this page for one or more of the boxes, complete as many forms with the same box checked as you need.

- ☐ (A) Short-term transactions reported on Form(s) 1099-B showing basis was reported to the IRS (see Note above)
- ☐ (B) Short-term transactions reported on Form(s) 1099-B showing basis was not reported to the IRS
- ☒ (C) Short-term transactions not reported to you on Form 1099-B

| 1 | (a) Description of property (Example 100 sh XYZ Co.) | (b) Date acquired (Mo., day, yr.) | (c) Date sold or disposed (Mo., day, yr.) | (d) Proceeds (sales price) (see instructions) | (e) Cost or other basis. See the Note below and see Column (e) in the separate instructions | Adjustment, if any, to gain or loss If you enter an amount in column (g), enter a code in column (f). See the separate instructions | | (h) Gain or (loss). Subtract column (e) from column (d) and combine the result with column (g) |
|--|--|---|--|--|---|--|--------------------------------|---|
| | | | | | | (f) Code(s) from instructions | (g) Amount of adjustment | |
| 608 | SPDR TR UNIT SER 1 | VAR | 02/15/2013 | 92,583.00 | 82,781.00 | | | 9,802.00 |
| 1496. | POWERSHARES DB COMMO TRACKING FUND | 04/25/2013 | 06/06/2013 | 39,208.00 | 38,315.00 | | | 893.00 |
| 958 | VANGUARD EMERGING MAR | 11/19/2012 | 08/13/2013 | 38,330.00 | 39,584.00 | | | -1,254.00 |
| 6457 | 752 JPMORGAN REALTY I | 03/08/2013 | 09/27/2013 | 76,201.00 | 78,720.00 | | | -2,519.00 |
| 3569. | 285 PIMCO COMMODITYPL | 03/08/2013 | 12/10/2013 | 38,084.00 | 39,119.00 | | | -1,035.00 |
| | | | | | | | | |
| | | | | | | | | |
| | | | | | | | | |
| | | | | | | | | |
| | | | | | | | | |
| | | | | | | | | |
| | | | | | | | | |
| | | | | | | | | |
| | | | | | | | | |
| | | | | | | | | |
| | | | | | | | | |
| | | | | | | | | |
| | | | | | | | | |
| 2 Totals. Add the amounts in columns (d), (e), (g), and (h) (subtract negative amounts). Enter each total here and include on your Schedule D, line 1b (if Box A above is checked), line 2 (if Box B above is checked), or line 3 (if Box C above is checked) ► | | | | 284,406. | 278,519. | | | 5,887. |

Note. If you checked Box A above but the basis reported to the IRS was incorrect, enter in column (e) the basis as reported to the IRS, and enter an adjustment in column (g) to correct the basis. See Column (g) in the separate instructions for how to figure the amount of the adjustment.

For Paperwork Reduction Act Notice, see your tax return instructions.

Form **8949** (2013)

Name(s) shown on return (Name and SSN or taxpayer identification no. not required if shown on other side)

Social security number or taxpayer identification number

ULM FAMILY FOUNDATION P19308009

20-5745473

Most brokers issue their own substitute statement instead of using Form 1099-B. They also may provide basis information (usually your cost) to you on the statement even if it is not reported to the IRS. Before you check Box D, E, or F below, determine whether you received any statement(s) and, if so, the transactions for which basis was reported to the IRS. Brokers are required to report basis to the IRS for most stock you bought in 2011 or later.

Part II **Long-Term.** Transactions involving capital assets you held more than one year are long term. For short-term transactions, see page 1.

Note. You may aggregate all long-term transactions reported on Form(s) 1099-B showing basis was reported to the IRS and for which no adjustments or codes are required. Enter the total directly on Schedule D, line 8a; you are not required to report these transactions on Form 8949 (see instructions).

You must check Box D, E, or F below. Check only one box. If more than one box applies for your long-term transactions, complete a separate Form 8949, page 2, for each applicable box. If you have more long-term transactions than will fit on this page for one or more of the boxes, complete as many forms with the same box checked as you need.

☐ **(D)** Long-term transactions reported on Form(s) 1099-B showing basis was reported to the IRS (see **Note** above)

☐ **(E)** Long-term transactions reported on Form(s) 1099-B showing basis was **not** reported to the IRS

☒ **(F)** Long-term transactions not reported to you on Form 1099-B

| 1 | (a) Description of property (Example 100 sh XYZ Co.) | (b) Date acquired (Mo., day, yr.) | (c) Date sold or disposed (Mo., day, yr.) | (d) Proceeds (sales price) (see instructions) | (e) Cost or other basis. See the Note below and see Column (e) in the separate instructions | Adjustment, if any, to gain or loss. If you enter an amount in column (g), enter a code in column (f). See the separate instructions | | (h) Gain or (loss). Subtract column (e) from column (d) and combine the result with column (g) |
|---|--|---|--|--|---|---|--------------------------------|---|
| | | | | | | (f) Code(s) from instructions | (g) Amount of adjustment | |
| 149 | SPDR TR UNIT SER 1 | 06/09/2011 | 02/15/2013 | 22,689.00 | 19,322.00 | | | 3,367.00 |
| 30000 | GS BREN EAFE 02/21 | 02/03/2012 | 02/21/2013 | 33,483.00 | 30,000.00 | | | 3,483.00 |
| 506. | SPDR TR UNIT SER 1 | VAR | 02/22/2013 | 76,481.00 | 62,828.00 | | | 13,653.00 |
| 35000. | HSBC BREN SPX 03/06 | 02/17/2012 | 03/06/2013 | 39,305.00 | 35,000.00 | | | 4,305.00 |
| 4782.061 | HIGHBRIDGE DYNAMI COMMODITIES | VAR | 03/08/2013 | 65,658.00 | 85,000.00 | | | -19,342.00 |
| 4719.464 | JPMORGAN US REAL | VAR | 03/08/2013 | 78,815.00 | 75,000.00 | | | 3,815.00 |
| 30000. | HSBC BREN EAFE 03/ | 03/09/2012 | 03/27/2013 | 33,594.00 | 30,000.00 | | | 3,594.00 |
| 2824.114 | JPMORGAN INTERNAT FUND | 02/14/2011 | 04/25/2013 | 38,803.00 | 39,764.00 | | | -961.00 |
| 907. | VANGUARD EMERGING MAR | 03/10/2011 | 04/25/2013 | 39,088.00 | 42,102.00 | | | -3,014.00 |
| 322. | POWERSHARES DB COMMOD TRACKING FUND | 10/28/2010 | 06/06/2013 | 8,439.00 | 8,147.00 | | | 292.00 |
| 40000. | UBS CONT BUFF EQ SP | 06/01/2012 | 06/19/2013 | 46,000.00 | 40,000.00 | | | 6,000.00 |
| 9107 421 | JPMORGAN INTERNAT CURRENCY | 08/12/2010 | 07/24/2013 | 100,819.00 | 98,048.00 | | | 2,771.00 |
| 8654.396 | JPMORGAN HIGH YIE | 08/12/2010 | 07/30/2013 | 70,793.00 | 68,283.00 | | | 2,510.00 |
| 1843. | VANGUARD EMERGING MA | VAR | 08/13/2013 | 73,740.00 | 75,452.00 | | | -1,712.00 |
| 2 Totals. Add the amounts in columns (d), (e), (g), and (h) (subtract negative amounts). Enter each total here and include on your Schedule D, line 8b (if Box D above is checked), line 9 (if Box E above is checked), or line 10 (if Box F above is checked) ▶ | | | | | | | | |

Note. If you checked Box D above but the basis reported to the IRS was incorrect, enter in column (e) the basis as reported to the IRS, and enter an adjustment in column (g) to correct the basis. See Column (g) in the separate instructions for how to figure the amount of the adjustment.

Form **8949** (2013)

Name(s) shown on return (Name and SSN or taxpayer identification no. not required if shown on other side)

Social security number or taxpayer identification number

ULM FAMILY FOUNDATION P19308009

20-5745473

Most brokers issue their own substitute statement instead of using Form 1099-B. They also may provide basis information (usually your cost) to you on the statement even if it is not reported to the IRS. Before you check Box D, E, or F below, determine whether you received any statement(s) and, if so, the transactions for which basis was reported to the IRS. Brokers are required to report basis to the IRS for most stock you bought in 2011 or later.

Part II Long-Term. Transactions involving capital assets you held more than one year are long term. For short-term transactions, see page 1.

Note. You may aggregate all long-term transactions reported on Form(s) 1099-B showing basis was reported to the IRS and for which no adjustments or codes are required. Enter the total directly on Schedule D, line 8a; you are not required to report these transactions on Form 8949 (see instructions).

You must check Box D, E, or F below. Check only one box. If more than one box applies for your long-term transactions, complete a separate Form 8949, page 2, for each applicable box. If you have more long-term transactions than will fit on this page for one or more of the boxes, complete as many forms with the same box checked as you need.

☐ (D) Long-term transactions reported on Form(s) 1099-B showing basis was reported to the IRS (see **Note** above)

☐ (E) Long-term transactions reported on Form(s) 1099-B showing basis was **not** reported to the IRS

☒ (F) Long-term transactions not reported to you on Form 1099-B

| 1 | (a) Description of property (Example 100 sh XYZ Co.) | (b) Date acquired (Mo, day, yr) | (c) Date sold or disposed (Mo, day, yr) | (d) Proceeds (sales price) (see instructions) | (e) Cost or other basis. See the Note below and see Column (e) in the separate instructions | Adjustment, if any, to gain or loss. If you enter an amount in column (g), enter a code in column (f). See the separate instructions. | | (h) Gain or (loss). Subtract column (e) from column (d) and combine the result with column (g) |
|---|--|---------------------------------------|--|--|---|--|--------------------------------|---|
| | | | | | | (f) Code(s) from instructions | (g) Amount of adjustment | |
| | 7421.366 VANGUARD FXD INCM CORP* | 08/12/2010 | 08/14/2013 | 72,507.00 | 76,069.00 | | | -3,562.00 |
| | 1222.874 JPMORGAN INTREPID FUND | 06/09/2011 | 11/07/2013 | 40,294.00 | 29,251.00 | | | 11,043.00 |
| | 3089. POWERSHARES DB COMMO TRACKING FUND | VAR | 12/18/2013 | 78,700.00 | 81,194.00 | | | -2,494.00 |
| | | | | | | | | |
| | | | | | | | | |
| | | | | | | | | |
| | | | | | | | | |
| | | | | | | | | |
| | | | | | | | | |
| | | | | | | | | |
| | | | | | | | | |
| | | | | | | | | |
| | | | | | | | | |
| | | | | | | | | |
| | | | | | | | | |
| | | | | | | | | |
| | | | | | | | | |
| | | | | | | | | |
| 2 Totals. Add the amounts in columns (d), (e), (g), and (h) (subtract negative amounts). Enter each total here and include on your Schedule D, line 8b (if Box D above is checked), line 9 (if Box E above is checked), or line 10 (if Box F above is checked) ▶ | | | | 919,208. | 895,460 | | | 23,748. |

Note. If you checked Box D above but the basis reported to the IRS was incorrect, enter in column (e) the basis as reported to the IRS, and enter an adjustment in column (g) to correct the basis. See Column (g) in the separate instructions for how to figure the amount of the adjustment.



AGENT FOR ULM FAMILY FOUNDATION INC. ACCT. P19308009
For the Period 12/1/13 to 12/31/13

Account Summary

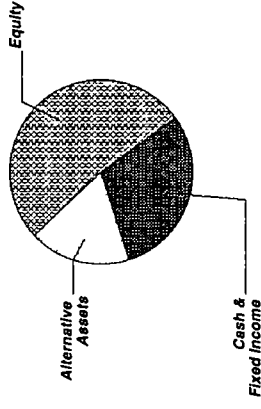
PRINCIPAL

| Asset Allocation | Beginning Market Value | Ending Market Value | Change In Value | Estimated Annual Income | Current Allocation |
|---------------------|------------------------|-----------------------|-----------------------|-------------------------|--------------------|
| Equity | 2,048,533.50 | 2,049,561.92 | 1,028.42 | 25,202.31 | 52% |
| Alternative Assets | 745,578.82 | 694,913.12 | (50,665.70) | 6,466.24 | 18% |
| Cash & Fixed Income | 1,266,405.58 | 1,098,848.20 | (167,557.38) | 31,638.30 | 30% |
| Market Value | \$4,060,517.90 | \$3,843,323.24 | (\$217,194.66) | \$63,306.85 | 100% |

INCOME

| Cash Position | Beginning Market Value | Ending Market Value | Change In Value |
|---------------------|------------------------|---------------------|----------------------|
| Cash Balance | 47,032.47 | 20,728.79 | (26,303.68) |
| Accruals | 993.16 | 1,554.33 | 561.17 |
| Market Value | \$48,025.63 | \$22,283.12 | (\$25,742.51) |

Asset Allocation



INCOME

| | Current Period Value | Year-to-Date Value |
|--|----------------------|--------------------|
| | 47,032.47 | 21,694.41 |
| | (44,576.80) | (68,888.77) |
| | (\$44,576.80) | (\$68,888.77) |
| | 18,273.12 | 67,923.15 |
| | \$20,728.79 | \$20,728.79 |
| | 1,554.33 | 1,554.33 |
| | \$22,283.12 | \$22,283.12 |

PRINCIPAL

| | Current Period Value | Year-to-Date Value |
|--|----------------------|--------------------|
| | 4,060,517.90 | 3,757,806.38 |
| | 11,291.75 | 21,291.75 |
| | (245,785.04) | (270,696.99) |
| | (\$234,493.29) | (\$249,405.24) |
| | 9,753.94 | 9,843.00 |
| | 7,544.69 | 325,079.10 |
| | \$3,843,323.24 | \$3,843,323.24 |
| | -- | -- |
| | -- | -- |

Portfolio Activity

| Beginning Market Value | Ending Market Value |
|------------------------|---------------------|
| 4,060,517.90 | 3,843,323.24 |
| 11,291.75 | 21,291.75 |
| (245,785.04) | (270,696.99) |
| (\$234,493.29) | (\$249,405.24) |
| 9,753.94 | 9,843.00 |
| 7,544.69 | 325,079.10 |
| \$3,843,323.24 | \$3,843,323.24 |
| -- | -- |
| -- | -- |

J.P. Morgan



AGENT FOR ULM FAMILY FOUNDATION INC. ACCT. P19308009
For the Period 12/1/13 to 12/31/13

Account Summary CONTINUED

| Tax Summary | Current Period Value | Year-to-Date Value |
|----------------------------------|-------------------------|-----------------------|
| Domestic Dividends/Distributions | 28,020.13 | 77,694.48 |
| Interest Income | 6.93 | 71.67 |
| Taxable Income | \$28,027.06 | \$77,766.15 |

| | Current Period Value | Year-to-Date Value |
|-------------------------------|-------------------------|-----------------------|
| LT Capital Gain Distributions | 23,061.96 | 23,603.72 |
| ST Realized Gain/Loss | (1,035.09) | 4,884.47 |
| LT Realized Gain/Loss | 1,493.52 | 27,689.28 |
| Realized Gain/Loss | \$23,520.39 | \$56,177.47 |

| | To-Date Value |
|-----------------------------|---------------------|
| Unrealized Gain/Loss | \$407,561.97 |

| Cost Summary | Cost |
|---------------------|-----------------------|
| Equity | 1,638,431.12 |
| Cash & Fixed Income | 1,091,585.30 |
| Total | \$2,730,016.42 |

J.P.Morgan



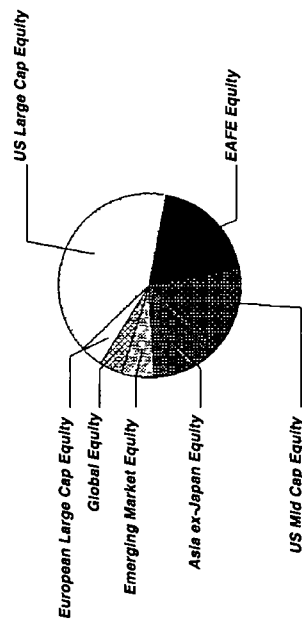
AGENT FOR ULM FAMILY FOUNDATION INC. ACCT. P19308009
For the Period 12/1/13 to 12/31/13

Equity Summary

| Asset Categories | Beginning Market Value | Ending Market Value | Change in Value | Current Allocation |
|---------------------------|------------------------|-----------------------|-------------------|--------------------|
| US Large Cap Equity | 804,699.38 | 814,865.93 | 10,166.55 | 21% |
| US Mid Cap Equity | 307,087.44 | 304,875.75 | (2,211.69) | 8% |
| EAFE Equity | 396,335.18 | 393,906.13 | (2,429.05) | 10% |
| European Large Cap Equity | 81,393.84 | 83,437.20 | 2,043.36 | 2% |
| Asia ex-Japan Equity | 244,706.72 | 238,387.63 | (6,319.09) | 6% |
| Emerging Market Equity | 126,221.67 | 125,503.17 | (718.50) | 3% |
| Global Equity | 88,089.27 | 88,586.11 | 496.84 | 2% |
| Total Value | \$2,048,533.50 | \$2,049,561.92 | \$1,028.42 | 52% |

| Market Value/Cost | Current Period Value |
|-------------------------|----------------------|
| Market Value | 2,049,561.92 |
| Tax Cost | 1,638,431.12 |
| Unrealized Gain/Loss | 411,130.80 |
| Estimated Annual Income | 25,202.31 |
| Accrued Dividends | 463.69 |
| Yield | 1.22% |

Asset Categories



Equity as a percentage of your portfolio - 52 %



AGENT FOR ULM FAMILY FOUNDATION INC. ACCT. P19308009
For the Period 12/1/13 to 12/31/13

Equity Detail

| | Price | Quantity | Value | Adjusted Tax Cost Original Cost | Unrealized Gain/Loss | Est. Annual Inc. Accrued Div. | Yield |
|--|--------|------------|--------------|------------------------------------|-------------------------|----------------------------------|-------|
| US Large Cap Equity | | | | | | | |
| BARC REN SPX 09/04/14 2 XLEV- 7.85%CAP- 15.70% MAXPYMT INITIAL LEVEL-08/16/13 SPX.1655.83 06741T-D4-6 | 109.43 | 60,000.000 | 65,658.00 | 60,000.00 | 5,658.00 | | |
| JPM EQUITY INCOME FD - SEL FUND 3128 4812C0-49-8 HLIE X | 13.05 | 10,775.862 | 140,625.00 | 100,000.00 | 40,625.00 | 2,683.18 463.69 | 1.91% |
| JPM INTREPID AMER FD - SEL FUND 1206 4812A2-10-8 JPIA X | 34.77 | 4,504.287 | 156,614.06 | 103,197.10 | 53,416.96 | 1,468.39 | 0.94% |
| JPM LARGE CAP GROWTH FD - SEL FUND 3118 4812C0-53-0 SEEG X | 31.78 | 3,731.343 | 118,582.08 | 80,000.00 | 38,582.08 | | |
| PRIMECAP ODYSSEY STOCK FUND 74160Q-30-1 POSK X | 21.16 | 10,221.802 | 216,293.33 | 144,204.05 | 72,089.28 | 2,473.67 | 1.14% |
| SPDR S&P 500 ETF TRUST 78462F-10-3 SPY | 184.69 | 634.000 | 117,093.46 | 94,209.09 | 22,884.37 | 2,124.53 | 1.81% |
| Total US Large Cap Equity | | | \$814,865.93 | \$581,610.24 | \$233,255.69 | \$8,749.77 \$463.69 | 1.07% |
| US Mid Cap Equity | | | | | | | |
| ISHARES RUSSELL MIDCAP VALUE INDEX FUND 464287-47-3 IWS | 65.71 | 1,417.000 | 93,111.07 | 59,801.79 | 33,309.28 | 1,591.29 | 1.71% |

J.P.Morgan



AGENT FOR ULM FAMILY FOUNDATION INC. ACCT. P19308009
For the Period 12/1/13 to 12/31/13

| | Price | Quantity | Value | Adjusted Tax Cost Original Cost | Unrealized Gain/Loss | Est Annual Inc Accrued Div | Yield |
|---|--------|-----------|--------------|------------------------------------|-------------------------|-------------------------------|-------|
| US Mid Cap Equity | | | | | | | |
| ISHARES CORE S&P MID-CAP ETF 464287-50-7 IJH | 133.81 | 790 000 | 105,709.90 | 80,845.91 | 24,863.99 | 1,365.12 | 1.29% |
| JPM MKT EXP ENH INDEX FD - SEL FUND 3708 4812C1-63-7 PGMI X | 13.13 | 8,077.287 | 106,054.78 | 80,000.00 | 26,054.78 | 969.27 | 0.91% |
| Total US Mid Cap Equity | | | \$304,875.75 | \$220,647.70 | \$84,228.05 | \$3,925.68 | 1.29% |

EAFE Equity

| | | | | | | | |
|--|--------|------------|--------------|--------------|-------------|------------|-------|
| BARC BREN MXEA 04/16/14 10%BUFFER-1.50 XLEV- 6.60%CAP 9.9%MAXTRN INITIAL LEVEL-03/28/13 MXEA:1674 60 06741T-RT-6 | 108.59 | 33,000 000 | 35,834.70 | 33,000.00 | 2,834.70 | | |
| DODGE & COX INTL STOCK FUND 256206-10-3 DODF X | 43.04 | 4,621.468 | 198,907.98 | 151,368.01 | 47,539.97 | 3,211.92 | 1.61% |
| JPM INTL VALUE FD - INSTL FUND 1375 4812A0-57-3 JNUS X | 15.35 | 2,354.993 | 36,149.14 | 32,829.08 | 3,320.06 | 748.88 | 2.07% |
| OAKMARK INTERNATIONAL FD-I 413838-20-2 OAKI X | 26.32 | 4,673.796 | 123,014.31 | 117,826.40 | 5,187.91 | 2,037.77 | 1.66% |
| Total EAFE Equity | | | \$393,906.13 | \$335,023.49 | \$58,882.64 | \$5,998.57 | 1.52% |



AGENT FOR ULM FAMILY FOUNDATION INC. ACCT. P19308009
For the Period 12/1/13 to 12/31/13

| | Price | Quantity | Value | Adjusted Tax Cost Original Cost | Unrealized Gain/Loss | Est Annual Inc. Accrued Div | Yield |
|--|-------|------------|---------------------|------------------------------------|-------------------------|--------------------------------|--------------|
| European Large Cap Equity | | | | | | | |
| VANGUARD FTSE EUROPE ETF 922042-87-4 VGK | 58.80 | 1,419,000 | 83,437.20 | 73,335.59 | 10,101.61 | 2,311.55 | 2.77% |
| Asia ex-Japan Equity | | | | | | | |
| ABERDEEN ASIA-PAC XJ-INST EQUITY FUND - INSTITUTIONAL SERVICE SHARES 003021-69-8 AAPL X | 11.47 | 14,519,305 | 166,536.43 | 170,000.00 | (3,463.57) | 2,294.05 | 1.38% |
| MATTHEWS PACIFIC TIGER FD-IS 577130-83-4 MIPT X | 24.97 | 2,877,501 | 71,851.20 | 64,830.10 | 7,021.10 | | |
| Total Asia ex-Japan Equity | | | \$238,387.63 | \$234,830.10 | \$3,557.53 | \$2,294.05 | 0.96% |
| Emerging Market Equity | | | | | | | |
| DELAWARE EMERGING MARKETS-I 245914-81-7 DEMI X | 16.27 | 5,181,402 | 84,301.41 | 76,892.00 | 7,409.41 | 797.93 | 0.95% |
| JPM CHINA REGION FD - SEL FUND 3810 4812A3-52-8 JCHS X | 21.24 | 1,939,819 | 41,201.76 | 38,486.00 | 2,715.76 | 205.62 | 0.50% |
| Total Emerging Market Equity | | | \$125,503.17 | \$115,378.00 | \$10,125.17 | \$1,003.55 | 0.80% |

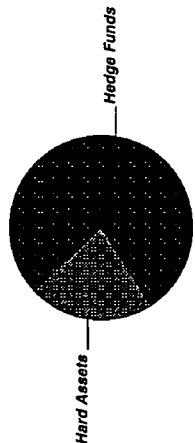


AGENT FOR ULM FAMILY FOUNDATION INC. ACCT. P19308009
For the Period 12/1/13 to 12/31/13

| | | Price | Quantity | Value | Adjusted Tax Cost Original Cost | Unrealized Gain/Loss | Est Annual Inc Accrued Div | Yield |
|--|--|-------|-----------|-----------|------------------------------------|-------------------------|-------------------------------|-------|
| Global Equity | | | | | | | | |
| JPM GLOBAL RES ENH INDEX FD - SEL FUND 3457 46637K-51-3 JEIT X | | 17.83 | 4,968.374 | 88,586.11 | 77,606.00 | 10,980.11 | 919.14 | 1.04% |

Alternative Assets Summary

| Asset Categories | | | | |
|--------------------|------------------------------|---------------------------|----------------------|-----------------------|
| Asset Categories | Beginning Estimated Value | Ending Estimated Value | Change In Value | Current Allocation |
| Hedge Funds | 546,800.00 | 532,535.07 | (14,264.93) | 14% |
| Hard Assets | 198,778.82 | 162,378.05 | (36,400.77) | 4% |
| Total Value | \$745,578.82 | \$694,913.12 | (\$50,665.70) | 18% |



Alternative Assets as a percentage of your portfolio - 18 %

Alternative Assets Detail

| | Price | Quantity | Estimated Value | Cost |
|--|-------|------------|--------------------|------------|
| Hedge Funds | | | | |
| EATON VANCE GLOBAL MACRO-I 277923-72-8 EIGM X | 9.42 | 9,025.766 | 85,022.72 | 90,803.04 |
| GATEWAY FUND-Y 367829-88-4 GTEY X | 28.99 | 5,594.327 | 162,179.54 | 153,641.70 |
| INV BALANCED-RISK ALLOC-Y 00141V-69-7 ABRY X | 11.89 | 15,085.294 | 179,364.15 | 190,703.26 |



AGENT FOR ULM FAMILY FOUNDATION INC. ACCT. P19308009
For the Period 12/1/13 to 12/31/13

| | Price | Quantity | Estimated Value | Cost |
|--|-------|-----------|---------------------|---------------------|
| Hedge Funds | | | | |
| THE ARBITRAGE FUND-I 03875R-20-5 ARBN X | 12.86 | 8,240.176 | 105,968.66 | 107,382.53 |
| Total Hedge Funds | | | \$532,535.07 | \$542,530.53 |

| | Price | Quantity | Estimated Value | Cost | Est. Annual Income Accrued Income |
|---|--------|------------|---------------------|---------------------|--------------------------------------|
| Hard Assets | | | | | |
| PIMCO COMMODITYPL STRAT-P 72201P-16-7 PCLP X | 10.67 | 13,305.909 | 141,974.05 | 143,214.32 | 452.40 |
| SG CONT BUFF EQ BRENT 08/12/14 LNKD TO CO1 80% BARRIER- 4 6%CPN 15 00%CAP INITIAL LEVEL-08/01/13 CO1.109.43 78423E-HT-4 | 102.02 | 20,000.000 | 20,404.00 | 20,000.00 | |
| Total Hard Assets | | | \$162,378.05 | \$163,214.32 | \$452.40 |

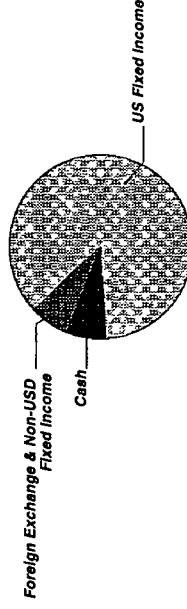


AGENT FOR ULM FAMILY FOUNDATION INC. ACCT. P19308009
For the Period 12/1/13 to 12/31/13

Cash & Fixed Income Summary

| Asset Categories | Beginning Market Value | Ending Market Value | Change In Value | Current Allocation |
|---|------------------------|-----------------------|-----------------------|--------------------|
| Cash | 231,208.25 | 68,009.31 | (163,198.94) | 2% |
| US Fixed Income | 966,092.31 | 962,130.17 | (3,962.14) | 26% |
| Foreign Exchange & Non-USD Fixed Income | 69,105.02 | 68,708.72 | (396.30) | 2% |
| Total Value | \$1,266,405.58 | \$1,098,848.20 | (\$167,557.38) | 30% |

| Market Value/Cost | Current Period Value |
|-------------------------|----------------------|
| Market Value | 1,098,848.20 |
| Tax Cost | 1,091,585.30 |
| Unrealized Gain/Loss | 7,262.90 |
| Estimated Annual Income | 31,638.30 |
| Accrued Interest | 1,090.64 |
| Yield | 2.87% |



Cash & Fixed Income as a percentage of your portfolio - 30 %

SUMMARY BY MATURITY

| Cash & Fixed Income | Market Value | % of Bond Portfolio |
|-------------------------|--------------|---------------------|
| 0-6 months ¹ | 1,098,848.20 | 100% |

¹ The years indicate the number of years until the bond is scheduled to mature based on the statement end date. Some bonds may be called, or paid in full, before their stated maturity.

SUMMARY BY TYPE

| Cash & Fixed Income | Market Value | % of Bond Portfolio |
|---------------------|-----------------------|---------------------|
| Cash | 68,009.31 | 6% |
| International Bonds | 68,708.72 | 6% |
| Mutual Funds | 962,130.17 | 88% |
| Total Value | \$1,098,848.20 | 100% |

J.P.Morgan



AGENT FOR ULM FAMILY FOUNDATION INC. ACCT. P19308009
For the Period 12/1/13 to 12/31/13

Note: ¹ This is the Annual Percentage Yield (APY) which is the rate earned if balances remain on deposit for a full year with compounding, there is no change in the interest rate and all interest is left in the account

Cash & Fixed Income Detail

| | Price | Quantity | Value | Adjusted Tax Cost Original Cost | Unrealized Gain/Loss | Est. Annual Income Accrued Interest | Yield |
|--|-------|-----------|------------|------------------------------------|-------------------------|--|--------------------|
| Cash | | | | | | | |
| US DOLLAR PRINCIPAL | 1.00 | 68,009.31 | 68,009.31 | 68,009.31 | | 20.40 3 16 | 0.03% ¹ |
| US Fixed Income | | | | | | | |
| DODGE & COX INCOME FUND 256210-10-5 | 13.53 | 2,912.66 | 39,408.24 | 39,320.85 | 87.39 | 1,208.75 | 3.07% |
| EATON VANCE FLOATING RATE-I 277911-49-1 | 9.19 | 24,082.57 | 221,318.81 | 209,687.24 | 11,631.57 | 8,645.64 | 3.91% |
| JPM STRAT INCOME OPPORT FD - SEL FUND 3844 4812A4-35-1 | 11.89 | 4,625.42 | 54,996.20 | 53,886.10 | 1,110.10 | 1,429.25 124.89 | 2.60% |
| JPM HIGH YIELD FD - SEL FUND 3580 4812C0-80-3 | 7.98 | 10,867.96 | 86,726.30 | 85,748.19 | 978.11 | 5,455.71 521.66 | 6.29% |
| JPM SHORT DURATION BOND FD - SEL FUND 3133 4812C1-33-0 | 10.89 | 26,290.97 | 286,308.67 | 289,395.28 | (3,086.61) | 2,734.26 368.07 | 0.96% |
| JPM INFLATION MGD BOND FD - SEL FUND 2037 48121A-56-3 | 10.38 | 7,285.85 | 75,627.09 | 78,250.00 | (2,622.91) | 830.58 72.86 | 1.10% |

J.P.Morgan



AGENT FOR ULM FAMILY FOUNDATION INC. ACCT. P19308009
For the Period 12/1/13 to 12/31/13

| | Price | Quantity | Value | Adjusted Tax Cost | | Unrealized Gain/Loss | Est. Annual Income | | Yield |
|---|-------|-----------|------------|-------------------|--------------|-------------------------|---------------------------|--|-------|
| | | | | Original Cost | | | Accrued Interest | | |
| US Fixed Income | | | | | | | | | |
| RIDGEWORTH SEIX FLOATING-I 76628T-67-8 | 9.06 | 21,826.14 | 197,744.86 | 192,288.33 | | 5,456.53 | 8,272.10 | | 4.18% |
| Total US Fixed Income | | | | \$962,130.17 | \$948,575.99 | \$13,554.18 | \$28,576.29 \$1,087.48 | | 2.97% |
| Foreign Exchange & Non-USD Fixed Income | | | | | | | | | |
| DREYFUS EMG MKT DEBT LOC C-I 261980-49-4 | 13.87 | 4,953.77 | 68,708.72 | 75,000.00 | | (6,291.28) | 3,041.61 | | 4.43% |