



See a Social Security Number? Say Something!  
Report Privacy Problems to <https://public.resource.org/privacy>  
Or call the IRS Identity Theft Hotline at 1-800-908-4490





Part IIIStatement of Program Service Accomplishments

Check if Schedule O contains a response or note to any line in this Part III

1

Briefly describe the organization’s mission

WORKING TOGETHER, WE HELP INDIVIDUALS WITH AUTISM SPECTRUM DISORDERS AND OTHER LEARNING DISABILITIES GAIN SKILLS THAT LEAD TO INTERDEPENDENT AND FULFILLING LIVES BY DEVELOPING BEST METHODS AND PRACTICES, FOR THE BENEFIT OF ""THE ONE""

2

Did the organization undertake any significant program services during the year which were not listed on the prior Form 990 or 990-EZ?

Yes

No

If “Yes,” describe these new services on Schedule O

3

Did the organization cease conducting, or make significant changes in how it conducts, any program services?

Yes

No

If “Yes,” describe these changes on Schedule O

4

Describe the organization’s program service accomplishments for each of its three largest program services, as measured by expenses Section 501(c)(3) and 501(c)(4) organizations are required to report the amount of grants and allocations to others, the total expenses, and revenue, if any, for each program service reported

4a

(Code ) (Expenses \$ 774,618 including grants of \$ ) (Revenue \$ 120,190 )

The employment department consists of 1 manager, 1 employment specialist, 5 employment case managers, and 5 job coaches Seven staff members completed the Supported Employment job coaching training program offered by Utah State University The employment department provided supervision for students at 13 workstations on campus Seventeen students were placed into off-campus employment settings and thirteen of those students maintained their placements for 3 months or more Thirty-six students participated in career counseling Partnerships were developed with 8 new employers bringing total partnerships to 20 Twenty-eight internships were set up with 16 different employers and students worked over 8500 hours at those internships The employment department generated \$120,790 in revenue through assembly work and services provided to clients of the Utah Division of Rehabilitation Services

4b

(Code ) (Expenses \$ 1,064,579 including grants of \$ ) (Revenue \$ )

Clinical Services provides individual and group psychotherapy services, psychological testing and recreational therapy for Scenicview Academy students Clinical staff include 6 licensed psychotherapists and 2 licensed recreation therapists In 2013, clinical staff developed curriculum, media, and exercises for the social skills class and lab and participated with a local university project to research effective approaches for teaching social skills Recreation therapists developed and implemented an equine therapy class Recreation therapists also provided Scenicview Academy students with service opportunities for community organizations such as United Way Clinical staff provided presentations for numerous local, state, and national organizations and conferences

4c

(Code ) (Expenses \$ 1,068,787 including grants of \$ ) (Revenue \$ )

The case management program currently has 7 licensed case managers that provided over 10,000 hours of direct service to Scenicview students and over 300 hours of involvement in collaboration meetings Two case managers were presenters at different conferences at Utah Valley University in Orem, Utah an Autism conference and a Dyslexia conference Case Management’s health and fitness coordinator recertified as a personal trainer this year Case Management also employed 8 student drivers who provided transportation for staff and students for over 1800 hours

(Code ) (Expenses \$ 631,312 including grants of \$ ) (Revenue \$ 746,821 )

Education Services

(Code ) (Expenses \$ 524,962 including grants of \$ ) (Revenue \$ 445,657 )

Other Program Services

4d

Other program services (Describe in Schedule O )

(Expenses \$ 1,156,274 including grants of \$ ) (Revenue \$ 1,192,478 )




















4e

Total program service expenses

4,064,258

Part IV

Checklist of Required Schedules

	Yes	No
1 Is the organization described in section 501(c)(3) or 4947(a)(1) (other than a private foundation)? If "Yes," complete Schedule A 	1 Yes	
2 Is the organization required to complete Schedule B, Schedule of Contributors (see instructions)? 	2 Yes	
3 Did the organization engage in direct or indirect political campaign activities on behalf of or in opposition to candidates for public office? If "Yes," complete Schedule C, Part I	3	No
4 <b>Section 501(c)(3) organizations.</b> Did the organization engage in lobbying activities, or have a section 501(h) election in effect during the tax year? If "Yes," complete Schedule C, Part II	4	No
5 Is the organization a section 501(c)(4), 501(c)(5), or 501(c)(6) organization that receives membership dues, assessments, or similar amounts as defined in Revenue Procedure 98-19? If "Yes," complete Schedule C, Part III	5	No
6 Did the organization maintain any donor advised funds or any similar funds or accounts for which donors have the right to provide advice on the distribution or investment of amounts in such funds or accounts? If "Yes," complete Schedule D, Part I 	6	No
7 Did the organization receive or hold a conservation easement, including easements to preserve open space, the environment, historic land areas, or historic structures? If "Yes," complete Schedule D, Part II 	7	No
8 Did the organization maintain collections of works of art, historical treasures, or other similar assets? If "Yes," complete Schedule D, Part III 	8	No
9 Did the organization report an amount in Part X, line 21 for escrow or custodial account liability, serve as a custodian for amounts not listed in Part X, or provide credit counseling, debt management, credit repair, or debt negotiation services? If "Yes," complete Schedule D, Part IV 	9	No
10 Did the organization, directly or through a related organization, hold assets in temporarily restricted endowments, permanent endowments, or quasi-endowments? If "Yes," complete Schedule D, Part V 	10	No
11 If the organization's answer to any of the following questions is "Yes," then complete Schedule D, Parts VI, VII, VIII, IX, or X as applicable		
a Did the organization report an amount for land, buildings, and equipment in Part X, line 10? If "Yes," complete Schedule D, Part VI 	11a Yes	
b Did the organization report an amount for investments—other securities in Part X, line 12 that is 5% or more of its total assets reported in Part X, line 16? If "Yes," complete Schedule D, Part VII 	11b	No
c Did the organization report an amount for investments—program related in Part X, line 13 that is 5% or more of its total assets reported in Part X, line 16? If "Yes," complete Schedule D, Part VIII 	11c	No
d Did the organization report an amount for other assets in Part X, line 15 that is 5% or more of its total assets reported in Part X, line 16? If "Yes," complete Schedule D, Part IX 	11d	No
e Did the organization report an amount for other liabilities in Part X, line 25? If "Yes," complete Schedule D, Part X 	11e Yes	
f Did the organization's separate or consolidated financial statements for the tax year include a footnote that addresses the organization's liability for uncertain tax positions under FIN 48 (ASC 740)? If "Yes," complete Schedule D, Part X 	11f	No
12a Did the organization obtain separate, independent audited financial statements for the tax year? If "Yes," complete Schedule D, Parts XI and XII 	12a Yes	
b Was the organization included in consolidated, independent audited financial statements for the tax year? If "Yes," and if the organization answered "No" to line 12a, then completing Schedule D, Parts XI and XII is optional 	12b	No
13 Is the organization a school described in section 170(b)(1)(A)(ii)? If "Yes," complete Schedule E 	13 Yes	
14a Did the organization maintain an office, employees, or agents outside of the United States?	14a	No
b Did the organization have aggregate revenues or expenses of more than \$10,000 from grantmaking, fundraising, business, investment, and program service activities outside the United States, or aggregate foreign investments valued at \$100,000 or more? If "Yes," complete Schedule F, Parts I and IV	14b	No
15 Did the organization report on Part IX, column (A), line 3, more than \$5,000 of grants or other assistance to or for any foreign organization? If "Yes," complete Schedule F, Parts II and IV	15	No
16 Did the organization report on Part IX, column (A), line 3, more than \$5,000 of aggregate grants or other assistance to or for foreign individuals? If "Yes," complete Schedule F, Parts III and IV	16	No
17 Did the organization report a total of more than \$15,000 of expenses for professional fundraising services on Part IX, column (A), lines 6 and 11e? If "Yes," complete Schedule G, Part I (see instructions) 	17	No
18 Did the organization report more than \$15,000 total of fundraising event gross income and contributions on Part VIII, lines 1c and 8a? If "Yes," complete Schedule G, Part II 	18 Yes	
19 Did the organization report more than \$15,000 of gross income from gaming activities on Part VIII, line 9a? If "Yes," complete Schedule G, Part III 	19	No
20a Did the organization operate one or more hospital facilities? If "Yes," complete Schedule H	20a	No
b If "Yes" to line 20a, did the organization attach a copy of its audited financial statements to this return?	20b	

Part IV

Checklist of Required Schedules (continued)

21	Did the organization report more than \$5,000 of grants or other assistance to any domestic organization or government on Part IX, column (A), line 1? <i>If "Yes," complete Schedule I, Parts I and II . . . .</i>	21		No
22	Did the organization report more than \$5,000 of grants or other assistance to individuals in the United States on Part IX, column (A), line 2? <i>If "Yes," complete Schedule I, Parts I and III . . . . .</i>	22		No
23	Did the organization answer "Yes" to Part VII, Section A, line 3, 4, or 5 about compensation of the organization's current and former officers, directors, trustees, key employees, and highest compensated employees? <i>If "Yes," complete Schedule J . . . . .</i>	23		No
24a	Did the organization have a tax-exempt bond issue with an outstanding principal amount of more than \$100,000 as of the last day of the year, that was issued after December 31, 2002? <i>If "Yes," answer lines 24b through 24d and complete Schedule K. If "No," go to line 25a . . . . .</i>	24a		No
b	Did the organization invest any proceeds of tax-exempt bonds beyond a temporary period exception? . . . .	24b		
c	Did the organization maintain an escrow account other than a refunding escrow at any time during the year to defease any tax-exempt bonds? . . . . .	24c		
d	Did the organization act as an "on behalf of" issuer for bonds outstanding at any time during the year? . . . .	24d		
25a	<b>Section 501(c)(3) and 501(c)(4) organizations.</b> Did the organization engage in an excess benefit transaction with a disqualified person during the year? <i>If "Yes," complete Schedule L, Part I . . . . .</i>	25a		No
b	Is the organization aware that it engaged in an excess benefit transaction with a disqualified person in a prior year, and that the transaction has not been reported on any of the organization's prior Forms 990 or 990-EZ? <i>If "Yes," complete Schedule L, Part I . . . . .</i>	25b		No
26	Did the organization report any amount on Part X, line 5, 6, or 22 for receivables from or payables to any current or former officers, directors, trustees, key employees, highest compensated employees, or disqualified persons? <i>If so, complete Schedule L, Part II . . . . .</i>	26		No
27	Did the organization provide a grant or other assistance to an officer, director, trustee, key employee, substantial contributor or employee thereof, a grant selection committee member, or to a 35% controlled entity or family member of any of these persons? <i>If "Yes," complete Schedule L, Part III . . . . .</i>	27		No
28	Was the organization a party to a business transaction with one of the following parties (see Schedule L, Part IV instructions for applicable filing thresholds, conditions, and exceptions)			
a	A current or former officer, director, trustee, or key employee? <i>If "Yes," complete Schedule L, Part IV . . . . .</i>	28a		No
b	A family member of a current or former officer, director, trustee, or key employee? <i>If "Yes," complete Schedule L, Part IV . . . . .</i>	28b		No
c	An entity of which a current or former officer, director, trustee, or key employee (or a family member thereof) was an officer, director, trustee, or direct or indirect owner? <i>If "Yes," complete Schedule L, Part IV . . . .</i>	28c		No
29	Did the organization receive more than \$25,000 in non-cash contributions? <i>If "Yes," complete Schedule M . . . .</i>	29		No
30	Did the organization receive contributions of art, historical treasures, or other similar assets, or qualified conservation contributions? <i>If "Yes," complete Schedule M . . . . .</i>	30		No
31	Did the organization liquidate, terminate, or dissolve and cease operations? <i>If "Yes," complete Schedule N, Part I . . . . .</i>	31		No
32	Did the organization sell, exchange, dispose of, or transfer more than 25% of its net assets? <i>If "Yes," complete Schedule N, Part II . . . . .</i>	32		No
33	Did the organization own 100% of an entity disregarded as separate from the organization under Regulations sections 301.7701-2 and 301.7701-3? <i>If "Yes," complete Schedule R, Part I . . . . .</i>	33		No
34	Was the organization related to any tax-exempt or taxable entity? <i>If "Yes," complete Schedule R, Part II, III, or IV, and Part V, line 1 . . . . .</i>	34		No
35a	Did the organization have a controlled entity within the meaning of section 512(b)(13)?	35a		No
b	If 'Yes' to line 35a, did the organization receive any payment from or engage in any transaction with a controlled entity within the meaning of section 512(b)(13)? <i>If "Yes," complete Schedule R, Part V, line 2 . . . .</i>	35b		
36	<b>Section 501(c)(3) organizations.</b> Did the organization make any transfers to an exempt non-charitable related organization? <i>If "Yes," complete Schedule R, Part V, line 2 . . . . .</i>	36		No
37	Did the organization conduct more than 5% of its activities through an entity that is not a related organization and that is treated as a partnership for federal income tax purposes? <i>If "Yes," complete Schedule R, Part VI</i>	37		No
38	Did the organization complete Schedule O and provide explanations in Schedule O for Part VI, lines 11b and 19? <b>Note.</b> All Form 990 filers are required to complete Schedule O . . . . .	38	Yes	

Part V

Statements Regarding Other IRS Filings and Tax Compliance

Check if Schedule O contains a response or note to any line in this Part V

☐

			Yes	No
1a Enter the number reported in Box 3 of Form 1096 Enter -0- if not applicable			1a	3
b Enter the number of Forms W-2G included in line 1a Enter -0- if not applicable			1b	0
c Did the organization comply with backup withholding rules for reportable payments to vendors and reportable gaming (gambling) winnings to prize winners?			1c	Yes
2a Enter the number of employees reported on Form W-3, Transmittal of Wage and Tax Statements, filed for the calendar year ending with or within the year covered by this return			2a	179
b If at least one is reported on line 2a, did the organization file all required federal employment tax returns? <b>Note.</b> If the sum of lines 1a and 2a is greater than 250, you may be required to e-file (see instructions)			2b	Yes
3a Did the organization have unrelated business gross income of \$1,000 or more during the year?			3a	No
b If "Yes," has it filed a Form 990-T for this year? <i>If "No" to line 3b, provide an explanation in Schedule O</i>			3b	
4a At any time during the calendar year, did the organization have an interest in, or a signature or other authority over, a financial account in a foreign country (such as a bank account, securities account, or other financial account)?			4a	No
b If "Yes," enter the name of the foreign country See instructions for filing requirements for Form TD F 90-22.1, Report of Foreign Bank and Financial Accounts				
5a Was the organization a party to a prohibited tax shelter transaction at any time during the tax year?			5a	No
b Did any taxable party notify the organization that it was or is a party to a prohibited tax shelter transaction?			5b	No
c If "Yes," to line 5a or 5b, did the organization file Form 8886-T?			5c	
6a Does the organization have annual gross receipts that are normally greater than \$100,000, and did the organization solicit any contributions that were not tax deductible as charitable contributions?			6a	No
b If "Yes," did the organization include with every solicitation an express statement that such contributions or gifts were not tax deductible?			6b	
7 Organizations that may receive deductible contributions under section 170(c).				
a Did the organization receive a payment in excess of \$75 made partly as a contribution and partly for goods and services provided to the payor?			7a	No
b If "Yes," did the organization notify the donor of the value of the goods or services provided?			7b	
c Did the organization sell, exchange, or otherwise dispose of tangible personal property for which it was required to file Form 8282?			7c	No
d If "Yes," indicate the number of Forms 8282 filed during the year			7d	
e Did the organization receive any funds, directly or indirectly, to pay premiums on a personal benefit contract?			7e	No
f Did the organization, during the year, pay premiums, directly or indirectly, on a personal benefit contract?			7f	No
g If the organization received a contribution of qualified intellectual property, did the organization file Form 8899 as required?			7g	No
h If the organization received a contribution of cars, boats, airplanes, or other vehicles, did the organization file a Form 1098-C?			7h	No
8 Sponsoring organizations maintaining donor advised funds and section 509(a)(3) supporting organizations. Did the supporting organization, or a donor advised fund maintained by a sponsoring organization, have excess business holdings at any time during the year?			8	No
9 Sponsoring organizations maintaining donor advised funds.				
a Did the organization make any taxable distributions under section 4966?			9a	
b Did the organization make a distribution to a donor, donor advisor, or related person?			9b	
10 Section 501(c)(7) organizations. Enter				
a Initiation fees and capital contributions included on Part VIII, line 12			10a	
b Gross receipts, included on Form 990, Part VIII, line 12, for public use of club facilities			10b	
11 Section 501(c)(12) organizations. Enter				
a Gross income from members or shareholders			11a	
b Gross income from other sources (Do not net amounts due or paid to other sources against amounts due or received from them)			11b	
12a Section 4947(a)(1) non-exempt charitable trusts. Is the organization filing Form 990 in lieu of Form 1041?			12a	
b If "Yes," enter the amount of tax-exempt interest received or accrued during the year			12b	
13 Section 501(c)(29) qualified nonprofit health insurance issuers.				
a Is the organization licensed to issue qualified health plans in more than one state? <b>Note.</b> See the instructions for additional information the organization must report on Schedule O			13a	
b Enter the amount of reserves the organization is required to maintain by the states in which the organization is licensed to issue qualified health plans			13b	
c Enter the amount of reserves on hand			13c	
14a Did the organization receive any payments for indoor tanning services during the tax year?			14a	No
b If "Yes," has it filed a Form 720 to report these payments? <i>If "No," provide an explanation in Schedule O</i>			14b	

Part VII

Governance, Management, and Disclosure

For each "Yes" response to lines 2 through 7b below, and for a "No" response to lines 8a, 8b, or 10b below, describe the circumstances, processes, or changes in Schedule O. See instructions.

Check if Schedule O contains a response or note to any line in this Part VII

Section A. Governing Body and Management

		Yes	No
1a	Enter the number of voting members of the governing body at the end of the tax year . . . . .	3	
If there are material differences in voting rights among members of the governing body, or if the governing body delegated broad authority to an executive committee or similar committee, explain in Schedule O			
b	Enter the number of voting members included in line 1a, above, who are independent . . . . .	3	
2	Did any officer, director, trustee, or key employee have a family relationship or a business relationship with any other officer, director, trustee, or key employee? . . . . .	2	No
3	Did the organization delegate control over management duties customarily performed by or under the direct supervision of officers, directors or trustees, or key employees to a management company or other person? . . . . .	3	No
4	Did the organization make any significant changes to its governing documents since the prior Form 990 was filed? . . . . .	4	No
5	Did the organization become aware during the year of a significant diversion of the organization's assets? . . . . .	5	No
6	Did the organization have members or stockholders? . . . . .	6	No
7a	Did the organization have members, stockholders, or other persons who had the power to elect or appoint one or more members of the governing body? . . . . .	7a	No
b	Are any governance decisions of the organization reserved to (or subject to approval by) members, stockholders, or persons other than the governing body? . . . . .	7b	No
8	Did the organization contemporaneously document the meetings held or written actions undertaken during the year by the following		
a	The governing body? . . . . .	8a	Yes
b	Each committee with authority to act on behalf of the governing body? . . . . .	8b	Yes
9	Is there any officer, director, trustee, or key employee listed in Part VII, Section A, who cannot be reached at the organization's mailing address? If "Yes," provide the names and addresses in Schedule O . . . . .	9	No

Section B. Policies (This Section B requests information about policies not required by the Internal Revenue Code.)

		Yes	No
10a	Did the organization have local chapters, branches, or affiliates? . . . . .	10a	No
b	If "Yes," did the organization have written policies and procedures governing the activities of such chapters, affiliates, and branches to ensure their operations are consistent with the organization's exempt purposes? . . . . .	10b	
11a	Has the organization provided a complete copy of this Form 990 to all members of its governing body before filing the form? . . . . .	11a	No
b	Describe in Schedule O the process, if any, used by the organization to review this Form 990 . . . . .		
12a	Did the organization have a written conflict of interest policy? If "No," go to line 13 . . . . .	12a	Yes
b	Were officers, directors, or trustees, and key employees required to disclose annually interests that could give rise to conflicts? . . . . .	12b	Yes
c	Did the organization regularly and consistently monitor and enforce compliance with the policy? If "Yes," describe in Schedule O how this was done . . . . .	12c	Yes
13	Did the organization have a written whistleblower policy? . . . . .	13	Yes
14	Did the organization have a written document retention and destruction policy? . . . . .	14	No
15	Did the process for determining compensation of the following persons include a review and approval by independent persons, comparability data, and contemporaneous substantiation of the deliberation and decision?		
a	The organization's CEO, Executive Director, or top management official . . . . .	15a	Yes
b	Other officers or key employees of the organization . . . . .	15b	Yes
If "Yes" to line 15a or 15b, describe the process in Schedule O (see instructions)			
16a	Did the organization invest in, contribute assets to, or participate in a joint venture or similar arrangement with a taxable entity during the year? . . . . .	16a	No
b	If "Yes," did the organization follow a written policy or procedure requiring the organization to evaluate its participation in joint venture arrangements under applicable federal tax law, and take steps to safeguard the organization's exempt status with respect to such arrangements? . . . . .	16b	

Section C. Disclosure

17	List the States with which a copy of this Form 990 is required to be filed▶UT
18	Section 6104 requires an organization to make its Form 1023 (or 1024 if applicable), 990, and 990-T (501(c)(3)s only) available for public inspection. Indicate how you made these available. Check all that apply. <input type="checkbox"/> Own website <input type="checkbox"/> Another's website <input checked="" type="checkbox"/> Upon request <input type="checkbox"/> Other (explain in Schedule O)
19	Describe in Schedule O whether (and if so, how) the organization made its governing documents, conflict of interest policy, and financial statements available to the public during the tax year
20	State the name, physical address, and telephone number of the person who possesses the books and records of the organization ▶DONNA BROCCO 5455 RIVER RUN DRIVE Provo, UT 84604 (801) 226-2550

Check if Schedule O contains a response or note to any line in this Part VII . . . . . ☐

**1a** Complete this table for all persons required to be listed. Report compensation for the calendar year ending with or within the organization's tax year.

- List all of the organization's **current** key employees, if any. See instructions for definition of "key employee."

- List the organization's five **current** highest compensated employees (other than an officer, director, trustee or key employee) who received reportable compensation (Box 5 of Form W-2 and/or Box 7 of Form 1099-MISC) of more than \$100,000 from the organization and any related organizations

- List all of the organization's **former** officers, key employees, or highest compensated employees who received more than \$100,000 of reportable compensation from the organization and any related organizations

- List all of the organization's **former directors or trustees** that received, in the capacity as a former director or trustee of the organization, more than \$10,000 of reportable compensation from the organization and any related organizations

List persons in the following order: individual trustees or directors; institutional trustees; officers; key employees; highest compensated employees; and former such persons

☐ Check this box if neither the organization nor any related organization compensated any current officer, director, or trustee

[illegible]

## Part VII

<b>1b</b>	<b>Sub-Total . . . . .</b>	<b>▼</b>			
<b>c</b>	<b>Total from continuation sheets to Part VII, Section A . . . . .</b>	<b>▼</b>			
<b>d</b>	<b>Total (add lines 1b and 1c) . . . . .</b>	<b>▼</b>	230,661	0	38,456

\$100,000 of reportable compensation from the organization ➡ 2

<b>3</b>	Did the organization list any <b>former</b> officer, director or trustee, key employee, or highest compensated employee on line 1a? <i>If "Yes," complete Schedule J for such individual</i> . . . . .	<b>3</b>	No
<b>4</b>	For any individual listed on line 1a, is the sum of reportable compensation and other compensation from the organization and related organizations greater than \$150,000? <i>If "Yes," complete Schedule J for such individual</i> . . . . .	<b>4</b>	No
<b>5</b>	Did any person listed on line 1a receive or accrue compensation from any unrelated organization or individual for services rendered to the organization? <i>If "Yes," complete Schedule J for such person</i> . . . . .	<b>5</b>	No

## **Section B. Independent Contractors**

**1** Complete this table for your five highest compensated independent contractors that received more than \$100,000 of compensation from the organization. Report compensation for the calendar year ending with or within the organization's tax year.

(A) Name and business address	(B) Description of services	(C) Compensation

\$100,000 of compensation from the organization 1-0

Part VIII

Statement of Revenue

Check if Schedule O contains a response or note to any line in this Part VIII

			(A) Total revenue	(B) Related or exempt function revenue	(C) Unrelated business revenue	(D) Revenue excluded from tax under sections 512-514
Contributions, Gifts, Grants and Other Similar Amounts	1a	Federated campaigns . . . . . 1a				
	b	Membership dues . . . . . 1b				
	c	Fundraising events . . . . . 1c				
	d	Related organizations . . . . . 1d				
	e	Government grants (contributions) 1e				
	f	All other contributions, gifts, grants, and similar amounts not included above 1f	31,425			
	g	Noncash contributions included in lines 1a-1f \$				
	h	Total. Add lines 1a-1f . . . . .	31,425			
Program Service Revenue	Business Code					
	2a	STUDENT TUITION REVENUE	611600	746,821	746,821	
	b	RESIDENT WORK PROJECT	611600	17,059	17,059	
	c	RESIDENT MEALS SOLD	721310	24,027	24,027	
	d	VOCATIONAL REHABILITATION	611600	120,190	120,190	
	e	COMMISSARY REVENUE	721310	5,802	5,802	
	f	All other program service revenue		398,769	398,769	
	g	Total. Add lines 2a-2f . . . . .	1,312,668			
Other Revenue	3	Investment income (including dividends, interest, and other similar amounts) . . . . .	1,438,549			1,438,549
	4	Income from investment of tax-exempt bond proceeds . . . . .	0			
	5	Royalties . . . . .	0			
	6a	(i) Real				
		(ii) Personal				
		Gross rents	38,684			
		Less rental expenses				
	b					
	c	Rental income or (loss)	38,684	0		
	d	Net rental income or (loss) . . . . .	38,684			38,684
	7a	(i) Securities				
		(ii) Other				
		Gross amount from sales of assets other than inventory	22,064,926			
		Less cost or other basis and sales expenses	22,133,780			
	b					
	c	Gain or (loss)	-68,854			
	d	Net gain or (loss) . . . . .	-68,854			-68,854
	8a	Gross income from fundraising events (not including \$ _____ of contributions reported on line 1c) See Part IV, line 18 . . . . .				
	a		51,520			
	b	Less direct expenses . . . . . b	743			
	c	Net income or (loss) from fundraising events . . . . .	50,777			50,777
	9a	Gross income from gaming activities See Part IV, line 19 . . . . .				
	a					
	b	Less direct expenses . . . . . b				
	c	Net income or (loss) from gaming activities . . . . .	0			
	10a	Gross sales of inventory, less returns and allowances . . . . .				
	a					
	b	Less cost of goods sold . . . . . b				
	c	Net income or (loss) from sales of inventory . . . . .	0			
	Miscellaneous Revenue		Business Code			
	11a					
	b					
	c					
	d	All other revenue . . . . .				
	e	Total. Add lines 11a-11d . . . . .	0			
	12	Total revenue. See Instructions . . . . .	2,803,249	1,312,668		1,459,156

Part IX

Statement of Functional Expenses

Section 501(c)(3) and 501(c)(4) organizations must complete all columns. All other organizations must complete column (A).

Check if Schedule O contains a response or note to any line in this Part IX

Do not include amounts reported on lines 6b, 7b, 8b, 9b, and 10b of Part VIII.		(A) Total expenses	(B) Program service expenses	(C) Management and general expenses	(D) Fundraising expenses
1	Grants and other assistance to governments and organizations in the United States. See Part IV, line 21.	0			
2	Grants and other assistance to individuals in the United States. See Part IV, line 22.	0			
3	Grants and other assistance to governments, organizations, and individuals outside the United States. See Part IV, lines 15 and 16.	0			
4	Benefits paid to or for members.	0			
5	Compensation of current officers, directors, trustees, and key employees.	269,117	237,053	31,145	919
6	Compensation not included above, to disqualified persons (as defined under section 4958(f)(1)) and persons described in section 4958(c)(3)(B).	0			
7	Other salaries and wages.	2,692,334	2,371,558	311,583	9,193
8	Pension plan accruals and contributions (include section 401(k) and 403(b) employer contributions).	0			
9	Other employee benefits.	399,009	342,200	56,809	
10	Payroll taxes.	217,269	191,930	24,602	737
11	Fees for services (non-employees):				
a	Management.	0			
b	Legal.	0			
c	Accounting.	0			
d	Lobbying.	0			
e	Professional fundraising services. See Part IV, line 17.	0			
f	Investment management fees.	270,446		270,446	
g	Other (If line 11g amount exceeds 10% of line 25, column (A) amount, list line 11g expenses on Schedule O).	45,822	7,191	38,631	
12	Advertising and promotion.	0			
13	Office expenses.	0			
14	Information technology.	0			
15	Royalties.	0			
16	Occupancy.	0			
17	Travel.	17,834	13,567	4,229	38
18	Payments of travel or entertainment expenses for any federal, state, or local public officials.	0			
19	Conferences, conventions, and meetings.	0			
20	Interest.	0			
21	Payments to affiliates.	0			
22	Depreciation, depletion, and amortization.	386,785	385,367	1,418	
23	Insurance.	105,719	65,004	40,674	41
24	Other expenses. Itemize expenses not covered above (List miscellaneous expenses in line 24e. If line 24e amount exceeds 10% of line 25, column (A) amount, list line 24e expenses on Schedule O):				
a	EDUCATION AND TRAINING	16,174	11,452	4,722	
b	KITCHEN EXPENSE	75,578	68,416	1,841	5,321
c	LICENSES	4,488	804	3,684	
d	PRINTING AND POSTAGE	4,030	1,837	1,693	500
e	All other expenses	440,617	367,879	40,821	31,917
25	Total functional expenses. Add lines 1 through 24e.	4,945,222	4,064,258	832,298	48,666
26	Joint costs. Complete this line only if the organization reported in column (B) joint costs from a combined educational campaign and fundraising solicitation. Check here <input type="checkbox"/> if following SOP 98-2 (ASC 958-720).				

Part X

Balance Sheet

Check if Schedule O contains a response or note to any line in this Part X

			(A)		(B)
			Beginning of year		End of year
Assets	1	Cash—non-interest-bearing	29,497	1	42,142
	2	Savings and temporary cash investments	2,296,851	2	1,555,733
	3	Pledges and grants receivable, net	26,948	3	41,084
	4	Accounts receivable, net	0	4	0
	5	Loans and other receivables from current and former officers, directors, trustees, key employees, and highest compensated employees Complete Part II of Schedule L	0	5	0
	6	Loans and other receivables from other disqualified persons (as defined under section 4958(f)(1)), persons described in section 4958(c)(3)(B), and contributing employers and sponsoring organizations of section 501(c)(9) voluntary employees' beneficiary organizations (see instructions) Complete Part II of Schedule L	0	6	0
	7	Notes and loans receivable, net	0	7	0
	8	Inventories for sale or use	9,509	8	11,239
	9	Prepaid expenses and deferred charges	65,118	9	58,345
	10a	Land, buildings, and equipment cost or other basis Complete Part VI of Schedule D	17,356,617		
		10a			
	b	Less accumulated depreciation	3,714,504	10c	13,642,113
		10b			
	11	Investments—publicly traded securities	59,172,467	11	63,182,531
	12	Investments—other securities See Part IV, line 11	1,381,032	12	0
	13	Investments—program-related See Part IV, line 11	0	13	0
Liabilities	14	Intangible assets	0	14	0
	15	Other assets See Part IV, line 11	5,168	15	5,168
	16	Total assets. Add lines 1 through 15 (must equal line 34)	76,835,912	16	78,538,355
	17	Accounts payable and accrued expenses	372,127	17	408,719
	18	Grants payable	0	18	0
	19	Deferred revenue	13,521	19	14,657
	20	Tax-exempt bond liabilities	0	20	0
	21	Escrow or custodial account liability Complete Part IV of Schedule D	0	21	0
	22	Loans and other payables to current and former officers, directors, trustees, key employees, highest compensated employees, and disqualified persons Complete Part II of Schedule L	0	22	0
	23	Secured mortgages and notes payable to unrelated third parties	0	23	0
Net Assets or Fund Balances	24	Unsecured notes and loans payable to unrelated third parties	0	24	0
	25	Other liabilities (including federal income tax, payables to related third parties, and other liabilities not included on lines 17-24) Complete Part X of Schedule D	11,115	25	8,084
	26	Total liabilities. Add lines 17 through 25	396,763	26	431,460
	Organizations that follow SFAS 117 (ASC 958), check here <input checked="" type="checkbox"/> and complete lines 27 through 29, and lines 33 and 34.				
	27	Unrestricted net assets	76,439,149	27	78,106,895
	28	Temporarily restricted net assets	0	28	0
	29	Permanently restricted net assets	0	29	0
	Organizations that do not follow SFAS 117 (ASC 958), check here <input type="checkbox"/> and complete lines 30 through 34.				
	30	Capital stock or trust principal, or current funds		30	
	31	Paid-in or capital surplus, or land, building or equipment fund		31	
	32	Retained earnings, endowment, accumulated income, or other funds		32	
	33	Total net assets or fund balances	76,439,149	33	78,106,895
	34	Total liabilities and net assets/fund balances	76,835,912	34	78,538,355

Part XI Reconciliation of Net Assets

Check if Schedule O contains a response or note to any line in this Part XI . . . . .

1	Total revenue (must equal Part VIII, column (A), line 12) . . . . .	1	2,803,249
2	Total expenses (must equal Part IX, column (A), line 25) . . . . .	2	4,945,222
3	Revenue less expenses Subtract line 2 from line 1 . . . . .	3	-2,141,973
4	Net assets or fund balances at beginning of year (must equal Part X, line 33, column (A)) . . . . .	4	76,439,149
5	Net unrealized gains (losses) on investments . . . . .	5	3,809,719
6	Donated services and use of facilities . . . . .	6	
7	Investment expenses . . . . .	7	
8	Prior period adjustments . . . . .	8	
9	Other changes in net assets or fund balances (explain in Schedule O) . . . . .	9	
10	Net assets or fund balances at end of year Combine lines 3 through 9 (must equal Part X, line 33, column (B))	10	78,106,895

Part XII Financial Statements and Reporting

Check if Schedule O contains a response or note to any line in this Part XII . . . . .

		Yes	No
1	Accounting method used to prepare the Form 990 <input type="checkbox"/> Cash <input checked="" type="checkbox"/> Accrual <input type="checkbox"/> Other _____ If the organization changed its method of accounting from a prior year or checked "Other," explain in Schedule O		
2a	Were the organization's financial statements compiled or reviewed by an independent accountant? If "Yes," check a box below to indicate whether the financial statements for the year were compiled or reviewed on a separate basis, consolidated basis, or both <input type="checkbox"/> Separate basis <input type="checkbox"/> Consolidated basis <input type="checkbox"/> Both consolidated and separate basis		No
2b	Were the organization's financial statements audited by an independent accountant? If "Yes," check a box below to indicate whether the financial statements for the year were audited on a separate basis, consolidated basis, or both <input checked="" type="checkbox"/> Separate basis <input type="checkbox"/> Consolidated basis <input type="checkbox"/> Both consolidated and separate basis	Yes	
2c	If "Yes," to line 2a or 2b, does the organization have a committee that assumes responsibility for oversight of the audit, review, or compilation of its financial statements and selection of an independent accountant? If the organization changed either its oversight process or selection process during the tax year, explain in Schedule O		No
3a	As a result of a federal award, was the organization required to undergo an audit or audits as set forth in the Single Audit Act and OMB Circular A-133?		No
3b	If "Yes," did the organization undergo the required audit or audits? If the organization did not undergo the required audit or audits, explain why in Schedule O and describe any steps taken to undergo such audits		

SCHEDULE A  
(Form 990 or 990EZ)

Department of the  
Treasury  
Internal Revenue Service

Public Charity Status and Public Support

Complete if the organization is a section 501(c)(3) organization or a section 4947(a)(1) nonexempt charitable trust.

▶ Attach to Form 990 or Form 990-EZ. ▶ See separate instructions.  
▶ Information about Schedule A (Form 990 or 990-EZ) and its instructions is at [www.irs.gov/form990](http://www.irs.gov/form990).

OMB No 1545-0047

2013

Open to Public  
Inspection

Name of the organization Scenicview Academy Inc	Employer identification number 20-3604973
--	--

Part I Reason for Public Charity Status (All organizations must complete this part.) See instructions.

The organization is not a private foundation because it is (For lines 1 through 11, check only one box )

1

☐

2

☒

3

☐

4

☐

5

☐

6

☐

7

☐

8

☐

9

☐

10

☐

11

☐

e

☐

f

☐

g

☐

a

☐

b

☐

c

☐

d

☐

Type I

Type II

Type III - Functionally integrated

Type III - Non-functionally integrated

(i)

☐

(ii)

☐

(iii)

☐

By checking this box, I certify that the organization is not controlled directly or indirectly by one or more disqualified persons other than foundation managers and other than one or more publicly supported organizations described in section 509(a)(1) or section 509(a)(2)

If the organization received a written determination from the IRS that it is a Type I, Type II, or Type III supporting organization, check this box

Since August 17, 2006, has the organization accepted any gift or contribution from any of the following persons?

(i)

A person who directly or indirectly controls, either alone or together with persons described in (ii) and (iii) below, the governing body of the supported organization?

(ii)

A family member of a person described in (i) above?

(iii)

A 35% controlled entity of a person described in (i) or (ii) above?

h

☐

11g(i)

☐

11g(ii)

☐

11g(iii)

☐

Yes

No

Yes

No

Yes

No

(i) Name of supported organization	(ii) EIN	(iii) Type of organization (described on lines 1- 9 above or IRC section (see instructions))	(iv) Is the organization in col (i) listed in your governing document?		(v) Did you notify the organization in col (i) of your support?		(vi) Is the organization in col (i) organized in the U S ?		(vii) Amount of monetary support
			Yes	No	Yes	No	Yes	No	
Total									

For Paperwork Reduction Act Notice, see the Instructions for Form 990 or 990EZ.

Cat No 11285F

Schedule A (Form 990 or 990-EZ) 2013

Part II

Support Schedule for Organizations Described in Sections 170(b)(1)(A)(iv) and 170(b)(1)(A)(vi)  
(Complete only if you checked the box on line 5, 7, or 8 of Part I or if the organization failed to qualify under Part III. If the organization fails to qualify under the tests listed below, please complete Part III.)

Section A. Public Support						
Calendar year (or fiscal year beginning in) ▶	(a) 2009	(b) 2010	(c) 2011	(d) 2012	(e) 2013	(f) Total
1 Gifts, grants, contributions, and membership fees received (Do not include any "unusual grants.")						
2 Tax revenues levied for the organization's benefit and either paid to or expended on its behalf						
3 The value of services or facilities furnished by a governmental unit to the organization without charge						
4 Total. Add lines 1 through 3						
5 The portion of total contributions by each person (other than a governmental unit or publicly supported organization) included on line 1 that exceeds 2% of the amount shown on line 11, column (f)						
6 Public support. Subtract line 5 from line 4						

Section B. Total Support						
Calendar year (or fiscal year beginning in) ▶	(a) 2009	(b) 2010	(c) 2011	(d) 2012	(e) 2013	(f) Total
7 Amounts from line 4						
8 Gross income from interest, dividends, payments received on securities loans, rents, royalties and income from similar sources						
9 Net income from unrelated business activities, whether or not the business is regularly carried on						
10 Other income Do not include gain or loss from the sale of capital assets (Explain in Part IV )						
11 Total support (Add lines 7 through 10)						
12 Gross receipts from related activities, etc (see instructions)					12	
13 First five years. If the Form 990 is for the organization's first, second, third, fourth, or fifth tax year as a 501(c)(3) organization, check this box and stop here . . . . . ▶						

Section C. Computation of Public Support Percentage						
14 Public support percentage for 2013 (line 6, column (f) divided by line 11, column (f))		14				
15 Public support percentage for 2012 Schedule A, Part II, line 14		15				
16a 33 1/3% support test—2013. If the organization did not check the box on line 13, and line 14 is 33 1/3% or more, check this box and stop here. The organization qualifies as a publicly supported organization						▶
b 33 1/3% support test—2012. If the organization did not check a box on line 13 or 16a, and line 15 is 33 1/3% or more, check this box and stop here. The organization qualifies as a publicly supported organization						▶
17a 10%-facts-and-circumstances test—2013. If the organization did not check a box on line 13, 16a, or 16b, and line 14 is 10% or more, and if the organization meets the "facts-and-circumstances" test, check this box and stop here. Explain in Part IV how the organization meets the "facts-and-circumstances" test The organization qualifies as a publicly supported organization						▶
b 10%-facts-and-circumstances test—2012. If the organization did not check a box on line 13, 16a, 16b, or 17a, and line 15 is 10% or more, and if the organization meets the "facts-and-circumstances" test, check this box and stop here. Explain in Part IV how the organization meets the "facts-and-circumstances" test The organization qualifies as a publicly supported organization						▶
18 Private foundation. If the organization did not check a box on line 13, 16a, 16b, 17a, or 17b, check this box and see instructions						▶

Part IIISupport Schedule for Organizations Described in Section 509(a)(2)

(Complete only if you checked the box on line 9 of Part I or if the organization failed to qualify under Part II. If the organization fails to qualify under the tests listed below, please complete Part II.)

Section A. Public Support						
Calendar year (or fiscal year beginning in) ▶	(a) 2009	(b) 2010	(c) 2011	(d) 2012	(e) 2013	(f) Total
1 Gifts, grants, contributions, and membership fees received (Do not include any "unusual grants.")						
2 Gross receipts from admissions, merchandise sold or services performed, or facilities furnished in any activity that is related to the organization's tax-exempt purpose						
3 Gross receipts from activities that are not an unrelated trade or business under section 513						
4 Tax revenues levied for the organization's benefit and either paid to or expended on its behalf						
5 The value of services or facilities furnished by a governmental unit to the organization without charge						
6 Total. Add lines 1 through 5						
7a Amounts included on lines 1, 2, and 3 received from disqualified persons						
b Amounts included on lines 2 and 3 received from other than disqualified persons that exceed the greater of \$5,000 or 1% of the amount on line 13 for the year						
c Add lines 7a and 7b						
8 Public support (Subtract line 7c from line 6 )						

Section B. Total Support						
Calendar year (or fiscal year beginning in) ▶	(a) 2009	(b) 2010	(c) 2011	(d) 2012	(e) 2013	(f) Total
9 Amounts from line 6						
10a Gross income from interest, dividends, payments received on securities loans, rents, royalties and income from similar sources						
b Unrelated business taxable income (less section 511 taxes) from businesses acquired after June 30, 1975						
c Add lines 10a and 10b						
11 Net income from unrelated business activities not included in line 10b, whether or not the business is regularly carried on						
12 Other income. Do not include gain or loss from the sale of capital assets (Explain in Part IV.)						
13 Total support. (Add lines 9, 10c, 11, and 12.)						
14 First five years. If the Form 990 is for the organization's first, second, third, fourth, or fifth tax year as a 501(c)(3) organization, check this box and stop here ▶						

Section C. Computation of Public Support Percentage		
15 Public support percentage for 2013 (line 8, column (f) divided by line 13, column (f))	15	
16 Public support percentage from 2012 Schedule A, Part III, line 15	16	

Section D. Computation of Investment Income Percentage		
17 Investment income percentage for 2013 (line 10c, column (f) divided by line 13, column (f))	17	
18 Investment income percentage from 2012 Schedule A, Part III, line 17	18	
19a 33 1/3% support tests—2013. If the organization did not check the box on line 14, and line 15 is more than 33 1/3%, and line 17 is not more than 33 1/3%, check this box and stop here. The organization qualifies as a publicly supported organization ▶		
b 33 1/3% support tests—2012. If the organization did not check a box on line 14 or line 19a, and line 16 is more than 33 1/3% and line 18 is not more than 33 1/3%, check this box and stop here. The organization qualifies as a publicly supported organization ▶		
20 Private foundation. If the organization did not check a box on line 14, 19a, or 19b, check this box and see instructions ▶		

**Part IV** **Supplemental Information.** Provide the explanations required by Part II, line 10; Part II, line 17a or 17b; and Part III, line 12. Also complete this part for any additional information. (See instructions).

Facts And Circumstances Test

Return Reference	Explanation	
------------------	-------------	--

SCHEDULE D  
(Form 990)

Department of the Treasury  
Internal Revenue Service

Supplemental Financial Statements

▶ **Complete if the organization answered "Yes," to Form 990, Part IV, line 6, 7, 8, 9, 10, 11a, 11b, 11c, 11d, 11e, 11f, 12a, or 12b**  
▶ **Attach to Form 990.** ▶ **See separate instructions.** ▶ **Information about Schedule D (Form 990) and its instructions is at [www.irs.gov/form990](http://www.irs.gov/form990).**

OMB No 1545-0047

2013

Open to Public Inspection

Name of the organization  
Scenicview Academy Inc

Employer identification number  
20-3604973

Part I

Organizations Maintaining Donor Advised Funds or Other Similar Funds or Accounts. Complete if the organization answered "Yes" to Form 990, Part IV, line 6.

	(a) Donor advised funds	(b) Funds and other accounts
1	Total number at end of year	
2	Aggregate contributions to (during year)	
3	Aggregate grants from (during year)	
4	Aggregate value at end of year	
5	Did the organization inform all donors and donor advisors in writing that the assets held in donor advised funds are the organization's property, subject to the organization's exclusive legal control? <div><input type="checkbox"/> Yes <input type="checkbox"/> No</div>	
6	Did the organization inform all grantees, donors, and donor advisors in writing that grant funds can be used only for charitable purposes and not for the benefit of the donor or donor advisor, or for any other purpose conferring impermissible private benefit? <div><input type="checkbox"/> Yes <input type="checkbox"/> No</div>	

Part II

Conservation Easements. Complete if the organization answered "Yes" to Form 990, Part IV, line 7.

1

Purpose(s) of conservation easements held by the organization (check all that apply)

☐ Preservation of land for public use (e g , recreation or education) ☐ Preservation of an historically important land area  
☐ Protection of natural habitat ☐ Preservation of a certified historic structure  
☐ Preservation of open space

2

Complete lines 2a through 2d if the organization held a qualified conservation contribution in the form of a conservation easement on the last day of the tax year

	Held at the End of the Year
a	Total number of conservation easements
b	Total acreage restricted by conservation easements
c	Number of conservation easements on a certified historic structure included in (a)
d	Number of conservation easements included in (c) acquired after 8/17/06, and not on a historic structure listed in the National Register

3

Number of conservation easements modified, transferred, released, extinguished, or terminated by the organization during the tax year ▶ \_\_\_\_\_

4

Number of states where property subject to conservation easement is located ▶ \_\_\_\_\_

5

Does the organization have a written policy regarding the periodic monitoring, inspection, handling of violations, and enforcement of the conservation easements it holds?

☐ Yes ☐ No

6

Staff and volunteer hours devoted to monitoring, inspecting, and enforcing conservation easements during the year ▶ \_\_\_\_\_

7

Amount of expenses incurred in monitoring, inspecting, and enforcing conservation easements during the year ▶ \$ \_\_\_\_\_

8

Does each conservation easement reported on line 2(d) above satisfy the requirements of section 170(h)(4)(B)(i) and section 170(h)(4)(B)(ii)?

☐ Yes ☐ No

9

In Part XIII, describe how the organization reports conservation easements in its revenue and expense statement, and balance sheet, and include, if applicable, the text of the footnote to the organization's financial statements that describes the organization's accounting for conservation easements

Part III

Organizations Maintaining Collections of Art, Historical Treasures, or Other Similar Assets. Complete if the organization answered "Yes" to Form 990, Part IV, line 8.

1a

If the organization elected, as permitted under SFAS 116 (ASC 958), not to report in its revenue statement and balance sheet works of art, historical treasures, or other similar assets held for public exhibition, education, or research in furtherance of public service, provide, in Part XIII, the text of the footnote to its financial statements that describes these items

b

If the organization elected, as permitted under SFAS 116 (ASC 958), to report in its revenue statement and balance sheet works of art, historical treasures, or other similar assets held for public exhibition, education, or research in furtherance of public service, provide the following amounts relating to these items

(i) Revenues included in Form 990, Part VIII, line 1 ▶ \$ \_\_\_\_\_

(ii) Assets included in Form 990, Part X ▶ \$ \_\_\_\_\_

2

If the organization received or held works of art, historical treasures, or other similar assets for financial gain, provide the following amounts required to be reported under SFAS 116 (ASC 958) relating to these items

a

Revenues included in Form 990, Part VIII, line 1 ▶ \$ \_\_\_\_\_

b

Assets included in Form 990, Part X ▶ \$ \_\_\_\_\_

For Paperwork Reduction Act Notice, see the Instructions for Form 990.

Cat No 52283D

Schedule D (Form 990) 2013

Part III

Organizations Maintaining Collections of Art, Historical Treasures, or Other Similar Assets (continued)

- 3
- Using the organization's acquisition, accession, and other records, check any of the following that are a significant use of its collection items (check all that apply)
- a

☐

Public exhibition

d

☐

Loan or exchange programs

b

☐

Scholarly research

e

☐

Other

c

☐

Preservation for future generations
- 4
- Provide a description of the organization's collections and explain how they further the organization's exempt purpose in Part XIII
- 5
- During the year, did the organization solicit or receive donations of art, historical treasures or other similar assets to be sold to raise funds rather than to be maintained as part of the organization's collection?
- ☐ Yes

☐ No

Part IV

Escrow and Custodial Arrangements. Complete if the organization answered "Yes" to Form 990, Part IV, line 9, or reported an amount on Form 990, Part X, line 21.

- 1a
- Is the organization an agent, trustee, custodian or other intermediary for contributions or other assets not included on Form 990, Part X?
- ☐ Yes

☐ No
- b
- If "Yes," explain the arrangement in Part XIII and complete the following table
- |    |        |
|----|--------|
|    | Amount |
| 1c |        |
| 1d |        |
| 1e |        |
| 1f |        |

c

Beginning balance

d

Additions during the year

e

Distributions during the year

f

Ending balance
- 2a
- Did the organization include an amount on Form 990, Part X, line 21?
- ☐ Yes

☐ No
- b
- If "Yes," explain the arrangement in Part XIII Check here if the explanation has been provided in Part XIII
- ☐

Part V

Endowment Funds. Complete if the organization answered "Yes" to Form 990, Part IV, line 10.

	(a)Current year	(b)Prior year	b (c)Two years back	(d)Three years back	(e)Four years back
1a	Beginning of year balance				
b	Contributions				
c	Net investment earnings, gains, and losses				
d	Grants or scholarships				
e	Other expenditures for facilities and programs				
f	Administrative expenses				
g	End of year balance				

- 2
- Provide the estimated percentage of the current year end balance (line 1g, column (a)) held as
- a

Board designated or quasi-endowment

b

Permanent endowment

c

Temporarily restricted endowment
- The percentages in lines 2a, 2b, and 2c should equal 100%
- 3a
- Are there endowment funds not in the possession of the organization that are held and administered for the organization by
- (i) unrelated organizations

3a(i)

Yes

No

(ii) related organizations

3a(ii)

Yes

No

b

If "Yes" to 3a(ii), are the related organizations listed as required on Schedule R?

3b

Yes

No
- 4

Describe in Part XIII the intended uses of the organization's endowment funds
- Part VI

Land, Buildings, and Equipment. Complete if the organization answered 'Yes' to Form 990, Part IV, line 11a. See Form 990, Part X, line 10.
- | Description of property  | (a) Cost or other basis (investment) | (b)Cost or other basis (other) | (c) Accumulated depreciation | (d) Book value |
|--|--------------------------------------|--------------------------------|------------------------------|----------------|
| 1a Land  |                                      | 3,017,049                      |                              | 3,017,049      |
| b Buildings  |                                      | 13,807,176                     | 3,486,067                    | 10,321,109     |
| c Leasehold improvements   |                                      |                                |                              |                |
| d Equipment  |                                      | 181,830                        | 124,583                      | 57,247         |
| e Other  |                                      | 350,562                        | 103,854                      | 246,708        |
| Total. Add lines 1a through 1e (Column (d) must equal Form 990, Part X, column (B), line 10(c).) |                                      |                                |                              | 13,642,113     |
- Schedule D (Form 990) 2013



**Part XI Reconciliation of Revenue per Audited Financial Statements With Revenue per Return** Complete if the organization answered 'Yes' to Form 990, Part IV, line 12a.

<b>1</b>	Total revenue, gains, and other support per audited financial statements . . . . .	<b>1</b>	6,342,522
<b>2</b>	Amounts included on line 1 but not on Form 990, Part VIII, line 12		
<b>a</b>	Net unrealized gains on investments . . . . .	<b>2a</b>	3,809,719
<b>b</b>	Donated services and use of facilities . . . . .	<b>2b</b>	
<b>c</b>	Recoveries of prior year grants . . . . .	<b>2c</b>	
<b>d</b>	Other (Describe in Part XIII ) . . . . .	<b>2d</b>	-270,446
<b>e</b>	Add lines <b>2a</b> through <b>2d</b> . . . . .	<b>2e</b>	3,539,273
<b>3</b>	Subtract line <b>2e</b> from line <b>1</b> . . . . .	<b>3</b>	2,803,249
<b>4</b>	Amounts included on Form 990, Part VIII, line 12, but not on line <b>1</b>		
<b>a</b>	Investment expenses not included on Form 990, Part VIII, line 7b . . . . .	<b>4a</b>	
<b>b</b>	Other (Describe in Part XIII ) . . . . .	<b>4b</b>	
<b>c</b>	Add lines <b>4a</b> and <b>4b</b> . . . . .	<b>4c</b>	
<b>5</b>	Total revenue Add lines <b>3</b> and <b>4c</b> . (This must equal Form 990, Part I, line 12 ) . . . . .	<b>5</b>	2,803,249

**Part XII Reconciliation of Expenses per Audited Financial Statements With Expenses per Return.** Complete if the organization answered 'Yes' to Form 990, Part IV, line 12a.

<b>1</b>	Total expenses and losses per audited financial statements . . . . .	<b>1</b>	4,674,776
<b>2</b>	Amounts included on line 1 but not on Form 990, Part IX, line 25		
<b>a</b>	Donated services and use of facilities . . . . .	<b>2a</b>	
<b>b</b>	Prior year adjustments . . . . .	<b>2b</b>	
<b>c</b>	Other losses . . . . .	<b>2c</b>	
<b>d</b>	Other (Describe in Part XIII ) . . . . .	<b>2d</b>	-270,446
<b>e</b>	Add lines <b>2a</b> through <b>2d</b> . . . . .	<b>2e</b>	-270,446
<b>3</b>	Subtract line <b>2e</b> from line <b>1</b> . . . . .	<b>3</b>	4,945,222
<b>4</b>	Amounts included on Form 990, Part IX, line 25, but not on line <b>1</b> :		
<b>a</b>	Investment expenses not included on Form 990, Part VIII, line 7b . . . . .	<b>4a</b>	
<b>b</b>	Other (Describe in Part XIII ) . . . . .	<b>4b</b>	
<b>c</b>	Add lines <b>4a</b> and <b>4b</b> . . . . .	<b>4c</b>	
<b>5</b>	Total expenses Add lines <b>3</b> and <b>4c</b> . (This must equal Form 990, Part I, line 18 ) . . . . .	<b>5</b>	4,945,222

**Part XIII Supplemental Information**

Provide the descriptions required for Part II, lines 3, 5, and 9, Part III, lines 1a and 4, Part IV, lines 1b and 2b, Part V, line 4, Part X, line 2, Part XI, lines 2d and 4b, and Part XII, lines 2d and 4b. Also complete this part to provide any additional information.

Return Reference	Explanation
Schedule D Part XII line 2D	Investment fees were netted against other revenue for financial statement purposes. For tax purposes, we have properly reclassified this expense to investment fees.
Schedule D Part XIII line 2d	Investment fees were netted against other revenue for financial statement purposes. For tax purposes, we have properly reclassified this expense to investment fees.

[illegible]

SCHEDULE E  
(Form 990 or 990-EZ)

Department of the Treasury  
Internal Revenue Service

Schools

►Complete if the organization answered "Yes" to Form 990, Part IV, line 13, or Form 990-EZ, Part VI, line 48.  
► Attach to Form 990 or Form 990-EZ.  
► Information about Schedule E (Form 990 or 990-EZ) and its instructions is at [www.irs.gov/form990](http://www.irs.gov/form990).

OMB No 1545-0047

2013

Open to Public Inspection

Name of the organization  
Scenicview Academy Inc

Employer identification number  
20-3604973

Part I		YES	NO	
1	Does the organization have a racially nondiscriminatory policy toward students by statement in its charter, bylaws, other governing instrument, or in a resolution of its governing body?	1	Yes	
	2	Does the organization include a statement of its racially nondiscriminatory policy toward students in all its brochures, catalogues, and other written communications with the public dealing with student admissions, programs, and scholarships?	2	Yes
	3	Has the organization publicized its racially nondiscriminatory policy through newspaper or broadcast media during the period of solicitation for students, or during the registration period if it has no solicitation program, in a way that makes the policy known to all parts of the general community it serves? If "Yes," please describe If "No," please explain If you need more space use Part II	3	Yes
	4a	Does the organization maintain the following?	4a	Yes
	4b	a Records indicating the racial composition of the student body, faculty, and administrative staff?	4b	Yes
4	b Records documenting that scholarships and other financial assistance are awarded on a racially nondiscriminatory basis?	4c	Yes	
	c Copies of all catalogues, brochures, announcements, and other written communications to the public dealing with student admissions, programs, and scholarships?	4d	Yes	
	d Copies of all material used by the organization or on its behalf to solicit contributions?			
	If you answered "No" to any of the above, please explain If you need more space, use Part II			
	5	Does the organization discriminate by race in any way with respect to	5a	No
	a Students' rights or privileges?	5b	No	
	b Admissions policies?	5c	No	
	c Employment of faculty or administrative staff?	5d	No	
5	d Scholarships or other financial assistance?	5e	No	
	e Educational policies?	5f	No	
	f Use of facilities?	5g	No	
	g Athletic programs?	5h	No	
	h Other extracurricular activities?			
	If you answered "Yes" to any of the above, please explain If you need more space, use Part II			
	6a	Does the organization receive any financial aid or assistance from a governmental agency?	6a	No
	b Has the organization's right to such aid ever been revoked or suspended?	6b	No	
7	If you answered "Yes" to either line 6a or line 6b, explain on Part II			
	Does the organization certify that it has complied with the applicable requirements of sections 4 01 through 4 05 of Rev Proc 75-50, 1975-2 C B 587, covering racial nondiscrimination? If "No," explain on Part II	7	Yes	

**Part III Supplemental Information.** Provide the explanations required by Part I, lines 3, 4d, 5h, 6b, and 7, as applicable. Also complete this part to provide any other additional information (see instructions)

Return Reference	Explanation
Schedule E, Part I, Line 3	SCENICVIEW'S RACIALLY NONDISCRIMINATORY POLICY IS PUBLISHED ON THE HOME PAGE OF THEIR WEBSITE. IN ADDITION, THE NONDISCRIMINATORY POLICY IS INCLUDED IN NEWSPAPER ADS THAT ARE AVAILABLE TO THE GENERAL PUBLIC.

SCHEDULE G  
(Form 990 or 990-EZ)

Supplemental Information Regarding  
Fundraising or Gaming Activities

OMB No 1545-0047

2013

Open to Public Inspection

Department of the Treasury  
Internal Revenue Service

Complete if the organization answered "Yes" to Form 990, Part IV, lines 17, 18, or 19, or if the organization entered more than \$15,000 on Form 990-EZ, line 6a.  
▶ Attach to Form 990 or Form 990-EZ. ▶ See separate instructions.

▶ Information about Schedule G (Form 990 or 990-EZ) and its instructions is at [www.irs.gov/form990](http://www.irs.gov/form990).

Name of the organization  
Scenicview Academy Inc

Employer identification number  
20-3604973

Part I Fundraising Activities.

Complete if the organization answered "Yes" to Form 990, Part IV, line 17.  
Form 990-EZ filers are not required to complete this part.

- 1 Indicate whether the organization raised funds through any of the following activities. Check all that apply.
- a ☐ Mail solicitations

e ☐ Solicitation of non-government grants

b ☐ Internet and email solicitations

f ☐ Solicitation of government grants

c ☐ Phone solicitations

g ☐ Special fundraising events

d ☐ In-person solicitations
- 2a Did the organization have a written or oral agreement with any individual (including officers, directors, trustees or key employees listed in Form 990, Part VII) or entity in connection with professional fundraising services?
- ☐ Yes ☐ No
- b If "Yes," list the ten highest paid individuals or entities (fundraisers) pursuant to agreements under which the fundraiser is to be compensated at least \$5,000 by the organization.

(i) Name and address of individual or entity (fundraiser)	(ii) Activity	(iii) Did fundraiser have custody or control of contributions?		(iv) Gross receipts from activity	(v) Amount paid to (or retained by) fundraiser listed in col (i)	(vi) Amount paid to (or retained by) organization
		Yes	No			
1						
2						
3						
4						
5						
6						
7						
8						
9						
10						
Total . . . . . ▶						

- 3 List all states in which the organization is registered or licensed to solicit contributions or has been notified it is exempt from registration or licensing.
- 
-

Part II Fundraising Events. Complete if the organization answered "Yes" to Form 990, Part IV, line 18, or reported more than \$15,000 of fundraising event contributions and gross income on Form 990-EZ, lines 1 and 6b. List events with gross receipts greater than \$5,000.

Revenue			(a) Event #1	(b) Event #2	(c) Other events	(d) Total events (add col (a) through col (c))	
			<u>GALA</u>	<u>CHRISTMAS EVENT</u>	<u>11</u>		
			(event type)	(event type)	(total number)		
1	Gross receipts	. . .	34,547	4,482	12,491	51,520	
2	Less Contributions	. .					
3	Gross income (line 1 minus line 2)	. . .	34,547	4,482	12,491	51,520	
Direct Expenses	4	Cash prizes	. . .				
	5	Noncash prizes	. .				
	6	Rent/facility costs	. .				
	7	Food and beverages	.				
	8	Entertainment	. . .				
	9	Other direct expenses	.		743	743	
	10	Direct expense summary Add lines 4 through 9 in column (d) . . . . . ▶					(743)
	11	Net income summary Subtract line 10 from line 3, column (d) . . . . . ▶					50,777

Part III Gaming. Complete if the organization answered "Yes" to Form 990, Part IV, line 19, or reported more than \$15,000 on Form 990-EZ, line 6a.

		(a) Bingo	(b) Pull tabs/Instant bingo/progressive bingo	(c) Other gaming	(d) Total gaming (add col (a) through col (c))
Revenue	1	Gross revenue . . . . .			
	2	Cash prizes . . . . .			
Direct Expenses	3	Non-cash prizes . . . . .			
	4	Rent/facility costs . . . . .			
	5	Other direct expenses . . . . .			
	6	<div><input type="checkbox"/> Yes _____ % <input type="checkbox"/> No</div>	<div><input type="checkbox"/> Yes _____ % <input type="checkbox"/> No</div>	<div><input type="checkbox"/> Yes _____ % <input type="checkbox"/> No</div>	
	7	Direct expense summary Add lines 2 through 5 in column (d) . . . . . ▶			
	8	Net gaming income summary Subtract line 7 from line 1, column (d) . . . . . ▶			

9 Enter the state(s) in which the organization operates gaming activities \_\_\_\_\_

a Is the organization licensed to operate gaming activities in each of these states? . . . . . ☐ Yes ☐ No

b If "No," explain \_\_\_\_\_  
\_\_\_\_\_  
\_\_\_\_\_

10a Were any of the organization's gaming licenses revoked, suspended or terminated during the tax year? . . . . . ☐ Yes ☐ No

b If "Yes," explain \_\_\_\_\_  
\_\_\_\_\_  
\_\_\_\_\_

Does the organization operate gaming activities with nonmembers? ☐ Yes ☐ No

**12** Is the organization a grantor, beneficiary or trustee of a trust or a member of a partnership or other entity formed to administer charitable gaming? ☐ Yes ☐ No



<b>13</b> Indicate the percentage of gaming activity operated in		
<b>a</b> The organization's facility	<b>13a</b>	%
<b>b</b> An outside facility	<b>13b</b>	%

**14** Enter the name and address of the person who prepares the organization's gaming/special events books and records

Name  .....

Address  .....

**15a** Does the organization have a contract with a third party from whom the organization receives gaming revenue? ☐ Yes ☐ No


**b** If "Yes," enter the amount of gaming revenue received by the organization  \$ \_\_\_\_\_ and the amount of gaming revenue retained by the third party  \$ \_\_\_\_\_


**c** If "Yes," enter name and address of the third party

Name  .....

Address  .....

**16** Gaming manager information

Name  .....


Gaming manager compensation  \$ .....

Description of services provided  .....

☐ Director/officer ☐ Employee ☐ Independent contractor

**17** Mandatory distributions

**a** Is the organization required under state law to make charitable distributions from the gaming proceeds to retain the state gaming license? ☐ Yes ☐ No

**b** Enter the amount of distributions required under state law distributed to other exempt organizations or spent in the organization's own exempt activities during the tax year  \$ \_\_\_\_\_

**Part IV** **Supplemental Information.** Provide the explanations required by Part I, line 2b, columns (iii) and (v), and Part III, lines 9, 9b, 10b, 15b, 15c, 16, and 17b, as applicable. Also complete this part to provide any additional information (see instructions).

Return Reference	Explanation
------------------	-------------

**SCHEDULE O**  
(Form 990 or 990-EZ)Department of the Treasury  
Internal Revenue Service**Supplemental Information to Form 990 or 990-EZ****Complete to provide information for responses to specific questions on  
Form 990 or to provide any additional information.****▶ Attach to Form 990 or 990-EZ.****▶ Information about Schedule O (Form 990 or 990-EZ) and its instructions is at  
[www.irs.gov/form990](http://www.irs.gov/form990).**

OMB No 1545-0047

**2013****Open to Public  
Inspection**Name of the organization  
Scenicview Academy Inc**Employer identification number**

20-3604973

**990 Schedule O, Supplemental Information**

Return Reference	Explanation
Form 990, Part VI, Line 11b	The tax return is provided by the accountants, Whereupon the Executive Director reviews the return for accuracy
Form 990, Part VI, Line 12c	This policy covers all employees of the taxpayer Upon hire employees are required to read the staff manual which contains the ""Conflict of Interest"" policy Scenicview Academy r ecently reviewed the staff manual with staff since it made major updates Employees are ex pected to notify their supervisor of any outside work. The administration team discusses w hether or not there is any conflict between the employee's other job and SVA's job If the re were to be a conflict, SVA would ask the employee to choose betw een the two jobs If th ere is determined to be a conflict at any point in the decision making process, that emplo yee would be told they are not participating in the decision making process
Form 990, Part VI, Line 15a	Compensation of the CEO, Executive Director, or top managment official is computed using a combination of a payscale and a merit based program The final compensation is signed off by the Board of Trustees The compensation is evaluated annually, and was last determined in 2013
Form 990, Part VI, Line 15b	Compensation of the CEO, Executive Director, or top managment official is computed using a combination of a payscale and a merit based program The final compensation is signed off by the Board of Trustees The compensation is evaluated annually, and was last determined in 2013
Form 990, Part VI, Line 19	ScenicView Academy's governing documents, conflict of interest policy and financial statements are available to the public upon request
Form 990, Part VI, Line 8b	There are no committees with authority to act on behalf of the governing body

Description	Date Acquired	Date Sold	Gross Sales Price	Cost or Other Basis	Short-term Gain/Loss
2420. A E S CORP	08/09/2012	05/13/2013	31,317.72	28,193.00	3,124.72
312.3 ABERDEEN FDS EMRGN	02/14/2012	01/08/2013	4,974.94	4,481.50	493.44
313.869 ABERDEEN FDS EMRGN	02/14/2012	01/31/2013	4,999.93	4,504.02	495.91
206. ALLSTATE CORP	05/14/2012	05/13/2013	10,154.12	7,174.98	2,979.14
3404. ALTERA CORP	VAR	01/02/2013	120,808.99	123,395.19	-2,586.20
260. AMAZON COM INC	02/21/2012	01/02/2013	66,443.20	47,321.77	19,121.43
100. AMAZON COM INC	02/21/2012	01/08/2013	26,600.85	18,200.68	8,400.17
330. AMAZON COM INC	VAR	01/17/2013	89,313.58	59,682.17	29,631.41
26. AMAZON COM INC	03/05/2012	01/31/2013	6,961.86	4,690.30	2,271.56
151. AMAZON COM INC	03/05/2012	02/25/2013	39,986.79	27,239.84	12,746.95
3809. AMERICA MOVIL A D R	VAR	04/12/2013	78,719.97	97,195.61	-18,475.64
65. AMERICAN TOWER CORP	06/11/2012	01/02/2013	5,097.83	4,317.23	780.60
65. AMERICAN TOWER CORP	06/11/2012	01/08/2013	5,018.57	4,317.23	701.34
551. AMERICAN TOWER CORP	06/11/2012	01/17/2013	43,473.20	36,596.81	6,876.39
233. AMERICAN TOWER CORP	06/11/2012	01/31/2013	17,761.28	15,475.60	2,285.68
247. AMERICAN TOWER CORP	06/11/2012	02/25/2013	18,381.32	16,405.47	1,975.85
82. AMERICAN TOWER CORP	06/11/2012	04/12/2013	6,603.31	5,446.35	1,156.96
61. AMERICAN TOWER CORP	06/11/2012	05/13/2013	5,068.37	4,051.55	1,016.82
208. APOGEE ENTERPRISES INC	VAR	01/02/2013	5,100.77	2,979.50	2,121.27
143. APTAR GROUP INC	VAR	01/02/2013	6,892.56	7,634.00	-741.44
852. APTAR GROUP INC	05/21/2012	01/02/2013	41,066.16	43,139.40	-2,073.24
102. APTAR GROUP INC	05/21/2012	01/08/2013	5,214.14	5,164.58	49.56
120. ARM HLDGS PLC A D R	03/05/2012	01/31/2013	4,922.30	3,101.89	1,820.41
1772. ARM HLDGS PLC A D R	03/05/2012	02/25/2013	75,379.19	45,804.61	29,574.58
80. ARM HLDGS PLC A D R	03/29/2012	02/25/2013	3,403.12	2,270.34	1,132.78
2332. ASSOCIATED ESTATES RLTY	VAR	05/13/2013	42,254.67	36,080.44	6,174.23
142. ASTEC INDUSTRIES INC	05/21/2012	01/08/2013	4,867.15	4,100.95	766.20
211. ASTRONICS CORP	01/02/2013	01/08/2013	4,940.35	5,271.22	-330.87
.2 ASTRONICS CORP CL B	01/02/2013	11/01/2013	9.47	5.00	4.47
213. ATMOS ENERGY CORP	05/14/2012	05/13/2013	9,366.67	6,980.01	2,386.66
171. AXIALL CORP	08/22/2012	02/25/2013	9,536.71	6,612.88	2,923.83
592. AXIALL CORP	08/22/2012	05/13/2013	27,927.09	22,893.70	5,033.39
112. B M C SOFTWARE INC	04/12/2013	05/13/2013	5,074.82	5,020.74	54.08
250000. BERKSHIRE HATHWY					
Totals	02/14/2012	02/11/2013	250,000.00	254,431.50	-4,431.50

Description	Date Acquired	Date Sold	Gross Sales Price	Cost or Other Basis	Short-term Gain/Loss
52836.039 BLACKROCK EMERGING MKTS L S EQTY IS	VAR	01/02/2013	567,459.06	561,118.73	6,340.33
25273.883 BLACKROCK EMERGING MKTS L S EQTY IS	VAR	06/04/2013	270,936.03	266,940.34	3,995.69
3241.526 BLACKROCK EMERGING MKTS L S EQTY IS	10/19/2012	07/31/2013	34,749.16	34,198.10	551.06
3528.478 BLACKROCK EMERGING MKTS L S EQTY IS	01/08/2013	07/31/2013	37,825.28	37,578.29	246.99
13133.032 BLACKROCK EMERGING MKTS L S EQTY IS	01/17/2013	07/31/2013	140,786.10	140,260.78	525.32
236. BORG WARNER INC	03/05/2012	01/17/2013	17,840.68	19,528.52	-1,687.84
98. BORG WARNER INC	03/05/2012	02/25/2013	7,234.19	8,109.30	-875.11
754. BRINKER INTL INC	06/11/2012	01/02/2013	23,991.74	23,290.98	700.76
124. BUCKLE INC	VAR	02/25/2013	5,458.65	6,010.36	-551.71
63. BUCKLE INC	05/14/2012	02/25/2013	2,773.35	2,675.61	97.74
261. C J ENERGY SERVICES INC	05/13/2013	06/04/2013	4,938.03	4,897.67	40.36
237. C J ENERGY SERVICES INC	05/13/2013	09/05/2013	4,974.16	4,447.31	526.85
5893. CSX CORP	02/08/2012	01/02/2013	118,388.30	129,351.35	-10,963.05
282. CABELAS INC CL A	06/11/2012	05/13/2013	19,339.57	9,705.31	9,634.26
54. CACI INTERNATIONAL INC CL	05/14/2012	04/12/2013	3,023.39	2,528.82	494.57
187. CAMERON INTERNATIONAL CORP	02/02/2012	01/17/2013	11,017.94	9,935.40	1,082.54
69. CARBO CERAMICS INC	VAR	12/30/2013	7,956.94	6,157.77	1,799.17
64. CERNER CORPORATION	02/27/2012	01/17/2013	5,110.92	4,764.59	346.33
139. CERNER CORPORATION	02/27/2012	02/25/2013	12,074.51	10,348.09	1,726.42
122. COCHLEAR LTD UNSPON A D R	VAR	01/02/2013	5,066.54	3,830.64	1,235.90
1145. CONCHO RES INC	VAR	01/02/2013	92,788.84	111,021.33	-18,232.49
249. CONSOLIDATED EDISON INC	06/07/2012	02/25/2013	14,526.33	15,371.27	-844.94
194. CORPORATE OFFICE PPTYS TR	01/02/2013	01/08/2013	4,950.86	4,912.06	38.80
1109. CORPORATE OFFICE PPTYS TR	01/02/2013	05/13/2013	32,224.70	28,062.18	4,162.52
50. COSTCO WHSL CORP	01/02/2013	01/08/2013	5,081.38	5,039.00	42.38
255. COSTCO WHSL CORP	01/02/2013	01/17/2013	25,764.62	25,698.90	65.72
233. COSTCO WHSL CORP	01/02/2013	02/25/2013	23,533.96	23,481.74	52.22
105. CUBIC CORP	05/21/2012	01/02/2013	5,094.85	4,593.75	501.10
45. CUMMINS INC	03/05/2012	01/08/2013	5,007.59	5,366.51	-358.92
219. CUMMINS INC	03/05/2012	01/17/2013	24,880.29	26,117.02	-1,236.73
<b>Totals</b>					

Description	Date Acquired	Date Sold	Gross Sales Price	Cost or Other Basis	Short-term Gain/Loss
198. CUMMINS INC	03/05/2012	01/31/2013	22,795.33	23,612.65	-817.32
202. CUMMINS INC	VAR	02/25/2013	22,888.76	25,194.97	-2,306.21
111. D S T SYSTEMS INC	05/14/2012	05/13/2013	7,693.23	5,867.46	1,825.77
180. D T E ENERGY CO	VAR	01/02/2013	10,976.15	10,044.11	932.04
106. D T E ENERGY CO	VAR	01/02/2013	6,463.74	6,331.77	131.97
268. D T E ENERGY CO	10/19/2012	01/02/2013	16,342.27	16,476.53	-134.26
309. D T E ENERGY CO	10/19/2012	05/13/2013	21,573.92	18,997.20	2,576.72
1405. DELUXE CORP	VAR	01/02/2013	45,985.74	38,685.37	7,300.37
277. DICKS SPORTING GOODS INC	02/27/2012	01/17/2013	13,331.99	12,557.71	774.28
105. DICKS SPORTING GOODS INC	02/27/2012	01/31/2013	4,973.78	4,760.14	213.64
596. DICKS SPORTING GOODS INC	02/27/2012	02/25/2013	29,662.37	27,019.48	2,642.89
373. DISCOVERY COMMUNICATIONS INC CL A	03/05/2012	01/17/2013	25,106.99	17,713.73	7,393.26
5. DISCOVERY COMMUNICATIONS INC CL A	04/02/2012	01/17/2013	336.56	254.90	81.66
273. DOLLAR TREE INC	03/05/2012	02/25/2013	11,349.39	12,592.16	-1,242.77
191. DOMTAR CORP	04/12/2013	05/13/2013	14,054.45	14,667.71	-613.26
506.579 DRIEHAUS SELECT CREDIT FUND	02/14/2012	01/02/2013	5,015.13	5,070.86	-55.73
502.506 DRIEHAUS SELECT CREDIT FUND	02/14/2012	01/08/2013	5,004.96	5,030.08	-25.12
500.995 DRIEHAUS SELECT CREDIT FUND	02/14/2012	01/17/2013	5,009.95	5,014.96	-5.01
69. DRIL QUIP INC	05/21/2012	01/02/2013	5,113.47	4,278.69	834.78
66. DRIL QUIP INC	VAR	01/08/2013	5,009.29	4,341.78	667.51
64. DUN & BRADSTREET CORPORATION	01/02/2013	01/08/2013	5,091.08	4,999.65	91.43
548. DUN & BRADSTREET CORPORATION	01/02/2013	05/13/2013	51,225.89	42,809.49	8,416.40
1136. E M C CORPORATION	01/23/2012	01/17/2013	27,183.98	26,541.28	642.70
706. E M C CORPORATION	03/26/2012	02/25/2013	16,442.37	20,876.42	-4,434.05
196. EAGLE MATERIALS INC	08/06/2012	01/02/2013	12,116.44	7,793.90	4,322.54
79. EAGLE MATERIALS INC	08/06/2012	01/08/2013	5,082.78	3,141.42	1,941.36
2435. E BAY INC	06/04/2013	12/30/2013	131,710.75	127,913.96	3,796.79
444. ENERGEN CORP	08/06/2012	05/13/2013	22,182.63	22,870.44	-687.81
<b>Totals</b>					

Description	Date Acquired	Date Sold	Gross Sales Price	Cost or Other Basis	Short-term Gain/Loss
94. ENERGIZER HOLDINGS INC	05/14/2012	05/13/2013	9,349.97	6,998.30	2,351.67
157. F E I CO	10/12/2012	02/25/2013	9,870.36	8,036.03	1,834.33
66. F E I CO	10/12/2012	07/31/2013	5,135.37	3,378.20	1,757.17
170. FACEBOOK INC A	01/02/2013	01/08/2013	4,941.87	4,787.20	154.67
936. FACEBOOK INC A	01/02/2013	01/17/2013	28,182.79	26,357.76	1,825.03
5332. FACEBOOK INC A	01/02/2013	06/04/2013	124,774.08	150,149.12	-25,375.04
69. FEDERAL RLTY INVT TR SBI	05/14/2012	05/13/2013	8,056.95	6,989.70	1,067.25
1059. FIFTH THIRD BANCORP	VAR	02/25/2013	16,534.85	14,540.20	1,994.65
275. FIRST LONG ISLAND CORP	05/21/2012	05/13/2013	8,207.57	7,557.00	650.57
200. FLOWERS FOODS INC	05/21/2012	01/08/2013	4,939.99	3,925.04	1,014.95
147. FOOT LOCKER INC	01/02/2013	01/17/2013	4,917.19	4,629.02	288.17
221. FOOT LOCKER INC	01/02/2013	02/25/2013	7,404.79	6,959.27	445.52
698. FOOT LOCKER INC	01/02/2013	05/13/2013	25,228.64	21,979.95	3,248.69
53. FOSSIL INC	05/21/2012	01/08/2013	5,141.41	3,745.83	1,395.58
336. FOSSIL INC	05/21/2012	02/25/2013	33,841.46	23,747.13	10,094.33
50. FOSSIL INC	05/21/2012	04/12/2013	4,897.89	3,533.80	1,364.09
116. FOSTER L B CO CL A	05/21/2012	01/02/2013	5,156.09	3,238.79	1,917.30
115. FOSTER L B CO CL A	05/21/2012	01/08/2013	5,046.96	3,210.87	1,836.09
130. FRESH MARKET INC	VAR	01/02/2013	6,254.35	6,359.41	-105.06
389. GARDNER DENVER INC	08/22/2012	05/13/2013	29,214.13	24,088.82	5,125.31
109. GLOBAL PAYMENTS INC	01/02/2013	01/08/2013	4,997.53	4,989.38	8.15
1111. GLOBAL PAYMENTS INC	01/02/2013	05/13/2013	51,365.37	50,855.02	510.35
4. GOOGLE INC CL A	02/07/2012	01/17/2013	2,852.08	2,428.52	423.56
28. GOOGLE INC CL A	02/07/2012	01/31/2013	21,158.28	16,999.64	4,158.64
5. GOOGLE INC CL A	03/01/2012	02/25/2013	4,006.66	3,123.62	883.04
167. GORMAN RUPP CO	05/21/2012	01/02/2013	5,102.73	4,681.13	421.60
12. GULF IS FABRICATION INC	VAR	01/02/2013	298.82	321.18	-22.36
62. GULF IS FABRICATION INC	05/14/2012	01/02/2013	1,543.93	1,613.07	-69.14
134. GULF IS FABRICATION INC	05/21/2012	01/02/2013	3,336.85	3,541.11	-204.26
149. GULF IS FABRICATION INC	05/21/2012	01/08/2013	3,426.18	3,937.50	-511.32
66. GULF IS FABRICATION INC	10/19/2012	01/08/2013	1,517.63	1,734.93	-217.30
106. GULFMARK OFFSHORE INC CL A	VAR	06/04/2013	4,783.63	3,628.89	1,154.74
103. GULFMARK OFFSHORE INC CL A	01/02/2013	07/31/2013	5,089.17	3,574.98	1,514.19
11. GULFMARK OFFSHORE INC CL A	01/02/2013	09/05/2013	543.28	381.79	161.49
95. GULFMARK OFFSHORE INC CL A	05/13/2013	09/05/2013	4,691.96	4,302.44	389.52
Totals					

Description	Date Acquired	Date Sold	Gross Sales Price	Cost or Other Basis	Short-term Gain/Loss
302. HMS HLDGS CORP	VAR	01/31/2013	8,317.04	9,278.40	-961.36
398. HMS HLDGS CORP	VAR	01/31/2013	10,960.87	9,630.01	1,330.86
17. HMS HLDGS CORP	10/01/2012	01/31/2013	468.18	548.68	-80.50
329. HMS HLDGS CORP	VAR	02/25/2013	9,184.12	9,748.00	-563.88
902. HSBC HOLDINGS PLC SPONS A	10/01/2012	07/31/2013	51,148.64	42,799.90	8,348.74
391. HARMAN INTERNATIONAL	02/25/2013	05/13/2013	19,221.12	16,761.15	2,459.97
132. HARRIS TEETER SUPERMARKETS	05/21/2012	01/08/2013	4,877.49	4,993.10	-115.61
182. HARTFORD FINANCIAL SERVICES GRP INC					
1467. HARTFORD FINANCIAL SERVICES GRP INC	10/12/2012	04/12/2013	4,986.68	3,851.12	1,135.56
267. HAWKINS INC	10/12/2012	05/13/2013	43,575.52	31,041.72	12,533.80
174. HEXCEL CORP NEW	05/21/2012	01/08/2013	10,244.16	8,934.54	1,309.62
403. HEXCEL CORP NEW	03/05/2012	01/08/2013	4,903.29	4,188.18	715.11
7012. HOYA CORP A D R	VAR	02/25/2013	10,958.33	10,041.42	916.91
49. HUBBELL INC CL B	VAR	01/02/2013	138,483.90	158,693.96	-20,210.06
268. HUNT J B TRANS SVCS INC	10/12/2012	09/11/2013	5,095.91	4,126.22	969.69
87. HUNT J B TRANS SVCS INC	07/30/2012	01/17/2013	16,916.18	14,800.41	2,115.77
316. HUNT J B TRANS SVCS INC	07/30/2012	01/31/2013	5,852.36	4,804.61	1,047.75
83. ICU MED INC	07/30/2012	02/25/2013	21,098.33	17,451.22	3,647.11
75. ICU MED INC	05/21/2012	01/02/2013	5,117.66	4,360.99	756.67
180. INTL BUSINESS MACHINES	05/21/2012	05/13/2013	5,031.64	3,940.65	1,090.99
79. J & J SNACK FOODS CORP	07/10/2012	01/17/2013	34,921.52	33,779.29	1,142.23
3. JGC CORP UNSPONSORED A D R	05/21/2012	01/08/2013	4,998.09	4,308.26	689.83
83. JGC CORP UNSPONSORED A D R	03/05/2012	01/17/2013	181.80	175.65	6.15
411. JGC CORP UNSPONSORED A D R	03/09/2012	01/17/2013	5,029.69	5,398.05	-368.36
96. J P MORGAN CHASE & CO	01/02/2013	01/17/2013	24,906.04	26,339.10	-1,433.06
123. JARDEN CORP	06/04/2013	08/23/2013	5,014.23	5,206.20	-191.97
.5 JARDEN CORP	10/12/2012	02/25/2013	7,295.34	6,586.64	708.70
119. JARDEN CORP	10/12/2012	03/26/2013	21.70	17.85	3.85
75. JOY GLOBAL INC	10/12/2012	04/12/2013	5,187.09	4,248.29	938.80
243. JOY GLOBAL INC	03/05/2012	01/08/2013	5,019.71	6,155.13	-1,135.42
165. JOY GLOBAL INC	03/05/2012	01/17/2013	16,611.47	19,942.62	-3,331.15
258. JOY GLOBAL INC	03/05/2012	01/31/2013	10,413.08	13,541.29	-3,128.21
58. KANSAS CITY SOUTHERN	03/05/2012	02/25/2013	15,776.34	21,173.65	-5,397.31
Totals	01/02/2013	01/08/2013	4,931.62	4,974.39	-42.77

Description	Date Acquired	Date Sold	Gross Sales Price	Cost or Other Basis	Short-term Gain/Loss
556. KANSAS CITY SOUTHERN	01/02/2013	01/17/2013	48,560.95	47,685.51	875.44
72. KANSAS CITY SOUTHERN	01/02/2013	01/31/2013	6,685.06	6,175.10	509.96
200. KANSAS CITY SOUTHERN	01/02/2013	02/25/2013	19,572.16	17,153.06	2,419.10
46. KANSAS CITY SOUTHERN	01/02/2013	05/13/2013	5,125.66	3,945.20	1,180.46
55.99664 KOSS CORP	01/02/2013	01/08/2013	263.93	290.68	-26.75
693.00596 KOSS CORP	01/11/2013	01/31/2013	3,453.52	3,889.16	-435.64
7687. LI FUNG LTD A D R	VAR	02/25/2013	19,931.93	34,486.37	-14,554.44
17915. LI FUNG LTD A D R	VAR	02/25/2013	46,452.54	80,445.27	-33,992.73
270. LI FUNG LTD A D R	05/02/2012	02/25/2013	700.07	1,182.60	-482.53
5413. LI FUNG LTD A D R	05/14/2012	04/12/2013	14,019.35	20,569.40	-6,550.05
574. LENNAR CORP CL A	10/12/2012	02/25/2013	21,319.32	20,370.69	948.63
117. LIBERTY VENTURES SER A	10/19/2012	01/02/2013	8,091.24	6,171.50	1,919.74
99. LINCOLN ELEC HLDGS INC	05/14/2012	01/08/2013	4,998.70	4,849.81	148.89
930. LINCOLN ELEC HLDGS INC	VAR	04/12/2013	48,802.42	43,961.82	4,840.60
88. LINCOLN ELEC HLDGS INC	05/14/2012	05/13/2013	5,012.36	4,310.94	701.42
194. LUFKIN INDS INC	05/21/2012	04/12/2013	17,063.85	11,946.52	5,117.33
5874. MFA FINANCIAL INC	VAR	05/13/2013	53,160.85	47,445.00	5,715.85
517. MACYS INC	VAR	01/02/2013	19,692.13	19,974.96	-282.83
83. MARATHON PETROLEUM CORP	06/29/2012	01/08/2013	5,042.96	3,747.45	1,295.51
547. MARATHON PETROLEUM CORP	VAR	05/13/2013	41,608.26	30,527.52	11,080.74
78. MASTERCARD INC	02/07/2012	01/17/2013	40,895.26	30,607.20	10,288.06
35. MASTERCARD INC	02/07/2012	01/31/2013	18,145.34	13,734.00	4,411.34
523. METROPCS COMMUNICATIONS	01/02/2013	01/08/2013	4,811.75	5,130.58	-318.83
1646. METROPCS COMMUNICATIONS	01/02/2013	02/25/2013	16,271.16	16,147.10	124.06
118. MINE SAFETY APPLIANCES CO	06/07/2012	01/02/2013	5,123.68	4,854.26	269.42
86. MOSAIC CO	10/12/2012	01/08/2013	5,025.76	4,661.96	363.80
866. MOSAIC CO	10/12/2012	05/13/2013	52,720.89	46,944.82	5,776.07
163. NASDAQ OMX GROUP, INC	08/06/2012	02/25/2013	5,096.89	3,797.90	1,298.99
1031. NASDAQ OMX GROUP, INC	VAR	05/13/2013	31,508.30	25,695.24	5,813.06
73. NATIONAL PRESTO INDS INC	06/07/2012	01/08/2013	5,096.75	5,297.11	-200.36
491.153 LOOMIS SAYLES STRATEGIC					
ALPHA FUND Y	02/14/2012	01/02/2013	5,019.58	4,769.10	250.48
485.902 LOOMIS SAYLES STRATEGIC					
ALPHA FUND Y	02/14/2012	01/08/2013	5,004.79	4,718.11	286.68
Totals					

Description	Date Acquired	Date Sold	Gross Sales Price	Cost or Other Basis	Short-term Gain/Loss
483.085 LOOMIS SAYLES STRATEGIC ALPHA FUND Y	02/14/2012	01/17/2013	5,009.59	4,690.76	318.83
30841.294 LOOMIS SAYLES STRATEGIC ALPHA FUND Y	03/05/2012	02/25/2013	320,132.63	301,936.27	18,196.36
6072.336 LOOMIS SAYLES STRATEGIC ALPHA FUND Y	07/30/2012	06/04/2013	63,030.85	60,176.85	2,854.00
1229. NETGEAR INC	VAR	05/13/2013	38,603.37	39,395.40	-792.03
102.625 NEUBERGER BERMAN GENESIS INSTL FD	04/11/2012	01/02/2013	5,116.88	4,928.05	188.83
100.159 NEUBERGER BERMAN GENESIS INSTL FD	04/11/2012	01/08/2013	4,997.93	4,809.64	188.29
281.437 NEUBERGER BERMAN GENESIS INSTL FD	VAR	01/17/2013	14,302.63	13,705.34	597.29
506.95 NEUBERGER BERMAN GENESIS INSTL FD	05/02/2012	01/17/2013	25,763.20	25,241.02	522.18
262.203 NEUBERGER BERMAN GENESIS INSTL FD	05/14/2012	01/17/2013	13,325.16	12,556.90	768.26
415.967 NEUBERGER BERMAN LONG SH INS	02/25/2013	05/13/2013	4,983.28	4,754.50	228.78
3089.82 NEUBERGER BERMAN LONG SH INS	02/25/2013	06/04/2013	36,768.86	35,316.64	1,452.22
414.244 NEUBERGER BERMAN LONG SH INS	02/25/2013	07/31/2013	4,991.64	4,734.81	256.83
417.705 NEUBERGER BERMAN LONG SH INS	02/25/2013	08/23/2013	5,004.11	4,774.37	229.74
11252.479 NEUBERGER BERMAN LONG SH INS	02/25/2013	09/05/2013	135,029.75	128,615.83	6,413.92
411.856 NEUBERGER BERMAN LONG SH INS	02/25/2013	09/11/2013	5,008.17	4,707.51	300.66
225. NEWELL RUBBERMAID INC	06/11/2012	01/08/2013	4,952.24	4,128.73	823.51
2238. NEWELL RUBBERMAID INC	VAR	05/13/2013	61,272.37	43,901.59	17,370.78
244. NOKIAN TYRES OYJ UNSPON A	02/28/2012	01/08/2013	4,904.29	6,081.19	-1,176.90
53. NUCOR CORP	03/05/2012	01/08/2013	2,388.66	2,245.61	143.05
57. NUCOR CORP	03/29/2012	01/08/2013	2,568.93	2,413.35	155.58
682. NUCOR CORP	VAR	05/13/2013	30,705.54	29,446.20	1,259.34
<b>Totals</b>					

Description	Date Acquired	Date Sold	Gross Sales Price	Cost or Other Basis	Short-term Gain/Loss
4276.463 NUVEEN REAL ESTATE SECS	08/23/2013	12/30/2013	84,673.95	90,320.08	-5,646.13
219. O REILLY AUTOMOTIVE INC	VAR	02/25/2013	22,311.21	20,590.24	1,720.97
88. OCEANEERING INTERNATIONAL	09/05/2012	01/08/2013	4,941.96	4,745.80	196.16
11. OCEANEERING INTERNATIONAL	09/05/2012	04/12/2013	704.09	593.22	110.87
66. OCEANEERING INTERNATIONAL	09/12/2012	04/12/2013	4,224.56	3,720.29	504.27
146. OCWEN FINANCIAL	VAR	02/25/2013	5,415.01	2,323.64	3,091.37
711. OCWEN FINANCIAL	VAR	05/13/2013	30,108.04	15,223.94	14,884.10
234. OIL STATES INTERNATIONAL	VAR	05/13/2013	23,127.62	16,877.73	6,249.89
134. OMNICARE INC	VAR	01/08/2013	5,039.70	4,619.77	419.93
37. OMNICARE INC	VAR	01/31/2013	1,435.96	1,305.67	130.29
91. OMNICARE INC	05/14/2012	01/31/2013	3,531.66	3,208.61	323.05
100. OMNICARE INC	05/14/2012	02/25/2013	3,708.92	3,525.95	182.97
31. OMNICARE INC	01/02/2013	02/25/2013	1,149.76	1,126.23	23.53
632. OMNICARE INC	01/02/2013	05/13/2013	28,606.01	22,960.56	5,645.45
153. PANERA BREAD COMPANY CL A	06/04/2012	04/12/2013	28,108.77	21,217.32	6,891.45
340. PERRIGO CO	03/05/2012	01/17/2013	35,390.31	35,802.51	-412.20
45. PIONEER NAT RES CO	03/05/2012	01/08/2013	5,044.08	4,749.68	294.40
384. PIONEER NAT RES CO	03/05/2012	01/17/2013	43,970.20	40,530.62	3,439.58
121. POWELL INDS INC	08/22/2012	01/02/2013	5,137.36	4,666.31	471.05
71. PRECISION CASTPARTS CORP	02/14/2012	01/17/2013	13,105.59	12,077.10	1,028.49
150. PRECISION CASTPARTS CORP	02/14/2012	01/31/2013	27,622.48	25,515.00	2,107.48
100. PRICELINE COM INC	02/24/2012	01/17/2013	66,980.49	59,554.99	7,425.50
1160. PRINCIPAL FINANCIAL GROUP	VAR	01/02/2013	33,326.17	30,614.69	2,711.48
372.296 ROBECO BOSTON PARTNERS					
L S RSRCH	02/25/2013	07/31/2013	5,014.83	4,657.42	357.41
2657. R F MICRO DEVICES INC	01/02/2013	05/13/2013	14,925.62	12,434.50	2,491.12
66. RACKSPACE HOSTING INC	01/02/2013	01/08/2013	5,104.32	5,031.23	73.09
455. RACKSPACE HOSTING INC	01/02/2013	01/17/2013	35,155.70	34,685.01	470.69
186. RACKSPACE HOSTING INC	01/02/2013	02/25/2013	10,209.31	14,178.93	-3,969.62
1341. RACKSPACE HOSTING INC	01/02/2013	06/04/2013	47,946.62	102,225.50	-54,278.88
2403. RED HAT INC	VAR	01/02/2013	129,999.62	126,903.75	3,095.87
330. ROSS STORES INC	10/12/2012	04/12/2013	21,202.02	20,410.40	791.62
SPDR GOLD SHARES ETF	04/26/2012	12/31/2013	393.74	409.41	-15.67
SPDR GOLD SHARES ETF	10/12/2012	12/31/2013	13.72	16.56	-2.84
SPDR GOLD SHARES ETF	10/19/2012	12/31/2013	15.17	18.16	-2.99
<b>Totals</b>					

Description	Date Acquired	Date Sold	Gross Sales Price	Cost or Other Basis	Short-term Gain/Loss
. SPDR GOLD SHARES ETF	01/02/2013	12/31/2013	649.92	778.68	-128.76
. SPDR GOLD SHARES ETF	04/12/2013	12/31/2013	215.96	245.78	-29.82
. SPDR GOLD SHARES ETF	07/31/2013	12/31/2013	153.29	155.48	-2.19
121. SPDR DJ WILSHIRE INTERNATIONAL	02/09/2012	01/02/2013	5,032.49	4,358.02	674.47
122. SPDR DJ WILSHIRE INTERNATIONAL	02/09/2012	01/08/2013	4,983.94	4,394.04	589.90
120. SPDR DJ WILSHIRE INTERNATIONAL	02/09/2012	01/17/2013	4,958.33	4,322.00	636.33
1497. SPDR DJ WILSHIRE INTERNATIONAL	04/11/2012	01/17/2013	61,855.10	53,946.49	7,908.61
120. SPDR DJ WILSHIRE INTERNATIONAL	02/09/2012	01/31/2013	4,986.02	4,322.00	664.02
30. SALESFORCE COM INC	02/27/2012	01/02/2013	5,084.88	4,307.99	776.89
30. SALESFORCE COM INC	02/27/2012	01/08/2013	5,114.88	4,307.99	806.89
215. SALESFORCE COM INC	02/27/2012	01/17/2013	37,176.22	30,873.91	6,302.31
91. SALESFORCE COM INC	02/27/2012	01/31/2013	15,683.49	13,067.56	2,615.93
64. SALESFORCE COM INC	02/27/2012	02/25/2013	10,647.33	9,190.37	1,456.96
196. SAUER-DANFOSS INC. COMMON STOCK	07/19/2012	01/02/2013	10,439.21	7,262.78	3,176.43
61. SCHEIN HENRY INC	01/02/2013	01/08/2013	5,039.73	5,011.31	28.42
252.267 LAUDUS INTL MARKETMASTE RS FUND SEL	02/21/2012	01/02/2013	5,088.23	4,649.28	438.95
249.124 LAUDUS INTL MARKETMASTE RS FUND SEL	02/21/2012	01/08/2013	4,972.52	4,591.36	381.16
247.399 LAUDUS INTL MARKETMASTE RS FUND SEL	02/21/2012	01/17/2013	5,049.41	4,559.56	489.85
7455.318 LAUDUS INTL MARKETMASTE RS FUND SEL	02/21/2012	01/31/2013	153,877.76	137,401.51	16,476.25
347. SERVICE CORP INTL	01/02/2013	01/08/2013	4,969.09	4,911.65	57.44
1175. SERVICE CORP INTL	01/02/2013	05/13/2013	19,987.36	16,631.65	3,355.71
97. SIGMA ALDRICH CORP	08/23/2013	09/05/2013	8,120.69	8,139.29	-18.60
450. JM SMUCKER CO THE	08/22/2012	05/13/2013	46,726.19	37,808.91	8,917.28
635. SOLARWINDS INC	VAR	01/02/2013	34,474.01	24,837.24	9,636.77
225. SONOVA HOLDING UNSPON ADR	02/15/2012	01/02/2013	5,017.38	5,026.56	-9.18
<b>Totals</b>					

Description	Date Acquired	Date Sold	Gross Sales Price	Cost or Other Basis	Short-term Gain/Loss
262. SPAN AMERICA MEDICAL SYS	05/21/2012	01/08/2013	4,899.31	4,697.27	202.04
124. STARBUCKS CORP	02/21/2012	01/17/2013	6,773.98	6,042.51	731.47
445. STARBUCKS CORP	05/30/2012	01/17/2013	24,309.84	24,467.52	-157.68
89. STARBUCKS CORP	02/21/2012	01/31/2013	4,960.19	4,336.96	623.23
161. STARWOOD PROPERTY TRUST	05/14/2012	05/13/2013	4,429.93	3,310.64	1,119.29
254. SYMANTEC CORP	10/12/2012	01/08/2013	4,912.37	4,551.56	360.81
920. SYMANTEC CORP	VAR	05/13/2013	22,129.46	16,195.49	5,933.97
13875.968 TCW EMERGING MARKETS	02/25/2013	04/12/2013	129,879.06	129,378.66	500.40
454.539 TCW EMERGING MARKETS					
455.782 TCW EMERGING MARKETS	03/05/2012	01/31/2013	5,004.47	4,645.70	358.77
LOCAL CCY INC I					
455.782 TCW EMERGING MARKETS	03/05/2012	02/25/2013	4,977.14	4,658.40	318.74
LOCAL CCY INC I					
20516.765 TCW EMERGING MARKETS					
LOCAL CCY INC I	08/27/2012	07/31/2013	203,115.97	205,946.62	-2,830.65
212. TERADATA CORP DEL	02/09/2012	01/17/2013	14,025.62	13,662.51	363.11
75. TERADATA CORP DEL	02/09/2012	01/31/2013	4,994.13	4,833.43	160.70
292. TOOTSIE ROLL INDS INC	10/12/2012	01/02/2013	7,767.40	7,796.25	-28.85
109. TRIUMPH GROUP INC	05/14/2012	05/13/2013	8,003.40	6,985.70	1,017.70
451.665 TURNER SPECTRUM FUND	02/23/2012	01/17/2013	5,013.48	5,054.13	-40.65
16979.39 TURNER SPECTRUM FUND					
INSTL	VAR	01/31/2013	189,659.79	189,345.96	313.83
21912.71 TURNER SPECTRUM FUND					
INSTL	VAR	02/25/2013	242,354.56	244,330.40	-1,975.84
37320.438 TURNER SPECTRUM FUND	VAR	02/25/2013	412,764.04	414,170.82	-1,406.78
20760.546 TURNER SPECTRUM FUND	07/30/2012	02/25/2013	229,611.64	227,120.37	2,491.27
13741.622 TURNER SPECTRUM FUND	VAR	04/12/2013	152,257.17	148,935.32	3,321.85
450.444 TURNER SPECTRUM FUND	08/09/2012	05/13/2013	5,004.43	4,873.80	130.63
451.665 TURNER SPECTRUM FUND	08/09/2012	06/04/2013	4,990.90	4,887.02	103.88
9850.606 TURNER SPECTRUM FUND	10/01/2012	06/04/2013	108,849.20	107,470.11	1,379.09
449.634 TURNER SPECTRUM FUND	08/09/2012	07/31/2013	5,017.92	4,865.04	152.88
47647.741 TURNER SPECTRUM FUND	10/01/2012	07/31/2013	531,748.79	519,836.86	11,911.93
28201.174 TURNER SPECTRUM FUND	10/01/2012	08/23/2013	318,109.24	307,674.81	10,434.43
328. U G I CORP	01/02/2013	05/13/2013	13,195.14	10,928.79	2,266.35
135. ULTA SALON COSMETICS & FRAGRANCE					
<b>Totals</b>	06/07/2012	01/02/2013	13,655.41	12,777.28	878.13

Description	Date Acquired	Date Sold	Gross Sales Price	Cost or Other Basis	Short-term Gain/Loss
480. UNI CHARM CORPORATION A D	03/05/2012	01/02/2013	4,963.08	4,944.96	18.12
868. UNIT CORP	VAR	01/02/2013	39,910.10	37,778.72	2,131.38
61. UNITED TECHNOLOGIES CORP	02/07/2012	01/02/2013	5,080.00	4,903.52	176.48
60. UNITED TECHNOLOGIES CORP	02/07/2012	01/08/2013	5,018.93	4,823.13	195.80
264. UNITED TECHNOLOGIES CORP	02/07/2012	01/17/2013	22,761.70	21,221.77	1,539.93
343. UNIVERSAL HEALTH SVCS INC CL B					
	08/27/2012	05/13/2013	23,135.82	13,699.80	9,436.02
153. VISA INC	02/24/2012	01/17/2013	24,465.42	18,008.10	6,457.32
33. VISA INC	02/24/2012	01/31/2013	5,207.68	3,884.10	1,323.58
69. WPP PLCSPONSORED A D R	03/05/2012	01/02/2013	5,150.74	4,459.25	691.49
68. WPP PLC SPONSORED A D R	03/05/2012	01/08/2013	4,941.82	4,394.62	547.20
127. WALTER ENERGY INC	01/02/2013	01/08/2013	4,937.70	4,658.35	279.35
818. WALTER ENERGY INC	01/02/2013	04/12/2013	19,441.21	30,004.15	-10,562.94
239. WERNER ENTERPRISES INC	05/21/2012	04/12/2013	5,602.03	5,553.40	48.63
231. WHOLE FOODS MKT INC	06/29/2012	02/25/2013	19,716.23	21,872.63	-2,156.40
50. WHOLE FOODS MKT INC	06/29/2012	05/13/2013	5,089.88	4,734.33	355.55
170. WYNDHAM WORLDWIDE CORP	VAR	01/02/2013	9,365.09	7,816.06	1,549.03
2. WYNDHAM WORLDWIDE CORP	05/02/2012	01/02/2013	110.18	102.98	7.20
55. WYNDHAM WORLDWIDE CORP	05/14/2012	01/02/2013	3,029.88	2,807.72	222.16
94. WYNDHAM WORLDWIDE CORP	05/14/2012	01/08/2013	5,266.24	4,798.66	467.58
182. WYNN RESORTS LTD	02/09/2012	01/17/2013	22,375.04	19,670.09	2,704.95
416. XINYI GLASS HOLDINGS LTS A D R					
	01/17/2013	10/01/2013	7,633.47	5,628.48	2,004.99
266. XINYI GLASS HOLDINGS LTS A D R					
	01/17/2013	10/07/2013	4,886.33	3,598.98	1,287.35
494. ENERGY XXI LTD	VAR	05/13/2013	12,052.39	16,296.61	-4,244.22
76. ACCENTURE PLC CL A	02/21/2012	01/02/2013	5,173.24	4,447.92	725.32
73. ACCENTURE PLC CL A	02/21/2012	01/08/2013	5,059.56	4,272.34	787.22
548. ACCENTURE PLC CL A	02/21/2012	01/17/2013	38,342.97	32,071.81	6,271.16
69. ACCENTURE PLC CL A	02/21/2012	01/31/2013	4,978.27	4,038.24	940.03
1372. MARVELL TECHNOLOGY GROUP	03/26/2012	01/02/2013	10,056.67	21,919.21	-11,862.54
63. RENAISSANCE RE HOLDINGS	05/14/2012	01/08/2013	5,032.95	4,964.40	68.55
475. RENAISSANCE RE HOLDINGS	VAR	05/13/2013	42,786.18	36,693.09	6,093.09
275. QIAGEN NV	03/05/2012	01/02/2013	5,110.15	4,160.75	949.40
7594. QIAGEN NV	VAR	01/17/2013	144,683.71	129,402.27	15,281.44
<b>Totals</b>			9925586.00	9550545.00	375,041.00

Description	Date Acquired	Date Sold	Gross Sales Price	Cost or Other Basis	Long-term Gain/Loss
28% RATE CAPITAL GAINS (LOSSES)					
38. SPDR GOLD SHARES ETF	11/29/2004	08/23/2013	5,121.93	1,710.11	3,411.82
37. SPDR GOLD SHARES ETF	11/29/2004	09/05/2013	4,900.56	1,665.12	3,235.44
212. SPDR GOLD SHARES ETF	VAR	09/05/2013	28,078.93	12,263.36	15,815.57
34. SPDR GOLD SHARES ETF	08/27/2008	09/05/2013	4,503.23	2,765.82	1,737.41
. SPDR GOLD SHARES ETF	11/29/2004	12/31/2013	30.76	9.78	20.98
. SPDR GOLD SHARES ETF	01/04/2006	12/31/2013	75.47	28.17	47.30
. SPDR GOLD SHARES ETF	07/08/2008	12/31/2013	11.48	7.29	4.19
. SPDR GOLD SHARES ETF	08/27/2008	12/31/2013	170.83	101.81	69.02
. SPDR GOLD SHARES ETF	08/19/2009	12/31/2013	23.59	15.79	7.80
. SPDR GOLD SHARES ETF	10/14/2009	12/31/2013	102.02	77.74	24.28
. SPDR GOLD SHARES ETF	11/19/2009	12/31/2013	23.59	19.06	4.53
. SPDR GOLD SHARES ETF	06/23/2010	12/31/2013	35.38	31.04	4.34
. SPDR GOLD SHARES ETF	02/24/2011	12/31/2013	283.09	285.37	-2.28
. SPDR GOLD SHARES ETF	04/26/2012	12/31/2013	693.77	872.99	-179.22
. SPDR GOLD SHARES ETF	10/12/2012	12/31/2013	3.98	5.55	-1.57
. SPDR GOLD SHARES ETF	10/19/2012	12/31/2013	2.53	3.49	-0.96
TOTAL 28% RATE CAPITAL GAINS (LOSSES)			44,061.00	19,862.00	24,199.00
OTHER CAPITAL GAINS (LOSSES)					
313.869 ABERDEEN FDS EMRGN	02/14/2012	02/25/2013	4,943.44	4,504.02	439.42
313.672 ABERDEEN FDS EMRGN	02/14/2012	04/12/2013	4,952.88	4,501.19	451.69
325.728 ABERDEEN FDS EMRGN	02/14/2012	06/04/2013	4,996.67	4,674.20	322.47
42718.379 ABERDEEN FDS EMRGN	VAR	09/11/2013	628,814.54	622,224.92	6,589.62
212. ALLSTATE CORP	VAR	05/13/2013	10,449.87	6,961.95	3,487.92
572. AMAZON COM INC	03/05/2012	06/04/2013	151,326.31	103,186.69	48,139.62
33. AMAZON COM INC	03/05/2012	09/11/2013	9,860.88	5,953.08	3,907.80
2314. AMERICA MOVIL A D R	VAR	04/12/2013	47,823.05	51,795.47	-3,972.42
87. AMERICAN EXPRESS CO	05/10/2001	01/02/2013	5,087.68	3,251.65	1,836.03
84. AMERICAN EXPRESS CO	05/10/2001	01/08/2013	5,031.53	3,139.53	1,892.00
428. AMERICAN EXPRESS CO	VAR	01/17/2013	25,987.57	14,185.20	11,802.37
Totals					

Description	Date Acquired	Date Sold	Gross Sales Price	Cost or Other Basis	Long-term Gain/Loss
357. AMERICAN EXPRESS CO	04/17/2003	02/25/2013	22,415.52	11,546.65	10,868.87
82. AMERICAN EXPRESS CO	04/17/2003	04/12/2013	5,359.40	2,652.17	2,707.23
478. AMERICAN EXPRESS CO	04/17/2003	05/13/2013	33,211.46	15,460.23	17,751.23
555. AMERIPRISE FINL INC	VAR	05/13/2013	43,773.03	22,454.17	21,318.86
75. AMPHENOL CORP CL A	08/06/2009	01/08/2013	4,989.63	2,488.37	2,501.26
660. AMPHENOL CORP CL A	VAR	01/17/2013	45,079.63	22,915.32	22,164.31
115. AMPHENOL CORP CL A	11/19/2009	01/31/2013	7,775.10	4,853.46	2,921.64
410. AMPHENOL CORP CL A	05/25/2010	01/31/2013	27,719.89	16,622.02	11,097.87
18. AMPHENOL CORP CL A	06/23/2010	01/31/2013	1,216.97	749.71	467.26
179. AMPHENOL CORP CL A	06/23/2010	02/25/2013	12,545.78	7,455.44	5,090.34
67. AMPHENOL CORP CL A	VAR	04/12/2013	4,929.74	3,315.06	1,614.68
63. AMPHENOL CORP CL A	VAR	05/13/2013	5,013.42	3,350.34	1,663.08
440. AMPHENOL CORP CL A	VAR	10/07/2013	33,465.81	25,452.39	8,013.42
188. APOGEE ENTERPRISES INC	06/04/2012	07/31/2013	4,991.31	2,688.04	2,303.27
1654. ARM HLDGS PLC A D R	VAR	07/31/2013	66,173.07	45,540.77	20,632.30
834. ARM HLDGS PLC A D R	05/14/2012	07/31/2013	33,366.59	19,656.13	13,710.46
766. ARM HLDGS PLC A D R	07/10/2012	07/31/2013	30,646.06	17,158.40	13,487.66
252. ARM HLDGS PLC A D R	07/10/2012	09/11/2013	11,841.77	5,644.80	6,196.97
236. ATMOS ENERGY CORP	VAR	05/13/2013	10,378.08	7,435.37	2,942.71
21. ATRION CORPORATION	VAR	09/05/2013	4,976.49	4,288.51	687.98
235. B G GROUP P L C A D R	09/24/2008	01/02/2013	3,872.71	5,018.86	-1,146.15
68. B G GROUP P L C A D R	08/19/2009	01/02/2013	1,120.62	1,163.48	-42.86
105. BALCHEM CORP	05/21/2012	09/05/2013	5,130.13	3,248.70	1,881.43
250000. BMO 18MO 150% FEM					
9/16/13					
63. BORG WARNER INC	03/13/2012	09/16/2013	250,000.00	250,000.00	NONE
161. BORG WARNER INC	VAR	09/05/2013	6,267.84	5,261.96	1,005.88
217. BROADRIDGE FINANCIAL	VAR	09/11/2013	15,875.94	13,215.10	2,660.84
SOLUTIONS INC	01/04/2011	01/17/2013	5,001.84	4,781.81	220.03
1122. BROADRIDGE FINANCIAL					
SOLUTIONS INC	VAR	05/13/2013	29,081.91	25,140.97	3,940.94
60. CACI INTERNATIONAL INC CL	VAR	04/12/2013	3,359.32	3,678.52	-319.20
177. CACI INTERNATIONAL INC CL	VAR	07/31/2013	11,835.96	7,797.72	4,038.24
74. CACI INTERNATIONAL INC CL	06/04/2012	08/23/2013	5,050.41	3,071.74	1,978.67
507. CACI INTERNATIONAL INC CL	06/04/2012	10/01/2013	34,995.42	21,045.57	13,949.85
<b>Totals</b>					

Description	Date Acquired	Date Sold	Gross Sales Price	Cost or Other Basis	Long-term Gain/Loss
79. CAMERON INTERNATIONAL CORP	02/02/2012	02/25/2013	5,034.55	4,197.31	837.24
78. CAMERON INTERNATIONAL CORP	02/02/2012	04/12/2013	4,854.61	4,144.18	710.43
3395. CAMERON INTERNATIONAL CORP	VAR	12/30/2013	200,234.29	179,053.37	21,180.92
86. CERNER CORPORATION	02/27/2012	04/12/2013	8,201.72	6,402.42	1,799.30
40. CUMMINS INC	03/15/2012	08/23/2013	5,017.91	5,090.61	-72.70
40. CUMMINS INC	03/15/2012	09/05/2013	5,113.51	5,090.61	22.90
38. CUMMINS INC	03/15/2012	10/01/2013	5,054.82	4,836.08	218.74
44. D S T SYSTEMS INC	VAR	05/13/2013	3,049.57	2,401.76	647.81
401. DICKS SPORTING GOODS INC	02/27/2012	12/13/2013	22,327.29	18,179.21	4,148.08
2452. DICKS SPORTING GOODS INC	VAR	12/30/2013	141,612.05	112,975.53	28,636.52
147. DISCOVERY COMMUNICATIONS INC CL A	VAR	09/05/2013	11,399.65	7,665.78	3,733.87
101. DISCOVERY COMMUNICATIONS INC CL A	04/11/2012	09/05/2013	7,832.41	5,126.76	2,705.65
23. DISCOVERY COMMUNICATIONS INC CL A	05/14/2012	09/05/2013	1,783.63	1,181.05	602.58
65. DISCOVERY COMMUNICATIONS INC CL A	05/14/2012	09/11/2013	5,078.36	3,337.75	1,740.61
259. DOLLAR TREE INC	03/05/2012	08/23/2013	13,822.84	11,946.41	1,876.43
118. DONALDSON CO INC	03/05/2012	09/11/2013	4,455.64	4,275.14	180.50
14. DONALDSON CO INC	04/02/2012	09/11/2013	528.63	504.56	24.07
11057.597 DRIEHAUS SELECT CREDIT FUND	02/14/2012	02/25/2013	111,128.85	110,686.54	442.31
491.152 DRIEHAUS SELECT CREDIT FUND	02/14/2012	05/13/2013	4,990.10	4,916.43	73.67
494.065 DRIEHAUS SELECT CREDIT FUND	02/14/2012	08/23/2013	4,999.94	4,945.59	54.35
494.553 DRIEHAUS SELECT CREDIT FUND	02/14/2012	09/05/2013	4,999.93	4,950.48	49.45
494.064 DRIEHAUS SELECT CREDIT FUND	02/14/2012	09/11/2013	4,994.99	4,945.58	49.41
498.498 DRIEHAUS SELECT CREDIT FUND	02/14/2012	10/01/2013	5,024.86	4,989.97	34.89
14860.995 DRIEHAUS SELECT CREDIT FUND	VAR	10/07/2013	150,096.05	150,010.24	85.81
<b>Totals</b>					

Description	Date Acquired	Date Sold	Gross Sales Price	Cost or Other Basis	Long-term Gain/Loss
1061. E M C CORPORATION	01/23/2012	01/31/2013	26,184.89	24,788.99	1,395.90
656. E M C CORPORATION	01/23/2012	02/25/2013	15,277.90	15,326.65	-48.75
5953. E M C CORPORATION	VAR	12/30/2013	149,000.99	174,042.11	-25,041.12
80. ENERGIZER HOLDINGS INC	VAR	05/13/2013	7,957.42	5,961.87	1,995.55
68. ERIE INDEMNITY CO	05/21/2012	09/05/2013	5,073.39	4,764.07	309.32
124. ERIE INDEMNITY CO	05/21/2012	10/07/2013	8,782.76	8,687.43	95.33
183. ESPEY MFG & ELECTRONICS	05/21/2012	08/23/2013	4,933.61	4,623.29	310.32
75. FEDERAL RLTY INVT TR SBI	VAR	05/13/2013	8,757.56	7,309.92	1,447.64
218. FLOWERS FOODS INC	05/21/2012	07/31/2013	4,984.57	2,852.20	2,132.37
238. FLOWERS FOODS INC	05/21/2012	09/05/2013	4,998.15	3,113.86	1,884.29
136. GOLDMAN SACHS GROUP INC	08/26/2010	01/17/2013	19,088.67	19,634.82	-546.15
11. GOLDMAN SACHS GROUP INC	08/25/2010	01/31/2013	1,619.61	1,587.35	32.26
77. GOLDMAN SACHS GROUP INC	VAR	01/31/2013	11,337.27	11,280.97	56.30
48. GOLDMAN SACHS GROUP INC	03/17/2011	01/31/2013	7,067.38	7,421.81	-354.43
133. GOLDMAN SACHS GROUP INC	03/17/2011	02/25/2013	20,029.32	20,564.61	-535.29
7. GOOGLE INC CL A	01/15/2009	01/08/2013	5,125.35	2,015.50	3,109.85
56. GOOGLE INC CL A	VAR	01/17/2013	39,929.06	31,371.91	8,557.15
65. GOOGLE INC CL A	05/16/2011	01/17/2013	46,346.24	33,988.29	12,357.95
68. GOOGLE INC CL A	02/07/2012	02/25/2013	54,490.58	41,284.84	13,205.74
36. GOOGLE INC CL A	03/01/2012	06/04/2013	30,994.74	22,490.05	8,504.69
20. GOOGLE INC CL A	03/01/2012	07/31/2013	17,768.03	12,494.47	5,273.56
969. HSBC HOLDINGS PLC SPONS A	VAR	07/31/2013	54,947.94	42,755.54	12,192.40
575. HARRIS TEETER SUPERMARKETS	05/21/2012	07/31/2013	28,255.98	21,750.23	6,505.75
100. JACK HENRY & ASSOCIATES	08/17/2012	09/05/2013	5,064.31	3,777.03	1,287.28
72. ICU MED INC	05/21/2012	09/05/2013	5,122.71	3,783.02	1,339.69
149. INTL BUSINESS MACHINES	07/10/2012	09/05/2013	27,412.54	27,961.74	-549.20
27. INTL BUSINESS MACHINES	07/10/2012	09/11/2013	5,138.55	5,066.89	71.66
332. INTL BUSINESS MACHINES	07/10/2012	12/30/2013	61,798.10	62,304.02	-505.92
9852. ISHARES IBOXX HIGH YIELD	VAR	11/05/2013	913,172.88	891,491.64	21,681.24
.6 ITAU UNIBANCO HOLDINGS SA					
A D R	03/05/2012	06/12/2013	8.51	11.62	-3.11
78. J & J SNACK FOODS CORP	05/21/2012	09/05/2013	5,955.19	4,253.72	1,701.47
66. J & J SNACK FOODS CORP	05/21/2012	09/11/2013	5,095.35	3,599.30	1,496.05
1800. JOY GLOBAL INC	03/05/2012	06/04/2013	96,829.67	147,723.12	-50,893.45
222. K M G CHEMICALS INC	03/26/2012	07/31/2013	4,948.65	4,202.75	745.90
<b>Totals</b>					

Description	Date Acquired	Date Sold	Gross Sales Price	Cost or Other Basis	Long-term Gain/Loss
192. KIRBY CORP	05/21/2012	10/01/2013	16,883.22	10,625.99	6,257.23
38124. LI FUNG LTD A D R	VAR	08/23/2013	113,287.28	154,662.15	-41,374.87
2537. LVMH MOET HENNESSY LOU VUITT A D R	VAR	10/07/2013	99,492.79	67,069.27	32,423.52
907. LAKELAND INDUSTRIES INC	05/22/2012	10/07/2013	4,773.54	7,319.49	-2,545.95
1903. LIBERTY INTERACTIVE CORPORATION					
152. LINCOLN ELEC HLDGS INC	03/05/2012	05/13/2013	43,927.29	31,476.43	12,450.86
364. LULULEMON ATHLETICA INC	05/14/2012	12/30/2013	10,887.52	7,446.18	3,441.34
63. LULULEMON ATHLETICA INC	02/14/2012	02/25/2013	24,523.37	23,826.71	696.66
215. LULULEMON ATHLETICA INC	02/14/2012	05/13/2013	5,014.68	4,123.85	890.83
100. MFA FINANCIAL INC	02/14/2012	07/31/2013	14,931.49	14,073.47	858.02
142. MARSH MCLENNAN COS INC	05/02/2012	05/13/2013	905.02	751.05	153.97
1153. MARSH MCLENNAN COS INC	11/20/2009	01/08/2013	4,954.26	3,210.36	1,743.90
92. MASTERCARD INC	VAR	05/13/2013	45,938.53	26,736.29	19,202.24
74. MASTERCARD INC	02/07/2012	02/25/2013	47,685.91	36,100.80	11,585.11
172. MCKESSON CORPORATION	VAR	07/31/2013	44,992.43	29,748.10	15,244.33
94. MCKESSON CORPORATION	04/07/2010	01/17/2013	17,736.29	11,395.22	6,341.07
41. MCKESSON CORPORATION	04/07/2010	07/31/2013	11,535.22	6,227.62	5,307.60
173. MCKESSON CORPORATION	VAR	08/23/2013	5,033.48	2,716.30	2,317.18
40. MCKESSON CORPORATION	05/17/2010	09/05/2013	21,224.57	11,719.51	9,505.06
66. MEAD JOHNSON NUTRITION CO	03/05/2012	09/11/2013	5,073.51	2,738.27	2,335.24
68. MEAD JOHNSON NUTRITION CO	03/05/2012	08/23/2013	5,091.81	5,196.13	-104.32
1122. MEAD JOHNSON NUTRITION CO	03/05/2012	10/01/2013	5,031.50	5,353.58	-322.08
16. MERIT MED SYS INC	VAR	12/30/2013	92,788.24	88,734.67	4,053.57
209. MERIT MED SYS INC	04/26/2012	09/05/2013	206.93	204.48	2.45
161. MERIT MED SYS INC	VAR	09/05/2013	2,702.95	2,627.27	75.68
258. MONARCH CASINO & RESORT	05/14/2012	09/05/2013	2,082.16	2,149.27	-67.11
18147.583 LOOMIS SAYLES STRATEGIC ALPHA FUND Y	05/21/2012	09/05/2013	4,894.20	2,429.56	2,464.64
39776.29 LOOMIS SAYLES STRATEGIC ALPHA FUND Y	02/14/2012	02/25/2013	188,371.91	176,213.02	12,158.89
506.066 LOOMIS SAYLES STRATEGIC ALPHA FUND Y	03/05/2012	06/04/2013	412,877.89	389,409.88	23,468.01
Totals	03/29/2012	10/01/2013	4,999.93	4,974.63	25.30

Description	Date Acquired	Date Sold	Gross Sales Price	Cost or Other Basis	Long-term Gain/Loss
93.743 LOOMIS SAYLES STRATEGIC ALPHA FUND Y	03/29/2012	10/07/2013	927.12	921.49	5.63
411.811 LOOMIS SAYLES STRATEGIC ALPHA FUND Y	05/02/2012	10/07/2013	4,072.81	4,048.10	24.71
89.894 NEUBERGER BERMAN GENESIS INSTL FD	05/14/2012	06/04/2013	4,966.64	4,305.03	661.61
838.032 NEUBERGER BERMAN GENESIS INSTL FD	VAR	07/31/2013	49,293.04	40,150.05	9,142.99
81.671 NEUBERGER BERMAN GENESIS INSTL FD	07/10/2012	10/01/2013	5,051.35	3,919.39	1,131.96
330. NUCOR CORP	03/29/2012	05/13/2013	14,857.52	13,972.04	885.48
240.612 NUVEEN REAL ESTATE SECS	03/01/2012	09/05/2013	4,951.79	4,817.65	134.14
2706.113 NUVEEN REAL ESTATE SECS	03/01/2012	09/11/2013	58,127.31	54,183.11	3,944.20
1874.893 NUVEEN REAL ESTATE SECS	03/01/2012	10/07/2013	39,916.47	37,466.15	2,450.32
14590.325 NUVEEN REAL ESTATE SECS	VAR	12/13/2013	284,073.63	300,757.41	-16,683.78
45288.147 NUVEEN REAL ESTATE SECS	VAR	12/13/2013	881,760.37	941,515.36	-59,754.99
609.865 NUVEEN REAL ESTATE SECS	06/04/2012	12/13/2013	11,874.07	12,101.61	-227.54
19835.624 NUVEEN REAL ESTATE SECS	VAR	12/30/2013	392,745.29	410,110.94	-17,365.65
161. OIL DRI CORP AMER	05/21/2012	09/05/2013	5,030.92	3,295.24	1,735.68
50. OIL STATES INTERNATIONAL	VAR	05/13/2013	4,941.80	3,812.18	1,129.62
212. PERRIGO CO	VAR	05/13/2013	25,339.31	22,233.94	3,105.35
18. PERRIGO CO	04/11/2012	09/05/2013	2,215.94	1,862.37	353.57
23. PERRIGO CO	05/02/2012	09/05/2013	2,831.48	2,398.04	433.44
2147. PERRIGO CO	VAR	12/19/2013	326,805.62	245,268.45	81,537.17
30. PIONEER NAT RES CO	VAR	08/23/2013	5,146.71	3,181.78	1,964.93
43. PIONEER NAT RES CO	04/02/2012	09/05/2013	7,890.79	4,868.03	3,022.76
8. PIONEER NAT RES CO	04/11/2012	09/05/2013	1,468.05	838.80	629.25
78. PIONEER NAT RES CO	VAR	09/11/2013	14,377.49	8,491.59	5,885.90
94. POWELL INDS INC	08/22/2012	09/05/2013	4,991.31	3,625.06	1,366.25
43. PRAXAIR INC	02/08/2012	09/05/2013	5,065.31	4,666.26	399.05
24. PRECISION CASTPARTS CORP	02/14/2012	05/13/2013	4,996.92	4,082.40	914.52
84. PRECISION CASTPARTS CORP	02/14/2012	07/31/2013	18,576.86	14,288.40	4,288.46
729. T ROWE PRICE GROUP INC	VAR	04/12/2013	55,838.99	37,613.17	18,225.82
76. PRICELINE COM INC	02/24/2012	02/25/2013	52,268.58	45,261.79	7,006.79
7. PRICELINE COM INC	02/24/2012	05/13/2013	5,350.96	4,168.85	1,182.11
<b>Totals</b>					

Description	Date Acquired	Date Sold	Gross Sales Price	Cost or Other Basis	Long-term Gain/Loss
58. PRICELINE COM INC	02/24/2012	06/04/2013	46,386.98	34,541.90	11,845.08
81. PRICELINE COM INC	03/01/2012	06/04/2013	64,781.81	51,475.10	13,306.71
18. PRICELINE COM INC	03/01/2012	07/31/2013	15,775.27	11,438.91	4,336.36
313. QUALCOMM INC	02/07/2012	02/25/2013	20,560.50	19,251.07	1,309.43
271. QUALCOMM INC	02/07/2012	08/23/2013	18,200.58	16,667.85	1,532.73
321. RAYTHEON COMPANY	VAR	05/13/2013	20,456.87	12,988.06	7,468.81
81. ROSS STORES INC	03/05/2012	04/12/2013	5,204.13	4,428.27	775.86
250000. RBC 18MO 150% EFA 9/18/13					
120. SPDR DJ WILSHIRE INTERNATIONAL	03/13/2012	09/18/2013	297,500.00	250,000.00	47,500.00
3187. SPDR DJ WILSHIRE INTERNATIONAL	02/09/2012	02/25/2013	4,936.44	4,322.00	614.44
110. SPDR DJ WILSHIRE INTERNATIONAL	02/09/2012	04/12/2013	143,819.39	114,785.23	29,034.16
1448. SPDR DJ WILSHIRE INTERNATIONAL	02/09/2012	05/13/2013	4,988.97	3,961.84	1,027.13
141. SPDR BARCLAYS INTRNTNL TREASURY ETF	03/01/2012	05/13/2013	65,673.00	53,431.20	12,241.80
5283. SPDR BARCLAYS INTRNTNL TREASURY ETF	02/03/2012	10/07/2013	8,279.94	8,127.55	152.39
138. SALESFORCE COM INC	VAR	10/23/2013	315,033.01	317,249.37	-2,216.36
233. SALESFORCE COM INC	02/27/2012	07/31/2013	6,027.73	4,954.19	1,073.54
63. SAP AG A D R	02/27/2012	09/05/2013	11,356.22	8,364.68	2,991.54
63. SAP AG A D R	09/09/2009	01/02/2013	5,145.75	3,114.24	2,031.51
6. SAP AG A D R	09/09/2009	01/08/2013	5,016.76	3,114.25	1,902.51
129. SAP AG A D R	09/09/2009	01/17/2013	464.95	296.59	168.36
216. SAP AG A D R	11/19/2009	01/17/2013	9,996.38	6,174.91	3,821.47
306. SAP AG A D R	03/16/2010	01/17/2013	16,738.10	9,958.98	6,779.12
64. SAP AG A D R	03/16/2010	01/31/2013	25,055.02	14,108.56	10,946.46
61. SAP AG A D R	03/16/2010	02/25/2013	5,055.88	2,950.81	2,105.07
601. SCHLUMBERGER LTD ISIN #AN8068571086	03/16/2010	05/13/2013	5,025.67	2,812.49	2,213.18
65. SCHLUMBERGER LTD ISIN #AN8068571086	02/07/2012	02/25/2013	46,430.48	47,486.51	-1,056.03
Totals	02/07/2012	04/12/2013	4,909.99	5,135.81	-225.82

Description	Date Acquired	Date Sold	Gross Sales Price	Cost or Other Basis	Long-term Gain/Loss
66. SCHLUMBERGER LTD ISIN #AN8068571086	02/07/2012	05/13/2013	5,093.11	5,214.83	-121.72
173. SCHLUMBERGER LTD ISIN #AN8068571086	02/07/2012	08/23/2013	14,186.18	13,669.16	517.02
305. SCHLUMBERGER LTD ISIN #AN8068571086	VAR	10/07/2013	27,373.58	23,299.92	4,073.66
241.193 LAUDUS INTL MARKETMASTE RS FUND SEL	02/21/2012	02/25/2013	4,915.51	4,445.19	470.32
235.512 LAUDUS INTL MARKETMASTE RS FUND SEL	02/21/2012	04/12/2013	4,983.43	4,340.49	642.94
226.857 LAUDUS INTL MARKETMASTE RS FUND SEL	02/21/2012	05/13/2013	4,993.12	4,180.97	812.15
3110.034 LAUDUS INTL MARKETMASTE RS FUND SEL	02/21/2012	06/04/2013	66,990.13	57,317.92	9,672.21
229.882 LAUDUS INTL MARKETMASTE RS FUND SEL	02/21/2012	07/31/2013	5,009.13	4,236.73	772.40
3275.462 LAUDUS INTL MARKETMASTE RS FUND SEL	07/30/2012	07/31/2013	71,372.32	58,401.49	12,970.83
226.754 LAUDUS INTL MARKETMASTE RS FUND SEL	02/21/2012	08/23/2013	5,027.14	4,179.08	848.06
228.307 LAUDUS INTL MARKETMASTE RS FUND SEL	02/21/2012	09/05/2013	5,009.06	4,207.70	801.36
221.236 LAUDUS INTL MARKETMASTE RS FUND SEL	02/21/2012	09/11/2013	5,022.06	4,077.37	944.69
11483.946 LAUDUS INTL MARKETMASTE RS FUND SEL	08/27/2012	09/11/2013	260,685.57	209,467.18	51,218.39
677. SONOVA HOLDING UNSPON ADR	03/05/2012	06/04/2013	15,002.06	15,097.10	-95.04
307. SONOVA HOLDING UNSPON ADR	03/05/2012	07/31/2013	6,726.26	6,846.10	-119.84
213. SONOVA HOLDING UNSPON ADR	VAR	08/23/2013	4,973.46	4,715.69	257.77
822. SONOVA HOLDING UNSPON ADR	VAR	09/05/2013	18,391.10	18,165.08	226.02
207. SONOVA HOLDING UNSPON ADR	04/26/2012	09/11/2013	4,961.70	4,582.99	378.71
609. STARBUCKS CORP	02/21/2012	02/25/2013	32,848.78	29,676.51	3,172.27
86. STARBUCKS CORP	02/21/2012	04/12/2013	5,051.53	4,190.77	860.76
77. STARBUCKS CORP	02/21/2012	07/31/2013	5,514.64	3,752.20	1,762.44
238. STARBUCKS CORP	02/21/2012	08/23/2013	17,095.72	11,597.72	5,498.00
<b>Totals</b>					

Description	Date Acquired	Date Sold	Gross Sales Price	Cost or Other Basis	Long-term Gain/Loss
408. STARWOOD PROPERTY TRUST	VAR	05/13/2013	11,226.16	8,479.76	2,746.40
13. STARWOOD PROPERTY TRUST	04/26/2012	05/13/2013	357.69	271.22	86.47
181. STARWOOD PROPERTY TRUST	05/14/2012	06/04/2013	4,568.36	3,721.90	846.46
245. STURM RUGER & CO INC	03/29/2012	07/31/2013	12,177.26	11,727.32	449.94
622. SUNTRUST BKS INC	10/25/2011	05/13/2013	19,006.96	11,868.45	7,138.51
532.474 TCW EMERGING MARKETS	02/14/2012	04/12/2013	4,983.96	4,593.06	390.90
22588.913 TCW EMERGING MARKETS	02/14/2012	05/13/2013	211,884.00	194,668.46	17,215.54
3179.911 TCW EMERGING MARKETS	02/21/2012	05/13/2013	29,827.57	27,563.07	2,264.50
23412.22 TCW EMERGING MARKETS					
INCOME FUND	VAR	06/04/2013	210,709.99	203,147.30	7,562.69
6752.889 TCW EMERGING MARKETS	VAR	07/31/2013	57,467.09	59,125.28	-1,658.19
13913.924 TCW EMERGING MARKETS	VAR	07/31/2013	118,407.49	121,703.93	-3,296.44
4791.068 TCW EMERGING MARKETS	05/14/2012	07/31/2013	40,771.99	41,700.39	-928.40
448.424 TCW EMERGING MARKETS					
LOCAL CCY INC I	03/05/2012	04/12/2013	4,986.47	4,551.84	434.63
479.84 TCW EMERGING MARKETS					
LOCAL CCY INC I	03/05/2012	06/04/2013	5,023.92	4,833.73	190.19
7568.593 TCW EMERGING MARKETS					
LOCAL CCY INC I	VAR	07/31/2013	74,929.07	74,184.12	744.95
13970.685 TCW EMERGING MARKETS					
LOCAL CCY INC I	VAR	07/31/2013	138,309.78	139,641.92	-1,332.14
281. TERADATA CORP DEL	02/09/2012	02/25/2013	17,758.35	18,109.27	-350.92
1118. TERADATA CORP DEL	02/09/2012	06/04/2013	61,702.47	72,050.40	-10,347.93
88. TERADATA CORP DEL	02/09/2012	07/31/2013	5,172.64	5,671.23	-498.59
546. TERADATA CORP DEL	05/30/2012	10/01/2013	30,270.64	38,201.98	-7,931.34
32. TERADATA CORP DEL	02/09/2012	10/07/2013	1,719.68	2,062.27	-342.59
75. TERADATA CORP DEL	05/30/2012	10/07/2013	4,030.51	5,247.53	-1,217.02
159. TERADATA CORP DEL	05/30/2012	12/30/2013	7,100.81	11,124.75	-4,023.94
105. TRIUMPH GROUP INC	VAR	05/13/2013	7,709.70	6,546.76	1,162.94
33251.517 TURNER SPECTRUM FUND	VAR	08/23/2013	375,077.11	359,318.45	15,758.66
442. UNI CHARM CORPORATION A D	03/05/2012	10/07/2013	5,131.53	4,553.49	578.04
56. UNITED TECHNOLOGIES CORP	02/07/2012	02/25/2013	5,009.08	4,501.59	507.49
53. UNITED TECHNOLOGIES CORP	02/07/2012	04/12/2013	5,053.71	4,260.43	793.28
209. UNITED TECHNOLOGIES CORP	02/07/2012	09/05/2013	21,662.89	16,800.57	4,862.32
48. UNITED TECHNOLOGIES CORP	02/07/2012	09/11/2013	5,144.17	3,858.50	1,285.67
<b>Totals</b>					



**Short Term - Noncovered Securities** # (Consider Box 6a (Noncovered Security) as being checked for this section. These transactions should be reported on Form 8949 Part I with box B checked )

DESCRIPTION (Box 8)	QUANTITY (Box 1e)	DATE ACQUIRED (Box 1b)	DATE OF SALE (Box 1a)	SALES PRICE (Box 2a)	ADJUSTED COST OR OTHER BASIS (Box 3)	WASH SALE LOSS DISALLOWED (Box 5)	GAIN/(LOSS) AMOUNT	FEDERAL INCOME TAX WITHHELD (Box 4)
TD BANKNORTH INC (DEL)	0 000	07/11/13	07/11/13	\$456.97	\$0.00	\$0.00	\$456.97	\$0.00
CUSIP: 87235A101 Symbol (Box 1d):				\$456.97	\$0.00	\$0.00	\$456.97	\$0.00
<b>Total Short Term Noncovered Securities</b>				<b>\$456.97</b>	<b>\$0.00</b>	<b>\$0.00</b>	<b>\$456.97</b>	<b>\$0.00</b>

Description	Date Acquired	Date Sold	Gross Sales Price	Cost or Other Basis	Gain/Loss
US BANK CAPITAL GAIN DIVIDEND	VAR	VAR	209,515.00	NONE	209,515.00
TOUSA INC BOND DEEMED WORTHLESS	7/1/2012	10/15/2013	NONE	1,605,005.25	(1,605,005.25)
<b>TOTALS</b>			<b>209,515.00</b>	<b>1,605,005.25</b>	<b>(1,395,490.25)</b>

FEDERAL WASH SALES

SECURITY SOLD	DATE ACQUIRED	DATE SOLD	COST BASIS	SALES PRICE	DISALLOWED LOSS
83. JGC CORP UNSPONSOR	03/15/2012	01/08/2013	5,143.51	5,064.55	-78.96
987. JGC CORP UNSPONSOR	VAR	01/17/2013	61,828.90	59,810.85	-2,018.05
1693.00336 KOSS CORP	01/02/2013	01/08/2013	8,788.38	7,979.62	-808.76
999.99404 KOSS CORP	01/11/2013	01/31/2013	5,611.97	4,983.35	-628.62
33506.097 LOOMIS SAYLES S					
ALPHA FUND Y	01/31/2013	10/07/2013	347,793.29	331,375.30	-16,417.99
					-----
TOTAL SHORT-TERM WASH SALES			Gross Proceeds \$409,213		-19,952.00
					=====
5720.217 CREDIT SUISSE C					
ST CO	02/14/2012	08/23/2013	48,221.43	42,730.02	-5,491.41
2652.715 CREDIT SUISSE C					
ST CO	01/22/2012	09/05/2013	21,752.26	19,736.20	-2,016.06
3874.214 CREDIT SUISSE C					
ST CO	02/21/2012	10/07/2013	33,279.50	28,552.96	-4,726.54
683.985 CREDIT SUISSE C					
ST CO	01/22/2012	10/07/2013	5,608.68	5,040.97	-567.71
6664.049 PIMCO TOTAL RET					
INST	02/21/2012	10/07/2013	73,771.02	72,105.01	-1,666.01
431. SPDR BARCLAYS INTR					
TREASURY ETF	VAR	10/01/2013	25,878.74	25,142.38	-736.36
					-----
TOTAL LONG-TERM WASH SALES			Gross Proceeds \$193,307		-15,204.00
					=====