



See a Social Security Number? Say Something!  
Report Privacy Problems to <https://public.resource.org/privacy>  
Or call the IRS Identity Theft Hotline at 1-800-908-4490



Form

990-PF

Department of the Treasury  
Internal Revenue Service

Return of Private Foundation

or Section 4947(a)(1) Trust Treated as Private Foundation

Do not enter Social Security numbers on this form as it may be made public. By law, the IRS cannot redact the information on the form.

Information about Form 990-PF and its instructions is at [www.irs.gov/form990pf](http://www.irs.gov/form990pf).

OMB No 1545-0052

2013

Open to Public Inspection

For calendar year 2013, or tax year beginning 01-01-2013 , and ending 12-31-2013

Name of foundation JUNG FAMILY CHARITABLE FOUNDATION		A Employer identification number 20-3578181	
Number and street (or P O box number if mail is not delivered to street address) 3950 WILSON AVENUE SW		B Telephone number (see instructions) (319) 396-1000	
City or town, state or province, country, and ZIP or foreign postal code CEDAR RAPIDS, IA 52404		C If exemption application is pending, check here <input type="checkbox"/>	
G Check all that apply <div><input type="checkbox"/> Initial return <input type="checkbox"/> Final return <input type="checkbox"/> Address change</div> <div><input type="checkbox"/> Initial return of a former public charity <input type="checkbox"/> Amended return <input type="checkbox"/> Name change</div>		D 1. Foreign organizations, check here <input type="checkbox"/> 2. Foreign organizations meeting the 85% test, check here and attach computation <input type="checkbox"/>	
H Check type of organization <input checked="" type="checkbox"/> Section 501(c)(3) exempt private foundation <input type="checkbox"/> Section 4947(a)(1) nonexempt charitable trust <input type="checkbox"/> Other taxable private foundation		E If private foundation status was terminated under section 507(b)(1)(A), check here <input type="checkbox"/>	
I Fair market value of all assets at end of year (from Part II, col. (c), line 16) \$ 246,069	J Accounting method <input checked="" type="checkbox"/> Cash <input type="checkbox"/> Accrual <input type="checkbox"/> Other (specify) _____ (Part I, column (d) must be on cash basis.)	F If the foundation is in a 60-month termination under section 507(b)(1)(B), check here <input type="checkbox"/>	

Part I Analysis of Revenue and Expenses (The total of amounts in columns (b), (c), and (d) may not necessarily equal the amounts in column (a) (see instructions) )		(a) Revenue and expenses per books	(b) Net investment income	(c) Adjusted net income	(d) Disbursements for charitable purposes (cash basis only)
Revenue	1 Contributions, gifts, grants, etc , received (attach schedule)				
	2 Check <input checked="" type="checkbox"/> if the foundation is <b>not</b> required to attach Sch B				
	3 Interest on savings and temporary cash investments				
	4 Dividends and interest from securities. . . . .	7,149	7,149		
	5a Gross rents . . . . .				
	b Net rental income or (loss) _____				
	6a Net gain or (loss) from sale of assets not on line 10	13,910			
	b Gross sales price for all assets on line 6a 1,332,282				
	7 Capital gain net income (from Part IV , line 2) . . .		13,910		
	8 Net short-term capital gain . . . . .				
	9 Income modifications . . . . .				
	10a Gross sales less returns and allowances				
	b Less Cost of goods sold . . . . .				
	c Gross profit or (loss) (attach schedule) . . . . .				
	11 Other income (attach schedule) . . . . .				
	12 <b>Total.</b> Add lines 1 through 11 . . . . .	21,059	21,059		
Operating and Administrative Expenses	13 Compensation of officers, directors, trustees, etc				
	14 Other employee salaries and wages . . . . .				
	15 Pension plans, employee benefits . . . . .				
	16a Legal fees (attach schedule) . . . . .				
	b Accounting fees (attach schedule) . . . . .	735			735
	c Other professional fees (attach schedule) . . . . .	3,444	3,444		
	17 Interest . . . . .				
	18 Taxes (attach schedule) (see instructions)	500			
	19 Depreciation (attach schedule) and depletion . . .				
	20 Occupancy . . . . .				
	21 Travel, conferences, and meetings . . . . .				
	22 Printing and publications . . . . .				
	23 Other expenses (attach schedule) . . . . .				
	24 <b>Total operating and administrative expenses.</b> Add lines 13 through 23 . . . . .	4,679	3,444		735
	25 Contributions, gifts, grants paid . . . . .	9,400			9,400
	26 <b>Total expenses and disbursements.</b> Add lines 24 and 25	14,079	3,444		10,135
	27 Subtract line 26 from line 12				
	a <b>Excess of revenue over expenses and disbursements</b>	6,980			
	b <b>Net investment income</b> (if negative, enter -0-)		17,615		
c <b>Adjusted net income</b> (if negative, enter -0-)					

Part II Balance Sheets		Attached schedules and amounts in the description column should be for end-of-year amounts only (See instructions )	Beginning of year	End of year	
			(a) Book Value	(b) Book Value	(c) Fair Market Value
Assets	1	Cash—non-interest-bearing . . . . .	57	1,435	1,435
	2	Savings and temporary cash investments . . . . .	59,424	18,596	18,596
	3	Accounts receivable ▶ _____ Less allowance for doubtful accounts ▶ _____			
	4	Pledges receivable ▶ _____ Less allowance for doubtful accounts ▶ _____			
	5	Grants receivable . . . . .			
	6	Receivables due from officers, directors, trustees, and other disqualified persons (attach schedule) (see instructions) . . . . .			
	7	Other notes and loans receivable (attach schedule) ▶ _____ Less allowance for doubtful accounts ▶ _____			
	8	Inventories for sale or use . . . . .			
	9	Prepaid expenses and deferred charges . . . . .			
	10a	Investments—U S and state government obligations (attach schedule)			
	b	Investments—corporate stock (attach schedule) . . . . .			
	c	Investments—corporate bonds (attach schedule). . . . .			
	11	Investments—land, buildings, and equipment basis ▶ _____ Less accumulated depreciation (attach schedule) ▶ _____			
	12	Investments—mortgage loans . . . . .			
	13	Investments—other (attach schedule) . . . . .	176,774	224,378	226,038
	14	Land, buildings, and equipment basis ▶ _____ Less accumulated depreciation (attach schedule) ▶ _____			
15	Other assets (describe ▶ _____)				
16	Total assets (to be completed by all filers—see the instructions Also, see page 1, item I)	236,255	244,409	246,069	
Liabilities	17	Accounts payable and accrued expenses . . . . .			
	18	Grants payable . . . . .			
	19	Deferred revenue . . . . .			
	20	Loans from officers, directors, trustees, and other disqualified persons			
	21	Mortgages and other notes payable (attach schedule) . . . . .			
	22	Other liabilities (describe ▶ _____)			
	23	Total liabilities (add lines 17 through 22) . . . . .		0	
Net Assets or Fund Balances	Foundations that follow SFAS 117, check here ▶ <input type="checkbox"/> and complete lines 24 through 26 and lines 30 and 31.				
	24	Unrestricted . . . . .			
	25	Temporarily restricted . . . . .			
	26	Permanently restricted . . . . .			
	Foundations that do not follow SFAS 117, check here ▶ <input checked="" type="checkbox"/> and complete lines 27 through 31.				
	27	Capital stock, trust principal, or current funds . . . . .			
	28	Paid-in or capital surplus, or land, bldg , and equipment fund			
	29	Retained earnings, accumulated income, endowment, or other funds	236,255	244,409	
	30	Total net assets or fund balances (see page 17 of the instructions) . . . . .	236,255	244,409	
	31	Total liabilities and net assets/fund balances (see page 17 of the instructions) . . . . .	236,255	244,409	

Part III Analysis of Changes in Net Assets or Fund Balances

1	Total net assets or fund balances at beginning of year—Part II, column (a), line 30 (must agree with end-of-year figure reported on prior year’s return) . . . . .	1	236,255
2	Enter amount from Part I, line 27a . . . . .	2	6,980
3	Other increases not included in line 2 (itemize) ▶ _____	3	1,447
4	Add lines 1, 2, and 3 . . . . .	4	244,682
5	Decreases not included in line 2 (itemize) ▶ _____	5	273
6	Total net assets or fund balances at end of year (line 4 minus line 5)—Part II, column (b), line 30 . . . . .	6	244,409

Part IV Capital Gains and Losses for Tax on Investment Income

(a) List and describe the kind(s) of property sold (e g , real estate, 2-story brick warehouse, or common stock, 200 shs MLC Co )		(b) How acquired P—Purchase D—Donation	(c) Date acquired (mo , day, yr )	(d) Date sold (mo , day, yr )
1 a	SEE ATTACHED LIST	P	2013-01-01	2013-12-31
b				
c				
d				
e				

(e) Gross sales price	(f) Depreciation allowed (or allowable)	(g) Cost or other basis plus expense of sale	(h) Gain or (loss) (e) plus (f) minus (g)
a 1,330,925		1,318,372	12,553
b			
c			
d			
e			

Complete only for assets showing gain in column (h) and owned by the foundation on 12/31/69

(i) F M V as of 12/31/69	(j) Adjusted basis as of 12/31/69	(k) Excess of col (i) over col (j), if any	(l) Gains (Col (h) gain minus col (k), but not less than -0-) or Losses (from col (h))
a			12,553
b			
c			
d			
e			

2 Capital gain net income or (net capital loss)	{ If gain, also enter in Part I, line 7 If (loss), enter -0- in Part I, line 7 }	2	13,910
3 Net short-term capital gain or (loss) as defined in sections 1222(5) and (6)  If gain, also enter in Part I, line 8, column (c) (see instructions) If (loss), enter -0- in Part I, line 8 . . . . .		3	12,553

Part V Qualification Under Section 4940(e) for Reduced Tax on Net Investment Income

(For optional use by domestic private foundations subject to the section 4940(a) tax on net investment income )

If section 4940(d)(2) applies, leave this part blank

Was the foundation liable for the section 4942 tax on the distributable amount of any year in the base period? ☐ Yes ☒ No

If "Yes," the foundation does not qualify under section 4940(e) Do not complete this part

1 Enter the appropriate amount in each column for each year, see page 18 of the instructions before making any entries

(a) Base period years Calendar year (or tax year beginning in)	(b) Adjusted qualifying distributions	(c) Net value of noncharitable-use assets	(d) Distribution ratio (col (b) divided by col (c))
2012	12,207	235,730	0 051784
2011	11,650	218,687	0 053272
2010	3,884	246,403	0 015763
2009	12,070	236,240	0 051092
2008	9,152	259,581	0 035257

2 Total of line 1, column (d). . . . .	2	0 207168
3 Average distribution ratio for the 5-year base period—divide the total on line 2 by 5, or by the number of years the foundation has been in existence if less than 5 years . . . .	3	0 041434
4 Enter the net value of noncharitable-use assets for 2013 from Part X, line 5. . . . .	4	239,149
5 Multiply line 4 by line 3. . . . .	5	9,909
6 Enter 1% of net investment income (1% of Part I, line 27b). . . . .	6	176
7 Add lines 5 and 6. . . . .	7	10,085
8 Enter qualifying distributions from Part XII, line 4. . . . .	8	10,135

If line 8 is equal to or greater than line 7, check the box in Part VI, line 1b, and complete that part using a 1% tax rate See  
the Part VI instructions

Part VI Excise Tax Based on Investment Income (Section 4940(a), 4940(b), 4940(e), or 4948—see page 18 of the instructions)			
1a Exempt operating foundations described in section 4940(d)(2), check here <input type="checkbox"/> and enter "N/A" on line 1		1	176
Date of ruling or determination letter _____ (attach copy of letter if necessary—see instructions)			
b Domestic foundations that meet the section 4940(e) requirements in Part V, check here <input checked="" type="checkbox"/> and enter 1% of Part I, line 27b . . . . .			
c All other domestic foundations enter 2% of line 27b Exempt foreign organizations enter 4% of Part I, line 12, col (b)			
2 Tax under section 511 (domestic section 4947(a)(1) trusts and taxable foundations only Others enter -0-)		2	
3 Add lines 1 and 2. . . . .		3	176
4 Subtitle A (income) tax (domestic section 4947(a)(1) trusts and taxable foundations only Others enter -0-)		4	
5 Tax based on investment income. Subtract line 4 from line 3 If zero or less, enter -0- . . . . .		5	176
6 Credits/Payments			
a	2013 estimated tax payments and 2012 overpayment credited to 2013	6a	257
b	Exempt foreign organizations—tax withheld at source . . . . .	6b	
c	Tax paid with application for extension of time to file (Form 8868)	6c	250
d	Backup withholding erroneously withheld . . . . .	6d	
7 Total credits and payments Add lines 6a through 6d. . . . .		7	507
8 Enter any penalty for underpayment of estimated tax Check here <input type="checkbox"/> if Form 2220 is attached		8	
9 Tax due. If the total of lines 5 and 8 is more than line 7, enter amount owed . . . . .		9	
10 Overpayment. If line 7 is more than the total of lines 5 and 8, enter the amount overpaid. . . . .		10	331
11 Enter the amount of line 10 to be Credited to 2014 estimated tax 331 Refunded		11	

Part VII-A Statements Regarding Activities			
1a During the tax year, did the foundation attempt to influence any national, state, or local legislation or did it participate or intervene in any political campaign? . . . . .		1a	No
b Did it spend more than \$100 during the year (either directly or indirectly) for political purposes (see page 19 of the instructions for definition)? . . . . .		1b	No
If the answer is "Yes" to 1a or 1b, attach a detailed description of the activities and copies of any materials published or distributed by the foundation in connection with the activities.			
c Did the foundation file Form 1120-POL for this year?. . . . .		1c	No
d Enter the amount (if any) of tax on political expenditures (section 4955) imposed during the year (1) On the foundation \$ (2) On foundation managers \$			
e Enter the reimbursement (if any) paid by the foundation during the year for political expenditure tax imposed on foundation managers \$			
2 Has the foundation engaged in any activities that have not previously been reported to the IRS? . . . . .		2	No
If "Yes," attach a detailed description of the activities.			
3 Has the foundation made any changes, not previously reported to the IRS, in its governing instrument, articles of incorporation, or bylaws, or other similar instruments? If "Yes," attach a conformed copy of the changes . . . . .		3	No
4a Did the foundation have unrelated business gross income of \$1,000 or more during the year?. . . . .		4a	No
b If "Yes," has it filed a tax return on Form 990-T for this year?. . . . .		4b	
5 Was there a liquidation, termination, dissolution, or substantial contraction during the year? . . . . .		5	No
If "Yes," attach the statement required by General Instruction T.			
6 Are the requirements of section 508(e) (relating to sections 4941 through 4945) satisfied either <ul style="list-style-type: none"><li>By language in the governing instrument, or</li><li>By state legislation that effectively amends the governing instrument so that no mandatory directions that conflict with the state law remain in the governing instrument? . . . . .</li></ul>		6	Yes
7 Did the foundation have at least \$5,000 in assets at any time during the year? If "Yes," complete Part II, col. (c), and Part XV.		7	Yes
8a Enter the states to which the foundation reports or with which it is registered (see instructions) <input checked="" type="checkbox"/> IA			
b If the answer is "Yes" to line 7, has the foundation furnished a copy of Form 990-PF to the Attorney General (or designate) of each state as required by General Instruction G? If "No," attach explanation .		8b	Yes
9 Is the foundation claiming status as a private operating foundation within the meaning of section 4942(j)(3) or 4942(j)(5) for calendar year 2013 or the taxable year beginning in 2013 (see instructions for Part XIV)? If "Yes," complete Part XIV . . . . .		9	No
10 Did any persons become substantial contributors during the tax year? If "Yes," attach a schedule listing their names and addresses.		10	No

Part VII-A

Statements Regarding Activities *(continued)*

11	At any time during the year, did the foundation, directly or indirectly, own a controlled entity within the meaning of section 512(b)(13)? If "Yes," attach schedule (see instructions).	11		No
12	Did the foundation make a distribution to a donor advised fund over which the foundation or a disqualified person had advisory privileges? If "Yes," attach statement (see instructions)	12		No
13	Did the foundation comply with the public inspection requirements for its annual returns and exemption application?	13	Yes	
Website address N/A				
14	The books are in care of WOO JIN JUNG Telephone no (319) 396-1000 Located at 3950 WILSON AVENUE SW CEDAR RAPIDS IA ZIP+4 52404			
15	Section 4947(a)(1) nonexempt charitable trusts filing Form 990-PF in lieu of Form 1041 —Check here and enter the amount of tax-exempt interest received or accrued during the year.	15		
16	At any time during calendar year 2013, did the foundation have an interest in or a signature or other authority over a bank, securities, or other financial account in a foreign country?	16	Yes	No
See instructions for exceptions and filing requirements for Form TD F 90-22.1 If "Yes", enter the name of the foreign country				

Part VII-B

Statements Regarding Activities for Which Form 4720 May Be Required

File Form 4720 if any item is checked in the "Yes" column, unless an exception applies.			Yes	No
1a	During the year did the foundation (either directly or indirectly) (1) Engage in the sale or exchange, or leasing of property with a disqualified person? (2) Borrow money from, lend money to, or otherwise extend credit to (or accept it from) a disqualified person? (3) Furnish goods, services, or facilities to (or accept them from) a disqualified person? (4) Pay compensation to, or pay or reimburse the expenses of, a disqualified person? (5) Transfer any income or assets to a disqualified person (or make any of either available for the benefit or use of a disqualified person)? (6) Agree to pay money or property to a government official? (Exception. Check "No" if the foundation agreed to make a grant to or to employ the official for a period after termination of government service, if terminating within 90 days ).			
b	If any answer is "Yes" to 1a(1)–(6), did any of the acts fail to qualify under the exceptions described in Regulations section 53.4941(d)-3 or in a current notice regarding disaster assistance (see page 20 of the instructions)? Organizations relying on a current notice regarding disaster assistance check here.	1b		
c	Did the foundation engage in a prior year in any of the acts described in 1a, other than excepted acts, that were not corrected before the first day of the tax year beginning in 2013?	1c		
2	Taxes on failure to distribute income (section 4942) (does not apply for years the foundation was a private operating foundation defined in section 4942(j)(3) or 4942(j)(5))			
a	At the end of tax year 2013, did the foundation have any undistributed income (lines 6d and 6e, Part XIII) for tax year(s) beginning before 2013? If "Yes," list the years 20____, 20____, 20____, 20____			
b	Are there any years listed in 2a for which the foundation is not applying the provisions of section 4942(a)(2) (relating to incorrect valuation of assets) to the year's undistributed income? (If applying section 4942(a)(2) to all years listed, answer "No" and attach statement—see instructions ).	2b		
c	If the provisions of section 4942(a)(2) are being applied to any of the years listed in 2a, list the years here 20____, 20____, 20____, 20____			
3a	Did the foundation hold more than a 2% direct or indirect interest in any business enterprise at any time during the year?			
b	If "Yes," did it have excess business holdings in 2013 as a result of (1) any purchase by the foundation or disqualified persons after May 26, 1969, (2) the lapse of the 5-year period (or longer period approved by the Commissioner under section 4943(c)(7)) to dispose of holdings acquired by gift or bequest, or (3) the lapse of the 10-, 15-, or 20-year first phase holding period? (Use Schedule C, Form 4720, to determine if the foundation had excess business holdings in 2013.).	3b		
4a	Did the foundation invest during the year any amount in a manner that would jeopardize its charitable purposes?	4a		No
b	Did the foundation make any investment in a prior year (but after December 31, 1969) that could jeopardize its charitable purpose that had not been removed from jeopardy before the first day of the tax year beginning in 2013?	4b		No



Part VII-B

Statements Regarding Activities for Which Form 4720 May Be Required (continued)

5a	During the year did the foundation pay or incur any amount to			
	(1) Carry on propaganda, or otherwise attempt to influence legislation (section 4945(e))?	<input type="checkbox"/> Yes <input checked="" type="checkbox"/> No		
	(2) Influence the outcome of any specific public election (see section 4955), or to carry on, directly or indirectly, any voter registration drive?	<input type="checkbox"/> Yes <input checked="" type="checkbox"/> No		
	(3) Provide a grant to an individual for travel, study, or other similar purposes?	<input type="checkbox"/> Yes <input checked="" type="checkbox"/> No		
	(4) Provide a grant to an organization other than a charitable, etc , organization described in section 509(a)(1), (2), or (3), or section 4940(d)(2)? (see instructions).	<input type="checkbox"/> Yes <input checked="" type="checkbox"/> No		
	(5) Provide for any purpose other than religious, charitable, scientific, literary, or educational purposes, or for the prevention of cruelty to children or animals?	<input type="checkbox"/> Yes <input checked="" type="checkbox"/> No		
b	If any answer is "Yes" to 5a(1)–(5), did <b>any</b> of the transactions fail to qualify under the exceptions described in Regulations section 53.4945 or in a current notice regarding disaster assistance (see instructions)?		5b	
	Organizations relying on a current notice regarding disaster assistance check here.	<input checked="" type="checkbox"/>		
c	If the answer is "Yes" to question 5a(4), does the foundation claim exemption from the tax because it maintained expenditure responsibility for the grant?	<input type="checkbox"/> Yes <input type="checkbox"/> No		
	<i>If "Yes," attach the statement required by Regulations section 53.4945–5(d).</i>			
6a	Did the foundation, during the year, receive any funds, directly or indirectly, to pay premiums on a personal benefit contract?	<input type="checkbox"/> Yes <input checked="" type="checkbox"/> No		
b	Did the foundation, during the year, pay premiums, directly or indirectly, on a personal benefit contract?		6b	No
	<i>If "Yes" to 6b, file Form 8870.</i>			
7a	At any time during the tax year, was the foundation a party to a prohibited tax shelter transaction?	<input type="checkbox"/> Yes <input checked="" type="checkbox"/> No		
b	If yes, did the foundation receive any proceeds or have any net income attributable to the transaction?		7b	

Part VIII

Information About Officers, Directors, Trustees, Foundation Managers, Highly Paid Employees, and Contractors

1 List all officers, directors, trustees, foundation managers and their compensation (see instructions).				
(a) Name and address	(b) Title, and average hours per week devoted to position	(c) Compensation (If not paid, enter -0-)	(d) Contributions to employee benefit plans and deferred compensation	(e) Expense account, other allowances
WOO JIN JUNG  3950 WILSON AVE SW CEDAR RAPIDS, IA 52404	PRESIDENT 0 50	0	0	0
JINNY MCCALLEY  7009 SPRINGWOOD PL NW CEDAR RAPIDS, IA 52405	SECRETARY 0 50	0	0	0
2 Compensation of five highest-paid employees (other than those included on line 1—see instructions). If none, enter "NONE."				
(a) Name and address of each employee paid more than \$50,000	(b) Title, and average hours per week devoted to position	(c) Compensation	(d) Contributions to employee benefit plans and deferred compensation	(e) Expense account, other allowances
NONE				
Total number of other employees paid over \$50,000.				

Part VIII

Information About Officers, Directors, Trustees, Foundation Managers, Highly Paid Employees, and Contractors (continued)

3 Five highest-paid independent contractors for professional services (see instructions). If none, enter "NONE".

(a) Name and address of each person paid more than \$50,000	(b) Type of service	(c) Compensation
NONE		
Total number of others receiving over \$50,000 for professional services. . . . .		

Part IX-A

Summary of Direct Charitable Activities

List the foundation's four largest direct charitable activities during the tax year. Include relevant statistical information such as the number of organizations and other beneficiaries served, conferences convened, research papers produced, etc.	Expenses
1	
2	
3	
4	

Part IX-B

Summary of Program-Related Investments (see instructions)

Describe the two largest program-related investments made by the foundation during the tax year on lines 1 and 2	Amount
1 N/A	
2	
All other program-related investments. See page 24 of the instructions.	
3	
Total. Add lines 1 through 3. . . . .	



Part X

Minimum Investment Return (All domestic foundations must complete this part. Foreign foundations, see instructions.)

1	Fair market value of assets not used (or held for use) directly in carrying out charitable, etc , purposes		
a	Average monthly fair market value of securities. . . . .	1a	154,891
b	Average of monthly cash balances. . . . .	1b	87,900
c	Fair market value of all other assets (see instructions). . . . .	1c	0
d	Total (add lines 1a, b, and c). . . . .	1d	242,791
e	Reduction claimed for blockage or other factors reported on lines 1a and 1c (attach detailed explanation). . . . .	1e	
2	Acquisition indebtedness applicable to line 1 assets. . . . .	2	
3	Subtract line 2 from line 1d. . . . .	3	242,791
4	Cash deemed held for charitable activities Enter 1 1/2% of line 3 (for greater amount, see instructions). . . . .	4	3,642
5	Net value of noncharitable-use assets. Subtract line 4 from line 3 Enter here and on Part V, line 4	5	239,149
6	Minimum investment return. Enter 5% of line 5. . . . .	6	11,957

Part XI

Distributable Amount (see instructions) (Section 4942(j)(3) and (j)(5) private operating foundations and certain foreign organizations check here ☐ and do not complete this part.)

1	Minimum investment return from Part X, line 6. . . . .	1	11,957
2a	Tax on investment income for 2013 from Part VI, line 5. . . . .	2a	176
b	Income tax for 2013 (This does not include the tax from Part VI ). . . . .	2b	
c	Add lines 2a and 2b. . . . .	2c	176
3	Distributable amount before adjustments Subtract line 2c from line 1. . . . .	3	11,781
4	Recoveries of amounts treated as qualifying distributions. . . . .	4	
5	Add lines 3 and 4. . . . .	5	11,781
6	Deduction from distributable amount (see instructions). . . . .	6	
7	Distributable amount as adjusted Subtract line 6 from line 5 Enter here and on Part XIII, line 1. . . . .	7	11,781

Part XII

Qualifying Distributions (see instructions)

1	Amounts paid (including administrative expenses) to accomplish charitable, etc , purposes		
a	Expenses, contributions, gifts, etc —total from Part I, column (d), line 26. . . . .	1a	10,135
b	Program-related investments—total from Part IX-B. . . . .	1b	
2	Amounts paid to acquire assets used (or held for use) directly in carrying out charitable, etc , purposes. . . . .	2	
3	Amounts set aside for specific charitable projects that satisfy the		
a	Suitability test (prior IRS approval required). . . . .	3a	
b	Cash distribution test (attach the required schedule). . . . .	3b	
4	Qualifying distributions. Add lines 1a through 3b Enter here and on Part V, line 8, and Part XIII, line 4	4	10,135
5	Foundations that qualify under section 4940(e) for the reduced rate of tax on net investment income Enter 1% of Part I, line 27b (see instructions). . . . .	5	176
6	Adjusted qualifying distributions. Subtract line 5 from line 4. . . . .	6	9,959
Note: The amount on line 6 will be used in Part V, column (b), in subsequent years when calculating whether the foundation qualifies for the section 4940(e) reduction of tax in those years			

Part XIII

Undistributed Income (see instructions)

	(a) Corpus	(b) Years prior to 2012	(c) 2012	(d) 2013
1 Distributable amount for 2013 from Part XI, line 7				11,781
2 Undistributed income, if any, as of the end of 2013				
a Enter amount for 2012 only. . . . .				
b Total for prior years 20____, 20____, 20____				
3 Excess distributions carryover, if any, to 2013				
a From 2008. . . . .				
b From 2009. . . . . 382				
c From 2010. . . . .				
d From 2011. . . . . 716				
e From 2012. . . . . 906				
f Total of lines 3a through e. . . . .	2,004			
4 Qualifying distributions for 2013 from Part XII, line 4 ▶ \$ 10,135				
a Applied to 2012, but not more than line 2a				
b Applied to undistributed income of prior years (Election required—see instructions). . . . .				
c Treated as distributions out of corpus (Election required—see instructions). . . . .				
d Applied to 2013 distributable amount. . . . .				10,135
e Remaining amount distributed out of corpus				
5 Excess distributions carryover applied to 2013 (If an amount appears in column (d), the same amount must be shown in column (a).)	1,646			1,646
6 Enter the net total of each column as indicated below:				
a Corpus Add lines 3f, 4c, and 4e Subtract line 5	358			
b Prior years' undistributed income Subtract line 4b from line 2b. . . . .				
c Enter the amount of prior years' undistributed income for which a notice of deficiency has been issued, or on which the section 4942(a) tax has been previously assessed. . . . .				
d Subtract line 6c from line 6b Taxable amount—see instructions . . . . .				
e Undistributed income for 2012 Subtract line 4a from line 2a Taxable amount—see instructions . . . . .				
f Undistributed income for 2013 Subtract lines 4d and 5 from line 1 This amount must be distributed in 2014 . . . . .				0
7 Amounts treated as distributions out of corpus to satisfy requirements imposed by section 170(b)(1)(F) or 4942(g)(3) (see instructions). . . . .				
8 Excess distributions carryover from 2008 not applied on line 5 or line 7 (see instructions). . . .				
9 Excess distributions carryover to 2014. Subtract lines 7 and 8 from line 6a . . . . .	358			
10 Analysis of line 9				
a Excess from 2009. . . .				
b Excess from 2010. . . .				
c Excess from 2011. . . .				
d Excess from 2012. . . . 358				
e Excess from 2013. . . .				

**b** Check box to indicate whether the organization is a private operating foundation described in section 4942(j)(3) or 4942(j)(5)

**Part XV** **Supplementary Information (Complete this part only if the organization had \$5,000 or more in assets at any time during the year—see instructions.)**

**a** List any managers of the foundation who have contributed more than 2% of the total contributions received by the foundation before the close of any tax year (but only if they have contributed more than \$5,000) (See section 507(d)(2) )

**b** List any managers of the foundation who own 10% or more of the stock of a corporation (or an equally large portion of the ownership of a partnership or other entity) of which the foundation has a 10% or greater interest

Check here ☐ if the foundation only makes contributions to preselected charitable organizations and does not accept unsolicited requests for funds. If the foundation makes gifts, grants, etc. (see instructions) to individuals or organizations under other conditions, complete items 2a, b, c, and d.

**a** The name, address, and telephone number or e-mail address of the person to whom applications should be addressed

WOO JIN JUNG  
3950 WILSON AVE SW  
CEDAR RAPIDS, IA 52404  
(319) 396-1000

**b** The form in which applications should be submitted and information and materials they should include

QUALIFIED ORGANIZATIONS WILL NEED TO PROVIDED A WRITTEN REQUEST SETTING FORTH THE PURPOSE AND USE OF FUNDS ALL ORGANIZATIONS WILL BE REQUIRED TO PROVIDE A COPY OF THEIR DETERMINATION LETTER FROM THE INTERNAL REVENUE SERVICE ON THEIR STATUS AS A QUALIFIED 501(C)(3) ORGANIZATION ALSO, ALL ORGANIZATIONS MUST CERTIFIED THAT THEIR STATUS AS A SECTION 501(C)(3) HAS NOT BEEN REVOKED THERE IS NO SPECIFIC FORM OF REQUEST EXCEPT THAT THE ABOVE INFORMATION WILL HAVE TO BE PROVIDED

**c** Any submission deadlines  
NONE



**d** Any restrictions or limitations on awards, such as by geographical areas, charitable fields, kinds of institutions, or other factors

PROVIDE FUNDS TO QUALIFIED SECTION 501(C)(3) ORGANIZATIONS ENGAGED DIRECTLY IN PROMOTING THE HEALTH, FITNESS, MENTAL AND EMOTIONAL WELL-BEING OF INDIVIDUALS THROUGH THE MARTIAL ARTS, INCLUDING SPECIFICALLY, TAE KWON DO

Part XV

Supplementary Information (continued)

3 Grants and Contributions Paid During the Year or Approved for Future Payment

Recipient	If recipient is an individual, show any relationship to any foundation manager or substantial contributor	Foundation status of recipient	Purpose of grant or contribution	Amount
Name and address (home or business)				
<b>a</b> <i>Paid during the year</i> SAVE THE CHILDREN 54 WILTON ROAD WESTPORT,CT 06880		501(C)(3)	GENERAL DONATION	1,500
THE SMILE TRAIN 245 5TH AVE NEW YORK,NY 10016		501(C)(3)	GENERAL DONATION	7,500
AFRICAN CATHOLIC MISSION 1622 21ST STREET NW WASHINGTON,DC 200091089		501(C)(3)	GENERAL DONATION	300
HILLSIDE CHURCH 2600 1ST AVE NW CEDAR RAPIDS,IA 52405		501(C)(3)	GENERAL DONATION	100
<b>Total</b> . . . . .			 <b>3a</b>	9,400
<b>b</b> <i>Approved for future payment</i>				
<b>Total</b> . . . . .			 <b>3b</b>	

Enter gross amounts unless otherwise indicated

## Part XVI-B Relationship of Activities to the Accomplishment of Exempt Purposes

Form **990-PF** (2013)



TY 2013 Accounting Fees Schedule

**Name:** JUNG FAMILY CHARITABLE FOUNDATION

**EIN:** 20-3578181

Category	Amount	Net Investment Income	Adjusted Net Income	Disbursements for Charitable Purposes
TAX PREPARATION	735			735

**TY 2013 Compensation Explanation**

**Name:** JUNG FAMILY CHARITABLE FOUNDATION

**EIN:** 20-3578181

Person Name	Explanation
WOO JIN JUNG	
JINNY MCCALLEY	



**TY 2013 Investments - Other Schedule****Name:** JUNG FAMILY CHARITABLE FOUNDATION**EIN:** 20-3578181

<b>Category / Item</b>	<b>Listed at Cost or FMV</b>	<b>Book Value</b>	<b>End of Year Fair Market Value</b>
FIDELITY ADVISOR LEVERAGED COMPANY	AT COST		
NASDAQ-100 PROFOUND (INVESTOR SHS)	AT COST	25,618	25,780
PIMCO HIGH YIELD FUND CL A	AT COST		
RYDEX S&P 500 PURE VALUE FUND	AT COST		
TRANSAMERICA HIGH YIELD BD FUND	AT COST	121,887	122,683
RYDEX S&P 600 PURE GROWTH FUND	AT COST	60,018	60,575
ISHARES INC MSCI MEXICO CAPPED ETF	AT COST	16,855	17,000

TY 2013 Other Decreases Schedule

**Name:** JUNG FAMILY CHARITABLE FOUNDATION

**EIN:** 20-3578181

Description	Amount
DISALLOWED WASH SALES	273

TY 2013 Other Increases Schedule

**Name:** JUNG FAMILY CHARITABLE FOUNDATION

**EIN:** 20-3578181

Description	Amount
COST BASIS ADJUSTMENT	1,447

**TY 2013 Other Professional Fees Schedule****Name:** JUNG FAMILY CHARITABLE FOUNDATION**EIN:** 20-3578181

Category	Amount	Net Investment Income	Adjusted Net Income	Disbursements for Charitable Purposes
INVESTMENT FEES	3,444	3,444		

TY 2013 Taxes Schedule

**Name:** JUNG FAMILY CHARITABLE FOUNDATION

**EIN:** 20-3578181

Category	Amount	Net Investment Income	Adjusted Net Income	Disbursements for Charitable Purposes
ESTIMATED TAX PAYMENTS	500			

## Additional Information

	This Period
Securities Bought and Sold	-\$105,310.68

## Client Service Information

Your Registered Representative: P27	Contact Information
CHARLES SNOOK PO BOX 3100 CEDAR RAPIDS IA 52406-3100	Telephone Number: (319) 365-8611

## Your Account Information

**Tax Lot Default Disposition Method**  
Default Method for Mutual Funds: AVERAGE COST (USING FIRST IN FIRST OUT)  
Default Method for Stocks in a Dividend Reinvestment Plan: FIRST IN FIRST OUT  
Default Method for all Other Securities: FIRST IN FIRST OUT

### Electronic Delivery

You have not selected any account communications for electronic delivery. To register and turn off paper communications, log in to your account or contact your Registered Representative for more information

## Portfolio Holdings

Opening Date	Quantity	Account Number	Activity Ending	Opening Balance	Closing Balance	Accrued Income	Income This Year	30-Day Yield	Current Yield
<b>Cash, Money Funds, and Bank Deposits 8.00% of Portfolio</b>									
<b>Money Market</b>									
FEDERATED CAPITAL RESERVES	18,596.400	0000756276	12/31/13	120,972.96	18,596.40	0.00	0.19	0.00%	0.00%
<b>Total Money Market</b>				<b>\$120,972.96</b>	<b>\$18,596.40</b>	<b>\$0.00</b>	<b>\$0.19</b>		
<b>Total Cash, Money Funds, and Bank Deposits</b>									
				<b>\$120,972.96</b>	<b>\$18,596.40</b>	<b>\$0.00</b>	<b>\$0.19</b>		

Date Acquired	Quantity	Unit Cost	Cost Basis	Market Price	Market Value	Unrealized Gain/Loss	Estimated Annual Income	Estimated Yield
<b>Mutual Funds 85.00% of Portfolio</b>								
<b>NASDAQ-100 PROFUND (INVESTOR SHARES)</b>								
Open End Fund								
Dividend Option								
Reinvest, Capital Gains Option, Reinvest								
Average	228.930	111.9050	25,618.39	112.6100	25,779.81	161.42		



# Brokerage

## Account Statement

Statement Period: 12/01/2013 - 12/31/2013

### Portfolio Holdings (continued)

Date Acquired	Quantity	Unit Cost	Cost Basis	Market Price	Market Value	Unrealized Gain/Loss	Estimated Annual Income	Estimated Yield
<b>Mutual Funds (continued)</b>								
<b>RYDEX S&amp;P SMALLCAP 600 PURE GROWTH FUND CLASS H</b>								
Open End Fund			Security Identifier: RYWAX CUSIP 78355E551					
Dividend Option	Reinvest, Capital Gains Option	Reinvest						
Average	1,127.396	53.2360	60,017.50	53.7300	60,574.99	557.49		
<b>TRANSAMERICA HIGH YIELD BOND FUND CLASS A</b>								
Open End Fund			Security Identifier: IHVYX CUSIP 893961102					
Dividend Option	Reinvest, Capital Gains Option	Reinvest						
Average	12,752.969	9.5580	121,886.68	9.6200	122,683.56	796.88	6,800.64	5.54%
<b>Total Mutual Funds</b>			<b>\$207,522.57</b>		<b>\$209,038.36</b>	<b>\$1,515.79</b>	<b>\$6,800.64</b>	

Date Acquired	Quantity	Unit Cost	Cost Basis	Market Price	Market Value	Unrealized Gain/Loss	Estimated Annual Income	Estimated Yield
<b>Exchange-Traded Products 7.00% of Portfolio</b>								
<b>ISHARES INC MSCI MEXICO CAPPED ETF</b>								
Dividend Option	Cash, Capital Gains Option	Cash						
11/29/13	250.000	67.4200	16,855.00	68.0000	17,000.00	145.00	332.70	1.95%
<b>Total Exchange-Traded Products</b>			<b>\$16,855.00</b>		<b>\$17,000.00</b>	<b>\$145.00</b>	<b>\$332.70</b>	
<b>Total Portfolio Holdings</b>								
			<b>\$242,973.97</b>		<b>\$244,634.76</b>	<b>\$1,660.79</b>	<b>\$7,133.53</b>	

**Recipient's Name and Address:**

JUNG FAMILY CHARITABLE  
FOUNDATION

Account Number: 08H-113436

Recipient's Identification  
Number: 20-3578181

**2013 TAX and  
YEAR-END STATEMENT**  
As of 03/06/2014

**IMPORTANT MESSAGE:** We send tax statements when information is finalized by securities issuers. If information is pending from issuers, you and members of your household may receive tax statement(s) at different times. Tax statement mailings will occur by January 31, February 18, February 28 and March 17, depending on when final information for your account is received from issuers. If you have any questions, please visit [mytaxhandbook.com](http://mytaxhandbook.com).

This section is being provided for informational purposes only. The information in this section will not be furnished to the Internal Revenue Service.

**2013 Form 1099-B Proceeds From Broker and Barter Exchange Transactions** OMB No. 1545-0715

(For individuals report details on Form 1040 Schedule D Line 1b, 2, 8b or 9)

This section is being provided for informational purposes only. The information in this section will not be furnished to the Internal Revenue Service.  
Note for Exempt S Corporations Only: 1099-B records for covered transactions are reported to the IRS.

Disposition Transaction	Disposition Method	Quantity (Box 1e)	Date of Acquisition (Box 1b)	Date of Sale or Exchange (Box 1a)	Gross Proceeds Less Commissions and Option Premiums (Box 2a)	Cost or Other Basis (Box 3)	Adjustments W=Wash Sale Loss (Box 5) O=Option Premium	Realized Gain or (Loss)
<b>Short-Term Transactions for Which Basis Is Reported to the IRS - Report on Form 8949, Part I, with Box A checked.</b>								
<b>Covered (Box 6b)</b>								
Description (Box 8)		ALLIANCE BERNSTEIN HIGH INCOME FUND CLASS A			CUSIP: 01859M101			
SELL	AVERAGE COST	6,396.588	07/09/2013	08/15/2013	59,982.56	60,019.40	0.14 W	(36.70)
SELL	AVERAGE COST	24.703	07/31/2013	08/15/2013	231.65	231.92		(0.27)
Wash sale: 37 day(s) added to holding period								
SALE DATE TOTAL		6,421.291	VARIOUS	08/15/2013	60,214.21	60,251.32		(36.97)
Description (Box 8)		FIDELITY ADVISOR LEVERAGED COMPANY STOCK FUND CLASS A			CUSIP: 315805424			
SELL	AVERAGE COST	504.514	09/24/2012	02/25/2013	20,880.21	19,018.08		1,862.13
SELL	AVERAGE COST	480	12/28/2012	02/25/2013	19.87	18.10		1.77
SALE DATE TOTAL		504.994	VARIOUS	02/25/2013	20,900.08	19,036.18		1,863.90



**Recipient's Name and Address:**

JUNG FAMILY CHARITABLE  
FOUNDATION

Account Number: 08H-113436

Recipient's Identification  
Number 20-3578181

**2013 TAX and  
YEAR-END STATEMENT**  
As of 03/06/2014

**2013 Form 1099-B Proceeds From Broker and Barter Exchange Transactions OMB No. 1545-0715 (Continued)**

(For individuals report details on Form 1040 Schedule D Line 1e, 2, 8b, or 9)

Disposition Transaction	Disposition Method	Quantity (Box 1e)	Date of Acquisition (Box 1b)	Date of Sale or Exchange (Box 1a)	Gross Proceeds Less Commissions and Option Premiums (Box 2a)	Cost or Other Basis (Box 3)	Adjustments W=Wash Sale Loss (Box 5) O=Option Premium	Realized Gain or (Loss)
<b>Short-Term Transactions for Which Basis Is Reported to the IRS - Report on Form 8949, Part I, with Box A checked.</b>								
<b>Covered (Box 6b) (continued)</b>								
<b>Description (Box 8)</b>		FIDELITY ADVISOR GRO WTH OPPORTUNITIES CL ASS A			CUSIP: 315807834			
SELL	AVERAGE COST	468.772	03/07/2013	06/05/2013	22,061.67	20,908.87		1,152.80
SELL	AVERAGE COST	300	03/07/2013	06/05/2013	14.12	13.38		0.74
<b>SALE DATE TOTAL</b>		<b>469.072</b>	<b>VARIOUS</b>	<b>06/05/2013</b>	<b>22,075.79</b>	<b>20,922.25</b>		<b>1,153.54</b>
<b>Description (Box 8)</b>		FIDELITY ADVISOR STR ATEGIC INCOME CLASS A			CUSIP: 315920850			
SELL	AVERAGE COST	1,657.550	02/25/2013	03/07/2013	20,900.08	20,903.32		(3.24)
SELL	AVERAGE COST	440	02/28/2013	03/07/2013	5.55	5.55		0.00
Wash sale: 10 day(s) added to holding period								
<b>SALE DATE TOTAL</b>		<b>1,657.990</b>	<b>VARIOUS</b>	<b>03/07/2013</b>	<b>20,905.63</b>	<b>20,908.87</b>		<b>(3.24)</b>
<b>Description (Box 8)</b>		ISHARES TR CHINA LAR GE-CAP ETF			CUSIP: 464287184			
SELL	FIRST IN FIRST OUT	400	11/29/2013	12/11/2013	15,413.73	16,102.00		(688.27)
<b>Description (Box 8)</b>		PIMCO HIGH YIELD CLA SS A			CUSIP: 693390379			
SELL	AVERAGE COST	6,563.295	06/19/2012	02/07/2013	63,268.63	60,537.61		2,731.02
SELL	AVERAGE COST	24.872	06/29/2012	02/07/2013	239.76	229.42		10.34
SELL	AVERAGE COST	59.754	07/31/2012	02/07/2013	576.01	551.16		24.85
SELL	AVERAGE COST	69.039	08/31/2012	02/07/2013	665.52	636.80		28.72
SELL	AVERAGE COST	49.600	09/28/2012	02/07/2013	478.13	457.50		20.63
SELL	AVERAGE COST	30.364	10/31/2012	02/07/2013	292.70	280.07		12.63

**Recipient's Name and Address:**

JUNG FAMILY CHARITABLE  
FOUNDATION

Account Number: 08H-113436

Recipient's Identification  
Number: 20-3578181

**2013 TAX and  
YEAR-END STATEMENT**  
As of 03/06/2014

**2013 Form 1099-B Proceeds From Broker and Barter Exchange Transactions** OMB No. 1545-0715 (Continued)  
(For individuals report details on Form 1040 Schedule D Line 1b, 2, 8b or 9)

Disposition Transaction	Disposition Method	Quantity (Box 1e)	Date of Acquisition (Box 1b)	Date of Sale or Exchange (Box 1a)	Gross Proceeds Less Commissions and Option Premiums (Box 2a)	Cost or Other Basis (Box 3)	Adjustments W=Wash Sale Loss (Box 5) O=Option Premium	Realized Gain or (Loss)
<b>Short-Term Transactions for Which Basis Is Reported to the IRS - Report on Form 8949, Part I, with Box A checked.</b>								
<b>Covered (Box 6b) (continued)</b>								
<b>Description (Box 8)</b> PIMCO HIGH YIELD CLASS A			<b>CUSIP</b> 693390379 (continued)					
SELL	AVERAGE COST	35.175	11/30/2012	02/07/2013	339.08	324.45		14.63
SELL	AVERAGE COST	25.169	12/27/2012	02/07/2013	242.62	232.16		10.46
SELL	AVERAGE COST	32.307	12/31/2012	02/07/2013	311.43	297.99		13.44
SELL	AVERAGE COST	32.076	01/31/2013	02/07/2013	309.22	295.86		13.36
<b>SALE DATE TOTAL</b>		<b>6,921.651</b>	<b>VARIOUS</b>	<b>02/07/2013</b>	<b>66,723.10</b>	<b>63,843.02</b>		<b>2,880.08</b>
<b>Description (Box 8)</b> PIMCO FLOATING INCOME FUND CLASS A			<b>CUSIP</b> 722005162					
SELL	AVERAGE COST	7,591.968	05/14/2013	06/03/2013	67,627.00	68,932.79	4.79 W	(1,301.00)
SELL	AVERAGE COST	13.235	05/31/2013	06/03/2013	117.89	122.44		(4.55)
	Wash sale: 20 day(s) added to holding period							
SELL	AVERAGE COST	1.377	05/31/2013	06/03/2013	12.27	12.73		(0.46)
	Wash sale: 20 day(s) added to holding period							
SELL	AVERAGE COST	13.235	05/31/2013	06/03/2013	117.89	122.44		(4.55)
	Wash sale: 20 day(s) added to holding period							
<b>SALE DATE TOTAL</b>		<b>7,619.815</b>	<b>VARIOUS</b>	<b>06/03/2013</b>	<b>67,875.05</b>	<b>69,190.40</b>		<b>(1,310.56)</b>
<b>Description (Box 8)</b> PIMCO INCOME FUND CLASS A			<b>CUSIP</b> 72201F474					
SELL	AVERAGE COST	5,325.197	02/07/2013	05/14/2013	68,160.92	66,731.40		1,429.52
SELL	AVERAGE COST	16.483	02/28/2013	05/14/2013	210.98	206.56		4.42

**Recipient's Name and Address:**JUNG FAMILY CHARITABLE  
FOUNDATION

Account Number: 08H-113436

Recipient's Identification  
Number 20-3578181**2013 TAX and  
YEAR-END STATEMENT  
As of 03/06/2014****2013 Form 1099-B Proceeds From Broker and Barter Exchange Transactions OMB No. 1545-0715 (Continued)**

(For individuals report details on Form 1040 Schedule D Line 1b, 7, 8b or 9)

Disposition Transaction	Disposition Method	Quantity (Box 1e)	Date of Acquisition (Box 1b)	Date of Sale or Exchange (Box 1a)	Gross Proceeds Less Commissions and Option Premiums (Box 2a)	Cost or Other Basis (Box 3)	Adjustments W=Wash Sale Loss (Box 5) O=Option Premium	Realized Gain or (Loss)
<b>Short-Term Transactions for Which Basis Is Reported to the IRS - Report on Form 8949, Part I, with Box A checked.</b>								
<b>Covered (Box 6b) (continued)</b>								
Description (Box 8) PIMCO INCOME FUND CL ASS A					CUSIP: 72201F474 (continued)			
SELL	AVERAGE COST	22 067	03/28/2013	05/14/2013	282 45	276 53		5 92
SELL	AVERAGE COST	21 805	04/30/2013	05/14/2013	279 10	273 25		5 85
<b>SALE DATE TOTAL</b>		<b>5,385,552</b>	<b>VARIOUS</b>	<b>05/14/2013</b>	<b>68,933.45</b>	<b>67,487.74</b>		<b>1,445 71</b>
Description (Box 8) NASDAQ-100 PROFUND ( INVESTOR SHARES)					CUSIP: 743185159			
SELL	AVERAGE COST	5 908	12/27/2012	01/24/2013	519 72	546 67		(26 95)
	Wash sale: 8 day(s) added to holding period							
SELL	AVERAGE COST	4 080	12/27/2012	01/24/2013	358 91	377 52		(18 61)
	Wash sale: 8 day(s) added to holding period							
SELL	AVERAGE COST	325 879	01/02/2013	01/24/2013	28,666 97	30 153 94		(1,486 97)
	Wash sale: 8 day(s) added to holding period							
<b>SALE DATE TOTAL</b>		<b>335 867</b>	<b>VARIOUS</b>	<b>01/24/2013</b>	<b>29,545 60</b>	<b>31,078.13</b>		<b>(1,532 53)</b>
SELL	AVERAGE COST	541 078	03/07/2013	03/25/2013	48,732 59	49,000 00	267 41 *	0 00
SELL	AVERAGE COST	541 078	04/10/2013	04/18/2013	47,873 32	50,127 89		(2,254 57)
	Wash sale: 18 day(s) added to holding period							
SELL	AVERAGE COST	433 264	04/10/2013	04/18/2013	38,334 18	40,139 51		(1 805 33)
<b>SALE DATE TOTAL</b>		<b>974 342</b>	<b>VARIOUS</b>	<b>04/18/2013</b>	<b>86,207 50</b>	<b>90,267.40</b>		<b>(4,059 90)</b>
SELL	AVERAGE COST	587 257	09/09/2013	09/16/2013	59,913 81	60 000 00		(86 19)

**Recipient's Name and Address:**

JUNG FAMILY CHARITABLE  
FOUNDATION

Account Number: 08H-113436

Recipient's Identification  
Number: 20-3578181

**2013 TAX and  
YEAR-END STATEMENT**  
As of 03/06/2014

**2013 Form 1099-B** **Proceeds From Broker and Barter Exchange Transactions** **OMB No. 1545-0715 (Continued)**  
(For individuals report details on Form 1040 Schedule D Line 1b, 2, 8b or 9)

Disposition Transaction	Disposition Method	Quantity (Box 1e)	Date of Acquisition (Box 1b)	Date of Sale or Exchange (Box 1a)	Gross Proceeds Less Commissions and Option Premiums (Box 2a)	Cost or Other Basis (Box 3)	Adjustments W=Wash Sale Loss (Box 5) O=Option Premium	Realized Gain or (Loss)
<b>Short-Term Transactions for Which Basis Is Reported to the IRS - Report on Form 8949, Part I, with Box A checked</b>								
<b>Covered (Box 6b) (continued)</b>								
Description (Box 8) NASDAQ 100 PROFUND ( INVESTOR SHARES)			CUSIP: 743185159 (continued)					
SECURITY TOTAL					224,399.50	230,345.53		(5,678.62)
Description (Box 8) RYDEX S&P SMALLCAP 6 00 PURE GROWTH FUND CLASS H			CUSIP: 78355E551					
SELL	AVERAGE COST	1,270.815	07/09/2013	07/30/2013	58,503.53	58,017.50		486.03
SELL	AVERAGE COST	1,226.242	10/02/2013	10/07/2013	59,087.36	60,017.50		(930.14)
SECURITY TOTAL					117,590.89	118,035.00		(444.11)
Description (Box 8) RYDEX S&P 500 PURE V ALUE FUND CLASS H			CUSIP: 78355E676					
SELL	AVERAGE COST	411.936	12/18/2012	02/15/2013	44,729.80	42,287.64		2,442.16
SELL	AVERAGE COST	270.295	01/29/2013	02/15/2013	29,349.81	27,747.37		1,602.44
SALE DATE TOTAL		682.231	VARIOUS	02/15/2013	74,079.61	70,035.01		4,044.60
SELL	AVERAGE COST	987.209	06/26/2013	07/01/2013	116,729.84	115,017.50		1,712.34
SELL	AVERAGE COST	465.976	09/06/2013	09/24/2013	59,413.08	58,017.50		1,395.58
SELL	AVERAGE COST	455.235	10/16/2013	11/06/2013	61,580.35	60,017.50		1,562.85
SECURITY TOTAL					311,802.88	303,087.51		8,715.37
Description (Box 8) RYDEX ENERGY SERVICE S FUND (INVESTOR CLASS)			CUSIP: 783554736					
SELL	AVERAGE COST	540.485	01/29/2013	02/25/2013	28,340.68	29,348.36		(1,007.68)

**Recipient's Name and Address:**

JUNG FAMILY CHARITABLE  
FOUNDATION

Account Number: 08H-113436

Recipient's Identification  
Number: 20-3578181

**2013 TAX and  
YEAR-END STATEMENT**  
As of 03/06/2014

**2013 Form 1099-B Proceeds From Broker and Barter Exchange Transactions OMB No. 1545-0715 (Continued)**

(For individuals report details on Form 1040 Schedule D Line 1b, 2, 8b or 9)

Disposition Transaction	Disposition Method	Quantity (Box 1e)	Date of Acquisition (Box 1b)	Date of Sale or Exchange (Box 1a)	Gross Proceeds Less Commissions and Option Premiums (Box 2a)	Cost or Other Basis (Box 3)	Adjustments W=Wash Sale Loss (Box 5) O=Option Premium	Realized Gain or (Loss)
----------------------------	--------------------	----------------------	------------------------------------	--	---	--------------------------------------	--	-------------------------------

**Short-Term Transactions for Which Basis Is Reported to the IRS - Report on Form 8949, Part I, with Box A checked.**

**Covered (Box 6b) (continued)**

<b>Description (Box 8)</b>		RYDEX BIOTECHNOLOGY FUND (INVESTOR CLASS)			CUSIP 783554827			
SELL	AVERAGE COST	657.298	01/11/2013	01/29/2013	29,297.36	29,000.00		297.36
SELL	AVERAGE COST	860.914	04/25/2013	05/15/2013	47,144.31	45,000.00		2,144.31
SELL	AVERAGE COST	1,065.197	07/05/2013	07/25/2013	61,922.16	58,000.00		3,922.16
SELL	AVERAGE COST	936.657	10/02/2013	10/07/2013	57,600.24	59,000.00		(1,399.76)
<b>SECURITY TOTAL</b>					<b>195,964.07</b>	<b>191,000.00</b>		<b>4,964.07</b>
<b>Description (Box 8)</b>		TRANSAMERICA HIGH YIELD BOND FUND CLASS A			CUSIP 893961102			
SELL	AVERAGE COST	5,450.734	11/19/2012	06/05/2013	53,252.11	52,063.98		1,188.13
SELL	AVERAGE COST	27.259	11/28/2012	06/05/2013	266.31	260.38		5.93
SELL	AVERAGE COST	32.726	12/24/2012	06/05/2013	319.72	312.60		7.12
SELL	AVERAGE COST	24.916	01/30/2013	06/05/2013	243.42	238.00		5.42
SELL	AVERAGE COST	26.954	02/27/2013	06/05/2013	263.33	257.46		5.87
SELL	AVERAGE COST	25.840	03/26/2013	06/05/2013	252.45	246.82		5.63
SELL	AVERAGE COST	28.301	04/29/2013	06/05/2013	276.49	270.33		6.16
SELL	AVERAGE COST	24.938	05/30/2013	06/05/2013	243.65	238.21		5.44
<b>SALE DATE TOTAL</b>		<b>5,641.668</b>	<b>VARIOUS</b>	<b>06/05/2013</b>	<b>55,117.48</b>	<b>53,887.78</b>		<b>1,229.70</b>

**Recipient's Name and Address:**

JUNG FAMILY CHARITABLE  
FOUNDATION

Account Number: 08H-113436

Recipient's Identification  
Number: 20-3578181

**2013 TAX and  
YEAR-END STATEMENT  
As of 03/06/2014**

**2013 Form 1099-B Proceeds From Broker and Barter Exchange Transactions OMB No. 1545-0715 (Continued)**

(For individuals report details on Form 1040 Schedule D Line 1b, 2, 8b or 9)

Disposition Transaction	Disposition Method	Quantity (Box 1e)	Date of Acquisition (Box 1b)	Date of Sale or Exchange (Box 1a)	Gross Proceeds Less Commissions and Option Premiums (Box 2a)	Cost or Other Basis (Box 3)	Adjustments W=Wash Sale Loss (Box 5) O=Option Premium	Realized Gain or (Loss)
<b>Short-Term Transactions for Which Basis Is Reported to the IRS - Report on Form 8949, Part I, with Box A checked.</b>								
<b>Covered (Box 6b) (continued)</b>								
Description (Box 8)		TRANSAMERICA SHORT- TERM BOND FUND CLASS A			CUSIP 893962639			
SELL	AVERAGE COST	5,264.479	06/05/2013	07/09/2013	54,591.03	55,119.96	0.75	(528.18)
SELL	AVERAGE COST	7.488	06/25/2013	07/09/2013	77.65	79.14		(1.49)
Wash sale: 34 day(s) added to holding period								
SALE DATE TOTAL		5,271.967	VARIOUS	07/09/2013	54,668.68	55,199.10		(529.67)
Short-Term Covered Total					1,330,925.22	1,318,645.06		12,553.25
Covered Total					1,330,925.22	1,318,645.06		12,553.25
Total					1,330,925.22	1,318,645.06		12,553.25

**IRS Form 1099-B - Proceeds from Broker and Barter Exchange Transactions**

The amounts in this section of your Tax Information Statement reflect proceeds from securities transactions, such as sales, redemptions, tender offers, return of principal distributions, the option premium portion of reverse convertibles and bond maturities. Short-term and long-term transactions are segregated in your 1099-B form in a format comparable to IRS Form 8949 for dispositions of covered and noncovered securities. Since your financial organization subscribes to our premium Tax and Year-End Statement, the date of acquisition, cost or other basis, type of gain or loss (long-term or short-term) and whether any loss is disallowed due to a wash sale for both covered and noncovered securities transactions will be displayed when available. Please note that such detail for noncovered transactions is not reported to the IRS.

**Type of Gain or (Loss) (Box 1c).** The section headings within the 1099-B indicate the type of gain or (loss) for the transactions: short-term or long-term.

**Covered (b) or Noncovered (a) Security (Box 6).** The section headings within the 1099-B indicate whether your security transaction is or is not a covered security under the IRS cost basis reporting program.

**Description (Box 8).** Shows a brief description of the item or service for which the proceeds are being reported.

**CUSIP.** Broker transactions may show the Committee on Uniform Security Identification Procedures (CUSIP) number of the item reported.

**Disposition Transaction.** This column will denote the type of transaction, for example "SELL."

**Disposition Method.** The method used to select the lot will be displayed as, for example, first in first-out (FIFO). Please refer to the Client Service Information Section in your brokerage account statement for your account's existing tax lot disposition method.

**Quantity (Box 1e).** The number of shares included in the sale or exchange for the lot reported. If fractional shares are part of the disposition, those shares will be displayed to three decimal places.

**Date of Acquisition (Box 1b).** This box represents the date you acquired the security or, for short sales, the date you opened the short sale. You may see the word "VARIOUS" displayed in this column if the disposition transaction includes multiple lots with various acquisition dates.

**Date of Sale or Exchange (Box 1a).** This box shows the trade date of the sale or exchange. For short sales, the date shown is the date you closed the short sale.

**Gross Proceeds (Less Commissions and Option Premiums) (Box 2a).** Gross proceeds from transactions involving stocks, bonds and other debt obligations are reported in Box 2a. These amounts do not reflect net profits and are net of transaction costs (for instance, commissions and option premiums). Report the gross proceeds from each transaction separately on IRS Form 8949 (Sales and Other Dispositions of Capital Assets) and IRS Form 1040, Schedule D (Capital Gains and Losses). See the Instructions for Form 8949 for exceptions to reporting each transaction on a separate row. This box does not include proceeds from regulated futures or foreign currency forward contracts.