



See a Social Security Number? Say Something!
Report Privacy Problems to <https://public.resource.org/privacy>
Or call the IRS Identity Theft Hotline at 1-800-908-4490



Form 990-PF



Department of the Treasury
Internal Revenue Service

Return of Private Foundation

or Section 4947(a)(1) Trust Treated as Private Foundation

Do not enter Social Security numbers on this form as it may be made public. By law, the IRS cannot redact the information on the form.

Information about Form 990-PF and its instructions is at www.irs.gov/form990pf.




OMB No 1545-0052

2013

Open to Public Inspection

For calendar year 2013, or tax year beginning 01-01-2013 , and ending 12-31-2013

Name of foundation The Susan Ileene Wirthlin Foundation		A Employer identification number 20-1971647	
Number and street (or P O box number if mail is not delivered to street address) 2625 Old Orchard Circle		B Telephone number (see instructions) (801) 272-1367	
City or town, state or province, country, and ZIP or foreign postal code Holladay, UT 84121		C If exemption application is pending, check here <input type="checkbox"/>	
G Check all that apply <div><input type="checkbox"/> Initial return <input type="checkbox"/> Final return <input type="checkbox"/> Address change</div> <div><input type="checkbox"/> Initial return of a former public charity <input type="checkbox"/> Amended return <input type="checkbox"/> Name change</div>		D 1. Foreign organizations, check here <input type="checkbox"/> 2. Foreign organizations meeting the 85% test, check here and attach computation <input type="checkbox"/>	
H Check type of organization <input checked="" type="checkbox"/> Section 501(c)(3) exempt private foundation <input type="checkbox"/> Section 4947(a)(1) nonexempt charitable trust <input type="checkbox"/> Other taxable private foundation		E If private foundation status was terminated under section 507(b)(1)(A), check here <input type="checkbox"/>	
I Fair market value of all assets at end of year (from Part II, col. (c), line 16) <input type="checkbox"/> \$ 1,164,104		F If the foundation is in a 60-month termination under section 507(b)(1)(B), check here <input type="checkbox"/>	
J Accounting method <input checked="" type="checkbox"/> Cash <input type="checkbox"/> Accrual <input type="checkbox"/> Other (specify) _____ (Part I, column (d) must be on cash basis.)			

Part I Analysis of Revenue and Expenses (The total of amounts in columns (b), (c), and (d) may not necessarily equal the amounts in column (a) (see instructions))		(a) Revenue and expenses per books	(b) Net investment income	(c) Adjusted net income	(d) Disbursements for charitable purposes (cash basis only)
Revenue	1 Contributions, gifts, grants, etc , received (attach schedule)				
	2 Check <input checked="" type="checkbox"/> if the foundation is not required to attach Sch B				
	3 Interest on savings and temporary cash investments	12	12		
	4 Dividends and interest from securities.	21,585	21,585		
	5a Gross rents				
	b Net rental income or (loss) _____				
	6a Net gain or (loss) from sale of assets not on line 10	79,540			
	b Gross sales price for all assets on line 6a 649,853				
	7 Capital gain net income (from Part IV , line 2) . . .		79,540		
	8 Net short-term capital gain				
	9 Income modifications				
	10a Gross sales less returns and allowances				
Operating and Administrative Expenses	b Less Cost of goods sold				
	c Gross profit or (loss) (attach schedule)				
	11 Other income (attach schedule)				
	12 Total. Add lines 1 through 11	101,137	101,137		
	13 Compensation of officers, directors, trustees, etc	6,000	3,000		3,000
	14 Other employee salaries and wages				
	15 Pension plans, employee benefits				
	16a Legal fees (attach schedule)				
	b Accounting fees (attach schedule)	 1,950			
	c Other professional fees (attach schedule)				
	17 Interest	1	1		
	18 Taxes (attach schedule) (see instructions)	 514	514		
	19 Depreciation (attach schedule) and depletion . . .				
	20 Occupancy				
	21 Travel, conferences, and meetings				
	22 Printing and publications				
	23 Other expenses (attach schedule)	 4,885	4,885		
	24 Total operating and administrative expenses.				
	Add lines 13 through 23	13,350	8,400		3,000
	25 Contributions, gifts, grants paid	50,500			50,500
	26 Total expenses and disbursements. Add lines 24 and 25	63,850	8,400		53,500
	27 Subtract line 26 from line 12				
	a Excess of revenue over expenses and disbursements	37,287			
	b Net investment income (if negative, enter -0-)		92,737		
	c Adjusted net income (if negative, enter -0-)				

Part II Balance Sheets		Attached schedules and amounts in the description column should be for end-of-year amounts only (See instructions)	Beginning of year	End of year	
			(a) Book Value	(b) Book Value	(c) Fair Market Value
Assets	1	Cash—non-interest-bearing	4,847	1,203	1,203
	2	Savings and temporary cash investments	18,874	9,249	9,249
	3	Accounts receivable ▶ _____ Less allowance for doubtful accounts ▶ _____			
	4	Pledges receivable ▶ _____ Less allowance for doubtful accounts ▶ _____			
	5	Grants receivable			
	6	Receivables due from officers, directors, trustees, and other disqualified persons (attach schedule) (see instructions)			
	7	Other notes and loans receivable (attach schedule) ▶ _____ Less allowance for doubtful accounts ▶ _____			
	8	Inventories for sale or use			
	9	Prepaid expenses and deferred charges			
	10a	Investments—U S and state government obligations (attach schedule)			
	b	Investments—corporate stock (attach schedule)	971,440	1,021,996	1,153,652
	c	Investments—corporate bonds (attach schedule).			
	11	Investments—land, buildings, and equipment basis ▶ _____ Less accumulated depreciation (attach schedule) ▶ _____			
	12	Investments—mortgage loans			
	13	Investments—other (attach schedule)			
	14	Land, buildings, and equipment basis ▶ _____ Less accumulated depreciation (attach schedule) ▶ _____			
	15	Other assets (describe ▶ _____)			
	16	Total assets (to be completed by all filers—see the instructions Also, see page 1, item I)	995,161	1,032,448	1,164,104
Liabilities	17	Accounts payable and accrued expenses			
	18	Grants payable			
	19	Deferred revenue			
	20	Loans from officers, directors, trustees, and other disqualified persons			
	21	Mortgages and other notes payable (attach schedule)			
	22	Other liabilities (describe ▶ _____)			
	23	Total liabilities (add lines 17 through 22)		0	
Net Assets or Fund Balances		Foundations that follow SFAS 117, check here ▶ <input checked="" type="checkbox"/> and complete lines 24 through 26 and lines 30 and 31.			
	24	Unrestricted	995,161	1,032,448	
	25	Temporarily restricted			
	26	Permanently restricted			
		Foundations that do not follow SFAS 117, check here ▶ <input type="checkbox"/> and complete lines 27 through 31.			
	27	Capital stock, trust principal, or current funds			
	28	Paid-in or capital surplus, or land, bldg , and equipment fund			
	29	Retained earnings, accumulated income, endowment, or other funds			
	30	Total net assets or fund balances (see page 17 of the instructions)	995,161	1,032,448	
	31	Total liabilities and net assets/fund balances (see page 17 of the instructions)	995,161	1,032,448	

Part III Analysis of Changes in Net Assets or Fund Balances

1	Total net assets or fund balances at beginning of year—Part II, column (a), line 30 (must agree with end-of-year figure reported on prior year’s return)	1	995,161
2	Enter amount from Part I, line 27a	2	37,287
3	Other increases not included in line 2 (itemize) ▶ _____	3	
4	Add lines 1, 2, and 3	4	1,032,448
5	Decreases not included in line 2 (itemize) ▶ _____	5	
6	Total net assets or fund balances at end of year (line 4 minus line 5)—Part II, column (b), line 30	6	1,032,448

Part IV Capital Gains and Losses for Tax on Investment Income

(a) List and describe the kind(s) of property sold (e g , real estate, 2-story brick warehouse, or common stock, 200 shs MLC Co)		(b) How acquired P—Purchase D—Donation	(c) Date acquired (mo , day, yr)	(d) Date sold (mo , day, yr)
1 a Capital Gain Dividends				
b				
c				
d				
e				
(e) Gross sales price	(f) Depreciation allowed (or allowable)	(g) Cost or other basis plus expense of sale	(h) Gain or (loss) (e) plus (f) minus (g)	
a				
b			3,724	
c				
d				
e				
Complete only for assets showing gain in column (h) and owned by the foundation on 12/31/69			(i) Gains (Col (h) gain minus col (k), but not less than -0-) or Losses (from col (h))	
(i) F M V as of 12/31/69	(j) Adjusted basis as of 12/31/69	(k) Excess of col (i) over col (j), if any		
a				
b				
c				
d				
e				
2 Capital gain net income or (net capital loss)		{ If gain, also enter in Part I, line 7 If (loss), enter -0- in Part I, line 7 }	2	79,540
3 Net short-term capital gain or (loss) as defined in sections 1222(5) and (6) If gain, also enter in Part I, line 8, column (c) (see instructions) If (loss), enter -0- in Part I, line 8			3	13,684

Part V Qualification Under Section 4940(e) for Reduced Tax on Net Investment Income

(For optional use by domestic private foundations subject to the section 4940(a) tax on net investment income)

If section 4940(d)(2) applies, leave this part blank

Was the foundation liable for the section 4942 tax on the distributable amount of any year in the base period? ☐ Yes ☒ No

If "Yes," the foundation does not qualify under section 4940(e) Do not complete this part

1 Enter the appropriate amount in each column for each year, see page 18 of the instructions before making any entries

(a) Base period years Calendar year (or tax year beginning in)	(b) Adjusted qualifying distributions	(c) Net value of noncharitable-use assets	(d) Distribution ratio (col (b) divided by col (c))
2012	51,665	1,023,327	0 05049
2011	49,176	1,046,034	0 04701
2010	43,171	989,182	0 04364
2009	48,130	884,178	0 05444
2008	65,256	1,141,235	0 05718

2 Total of line 1, column (d).	2	0 25276
3 Average distribution ratio for the 5-year base period—divide the total on line 2 by 5, or by the number of years the foundation has been in existence if less than 5 years	3	0 05055
4 Enter the net value of noncharitable-use assets for 2013 from Part X, line 5.	4	1,109,763
5 Multiply line 4 by line 3.	5	56,100
6 Enter 1% of net investment income (1% of Part I, line 27b).	6	927
7 Add lines 5 and 6.	7	57,027
8 Enter qualifying distributions from Part XII, line 4.	8	53,500

If line 8 is equal to or greater than line 7, check the box in Part VI, line 1b, and complete that part using a 1% tax rate See
the Part VI instructions

Part VI **Excise Tax Based on Investment Income (Section 4940(a), 4940(b), 4940(e), or 4948—see page 18 of the instructions)**

1a	Exempt operating foundations described in section 4940(d)(2), check here <input type="checkbox"/> and enter "N/A" on line 1		
	Date of ruling or determination letter _____ (attach copy of letter if necessary—see instructions)		
b	Domestic foundations that meet the section 4940(e) requirements in Part V, check here <input type="checkbox"/> and enter 1% of Part I, line 27b	1	1,855
c	All other domestic foundations enter 2% of line 27b. Exempt foreign organizations enter 4% of Part I, line 12, col. (b)		
2	Tax under section 511 (domestic section 4947(a)(1) trusts and taxable foundations only. Others enter -0-)	2	
3	Add lines 1 and 2.	3	1,855
4	Subtitle A (income) tax (domestic section 4947(a)(1) trusts and taxable foundations only. Others enter -0-)	4	
5	Tax based on investment income. Subtract line 4 from line 3. If zero or less, enter -0-	5	1,855
6	Credits/Payments		
a	2013 estimated tax payments and 2012 overpayment credited to 2013	6a	990
b	Exempt foreign organizations—tax withheld at source	6b	
c	Tax paid with application for extension of time to file (Form 8868)	6c	2,865
d	Backup withholding erroneously withheld	6d	
7	Total credits and payments. Add lines 6a through 6d.	7	3,855
8	Enter any penalty for underpayment of estimated tax. Check here <input type="checkbox"/> if Form 2220 is attached.	8	
9	Tax due. If the total of lines 5 and 8 is more than line 7, enter amount owed	9	
10	Overpayment. If line 7 is more than the total of lines 5 and 8, enter the amount overpaid	10	2,000
11	Enter the amount of line 10 to be Credited to 2014 estimated tax <input type="checkbox"/> 2,000 Refunded <input type="checkbox"/>	11	

Part VII-A **Statements Regarding Activities**

1a	During the tax year, did the foundation attempt to influence any national, state, or local legislation or did it participate or intervene in any political campaign?	1a	Yes	No
b	Did it spend more than \$100 during the year (either directly or indirectly) for political purposes (see page 19 of the instructions for definition)? <i>If the answer is "Yes" to 1a or 1b, attach a detailed description of the activities and copies of any materials published or distributed by the foundation in connection with the activities.</i>	1b		No
c	Did the foundation file Form 1120-POL for this year?	1c		No
d	Enter the amount (if any) of tax on political expenditures (section 4955) imposed during the year: (1) On the foundation <input type="checkbox"/> \$ _____ (2) On foundation managers <input type="checkbox"/> \$ _____			
e	Enter the reimbursement (if any) paid by the foundation during the year for political expenditure tax imposed on foundation managers <input type="checkbox"/> \$ _____			
2	Has the foundation engaged in any activities that have not previously been reported to the IRS? <i>If "Yes," attach a detailed description of the activities.</i>	2		No
3	Has the foundation made any changes, not previously reported to the IRS, in its governing instrument, articles of incorporation, or bylaws, or other similar instruments? <i>If "Yes," attach a conformed copy of the changes</i>	3		No
4a	Did the foundation have unrelated business gross income of \$1,000 or more during the year?	4a		No
b	If "Yes," has it filed a tax return on Form 990-T for this year?	4b		No
5	Was there a liquidation, termination, dissolution, or substantial contraction during the year? <i>If "Yes," attach the statement required by General Instruction T.</i>	5		No
6	Are the requirements of section 508(e) (relating to sections 4941 through 4945) satisfied either: • By language in the governing instrument, or • By state legislation that effectively amends the governing instrument so that no mandatory directions that conflict with the state law remain in the governing instrument?	6	Yes	
7	Did the foundation have at least \$5,000 in assets at any time during the year? <i>If "Yes," complete Part II, col. (c), and Part XV.</i>	7	Yes	
8a	Enter the states to which the foundation reports or with which it is registered (see instructions): <input type="checkbox"/> UT _____			
b	If the answer is "Yes" to line 7, has the foundation furnished a copy of Form 990-PF to the Attorney General (or designate) of each state as required by General Instruction G? <i>If "No," attach explanation.</i>	8b	Yes	
9	Is the foundation claiming status as a private operating foundation within the meaning of section 4942(j)(3) or 4942(j)(5) for calendar year 2013 or the taxable year beginning in 2013 (see instructions for Part XIV)? <i>If "Yes," complete Part XIV</i>	9		No
10	Did any persons become substantial contributors during the tax year? <i>If "Yes," attach a schedule listing their names and addresses.</i>	10		No

Part VII-A

Statements Regarding Activities *(continued)*

11	At any time during the year, did the foundation, directly or indirectly, own a controlled entity within the meaning of section 512(b)(13)? If "Yes," attach schedule (see instructions).	11		No
12	Did the foundation make a distribution to a donor advised fund over which the foundation or a disqualified person had advisory privileges? If "Yes," attach statement (see instructions)	12		No
13	Did the foundation comply with the public inspection requirements for its annual returns and exemption application?	13	Yes	
Website address N/A				
14	The books are in care of Douglas Grant Telephone no (801) 364-7777 Located at 420 E S Temple 450 Salt Lake City UT ZIP+4 84111			
15	Section 4947(a)(1) nonexempt charitable trusts filing Form 990-PF in lieu of Form 1041 —Check here and enter the amount of tax-exempt interest received or accrued during the year.	15		
16	At any time during calendar year 2013, did the foundation have an interest in or a signature or other authority over a bank, securities, or other financial account in a foreign country?	16	Yes	No
See instructions for exceptions and filing requirements for Form TD F 90-22.1 If "Yes", enter the name of the foreign country				

Part VII-B

Statements Regarding Activities for Which Form 4720 May Be Required

File Form 4720 if any item is checked in the "Yes" column, unless an exception applies.			Yes	No
1a	During the year did the foundation (either directly or indirectly) (1) Engage in the sale or exchange, or leasing of property with a disqualified person? (2) Borrow money from, lend money to, or otherwise extend credit to (or accept it from) a disqualified person? (3) Furnish goods, services, or facilities to (or accept them from) a disqualified person? (4) Pay compensation to, or pay or reimburse the expenses of, a disqualified person? (5) Transfer any income or assets to a disqualified person (or make any of either available for the benefit or use of a disqualified person)? (6) Agree to pay money or property to a government official? (Exception. Check "No" if the foundation agreed to make a grant to or to employ the official for a period after termination of government service, if terminating within 90 days).			
b	If any answer is "Yes" to 1a(1)–(6), did any of the acts fail to qualify under the exceptions described in Regulations section 53.4941(d)-3 or in a current notice regarding disaster assistance (see page 20 of the instructions)? Organizations relying on a current notice regarding disaster assistance check here.	1b		No
c	Did the foundation engage in a prior year in any of the acts described in 1a, other than excepted acts, that were not corrected before the first day of the tax year beginning in 2013?	1c		No
2	Taxes on failure to distribute income (section 4942) (does not apply for years the foundation was a private operating foundation defined in section 4942(j)(3) or 4942(j)(5))			
a	At the end of tax year 2013, did the foundation have any undistributed income (lines 6d and 6e, Part XIII) for tax year(s) beginning before 2013? If "Yes," list the years 20____, 20____, 20____, 20____			
b	Are there any years listed in 2a for which the foundation is not applying the provisions of section 4942(a)(2) (relating to incorrect valuation of assets) to the year's undistributed income? (If applying section 4942(a)(2) to all years listed, answer "No" and attach statement—see instructions).	2b		No
c	If the provisions of section 4942(a)(2) are being applied to any of the years listed in 2a, list the years here 20____, 20____, 20____, 20____			
3a	Did the foundation hold more than a 2% direct or indirect interest in any business enterprise at any time during the year?			
b	If "Yes," did it have excess business holdings in 2013 as a result of (1) any purchase by the foundation or disqualified persons after May 26, 1969, (2) the lapse of the 5-year period (or longer period approved by the Commissioner under section 4943(c)(7)) to dispose of holdings acquired by gift or bequest, or (3) the lapse of the 10-, 15-, or 20-year first phase holding period? (Use Schedule C, Form 4720, to determine if the foundation had excess business holdings in 2013.).	3b		No
4a	Did the foundation invest during the year any amount in a manner that would jeopardize its charitable purposes?	4a		No
b	Did the foundation make any investment in a prior year (but after December 31, 1969) that could jeopardize its charitable purpose that had not been removed from jeopardy before the first day of the tax year beginning in 2013?	4b		No

Part VII-B

Statements Regarding Activities for Which Form 4720 May Be Required (continued)

5a

During the year did the foundation pay or incur any amount to

(1)

Carry on propaganda, or otherwise attempt to influence legislation (section 4945(e))?

YesNo

(2)

Influence the outcome of any specific public election (see section 4955), or to carry on, directly or indirectly, any voter registration drive?

YesNo

(3)

Provide a grant to an individual for travel, study, or other similar purposes?

YesNo

(4)

Provide a grant to an organization other than a charitable, etc , organization described in section 509(a)(1), (2), or (3), or section 4940(d)(2)? (see instructions).

YesNo

(5)

Provide for any purpose other than religious, charitable, scientific, literary, or educational purposes, or for the prevention of cruelty to children or animals?

YesNo

b

If any answer is "Yes" to 5a(1)–(5), did **any** of the transactions fail to qualify under the exceptions described in Regulations section 53.4945 or in a current notice regarding disaster assistance (see instructions)?

5b

No

Organizations relying on a current notice regarding disaster assistance check here.

c

If the answer is "Yes" to question 5a(4), does the foundation claim exemption from the tax because it maintained expenditure responsibility for the grant?

YesNo

If "Yes," attach the statement required by Regulations section 53.4945–5(d).

6a

Did the foundation, during the year, receive any funds, directly or indirectly, to pay premiums on a personal benefit contract?

YesNo

b

Did the foundation, during the year, pay premiums, directly or indirectly, on a personal benefit contract?

6b

No

If "Yes" to 6b, file Form 8870.

7a

At any time during the tax year, was the foundation a party to a prohibited tax shelter transaction?

YesNo

b

If yes, did the foundation receive any proceeds or have any net income attributable to the transaction?

7b

No

Part VIII

Information About Officers, Directors, Trustees, Foundation Managers, Highly Paid Employees, and Contractors

1

List all officers, directors, trustees, foundation managers and their compensation (see instructions).

(a) Name and address	(b) Title, and average hours per week devoted to position	(c) Compensation (If not paid, enter -0-)	(d) Contributions to employee benefit plans and deferred compensation	(e) Expense account, other allowances
See Additional Data Table				

2

Compensation of five highest-paid employees (other than those included on line 1—see instructions). If none, enter "NONE."

(a) Name and address of each employee paid more than \$50,000	(b) Title, and average hours per week devoted to position	(c) Compensation	(d) Contributions to employee benefit plans and deferred compensation	(e) Expense account, other allowances
NONE				

Total number of other employees paid over \$50,000.

Form 990-PF (2013)

Part VIII

Information About Officers, Directors, Trustees, Foundation Managers, Highly Paid Employees, and Contractors (continued)

3 Five highest-paid independent contractors for professional services (see instructions). If none, enter "NONE".

(a) Name and address of each person paid more than \$50,000	(b) Type of service	(c) Compensation
NONE		
Total number of others receiving over \$50,000 for professional services.		

Part IX-A

Summary of Direct Charitable Activities

List the foundation's four largest direct charitable activities during the tax year. Include relevant statistical information such as the number of organizations and other beneficiaries served, conferences convened, research papers produced, etc	Expenses
1	
2	
3	
4	

Part IX-B

Summary of Program-Related Investments (see instructions)

Describe the two largest program-related investments made by the foundation during the tax year on lines 1 and 2	Amount
1	
2	
All other program-related investments. See page 24 of the instructions	
3	
Total. Add lines 1 through 3	

Part X

Minimum Investment Return (All domestic foundations must complete this part. Foreign foundations, see instructions.)

1	Fair market value of assets not used (or held for use) directly in carrying out charitable, etc , purposes		
a	Average monthly fair market value of securities.	1a	1,088,562
b	Average of monthly cash balances.	1b	38,101
c	Fair market value of all other assets (see instructions).	1c	0
d	Total (add lines 1a, b, and c).	1d	1,126,663
e	Reduction claimed for blockage or other factors reported on lines 1a and 1c (attach detailed explanation).	1e	0
2	Acquisition indebtedness applicable to line 1 assets.	2	
3	Subtract line 2 from line 1d.	3	1,126,663
4	Cash deemed held for charitable activities Enter 1 1/2% of line 3 (for greater amount, see instructions).	4	16,900
5	Net value of noncharitable-use assets. Subtract line 4 from line 3 Enter here and on Part V, line 4	5	1,109,763
6	Minimum investment return. Enter 5% of line 5.	6	55,488

Part XI

Distributable Amount (see instructions) (Section 4942(j)(3) and (j)(5) private operating foundations and certain foreign organizations check here ☐ and do not complete this part.)

1	Minimum investment return from Part X, line 6.	1	55,488
2a	Tax on investment income for 2013 from Part VI, line 5.	2a	1,855
b	Income tax for 2013 (This does not include the tax from Part VI).	2b	
c	Add lines 2a and 2b.	2c	1,855
3	Distributable amount before adjustments Subtract line 2c from line 1.	3	53,633
4	Recoveries of amounts treated as qualifying distributions.	4	
5	Add lines 3 and 4.	5	53,633
6	Deduction from distributable amount (see instructions).	6	
7	Distributable amount as adjusted Subtract line 6 from line 5 Enter here and on Part XIII, line 1.	7	53,633

Part XII

Qualifying Distributions (see instructions)

1	Amounts paid (including administrative expenses) to accomplish charitable, etc , purposes		
a	Expenses, contributions, gifts, etc —total from Part I, column (d), line 26.	1a	53,500
b	Program-related investments—total from Part IX-B.	1b	
2	Amounts paid to acquire assets used (or held for use) directly in carrying out charitable, etc , purposes.	2	
3	Amounts set aside for specific charitable projects that satisfy the		
a	Suitability test (prior IRS approval required).	3a	
b	Cash distribution test (attach the required schedule).	3b	
4	Qualifying distributions. Add lines 1a through 3b Enter here and on Part V, line 8, and Part XIII, line 4	4	53,500
5	Foundations that qualify under section 4940(e) for the reduced rate of tax on net investment income Enter 1% of Part I, line 27b (see instructions).	5	
6	Adjusted qualifying distributions. Subtract line 5 from line 4.	6	53,500
Note: The amount on line 6 will be used in Part V, column (b), in subsequent years when calculating whether the foundation qualifies for the section 4940(e) reduction of tax in those years			

Part XIII

Undistributed Income (see instructions)

	(a) Corpus	(b) Years prior to 2012	(c) 2012	(d) 2013
1 Distributable amount for 2013 from Part XI, line 7				53,633
2 Undistributed income, if any, as of the end of 2013				
a Enter amount for 2012 only.			48,162	
b Total for prior years 20____, 20____, 20____				
3 Excess distributions carryover, if any, to 2013				
a From 2008.				
b From 2009.				
c From 2010.				
d From 2011.				
e From 2012.				
f Total of lines 3a through e.				
4 Qualifying distributions for 2013 from Part XII, line 4 ▶ \$ 53,500				
a Applied to 2012, but not more than line 2a			48,162	
b Applied to undistributed income of prior years (Election required—see instructions).				
c Treated as distributions out of corpus (Election required—see instructions).	0			
d Applied to 2013 distributable amount.				5,338
e Remaining amount distributed out of corpus				
5 Excess distributions carryover applied to 2013 (If an amount appears in column (d), the same amount must be shown in column (a).)				
6 Enter the net total of each column as indicated below:				
a Corpus Add lines 3f, 4c, and 4e Subtract line 5				
b Prior years' undistributed income Subtract line 4b from line 2b.				
c Enter the amount of prior years' undistributed income for which a notice of deficiency has been issued, or on which the section 4942(a) tax has been previously assessed.				
d Subtract line 6c from line 6b Taxable amount—see instructions				
e Undistributed income for 2012 Subtract line 4a from line 2a Taxable amount—see instructions				
f Undistributed income for 2013 Subtract lines 4d and 5 from line 1 This amount must be distributed in 2014				48,295
7 Amounts treated as distributions out of corpus to satisfy requirements imposed by section 170(b)(1)(F) or 4942(g)(3) (see instructions).				
8 Excess distributions carryover from 2008 not applied on line 5 or line 7 (see instructions). . . .				
9 Excess distributions carryover to 2014. Subtract lines 7 and 8 from line 6a				
10 Analysis of line 9				
a Excess from 2009. . . .				
b Excess from 2010. . . .				
c Excess from 2011. . . .				
d Excess from 2012. . . .				
e Excess from 2013. . . .				

Part XIVPrivate Operating Foundations (see instructions and Part VII-A, question 9)

1a

If the foundation has received a ruling or determination letter that it is a private operating foundation, and the ruling is effective for 2013, enter the date of the ruling.

b

Check box to indicate whether the organization is a private operating foundation described in section 4942(j)(3) or 4942(j)(5)

2a	Enter the lesser of the adjusted net income from Part I or the minimum investment return from Part X for each year listed	Tax year	Prior 3 years			(e) Total
		(a) 2013	(b) 2012	(c) 2011	(d) 2010	
b	85% of line 2a					
c	Qualifying distributions from Part XII, line 4 for each year listed					
d	Amounts included in line 2c not used directly for active conduct of exempt activities					
e	Qualifying distributions made directly for active conduct of exempt activities Subtract line 2d from line 2c					
3	Complete 3a, b, or c for the alternative test relied upon					
a	"Assets" alternative test—enter					
	(1) Value of all assets					
	(2) Value of assets qualifying under section 4942(j)(3)(B)(i)					
b	"Endowment" alternative test— enter 2/3 of minimum investment return shown in Part X, line 6 for each year listed. . .					
c	"Support" alternative test—enter					
	(1) Total support other than gross investment income (interest, dividends, rents, payments on securities loans (section 512(a)(5)), or royalties).					
	(2) Support from general public and 5 or more exempt organizations as provided in section 4942(j)(3)(B)(iii).					
	(3) Largest amount of support from an exempt organization					
	(4) Gross investment income					

Part XVSupplementary Information (Complete this part only if the organization had \$5,000 or more in assets at any time during the year—see instructions.)

1

Information Regarding Foundation Managers:

a

List any managers of the foundation who have contributed more than 2% of the total contributions received by the foundation before the close of any tax year (but only if they have contributed more than \$5,000) (See section 507(d)(2))

Jeralie Mae Wirthlin

b

List any managers of the foundation who own 10% or more of the stock of a corporation (or an equally large portion of the ownership of a partnership or other entity) of which the foundation has a 10% or greater interest

2

Information Regarding Contribution, Grant, Gift, Loan, Scholarship, etc., Programs:

Check here

☒

if the foundation only makes contributions to preselected charitable organizations and does not accept unsolicited requests for funds If the foundation makes gifts, grants, etc (see instructions) to individuals or organizations under other conditions, complete items 2a, b, c, and d

a

The name, address, and telephone number of the person to whom applications should be addressed

b

The form in which applications should be submitted and information and materials they should include

c

Any submission deadlines

d

Any restrictions or limitations on awards, such as by geographical areas, charitable fields, kinds of institutions, or other factors

Part XV

Supplementary Information (continued)

3 Grants and Contributions Paid During the Year or Approved for Future Payment

Recipient	If recipient is an individual, show any relationship to any foundation manager or substantial contributor	Foundation status of recipient	Purpose of grant or contribution	Amount
Name and address (home or business)				
a Paid during the year See Additional Data Table				
Total			3a	50,500
b Approved for future payment				
Total			3b	

Enter gross amounts unless otherwise indicated


Part XVI-B Relationship of Activities to the Accomplishment of Exempt Purposes

[illegible]

Form 990PF Part VIII Line 1 - List all officers, directors, trustees, foundation managers and their compensation

(a) Name and address	(b) Title, and average hours per week devoted to position	(c) Compensation (If not paid, enter -0-)	(d) Contributions to employee benefit plans and deferred compensation	(e) Expense account, other allowances
Jeralie Mae Wirthlin	Trustee 1 00	7 50		
2625 Old Orchard Circle Holladay, UT 84121				
Richard L Wirthlin	President 1 00	7 50		
26408 MacMillan Ranch Road Santa Clarita, CA 91386				
Mary Ann Grant	Trustee 1 00	7 50		
2628 East Nottingham Way Salt Lake City, UT 84108				
J Mark Wirthlin	Vice President 1 00	7 50		
1776 East Gracey Lane Sandy, UT 84092				
Carolyn Wirthlin	Secretary/Treas 1 00	7 50		
1160 East Sunset Hallow Drive Bountiful, UT 84010				
Michael B Wirthlin	Trustee 1 00	7 50		
2625 Old Orchard Circle Salt Lake City, UT 84121				
Jill W Tyrell	Trustee 1 00	7 50		
2715 Duane Avenue Bellevue, NE 68123				
John O Wirthlin	Trustee 1 00	7 50		
9339 Fishers Hill San Antonio, TX 78240				

Form 990PF Part XV Line 3 - Grants and Contributions Paid During the Year or Approved for Future Payment

Recipient	If recipient is an individual, show any relationship to any foundation manager or substantial contributor	Foundation status of recipient	Purpose of grant or contribution	Amount
Name and address (home or business)				
a <i>Paid during the year</i>				
Erin Kimball Memorial Foundation 168 North 100 East Suite 103 St George, UT 84770	NONE	501(c)(3)	Providing transitional housing and support services for families fleeing domestic violence	500
The Emily Shane Foundation 2893 Sea Ridge Dr Malibu, CA 90265	NONE	501(c)(3)	Providing Mentoring to struggling middle school students	25,000
Brigham Young University 452 JRCB Provo, UT 84602	NONE	501(c)(3)	For the International Center for Law and Religion	5,000
Maliheh Free Clinic 415 E 3900 South Salt Lake City, UT 84107	NONE	501(c)(3)	Providing medical services to uninsured and low income families in the Greater Salt Lake Area	10,000
Santa Clarita Valley Food Pantry 24901 Orchard Village Rd Valencia, CA 91355	NONE	501(c)(3)	To alleviate hunger throughout the Santa Clarita Valley	10,000
Total  3a				50,500

TY 2013 Accounting Fees Schedule**Name:** The Susan Ileene Wirthlin Foundation**EIN:** 20-1971647**Software ID:** 13000170**Software Version:** 2013v3.1

Category	Amount	Net Investment Income	Adjusted Net Income	Disbursements for Charitable Purposes
Tax Return Preparation	1,950	0	0	0

**TY 2013 Investments Corporate
Stock Schedule****Name:** The Susan Ileene Wirthlin Foundation**EIN:** 20-1971647**Software ID:** 13000170**Software Version:** 2013v3.1

Name of Stock	End of Year Book Value	End of Year Fair Market Value
Merrill Lynch 7B6-04437 - see attached	130,716	168,827
Merrill Lynch 7B6-04439 - see attached	147,701	206,238
Merrill Lynch 88Q-04440 - see attached		
Merrill Lynch 7B6-04381 - see attached	212,502	217,314
Merrill Lynch 7B6-04438 - see attached	141,060	139,952
Merrill Lynch 7B6-04441 - see attached	240,000	272,280
Merrill Lynch 7B6-04440-see attached	150,017	149,041

TY 2013 Other Expenses Schedule**Name:** The Susan Ileene Wirthlin Foundation**EIN:** 20-1971647**Software ID:** 13000170**Software Version:** 2013v3.1

Description	Revenue and Expenses per Books	Net Investment Income	Adjusted Net Income	Disbursements for Charitable Purposes
Brokerage Fees	4,664	4,664		
Other investment expenses	221	221		

TY 2013 Taxes Schedule

Name: The Susan Ileene Wirthlin Foundation

EIN: 20-1971647

Software ID: 13000170

Software Version: 2013v3.1

Category	Amount	Net Investment Income	Adjusted Net Income	Disbursements for Charitable Purposes
Foreign Tax Withheld on Dividends	514	514		

SUSAN ILEENE WIRTHLIN FDN

2013 ANNUAL STATEMENT SUMMARY

The following sections are provided to facilitate your review and the preparation of your tax return.

The 2013 Proceeds from Broker and Barter Exchange Transactions section includes both sales of positions for "covered securities" and "noncovered securities." A covered security includes those with a purchase date within the following timeline: Equities acquired on or after January 1, 2011 and Mutual Funds acquired on or after January 1, 2012. Legislation requires reporting the gross proceeds of the sales of "covered" and "noncovered" securities and the adjusted cost basis for "covered securities." Any sale of a security that is considered a "noncovered security" will still be included in this section with the adjusted cost basis (where available).

In calculating gain (loss), unless otherwise noted, it was assumed that the oldest position was liquidated first, and that you have made an election to amortize the premium paid on the purchase of taxable bonds. Under the Cost Basis Reporting Regulations, brokers need not track wash sale activity for substantially identical securities, transactions across accounts, or between covered and non-covered securities. However, you as a taxpayer still have to track and report wash sales as you have in the past which would include all of the aforementioned transaction types. Securities distributed from a retirement account reflect the tax basis on the date of distribution. Other methods for calculating gain (loss) are available. The cost basis for most Original Issue Discount ("OID") obligations includes the accretion of OID. For purposes of allocating original purchase price to the components of an equity unit consisting of a purchase contract and a debt security subject to a remarketing event, we assumed that the fair market value of the debt security on purchase date was equal to its adjusted issue price. The difference between your original cost and the amount allocable to the debt component was allocated to the purchase contract. In making adjustments to the cost basis of the purchase contract, it was assumed that the unit holder included contract adjustment payments in income when received.

This is important tax information and is being furnished to the Internal Revenue Service. If you are required to file a return, a negligence penalty or other sanction may be imposed on you if this income is taxable and the IRS determines that it has not been reported.

1099-B 2013 PROCEEDS FROM BROKER & BARTER EXCHANGE TRANSACTIONS

1e Quantity	Transaction Description	1b. Date of Acquisition	1a. Date of Sale or Exchange	2a. Amount	3. Cost Basis	5. Wash Sale Loss Disallowed	Gain or (Loss)	Remarks
SHORT TERM CAPITAL GAINS AND LOSSES - 1099-B Line 1c.								
COVERED TRANSACTIONS - 1099-B Line 6b. (cost basis reported to the IRS)								
AGRIUM INC								
		CUSIP Number	008916108					
4.0000	Sale	01/22/13	05/02/13	356.23	437.42	0.00	(81.19)	
2.0000	Sale	01/22/13	10/23/13	174.20	218.71	0.00	(44.51)	
2.0000	Sale	01/23/13	10/23/13	174.21	221.67	0.00	(47.46)	
4.0000	Sale	01/23/13	10/24/13	343.97	443.35	0.00	(99.38)	
4.0000	Sale	01/24/13	10/24/13	343.97	455.51	0.00	(111.54)	
4.0000	Sale	01/24/13	10/25/13	344.17	455.51	0.00	(111.34)	
2.0000	Sale	02/22/13	10/25/13	172.09	202.08	0.00	(29.99)	
2.0000	Sale	02/22/13	10/28/13	171.13	202.08	0.00	(30.95)	
3.0000	Sale	02/25/13	10/28/13	256.71	306.99	0.00	(50.28)	
	Security Subtotal			2,336.68	2,943.32	0.00	(606.64)	
ALLERGAN INC								
		CUSIP Number	018490102					
3.0000	Sale	10/18/12	01/15/13	311.54	284.67	0.00	26.87	
12.0000	Sale	10/18/12	05/01/13	1,202.79	1,138.68	0.00	64.11	
	Security Subtotal			1,514.33	1,423.35	0.00	90.98	
ALLIANCE DATA SYS CORP								
		CUSIP Number	018581108					
1.0000	Sale	04/18/13	11/05/13	237.90	159.70	0.00	78.20	

SUSAN ILEENE WIRTHLIN FDN

2013 ANNUAL STATEMENT SUMMARY
1099-B
2013 PROCEEDS FROM BROKER & BARTER EXCHANGE TRANSACTIONS

1e. Quantity	Transaction Description	1b. Date of Acquisition	1a. Date of Sale or Exchange	2a. Amount	3. Cost Basis	5. Wash Sale Loss Disallowed	Gain or (Loss)	Remarks
AMERICAN INTERNATIONAL GROUP INC		CUSIP Number	026874784					
11.0000	Sale	08/16/12	03/07/13	429.17	380.13	0.00	49.04	
1.0000	Sale	08/16/12	04/30/13	41.35	34.56	0.00	6.79	
17.0000	Sale	08/17/12	04/30/13	703.10	588.45	0.00	114.65	
9.0000	Sale	08/17/12	05/01/13	376.82	311.53	0.00	65.29	
	Security Subtotal			1,550.44	1,314.67	0.00	235.77	
ADT CORP SHS		CUSIP Number	00101J106					
10.0000	Sale	11/29/12	07/19/13	421.87	444.88	0.00	(23.01)	
5.0000	Sale	11/29/12	07/22/13	210.27	222.44	0.00	(12.17)	
4.0000	Sale	11/30/12	07/22/13	168.23	181.02	0.00	(12.79)	
13.0000	Sale	11/30/12	07/31/13	543.83	586.70	0.00	(42.87)	
15.0000	Sale	04/05/13	07/31/13	627.49	688.25	0.00	(60.76)	
10.0000	Sale	05/03/13	07/31/13	418.34	435.91	0.00	(17.57)	
	Security Subtotal			2,390.03	2,559.20	0.00	(169.17)	
AUTOMATIC DATA PROC		CUSIP Number	053015103					
11.0000	Sale	03/07/13	11/14/13	847.30	697.17	0.00	150.13	
6.0000	Sale	03/07/13	11/15/13	461.77	380.28	0.00	81.49	
12.0000	Sale	03/08/13	11/15/13	923.55	760.12	0.00	163.43	
6.0000	Sale	03/11/13	11/15/13	461.78	381.62	0.00	80.16	
	Security Subtotal			2,694.40	2,219.19	0.00	475.21	
BIOMARIN PHARMACEUTICALS		CUSIP Number	09061G101					
1.0000	Sale	09/19/13	11/05/13	62.07	79.64	17.57 (W)	0.00	
BRISTOL-MYERS SQUIBB CO		CUSIP Number	110122108					
23.0000	Sale	08/27/12	01/09/13	771.54	754.87	0.00	16.67	
COMCAST CORP NEW CL A		CUSIP Number	20030N101					
1.0000	Sale	07/11/13	11/05/13	47.57	44.36	0.00	3.21	
CROWN CASTLE INTL CORP		CUSIP Number	228227104					
4.0000	Sale	04/26/12	01/17/13	296.05	224.66	0.00	71.39	
2.0000	Sale	04/26/12	01/18/13	147.95	112.33	0.00	35.62	
	Security Subtotal			444.00	336.99	0.00	107.01	

SUSAN ILEENE WIRTHLIN FDN

2013 ANNUAL STATEMENT SUMMARY
1099-B
2013 PROCEEDS FROM BROKER & BARTER EXCHANGE TRANSACTIONS

1e. Quantity	Transaction Description	1b. Date of Acquisition	1a. Date of Sale or Exchange	2a. Amount	3. Cost Basis	5. Wash Sale Loss Disallowed	Gain or (Loss)	Remarks
CHIPOTLE MEXICAN GRILL								
		<i>CUSIP Number</i>	<i>169656105</i>					
2.0000	Sale	01/17/13	03/12/13	638.18	582.93	0.00	55.25	
1.0000	Sale	01/17/13	05/07/13	361.43	291.46	0.00	69.97	
3.0000	Sale	01/17/13	06/27/13	1,090.24	874.40	0.00	215.84	
1.0000	Sale	01/17/13	06/28/13	364.44	291.46	0.00	72.98	
	Security Subtotal			2,454.29	2,040.25	0.00	414.04	
CAMERON INTL CORP								
		<i>CUSIP Number</i>	<i>13342B105</i>					
8.0000	Sale	12/17/12	04/05/13	488.87	432.69	0.00	56.18	
1.0000	Sale	12/17/12	04/08/13	62.10	54.09	0.00	8.01	
4.0000	Sale	12/18/12	04/08/13	248.40	218.57	0.00	29.83	
8.0000	Sale	01/29/13	04/08/13	496.82	492.58	0.00	4.24	
2.0000	Sale	01/30/13	04/08/13	124.21	122.29	0.00	1.92	
	Security Subtotal			1,420.40	1,320.22	0.00	100.18	
CERNER CORP COM								
		<i>CUSIP Number</i>	<i>156782104</i>					
4.0000	Sale	04/30/12	01/15/13	322.15	324.64	0.00	(2.49)	
5.0000	Sale	05/09/12	01/15/13	402.70	397.25	0.00	5.45	
2.0000	Sale	05/09/12	01/16/13	160.17	158.90	0.00	1.27	
	Security Subtotal			885.02	880.79	0.00	4.23	
E M C CORPORATION MASS								
		<i>CUSIP Number</i>	<i>268648102</i>					
23.0000	Sale	08/01/12	07/11/13	562.82	602.31	0.00	(39.49)	
13.0000	Sale	08/10/12	07/11/13	318.13	349.33	0.00	(31.20)	
	Security Subtotal			880.95	951.64	0.00	(70.69)	
EQUINIX INC								
		<i>CUSIP Number</i>	<i>29444U502</i>					
4.0000	Sale	04/29/13	08/13/13	704.26	850.14	0.00	(145.88)	
6.0000	Sale	04/30/13	08/13/13	1,056.41	1,272.26	0.00	(215.85)	
	Security Subtotal			1,760.67	2,122.40	0.00	(361.73)	
EBAY INC COM								
		<i>CUSIP Number</i>	<i>278642103</i>					
3.0000	Sale	06/26/13	11/05/13	152.28	154.24	0.00	(1.96)	
27.0000	Sale	06/26/13	12/18/13	1,415.25	1,388.11	0.00	27.14	
3.0000	Sale	07/02/13	12/18/13	157.25	160.00	0.00	(2.75)	
	Security Subtotal			1,724.78	1,702.35	0.00	22.43	

SUSAN ILEENE WIRTHLIN FDN

2013 ANNUAL STATEMENT SUMMARY
1099-B
2013 PROCEEDS FROM BROKER & BARTER EXCHANGE TRANSACTIONS

1e. Quantity	Transaction Description	1b. Date of Acquisition	1a. Date of Sale or Exchange	2a. Amount	3. Cost Basis	5. Wash Sale Loss Disallowed	Gain or (Loss)	Remarks
EOG RESOURCES INC								
	<i>CUSIP Number</i>							
4.0000	Sale	11/16/12	02/22/13	499.05	466.11	0.00	32.94	
5.0000	Sale	11/19/12	02/22/13	623.83	596.99	0.00	26.84	
	Security Subtotal			1,122.88	1,063.10	0.00	59.78	
EDWARDS LIFESCIENCES CRP								
	<i>CUSIP Number</i>							
6.0000	Sale	12/06/12	07/17/13	401.32	545.90	0.00	(144.58)	
2.0000	Sale	12/06/12	07/24/13	140.04	181.97	0.00	(41.93)	
4.0000	Sale	12/07/12	07/24/13	280.10	365.39	0.00	(85.29)	
1.0000	Sale	12/07/12	11/05/13	62.59	91.35	0.00	(28.76)	
	Security Subtotal			884.05	1,184.61	0.00	(300.56)	
EXPRESS SCRIPTS HLDG CO								
	<i>CUSIP Number</i>							
20.0000	Sale	11/06/12	05/13/13	1,237.89	1,097.62	0.00	140.27	
EATON CORP PLC								
	<i>CUSIP Number</i>							
11.0000	Sale	02/04/13	05/13/13	708.84	621.60	0.00	87.24	
11.0000	Sale	02/04/13	07/11/13	749.34	621.60	0.00	127.74	
1.0000	Sale	02/04/13	11/05/13	69.88	56.18	0.00	13.70	
	Security Subtotal			1,528.06	1,299.38	0.00	228.68	
GOLDMAN SACHS GROUP INC								
	<i>CUSIP Number</i>							
2.0000	Sale	01/17/13	04/29/13	290.19	282.59	0.00	7.60	
11.0000	Sale	01/17/13	05/03/13	1,598.87	1,554.27	0.00	44.60	
2.0000	Sale	01/17/13	05/06/13	291.92	282.59	0.00	9.33	
	Security Subtotal			2,180.98	2,119.45	0.00	61.53	
GENERAL ELECTRIC								
	<i>CUSIP Number</i>							
20.0000	Sale	11/02/12	07/02/13	464.27	426.71	0.00	37.56	
17.0000	Sale	11/02/12	08/13/13	411.43	362.71	0.00	48.72	
33.0000	Sale	11/02/12	08/15/13	791.40	704.07	0.00	87.33	
27.0000	Sale	11/05/12	08/15/13	647.51	574.00	0.00	73.51	
	Security Subtotal			2,314.61	2,067.49	0.00	247.12	
GILEAD SCIENCES INC COM								
	<i>CUSIP Number</i>							
18.0000	Sale	11/12/12	06/26/13	926.77	653.30	0.00	273.47	
18.0000	Sale	11/13/12	06/26/13	926.77	675.17	0.00	251.60	
	Security Subtotal			1,853.54	1,328.47	0.00	525.07	

SUSAN ILEENE WIRTHLIN FDN

2013 ANNUAL STATEMENT SUMMARY
1099-B
2013 PROCEEDS FROM BROKER & BARTER EXCHANGE TRANSACTIONS

1e Quantity	Transaction Description	1b. Date of Acquisition	1a. Date of Sale or Exchange	2a. Amount	3. Cost Basis	5. Wash Sale Loss Disallowed	Gain or (Loss)	Remarks
JOY GLOBAL INC DEL COM								
		<i>CUSIP Number</i>	<i>481165108</i>					
6.0000	Sale	05/17/12	05/10/13	358.23	356.51	0.00	1.72	
5.0000	Sale	05/18/12	05/10/13	298.53	302.12	0.00	(3.59)	
	Security Subtotal			656.76	658.63	0.00	(1.87)	
LULULEMON ATHLETICA INC								
		<i>CUSIP Number</i>	<i>550021109</i>					
6.0000	Sale	06/27/13	10/18/13	436.86	390.98	0.00	45.88	
5.0000	Sale	06/27/13	10/21/13	363.91	325.82	0.00	38.09	
10.0000	Sale	06/27/13	10/30/13	706.72	651.63	0.00	55.09	
3.0000	Sale	06/27/13	10/31/13	208.45	195.49	0.00	12.96	
5.0000	Sale	08/21/13	10/31/13	347.44	349.51	0.00	(2.07)	
	Security Subtotal			2,063.38	1,913.43	0.00	149.95	
LINKEDIN CORP CLASS A COMMON STOCK								
		<i>CUSIP Number</i>	<i>53578A108</i>					
3.0000	Sale	05/17/12	02/21/13	474.53	332.51	0.00	142.02	
2.0000	Sale	05/17/12	03/07/13	347.74	221.67	0.00	126.07	
1.0000	Sale	05/17/12	03/28/13	175.71	110.83	0.00	64.88	
2.0000	Sale	05/25/12	03/28/13	351.43	196.37	0.00	155.06	
3.0000	Sale	05/25/12	04/01/13	525.17	294.55	0.00	230.62	
3.0000	Sale	07/13/12	04/01/13	525.17	317.12	0.00	208.05	
2.0000	Sale	07/16/12	04/01/13	350.12	211.45	0.00	138.67	
	Security Subtotal			2,749.87	1,684.50	0.00	1,065.37	
MICHAEL KORS HLDGS LTD SHS								
		<i>CUSIP Number</i>	<i>G60754101</i>					
6.0000	Sale	06/27/13	11/01/13	454.95	367.26	0.00	87.69	
MONDELEZ INTERNATIONAL INC								
		<i>CUSIP Number</i>	<i>609207105</i>					
15.0000	Sale	04/27/12	04/26/13	473.37	383.95	0.00	89.42	
31.0000	Sale	05/02/12	04/29/13	977.39	801.32	0.00	176.07	
3.0000	Sale	06/20/12	04/29/13	94.59	75.85	0.00	18.74	
11.0000	Sale	06/20/12	04/30/13	347.52	278.14	0.00	69.38	
	Security Subtotal			1,892.87	1,539.26	0.00	353.61	

SUSAN ILEENE WIRTHLIN FDN

2013 ANNUAL STATEMENT SUMMARY
1099-B
2013 PROCEEDS FROM BROKER & BARTER EXCHANGE TRANSACTIONS

1e. Quantity	Transaction Description	1b. Date of Acquisition	1a. Date of Sale or Exchange	2a. Amount	3. Cost Basis	5. Wash Sale Loss Disallowed	Gain or (Loss)	Remarks
NEXTERA ENERGY INC SHS								
	<i>CUSIP Number</i>	<i>65339F101</i>						
11.0000	Sale	10/12/12	01/18/13	786.74	764.18	0.00	22.56	
2.0000	Sale	10/12/12	01/22/13	143.55	138.94	0.00	4.61	
10.0000	Sale	10/15/12	01/22/13	717.77	695.27	0.00	22.50	
2.0000	Sale	10/16/12	01/22/13	143.56	140.18	0.00	3.38	
	Security Subtotal			1,791.62	1,738.57	0.00	53.05	
TWENTY-FIRST CENTURY FOX INC CLASS A								
	<i>CUSIP Number</i>	<i>90130A101</i>						
1.0000	Sale	07/11/13	11/05/13	33.87	29.91	0.00	3.96	
NUCOR CORPORATION								
	<i>CUSIP Number</i>	<i>670346105</i>						
1.0000	Sale	03/11/13	07/08/13	43.92	47.54	0.00	(3.62)	
3.0000	Sale	03/12/13	07/08/13	131.79	142.32	0.00	(10.53)	
13.0000	Sale	03/12/13	07/09/13	582.71	616.73	0.00	(34.02)	
1.0000	Sale	03/13/13	07/09/13	44.83	46.34	0.00	(1.51)	
13.0000	Sale	03/13/13	07/10/13	571.68	602.45	0.00	(30.77)	
	Security Subtotal			1,374.93	1,455.38	0.00	(80.45)	
O'REILLY AUTOMOTIVE INC								
	<i>CUSIP Number</i>	<i>67103H107</i>						
4.0000	Sale	07/16/12	02/08/13	407.56	362.47	0.00	45.09	
2.0000	Sale	07/17/12	02/08/13	203.79	184.64	0.00	19.15	
2.0000	Sale	07/17/12	02/11/13	203.77	184.64	0.00	19.13	
	Security Subtotal			815.12	731.75	0.00	83.37	
PPG INDUSTRIES INC SHS								
	<i>CUSIP Number</i>	<i>693506107</i>						
1.0000	Sale	09/26/13	11/05/13	182.15	166.24	0.00	15.91	
PFIZER INC								
	<i>CUSIP Number</i>	<i>717081103</i>						
26.0000	Sale	07/13/12	01/08/13	677.90	594.04	0.00	83.86	
TERADATA CORP DEL								
	<i>CUSIP Number</i>	<i>88076W103</i>						
4.0000	Sale	07/05/12	03/27/13	229.37	290.14	0.00	(60.77)	
6.0000	Sale	07/05/12	03/28/13	344.38	435.22	0.00	(90.84)	
1.0000	Sale	07/13/12	03/28/13	57.40	65.55	0.00	(8.15)	
4.0000	Sale	07/13/12	04/04/13	203.18	262.21	0.00	(59.03)	
6.0000	Sale	07/16/12	04/04/13	304.77	389.06	0.00	(84.29)	
	Security Subtotal			1,139.10	1,442.18	0.00	(303.08)	

SUSAN ILEENE WIRTHLIN FDN

2013 ANNUAL STATEMENT SUMMARY
1099-B
2013 PROCEEDS FROM BROKER & BARTER EXCHANGE TRANSACTIONS

1e. Quantity	Transaction Description	1b. Date of Acquisition	1a. Date of Sale or Exchange	2a. Amount	3. Cost Basis	5. Wash Sale Loss Disallowed	Gain or (Loss)	Remarks
<hr/>								
VERIZON COMMUNICATNS COM		CUSIP Number	92343V104					
16.0000	Sale	04/26/12	03/27/13	783.57	639.32	0.00	144.25	
<hr/>								
VERTEX PHARMCTLS INC		CUSIP Number	92532F100					
6.0000	Sale	05/30/12	04/05/13	317.72	360.89	0.00	(43.17)	
3.0000	Sale	05/30/12	04/08/13	157.03	180.44	0.00	(23.41)	
2.0000	Sale	05/30/12	04/22/13	163.90	120.29	0.00	43.61	
3.0000	Sale	11/02/12	09/23/13	226.21	132.05	0.00	94.16	
	Security Subtotal			864.86	793.67	0.00	71.19	
<hr/>								
Covered Short Term Capital Gains and Losses Subtotal				47,778.03	44,767.20	17.57	3,028.40	
<hr/>								
NET SHORT TERM CAPITAL GAINS AND LOSSES				47,778.03	44,767.20	17.57	3,028.40	

LONG TERM CAPITAL GAINS AND LOSSES - 1099-B Line 1c.
COVERED TRANSACTIONS - 1099-B Line 6b. (cost basis reported to the IRS)

<hr/>								
AMAZON COM INC COM		CUSIP Number	023135106					
2.0000	Sale	08/23/11	02/05/13	530.59	382.11	0.00	148.48	
2.0000	Sale	08/23/11	04/18/13	517.70	382.10	0.00	135.60	
2.0000	Sale	02/10/12	04/29/13	500.61	371.33	0.00	129.28	
3.0000	Sale	02/10/12	06/27/13	835.12	557.00	0.00	278.12	
1.0000	Sale	03/27/12	10/07/13	311.85	206.82	0.00	105.03	
3.0000	Sale	03/27/12	10/25/13	1,080.49	620.44	0.00	460.05	
	Security Subtotal			3,776.36	2,519.80	0.00	1,256.56	
<hr/>								
AMERICAN INTERNATIONAL GROUP INC		CUSIP Number	026874784					
2.0000	Sale	08/17/12	11/05/13	96.98	69.23	0.00	27.75	
39.0000	Sale	10/10/12	12/17/13	1,934.18	1,393.67	0.00	540.51	
	Security Subtotal			2,031.16	1,462.90	0.00	568.26	
<hr/>								
ASML HLDG NV NY REG SHS		CUSIP Number	N07059210					
5.0000	Sale	10/31/11	02/22/13	357.54	222.38	0.00	135.16	
4.0000	Sale	10/31/11	05/08/13	305.73	177.90	0.00	127.83	
1.0000	Sale	10/31/11	05/09/13	76.64	44.48	0.00	32.16	
2.0000	Sale	12/06/11	05/09/13	153.31	87.40	0.00	65.91	

SUSAN ILEENE WIRTHLIN FDN

2013 ANNUAL STATEMENT SUMMARY
1099-B
2013 PROCEEDS FROM BROKER & BARTER EXCHANGE TRANSACTIONS

1e. Quantity	Transaction Description	1b. Date of Acquisition	1a. Date of Sale or Exchange	2a. Amount	3. Cost Basis	5. Wash Sale Loss Disallowed	Gain or (Loss)	Remarks
ASML HLDG NV NY REG SHS								
	<i>CUSIP Number</i>		<i>N07059210</i>					
3.0000	Sale	12/06/11	05/10/13	232.52	131.11	0.00	101.41	
8.0000	Sale	12/06/11	08/09/13	732.14	349.61	0.00	382.53	
3.0000	Sale	12/08/11	10/07/13	298.68	131.55	0.00	167.13	
1.0000	Sale	12/08/11	10/08/13	99.95	43.85	0.00	56.10	
	Security Subtotal			2,256.51	1,188.28	0.00	1,068.23	
BORG WARNER INC COM								
	<i>CUSIP Number</i>		<i>099724106</i>					
5 0000	Sale	10/28/11	02/04/13	367.20	379.01	0.00	(11.81)	
3.0000	Sale	12/05/11	02/04/13	220.32	209.26	0.00	11.06	
6 0000	Sale	12/05/11	02/05/13	444.01	418.52	0.00	25.49	
	Security Subtotal			1,031.53	1,006.79	0.00	24.74	
BIOGEN IDEC INC								
	<i>CUSIP Number</i>		<i>09062X103</i>					
2.0000	Sale	11/23/11	07/11/13	445.68	221.52	0.00	224.16	
1.0000	Sale	11/23/11	07/12/13	221.03	110.76	0.00	110.27	
	Security Subtotal			666.71	332.28	0.00	334.43	
BRISTOL-MYERS SQUIBB CO								
	<i>CUSIP Number</i>		<i>110122108</i>					
2.0000	Sale	08/27/12	11/05/13	105.21	65.64	0.00	39.57	
CROWN CASTLE INTL CORP								
	<i>CUSIP Number</i>		<i>228227104</i>					
9.0000	Sale	04/26/12	04/29/13	696.41	505.49	0.00	190.92	
5.0000	Sale	04/26/12	04/30/13	385.50	280.82	0.00	104.68	
1.0000	Sale	04/26/12	11/05/13	75.74	56.16	0.00	19.58	
	Security Subtotal			1,157.65	842.47	0.00	315.18	
CERNER CORP COM								
	<i>CUSIP Number</i>		<i>156782104</i>					
6.0000	Sale	11/21/11	01/15/13	483.23	341.31	0.00	141.92	
COCA COLA COM								
	<i>CUSIP Number</i>		<i>191216100</i>					
18.0000	Sale	05/18/11	11/26/13	726.63	612.06	0.00	114.57	
DANAHER CORP DEL COM								
	<i>CUSIP Number</i>		<i>235851102</i>					
1.0000	Sale	05/16/11	11/05/13	72.37	54.09	0.00	18.28	

SUSAN ILEENE WIRTHLIN FDN

2013 ANNUAL STATEMENT SUMMARY
1099-B
2013 PROCEEDS FROM BROKER & BARTER EXCHANGE TRANSACTIONS

1e. Quantity	Transaction Description	1b. Date of Acquisition	1a. Date of Sale or Exchange	2a. Amount	3. Cost Basis	5. Wash Sale Loss Disallowed	Gain or (Loss)	Remarks
EXPRESS SCRIPTS HLDG CO								
	<i>CUSIP Number</i>		<i>30219G108</i>					
8.0000	Sale	05/16/11	05/10/13	491.37	477.96	0.00	13.41	
1.0000	Sale	05/16/11	05/13/13	61.89	59.75	0.00	2.14	
2.0000	Sale	05/17/11	05/13/13	123.78	119.07	0.00	4.71	
	Security Subtotal			677.04	656.78	0.00	20.26	
FAMILY DOLLAR STORES								
	<i>CUSIP Number</i>		<i>307000109</i>					
6.0000	Sale	10/19/11	10/07/13	425.32	346.65	0.00	78.67	
1.0000	Sale	10/19/11	11/05/13	69.39	57.77	0.00	11.62	
	Security Subtotal			494.71	404.42	0.00	90.29	
FEDEX CORP DELAWARE COM								
	<i>CUSIP Number</i>		<i>31428X106</i>					
1.0000	Sale	01/13/12	11/05/13	134.68	90.22	0.00	44.46	
2.0000	Sale	01/13/12	11/21/13	275.81	180.45	0.00	95.36	
1.0000	Sale	01/17/12	11/21/13	137.91	89.77	0.00	48.14	
	Security Subtotal			548.40	360.44	0.00	187.96	
FACEBOOK INC								
	<i>CUSIP Number</i>		<i>30303M102</i>					
	CLASS A COMMON STOCK							
14.0000	Sale	05/18/12	12/16/13	748.34	573.90	0.00	174.44	
16.0000	Sale	11/19/12	12/16/13	855.26	377.61	0.00	477.65	
	Security Subtotal			1,603.60	951.51	0.00	652.09	
ILLUMINA INC COM								
	<i>CUSIP Number</i>		<i>452327109</i>					
2.0000	Sale	05/02/11	02/08/13	102.42	143.12	0.00	(40.70)	
2.0000	Sale	05/02/11	02/11/13	100.77	143.12	0.00	(42.35)	
4.0000	Sale	05/03/11	02/11/13	201.55	285.47	0.00	(83.92)	
1.0000	Sale	07/29/11	02/11/13	50.39	61.68	0.00	(11.29)	
4.0000	Sale	07/29/11	02/12/13	200.36	246.72	0.00	(46.36)	
3.0000	Sale	07/29/11	05/08/13	200.80	185.05	0.00	15.75	
2.0000	Sale	07/29/11	05/09/13	133.67	123.36	0.00	10.31	
4.0000	Sale	04/18/12	08/02/13	310.77	175.49	0.00	135.28	
6.0000	Sale	04/18/12	11/01/13	572.67	263.24	0.00	309.43	
4.0000	Sale	04/18/12	11/15/13	374.00	175.50	0.00	198.50	
3.0000	Sale	04/18/12	11/18/13	278.39	131.62	0.00	146.77	
5.0000	Sale	04/18/12	11/19/13	458.99	219.37	0.00	239.62	
1.0000	Sale	04/18/12	11/20/13	91.53	43.87	0.00	47.66	
	Security Subtotal			3,076.31	2,197.61	0.00	878.70	

SUSAN ILEENE WIRTHLIN FDN

2013 ANNUAL STATEMENT SUMMARY
1099-B
2013 PROCEEDS FROM BROKER & BARTER EXCHANGE TRANSACTIONS

1e. Quantity	Transaction Description	1b. Date of Acquisition	1a. Date of Sale or Exchange	2a. Amount	3. Cost Basis	5. Wash Sale Loss Disallowed	Gain or (Loss)	Remarks
INTL BUSINESS MACHINES CORP IBM		CUSIP Number	459200101					
1.0000	Sale	09/05/12	11/05/13	178.03	195.26	0.00	(17.23)	
JOY GLOBAL INC DEL COM		CUSIP Number	481165108					
8.0000	Sale	01/25/12	03/07/13	495.88	726.24	0.00	(230.36)	
1.0000	Sale	01/25/12	03/11/13	61.72	90.78	0.00	(29.06)	
6.0000	Sale	01/25/12	03/12/13	365.11	544.68	0.00	(179.57)	
1.0000	Sale	02/06/12	03/12/13	60.86	95.20	0.00	(34.34)	
3.0000	Sale	02/06/12	05/08/13	183.79	285.61	0.00	(101.82)	
4.0000	Sale	02/07/12	05/08/13	245.06	372.66	0.00	(127.60)	
4.0000	Sale	03/01/12	05/09/13	242.91	354.36	0.00	(111.45)	
Security Subtotal				1,655.33	2,469.53	0.00	(814.20)	
JOHNSON AND JOHNSON COM		CUSIP Number	478160104					
1.0000	Sale	10/17/12	11/05/13	92.34	71.06	0.00	21.28	
KINDER MORGAN INC. DEL		CUSIP Number	49456B101					
1.0000	Sale	08/02/12	11/05/13	35.12	35.35	0.00	(0.23)	
KRAFT FOODS GROUP INC SHS		CUSIP Number	50076Q106					
7.0000	Sale	04/27/12	11/01/13	382.56	290.58	0.00	91.98	
6.0000	Sale	05/02/12	11/01/13	327.92	251.31	0.00	76.61	
5.0000	Sale	05/02/12	11/04/13	273.31	209.42	0.00	63.89	
4.0000	Sale	06/20/12	11/04/13	218.65	164.03	0.00	54.62	
1.0000	Sale	06/20/12	11/04/13	54.66	41.31	0.00	13.35	
7.0000	Sale	10/10/12	11/04/13	382.65	327.67	0.00	54.98	
1.0000	Sale	10/10/12	11/05/13	54.22	46.81	0.00	7.41	
Security Subtotal				1,693.97	1,331.13	0.00	362.84	
MONSANTO CO NEW DEL COM		CUSIP Number	61166W101					
8.0000	Sale	06/01/11	06/06/13	788.32	564.17	0.00	224.15	
2.0000	Sale	06/30/11	07/02/13	193.63	144.10	0.00	49.53	
1.0000	Sale	06/30/11	11/05/13	103.53	72.05	0.00	31.48	
Security Subtotal				1,085.48	780.32	0.00	305.16	
MONDELEZ INTERNATIONAL INC		CUSIP Number	609207105					
8.0000	Sale	04/27/12	04/29/13	252.23	204.77	0.00	47.46	

SUSAN ILEENE WIRTHLIN FDN

2013 ANNUAL STATEMENT SUMMARY
1099-B
2013 PROCEEDS FROM BROKER & BARTER EXCHANGE TRANSACTIONS

1e. Quantity	Transaction Description	1b. Date of Acquisition	1a. Date of Sale or Exchange	2a. Amount	3. Cost Basis	5. Wash Sale Loss Disallowed	Gain or (Loss)	Remarks
MICROSOFT CORP								
		<i>CUSIP Number</i>	<i>594918104</i>					
29.0000	Sale	08/09/11	01/31/13	805.51	730.95	0.00	74.56	
3.0000	Sale	08/18/11	01/31/13	83.33	74.65	0.00	8.68	
23.0000	Sale	08/18/11	02/05/13	633.84	572.32	0.00	61.52	
14.0000	Sale	08/18/11	03/07/13	394.26	348.37	0.00	45.89	
3.0000	Sale	08/18/11	11/05/13	109.38	74.65	0.00	34.73	
	Security Subtotal			2,026.32	1,800.94	0.00	225.38	
PFIZER INC								
		<i>CUSIP Number</i>	<i>717081103</i>					
2.0000	Sale	07/13/12	11/05/13	62.18	45.70	0.00	16.48	
PROCTER & GAMBLE CO								
		<i>CUSIP Number</i>	<i>742718109</i>					
1.0000	Sale	05/12/11	11/05/13	81.28	66.43	0.00	14.85	
5.0000	Sale	05/12/11	12/23/13	408.01	332.13	0.00	75.88	
9.0000	Sale	05/17/11	12/23/13	734.42	604.71	0.00	129.71	
	Security Subtotal			1,223.71	1,003.27	0.00	220.44	
QUALCOMM INC								
		<i>CUSIP Number</i>	<i>747525103</i>					
4.0000	Sale	07/21/11	03/07/13	266.15	227.71	0.00	38.44	
7.0000	Sale	07/21/11	05/09/13	450.40	398.50	0.00	51.90	
8.0000	Sale	07/21/11	06/06/13	502.39	455.43	0.00	46.96	
3.0000	Sale	07/22/11	06/06/13	188.39	171.32	0.00	17.07	
5.0000	Sale	11/18/11	06/06/13	314.00	279.23	0.00	34.77	
6.0000	Sale	11/18/11	06/26/13	368.57	335.08	0.00	33.49	
11.0000	Sale	03/23/12	06/26/13	675.73	733.14	0.00	(57.41)	
8.0000	Sale	04/18/12	06/26/13	491.44	536.64	0.00	(45.20)	
	Security Subtotal			3,257.07	3,137.05	0.00	120.02	
SANDISK CORP INC								
		<i>CUSIP Number</i>	<i>80004C101</i>					
9.0000	Sale	01/27/12	09/26/13	542.10	421.33	0.00	120.77	
6.0000	Sale	01/27/12	09/27/13	360.38	280.89	0.00	79.49	
9.0000	Sale	03/02/12	09/27/13	540.57	458.96	0.00	81.61	
4.0000	Sale	03/02/12	09/30/13	235.60	203.98	0.00	31.62	
	Security Subtotal			1,678.65	1,365.16	0.00	313.49	

SUSAN ILEENE WIRTHLIN FDN

2013 ANNUAL STATEMENT SUMMARY
1099-B
2013 PROCEEDS FROM BROKER & BARTER EXCHANGE TRANSACTIONS

1e. Quantity	Transaction Description	1b. Date of Acquisition	1a. Date of Sale or Exchange	2a. Amount	3. Cost Basis	5. Wash Sale Loss Disallowed	Gain or (Loss)	Remarks
SCHLUMBERGER LTD								
	<i>CUSIP Number</i>		<i>806857108</i>					
7.0000	Sale	02/04/11	01/30/13	553.21	621.42	0.00	(68.21)	
9.0000	Sale	10/26/11	01/30/13	711.28	618.55	0.00	92.73	
8.0000	Sale	11/30/11	01/30/13	632.26	595.85	0.00	36.41	
	Security Subtotal			1,896.75	1,835.82	0.00	60.93	
UNILEVER NV NY REG SHS								
	<i>CUSIP Number</i>		<i>904784709</i>					
1.0000	Sale	10/18/12	11/05/13	39.41	37.00	0.00	2.41	
UNION PACIFIC CORP								
	<i>CUSIP Number</i>		<i>907818108</i>					
1.0000	Sale	10/06/11	11/05/13	153.15	89.01	0.00	64.14	
VERIZON COMMUNICATNS COM								
	<i>CUSIP Number</i>		<i>92343V104</i>					
3.0000	Sale	04/26/12	11/05/13	151.32	119.87	0.00	31.45	
VERTEX PHARMCTLS INC								
	<i>CUSIP Number</i>		<i>92532F100</i>					
1.0000	Sale	05/30/12	08/26/13	78.05	60.15	0.00	17.90	
5.0000	Sale	05/31/12	08/26/13	390.25	300.57	0.00	89.68	
3.0000	Sale	05/31/12	08/27/13	226.30	180.34	0.00	45.96	
1.0000	Sale	05/31/12	09/23/13	75.40	60.11	0.00	15.29	
14.0000	Sale	06/29/12	09/23/13	1,055.63	751.63	0.00	304.00	
1.0000	Sale	11/02/12	11/05/13	65.52	44.02	0.00	21.50	
6.0000	Sale	11/02/12	11/07/13	372.75	264.09	0.00	108.66	
15.0000	Sale	11/02/12	11/12/13	891.66	660.22	0.00	231.44	
	Security Subtotal			3,155.56	2,321.13	0.00	834.43	
Covered Long Term Capital Gains and Losses Subtotal				37,344.04	29,838.75	0.00	7,505.29	

NONCOVERED TRANSACTIONS - 1099-B Line 6a. (cost basis not reported to the IRS)

AMAZON COM INC COM								
	<i>CUSIP Number</i>		<i>023135106</i>					
1.0000	Sale	09/09/10	02/05/13	265.29	139.68	0.00	125.61	
APPLE INC								
	<i>CUSIP Number</i>		<i>037833100</i>					
3.0000	Sale	11/24/08	07/01/13	1,229.20	266.64	0.00	962.56	
2.0000	Sale	11/24/08	08/21/13	1,009.61	177.76	0.00	831.85	
	Security Subtotal			2,238.81	444.40	0.00	1,794.41	

SUSAN ILEENE WIRTHLIN FDN

2013 ANNUAL STATEMENT SUMMARY
1099-B
2013 PROCEEDS FROM BROKER & BARTER EXCHANGE TRANSACTIONS

1e. Quantity	Transaction Description	1b. Date of Acquisition	1a. Date of Sale or Exchange	2a. Amount	3. Cost Basis	5. Wash Sale Loss Disallowed	Gain or (Loss)	Remarks
BORG WARNER INC COM								
4.0000	Sale	CUSIP Number 08/11/10	099724106 02/04/13	293.75	182.82	0.00	110.93	
BOEING COMPANY								
1.0000	Sale	CUSIP Number 06/11/10	097023105 11/05/13	131.88	64.84	0.00	67.04	
1.0000	Sale	06/11/10	11/21/13	132.74	64.83	0.00	67.91	
2.0000	Sale	07/22/10	11/21/13	265.51	133.51	0.00	132.00	
	Security Subtotal			530.13	263.18	0.00	266.95	
COCA COLA COM								
5.0000	Sale	CUSIP Number 03/05/10	191216100 11/05/13	196.91	136.50	0.00	60.41	
16.0000	Sale	03/05/10	11/26/13	645.89	436.78	0.00	209.11	
	Security Subtotal			842.80	573.28	0.00	269.52	
E M C CORPORATION MASS								
18.0000	Sale	CUSIP Number 06/03/09	268648102 03/07/13	435.48	224.66	0.00	210.82	
15.0000	Sale	06/03/09	04/29/13	337.61	187.22	0.00	150.39	
6.0000	Sale	06/03/09	07/11/13	146.82	74.89	0.00	71.93	
26.0000	Sale	10/30/09	07/11/13	636.23	438.70	0.00	197.53	
	Security Subtotal			1,556.14	925.47	0.00	630.67	
EXPRESS SCRIPTS HLDG CO								
6.0000	Sale	CUSIP Number 06/14/10	30219G108 02/08/13	334.56	320.41	0.00	14.15	
9.0000	Sale	06/14/10	02/11/13	496.87	480.62	0.00	16.25	
3.0000	Sale	06/14/10	05/10/13	184.26	160.21	0.00	24.05	
	Security Subtotal			1,015.69	961.24	0.00	54.45	
PRECISION CASTPARTS								
2.0000	Sale	CUSIP Number 07/28/10	740189105 01/17/13	371.04	245.02	0.00	126.02	
3.0000	Sale	07/28/10	09/26/13	689.99	367.53	0.00	322.46	
1.0000	Sale	08/19/10	11/05/13	252.04	119.61	0.00	132.43	
	Security Subtotal			1,313.07	732.16	0.00	580.91	
RANGE RESOURCES CORP DEL								
1.0000	Sale	CUSIP Number 05/01/08	75281A109 03/07/13	79.15	64.32	0.00	14.83	
1.0000	Sale	05/21/08	03/07/13	79.15	73.97	0.00	5.18	
2.0000	Sale	09/05/08	03/07/13	158.32	85.35	0.00	72.97	
3.0000	Sale	09/05/08	03/11/13	237.75	128.02	0.00	109.73	
2.0000	Sale	09/05/08	03/12/13	157.59	85.35	0.00	72.24	

SUSAN ILEENE WIRTHLIN FDN

2013 ANNUAL STATEMENT SUMMARY

1099-B

2013 PROCEEDS FROM BROKER & BARTER EXCHANGE TRANSACTIONS

1e. Quantity	Transaction Description	1b. Date of Acquisition	1a. Date of Sale or Exchange	2a. Amount	3. Cost Basis	5. Wash Sale Loss Disallowed	Gain or (Loss)	Remarks
<i>RANGE RESOURCES CORP DEL</i>								
	<i>CUSIP Number</i>		<i>75281A109</i>					
1.0000	Sale	09/05/08	11/05/13	75.33	42.67	0.00	32.66	
1.0000	Sale	12/18/09	11/05/13	75.34	50.62	0.00	24.72	
	Security Subtotal			862.63	530.30	0.00	332.33	
<i>SCHLUMBERGER LTD</i>								
	<i>CUSIP Number</i>		<i>806857108</i>					
4.0000	Sale	11/16/10	01/30/13	316.12	293.37	0.00	22.75	
<i>STARBUCKS CORP</i>								
	<i>CUSIP Number</i>		<i>855244109</i>					
7.0000	Sale	05/13/10	07/10/13	474.79	193.39	0.00	281.40	
1.0000	Sale	05/13/10	11/05/13	80.99	27.63	0.00	53.36	
9.0000	Sale	05/13/10	11/07/13	714.01	248.64	0.00	465.37	
10.0000	Sale	09/27/10	11/07/13	793.36	262.82	0.00	530.54	
	Security Subtotal			2,063.15	732.48	0.00	1,330.67	
<i>UNITEDHEALTH GROUP INC</i>								
	<i>CUSIP Number</i>		<i>91324P102</i>					
3.0000	Sale	06/16/10	01/31/13	166.96	94.56	0.00	72.40	
16.0000	Sale	10/26/10	01/31/13	890.47	597.55	0.00	292.92	
	Security Subtotal			1,057.43	692.11	0.00	365.32	
<i>V F CORPORATION</i>								
	<i>CUSIP Number</i>		<i>918204108</i>					
1.0000	Sale	07/15/10	01/17/13	151.17	75.72	0.00	75.45	
3.0000	Sale	07/16/10	01/17/13	453.51	225.19	0.00	228.32	
4.0000	Sale	10/28/10	01/18/13	597.99	332.82	0.00	265.17	
	Security Subtotal			1,202.67	633.73	0.00	568.94	
Noncovered Long Term Capital Gains and Losses Subtotal				13,557.68	7,104.22	0.00	6,453.46	
NET LONG TERM CAPITAL GAINS AND LOSSES				50,901.72	36,942.97	0.00	13,958.75	
TOTAL SALES PROCEEDS FOR CAPITAL GAINS AND LOSSES				98,679.75				
TOTAL REPORTED SALES PROCEEDS				98,679.75				

(W) This transaction has been identified as a "Wash Sale" based on IRS regulations. The Wash Sale Loss Disallowed column reflects the deferred loss amount. The cost basis of the related transaction(s) has been adjusted by the deferred loss amount from either the cost basis on purchases or proceeds from short sales. Please refer to the instructions for Form 8949 for how to report the deferred loss amount and applicable adjustment code.

SUSAN ILEENE WIRTHLIN FDN

2013 ANNUAL STATEMENT SUMMARY
2013 REALIZED CAPITAL GAIN AND LOSS SUMMARY

**COVERED SHORT TERM
GAINS/LOSSES**
3,028.40

**NONCOVERED SHORT TERM
GAINS/LOSSES**
0.00

**COVERED LONG TERM
GAINS/LOSSES**
7,505.29

**NONCOVERED LONG TERM
GAINS/LOSSES**
6,453.46

SUSAN ILEENE WIRTHLIN FDN

2013 ANNUAL STATEMENT SUMMARY

The following sections are provided to facilitate your review and the preparation of your tax return.

The 2013 Proceeds from Broker and Barter Exchange Transactions section includes both sales of positions for "covered securities" and "noncovered securities." A covered security includes those with a purchase date within the following timeline: Equities acquired on or after January 1, 2011 and Mutual Funds acquired on or after January 1, 2012. Legislation requires reporting the gross proceeds of the sales of "covered" and "noncovered" securities and the adjusted cost basis for "covered securities." Any sale of a security that is considered a "noncovered security" will still be included in this section with the adjusted cost basis (where available).

In calculating gain (loss), unless otherwise noted, it was assumed that the oldest position was liquidated first, and that you have made an election to amortize the premium paid on the purchase of taxable bonds. Under the Cost Basis Reporting Regulations, brokers need not track wash sale activity for substantially identical securities, transactions across accounts, or between covered and non-covered securities. However, you as a taxpayer still have to track and report wash sales as you have in the past which would include all of the aforementioned transaction types. Securities distributed from a retirement account reflect the tax basis on the date of distribution. Other methods for calculating gain (loss) are available. The cost basis for most Original Issue Discount ("OID") obligations includes the accretion of OID. For purposes of allocating original purchase price to the components of an equity unit consisting of a purchase contract and a debt security subject to a remarketing event, we assumed that the fair market value of the debt security on purchase date was equal to its adjusted issue price. The difference between your original cost and the amount allocable to the debt component was allocated to the purchase contract. In making adjustments to the cost basis of the purchase contract, it was assumed that the unit holder included contract adjustment payments in income when received.

This is important tax information and is being furnished to the Internal Revenue Service. If you are required to file a return, a negligence penalty or other sanction may be imposed on you if this income is taxable and the IRS determines that it has not been reported.

1099-B 2013 PROCEEDS FROM BROKER & BARTER EXCHANGE TRANSACTIONS

1e. Quantity	Transaction Description	1b. Date of Acquisition	1a. Date of Sale or Exchange	2a. Amount	3. Cost Basis	5. Wash Sale Loss Disallowed	Gain or (Loss)	Remarks
SHORT TERM CAPITAL GAINS AND LOSSES - 1099-B Line 1c.								
COVERED TRANSACTIONS - 1099-B Line 6b. (cost basis reported to the IRS)								
AT&T INC		CUSIP Number	00206R102					
25.0000	Sale	05/22/13	11/20/13	895.07	920.01	0.00	(24.94)	
DELPHI AUTOMOTIVE PLC		CUSIP Number	G27823106					
19.0000	Sale	05/16/12	03/06/13	799.92	535.21	0.00	264.71	
DISNEY (WALT) CO COM STK		CUSIP Number	254687106					
11.0000	Sale	08/08/12	04/24/13	685.89	554.65	0.00	131.24	
11.0000	Sale	08/08/12	05/15/13	741.23	554.65	0.00	186.58	
	Security Subtotal			1,427.12	1,109.30	0.00	317.82	
MOODY'S CORP		CUSIP Number	615369105					
8.0000	Sale	10/10/12	05/08/13	506.52	349.84	0.00	156.68	
3.0000	Sale	10/11/12	05/08/13	189.95	133.21	0.00	56.74	
4.0000	Sale	10/11/12	05/22/13	271.87	177.61	0.00	94.26	
7.0000	Sale	10/12/12	05/22/13	475.77	310.93	0.00	164.84	
2.0000	Sale	10/15/12	05/22/13	135.94	89.31	0.00	46.63	
1.0000	Sale	11/09/12	05/22/13	67.97	46.05	0.00	21.92	
11.0000	Sale	11/09/12	08/08/13	759.88	506.58	0.00	253.30	
6.0000	Sale	11/09/12	08/14/13	397.35	276.31	0.00	121.04	

SUSAN ILEENE WIRTHLIN FDN

2013 ANNUAL STATEMENT SUMMARY
1099-B
2013 PROCEEDS FROM BROKER & BARTER EXCHANGE TRANSACTIONS

1e. Quantity	Transaction Description	1b. Date of Acquisition	1a. Date of Sale or Exchange	2a. Amount	3. Cost Basis	5. Wash Sale Loss Disallowed	Gain or (Loss)	Remarks
MOODY'S CORP								
	CUSIP Number	615369105						
16.0000	Sale	02/06/13	08/14/13	1,059.63	755.76	0.00	303.87	
1.0000	Sale	02/06/13	08/15/13	64.51	47.23	0.00	17.28	
	Security Subtotal			3,929.39	2,692.83	0.00	1,236.56	
PPG INDUSTRIES INC SHS								
	CUSIP Number	693506107						
3.0000	Sale	03/28/13	12/11/13	548.16	401.12	0.00	147.04	
1.0000	Sale	04/01/13	12/11/13	182.73	133.80	0.00	48.93	
	Security Subtotal			730.89	534.92	0.00	195.97	
STATE STREET CORP								
	CUSIP Number	857477103						
12.0000	Sale	03/06/13	07/24/13	839.84	706.69	0.00	133.15	
WESTERN UN CO								
	CUSIP Number	959802109						
32.0000	Sale	01/19/12	01/03/13	434.11	609.29	0.00	(175.18)	
6.0000	Sale	01/20/12	01/03/13	81.39	114.63	0.00	(33.24)	
27.0000	Sale	01/25/12	01/03/13	366.30	524.29	0.00	(157.99)	
1.0000	Sale	02/08/12	01/03/13	13.57	18.21	0.00	(4.64)	
20.0000	Sale	02/22/12	02/13/13	285.75	359.98	0.00	(74.23)	
	Security Subtotal			1,181.12	1,626.40	0.00	(445.28)	
Covered Short Term Capital Gains and Losses Subtotal				9,803.35	8,125.36	0.00	1,677.99	
NET SHORT TERM CAPITAL GAINS AND LOSSES				9,803.35	8,125.36	0.00	1,677.99	

LONG TERM CAPITAL GAINS AND LOSSES - 1099-B Line 1c.
COVERED TRANSACTIONS - 1099-B Line 6b. (cost basis reported to the IRS)

AT&T INC								
	CUSIP Number	00206R102						
2.0000	Sale	08/16/12	11/14/13	70.47	73.94	0.00	(3.47)	
19.0000	Sale	08/16/12	11/20/13	680.25	702.44	0.00	(22.19)	
	Security Subtotal			750.72	776.38	0.00	(25.66)	
BLACKROCK INC								
	CUSIP Number	09247X101						
2.0000	Sale	07/26/11	03/28/13	512.43	369.43	0.00	143.00	
1.0000	Sale	07/26/11	04/01/13	255.84	184.72	0.00	71.12	
2.0000	Sale	07/26/11	04/17/13	504.12	369.43	0.00	134.69	

SUSAN ILEENE WIRTHLIN FDN

2013 ANNUAL STATEMENT SUMMARY
1099-B
2013 PROCEEDS FROM BROKER & BARTER EXCHANGE TRANSACTIONS

1e Quantity	Transaction Description	1b. Date of Acquisition	1a. Date of Sale or Exchange	2a. Amount	3 Cost Basis	5. Wash Sale Loss Disallowed	Gain or (Loss)	Remarks
BLACKROCK INC								
		<i>CUSIP Number</i>	<i>09247X101</i>					
3.0000	Sale	07/27/11	06/05/13	803.45	540.58	0.00	262.87	
2.0000	Sale	01/11/12	06/05/13	535.64	366.01	0.00	169.63	
	Security Subtotal			2,611.48	1,830.17	0.00	781.31	
BANK NEW YORK MELLON CORP								
		<i>CUSIP Number</i>	<i>064058100</i>					
41 0000	Sale	11/16/11	03/20/13	1,158.08	825.51	0.00	332.57	
CVS CAREMARK CORP								
		<i>CUSIP Number</i>	<i>126650100</i>					
14.0000	Sale	01/04/12	09/18/13	839.65	583.48	0.00	256.17	
1.0000	Sale	01/09/12	09/18/13	59.97	41.89	0.00 (Y)	18.08	
1.0000	Sale	01/11/12	09/18/13	59.98	41.82	0.00	18.16	
	Security Subtotal			959.60	667.19	0.00	292.41	
DANAHER CORP DEL COM								
		<i>CUSIP Number</i>	<i>235851102</i>					
10.0000	Sale	03/02/11	10/16/13	689.78	501.35	0.00	188.43	
DELPHI AUTOMOTIVE PLC								
		<i>CUSIP Number</i>	<i>G27823106</i>					
9.0000	Sale	05/16/12	06/18/13	464.43	253.52	0.00	210.91	
8.0000	Sale	05/23/12	06/18/13	412.84	221.96	0.00	190.88	
7.0000	Sale	05/23/12	09/18/13	398.60	194.21	0.00	204.39	
9.0000	Sale	06/06/12	09/18/13	512.50	262.88	0.00	249.62	
	Security Subtotal			1,788.37	932.57	0.00	855.80	
PPG INDUSTRIES INC SHS								
		<i>CUSIP Number</i>	<i>693506107</i>					
1.0000	Sale	02/25/11	11/06/13	182.79	87.45	0.00	95.34	
5 0000	Sale	02/25/11	11/20/13	913.88	437.24	0.00	476.64	
1.0000	Sale	02/25/11	11/21/13	183.23	87.45	0.00	95.78	
1.0000	Sale	02/25/11	12/11/13	182.72	87.45	0.00	95.27	
	Security Subtotal			1,462.62	699.59	0.00	763.03	
PNC FINCL SERVICES GROUP								
		<i>CUSIP Number</i>	<i>693475105</i>					
7.0000	Sale	05/11/11	06/12/13	496.16	445.18	0.00	50.98	
5.0000	Sale	05/17/11	06/12/13	354.41	311.81	0.00	42.60	
5 0000	Sale	05/17/11	07/10/13	371.86	311.81	0.00	60.05	
14.0000	Sale	08/31/11	07/10/13	1,041.21	702.44	0.00	338.77	
	Security Subtotal			2,263.64	1,771.24	0.00	492.40	

SUSAN ILEENE WIRTHLIN FDN

2013 ANNUAL STATEMENT SUMMARY
1099-B
2013 PROCEEDS FROM BROKER & BARTER EXCHANGE TRANSACTIONS

1e. Quantity	Transaction Description	1b. Date of Acquisition	1a. Date of Sale or Exchange	2a. Amount	3. Cost Basis	5. Wash Sale Loss Disallowed	Gain or (Loss)	Remarks
ST JUDE MEDICAL INC								
		<i>CUSIP Number</i>	<i>790849103</i>					
16.0000	Sale	12/21/11	09/11/13	845.27	534.96	0.00	310.31	
11.0000	Sale	12/21/11	10/09/13	608.27	367.79	0.00	240.48	
3.0000	Sale	03/07/12	10/09/13	165.90	122.73	0.00	43.17	
	Security Subtotal			1,619.44	1,025.48	0.00	593.96	
STANLEY BLACK & DECKER INC								
		<i>CUSIP Number</i>	<i>854502101</i>					
7.0000	Sale	05/04/11	02/21/13	532.98	505.62	0.00	27.36	
8.0000	Sale	09/07/11	10/23/13	609.49	470.85	0.00	138.64	
3.0000	Sale	09/14/11	10/23/13	228.56	167.53	0.00	61.03	
10.0000	Sale	09/14/11	10/30/13	791.11	558.42	0.00	232.69	
	Security Subtotal			2,162.14	1,702.42	0.00	459.72	
VIACOM INC NEW CL B								
		<i>CUSIP Number</i>	<i>92553P201</i>					
8.0000	Sale	03/16/11	08/08/13	637.78	349.37	0.00	288.41	
2.0000	Sale	06/01/11	08/08/13	159.45	101.73	0.00	57.72	
11.0000	Sale	06/01/11	09/04/13	888.96	559.50	0.00	329.46	
3.0000	Sale	06/01/11	09/25/13	249.18	152.59	0.00	96.59	
4.0000	Sale	09/28/11	09/25/13	332.25	167.09	0.00	165.16	
10.0000	Sale	09/28/11	10/02/13	825.05	417.73	0.00	407.32	
	Security Subtotal			3,092.67	1,748.01	0.00	1,344.66	
WESTERN UN CO								
		<i>CUSIP Number</i>	<i>959802109</i>					
50.0000	Sale	02/08/12	02/13/13	714.37	910.60	0.00	(196.23)	
	Covered Long Term Capital Gains and Losses Subtotal			19,272.91	13,390.51	0.00	5,882.40	

NONCOVERED TRANSACTIONS - 1099-B Line 6a. (cost basis not reported to the IRS)

ABBVIE INC SHS								
		<i>CUSIP Number</i>	<i>00287Y109</i>					
6.0000	Sale	07/29/09	01/09/13	203.22	142.63	0.00	60.59	
18.0000	Sale	09/02/09	01/09/13	609.68	422.05	0.00	187.63	
16.0000	Sale	03/11/10	01/09/13	541.94	459.48	0.00	82.46	
	Security Subtotal			1,354.84	1,024.16	0.00	330.68	

SUSAN ILEENE WIRTHLIN FDN

2013 ANNUAL STATEMENT SUMMARY
1099-B
2013 PROCEEDS FROM BROKER & BARTER EXCHANGE TRANSACTIONS

1e. Quantity	Transaction Description	1b. Date of Acquisition	1a. Date of Sale or Exchange	2a. Amount	3. Cost Basis	5. Wash Sale Loss Disallowed	Gain or (Loss)	Remarks
AT&T INC								
		<i>CUSIP Number</i>	<i>00206R102</i>					
12.0000	Sale	08/29/08	01/30/13	416.90	388.99	0.00	27.91	
9.0000	Sale	11/11/09	01/30/13	312.69	238.22	0.00	74.47	
27.0000	Sale	11/11/09	11/14/13	951.27	714.66	0.00	236.61	
	Security Subtotal			1,680.86	1,341.87	0.00	338.99	
BANK NEW YORK MELLON CORP								
		<i>CUSIP Number</i>	<i>064058100</i>					
14.0000	Sale	10/08/08	01/23/13	376.54	363.01	0.00	13.53	
16.0000	Sale	10/07/09	01/23/13	430.34	457.08	0.00	(26.74)	
5.0000	Sale	10/07/09	03/06/13	138.92	142.84	0.00	(3.92)	
29.0000	Sale	02/03/10	03/06/13	805.74	834.40	0.00	(28.66)	
12.0000	Sale	03/31/10	03/06/13	333.41	370.05	0.00	(36.64)	
7.0000	Sale	03/31/10	03/20/13	197.72	215.86	0.00	(18.14)	
	Security Subtotal			2,282.67	2,383.24	0.00	(100.57)	
GOLDMAN SACHS GROUP INC								
		<i>CUSIP Number</i>	<i>38141G104</i>					
6.0000	Sale	03/11/09	02/21/13	908.05	542.05	0.00	366.00	
INTEL CORP								
		<i>CUSIP Number</i>	<i>458140100</i>					
42.0000	Sale	01/23/08	01/17/13	940.58	793.30	0.00	147.28	
13.0000	Sale	05/21/08	01/17/13	291.14	308.62	0.00	(17.48)	
	Security Subtotal			1,231.72	1,101.92	0.00	129.80	
JPMORGAN CHASE & CO								
		<i>CUSIP Number</i>	<i>46625H100</i>					
8.0000	Sale	12/03/08	05/29/13	434.82	222.34	0.00	212.48	
3.0000	Sale	12/09/08	05/29/13	163.06	101.85	0.00	61.21	
	Security Subtotal			597.88	324.19	0.00	273.69	
JOHNSON AND JOHNSON COM								
		<i>CUSIP Number</i>	<i>478160104</i>					
6.0000	Sale	11/30/07	07/24/13	551.82	406.56	0.00	145.26	
2.0000	Sale	05/21/08	07/24/13	183.94	131.60	0.00	52.34	
10.0000	Sale	04/22/09	11/06/13	929.55	517.51	0.00	412.04	
	Security Subtotal			1,665.31	1,055.67	0.00	609.64	
LOCKHEED MARTIN CORP								
		<i>CUSIP Number</i>	<i>539830109</i>					
11.0000	Sale	11/30/07	04/03/13	1,049.56	1,219.35	0.00	(169.79)	
5.0000	Sale	11/30/07	07/31/13	601.42	554.25	0.00	47.17	
2.0000	Sale	05/21/08	07/31/13	240.58	214.66	0.00	25.92	

SUSAN ILEENE WIRTHLIN FDN

2013 ANNUAL STATEMENT SUMMARY
1099-B
2013 PROCEEDS FROM BROKER & BARTER EXCHANGE TRANSACTIONS

1e. Quantity	Transaction Description	1b. Date of Acquisition	1a. Date of Sale or Exchange	2a. Amount	3. Cost Basis	5. Wash Sale Loss Disallowed	Gain or (Loss)	Remarks
LOCKHEED MARTIN CORP								
	CUSIP Number	539830109						
3.0000	Sale	05/21/08	12/04/13	412.25	321.99	0.00	90.26	
3.0000	Sale	11/05/08	12/04/13	412.25	257.01	0.00	155.24	
	Security Subtotal			2,716.06	2,567.26	0.00	148.80	
NORTHROP GRUMMAN CORP								
	CUSIP Number	666807102						
10.0000	Sale	03/24/09	04/10/13	719.31	378.32	0.00	340.99	
12.0000	Sale	07/29/09	04/11/13	869.62	487.60	0.00	382.02	
	Security Subtotal			1,588.93	865.92	0.00	723.01	
PPG INDUSTRIES INC SHS								
	CUSIP Number	693506107						
3.0000	Sale	11/30/07	10/09/13	486.95	204.75	0.00	282.20	
2.0000	Sale	11/30/07	10/10/13	329.21	136.50	0.00	192.71	
4.0000	Sale	11/30/07	10/30/13	722.83	273.01	0.00	449.82	
1.0000	Sale	05/21/08	10/30/13	180.71	63.31	0.00	117.40	
5.0000	Sale	05/21/08	11/06/13	913.90	316.55	0.00	597.35	
	Security Subtotal			2,633.60	994.12	0.00	1,639.48	
STANLEY BLACK & DECKER INC								
	CUSIP Number	854502101						
4.0000	Sale	08/11/10	02/21/13	304.55	223.54	0.00	81.01	
TRAVELERS COS INC								
	CUSIP Number	89417E109						
1.0000	Sale	04/02/09	02/06/13	78.45	42.13	0.00	36.32	
9.0000	Sale	11/04/09	02/06/13	706.10	461.74	0.00	244.36	
	Security Subtotal			784.55	503.87	0.00	280.68	
VODAFONE GROU PLC SP ADR								
	CUSIP Number	92857W209						
28.0000	Sale	11/05/08	09/25/13	974.32	529.41	0.00	444.91	
ACE LIMITED								
	CUSIP Number	H0023R105						
5.0000	Sale	09/08/10	08/28/13	440.23	275.02	0.00	165.21	
5.0000	Sale	09/09/10	08/28/13	440.24	277.41	0.00	162.83	
	Security Subtotal			880.47	552.43	0.00	328.04	
Noncovered Long Term Capital Gains and Losses Subtotal				19,603.81	14,009.65	0.00	5,594.16	

SUSAN ILEENE WIRTHLIN FDN

2013 ANNUAL STATEMENT SUMMARY

1099-B

2013 PROCEEDS FROM BROKER & BARTER EXCHANGE TRANSACTIONS

1e. Quantity	Transaction Description	1b. Date of Acquisition	1a. Date of Sale or Exchange	2a. Amount	3. Cost Basis	5. Wash Sale Loss Disallowed	Gain or (Loss)	Remarks
NET LONG TERM CAPITAL GAINS AND LOSSES				38,876.72	27,400.16	0.00	11,476.56	
TOTAL SALES PROCEEDS FOR CAPITAL GAINS AND LOSSES				48,680.07				
TOTAL REPORTED SALES PROCEEDS				48,680.07				

(Y) The gain or loss of this transaction includes an adjustment to basis for the deferred loss amount on one or more previous "Wash Sales."

2013 REALIZED CAPITAL GAIN AND LOSS SUMMARY

COVERED SHORT TERM GAINS/LOSSES	NONCOVERED SHORT TERM GAINS/LOSSES	COVERED LONG TERM GAINS/LOSSES	NONCOVERED LONG TERM GAINS/LOSSES
1,677.99	0.00	5,882.40	5,594.16