



See a Social Security Number? Say Something!
Report Privacy Problems to <https://public.resource.org/privacy>
Or call the IRS Identity Theft Hotline at 1-800-908-4490



Form **990-PF**

Department of the Treasury
Internal Revenue Service

Return of Private Foundation

or Section 4947(a)(1) Trust Treated as Private Foundation

▶ Do not enter Social Security numbers on this form as it may be made public. By law, the IRS cannot redact the information on the form.

▶ Information about Form 990-PF and its instructions is at www.irs.gov/form990pf.

OMB No 1545-0052

2013

Open to Public Inspection

For calendar year 2013, or tax year beginning 01-01-2013 , and ending 12-31-2013

Name of foundation Ferber Family Foundation		A Employer identification number 20-0228634	
% ROY FERBER		B Telephone number (see instructions) (952) 885-5999	
Number and street (or P O box number if mail is not delivered to street address) 7760 France Avenue South Suite 700 Suite 700			
Room/suite		C If exemption application is pending, check here ▶ <input type="checkbox"/>	
City or town, state or province, country, and ZIP or foreign postal code Minneapolis, MN 55435			
G Check all that apply <div><input type="checkbox"/> Initial return <input type="checkbox"/> Final return <input checked="" type="checkbox"/> Address change</div> <div><input type="checkbox"/> Initial return of a former public charity <input type="checkbox"/> Amended return <input type="checkbox"/> Name change</div>		D 1. Foreign organizations, check here ▶ <input type="checkbox"/> 2. Foreign organizations meeting the 85% test, check here and attach computation ▶ <input type="checkbox"/>	
H Check type of organization <input checked="" type="checkbox"/> Section 501(c)(3) exempt private foundation <input type="checkbox"/> Section 4947(a)(1) nonexempt charitable trust <input type="checkbox"/> Other taxable private foundation		E If private foundation status was terminated under section 507(b)(1)(A), check here ▶ <input type="checkbox"/>	
I Fair market value of all assets at end of year (from Part II, col. (c), line 16)▶\$ 2,692,124		F If the foundation is in a 60-month termination under section 507(b)(1)(B), check here ▶ <input type="checkbox"/>	
J Accounting method <input checked="" type="checkbox"/> Cash <input type="checkbox"/> Accrual <input type="checkbox"/> Other (specify) _____ (Part I, column (d) must be on cash basis.)			

Part I Analysis of Revenue and Expenses (The total of amounts in columns (b), (c), and (d) may not necessarily equal the amounts in column (a) (see instructions))		(a) Revenue and expenses per books	(b) Net investment income	(c) Adjusted net income	(d) Disbursements for charitable purposes (cash basis only)
Revenue	1 Contributions, gifts, grants, etc , received (attach schedule)	0			
	2 Check ▶ <input type="checkbox"/> if the foundation is not required to attach Sch B				
	3 Interest on savings and temporary cash investments	18	18		
	4 Dividends and interest from securities.	70,137	70,137		
	5a Gross rents				
	b Net rental income or (loss) _____				
	6a Net gain or (loss) from sale of assets not on line 10	-6,866			
	b Gross sales price for all assets on line 6a 700,753				
	7 Capital gain net income (from Part IV , line 2)		0		
	8 Net short-term capital gain				
	9 Income modifications				
	10a Gross sales less returns and allowances				
	b Less Cost of goods sold				
Operating and Administrative Expenses	c Gross profit or (loss) (attach schedule)				
	11 Other income (attach schedule)				
	12 Total. Add lines 1 through 11	63,289	70,155		
	13 Compensation of officers, directors, trustees, etc				
	14 Other employee salaries and wages				
	15 Pension plans, employee benefits				
	16a Legal fees (attach schedule)	2,900	0	0	2,900
	b Accounting fees (attach schedule)				
	c Other professional fees (attach schedule)				
	17 Interest				
	18 Taxes (attach schedule) (see instructions)	1,517	1,517		
	19 Depreciation (attach schedule) and depletion				
	20 Occupancy				
	21 Travel, conferences, and meetings				
	22 Printing and publications				
	23 Other expenses (attach schedule)	24,891	24,866		25
	24 Total operating and administrative expenses.				
	Add lines 13 through 23	29,308	26,383	0	2,925
	25 Contributions, gifts, grants paid	183,170			183,170
	26 Total expenses and disbursements. Add lines 24 and 25	212,478	26,383	0	186,095
	27 Subtract line 26 from line 12				
	a Excess of revenue over expenses and disbursements	-149,189			
	b Net investment income (if negative, enter -0-)		43,772		
	c Adjusted net income (if negative, enter -0-)				

Part II Balance Sheets		Attached schedules and amounts in the description column should be for end-of-year amounts only (See instructions)	Beginning of year	End of year	
			(a) Book Value	(b) Book Value	(c) Fair Market Value
Assets	1	Cash—non-interest-bearing	68,854	93,409	93,409
	2	Savings and temporary cash investments			
	3	Accounts receivable ▶ _____ Less allowance for doubtful accounts ▶ _____			
	4	Pledges receivable ▶ _____ Less allowance for doubtful accounts ▶ _____			
	5	Grants receivable			
	6	Receivables due from officers, directors, trustees, and other disqualified persons (attach schedule) (see instructions)			
	7	Other notes and loans receivable (attach schedule) ▶ _____ Less allowance for doubtful accounts ▶ _____			
	8	Inventories for sale or use			
	9	Prepaid expenses and deferred charges	1,293	864	864
	10a	Investments—U S and state government obligations (attach schedule)			
	b	Investments—corporate stock (attach schedule)	945,421	921,785	1,184,730
	c	Investments—corporate bonds (attach schedule).			
	11	Investments—land, buildings, and equipment basis ▶ _____ Less accumulated depreciation (attach schedule) ▶ _____			
	12	Investments—mortgage loans			
	13	Investments—other (attach schedule)	1,481,903	1,332,224	1,413,121
	14	Land, buildings, and equipment basis ▶ _____ Less accumulated depreciation (attach schedule) ▶ _____			
	15	Other assets (describe ▶ _____)			
	16	Total assets (to be completed by all filers—see the instructions Also, see page 1, item I)	2,497,471	2,348,282	2,692,124
Liabilities	17	Accounts payable and accrued expenses			
	18	Grants payable			
	19	Deferred revenue			
	20	Loans from officers, directors, trustees, and other disqualified persons			
	21	Mortgages and other notes payable (attach schedule)			
	22	Other liabilities (describe ▶ _____)			
	23	Total liabilities (add lines 17 through 22)		0	
Net Assets or Fund Balances		Foundations that follow SFAS 117, check here ▶ <input checked="" type="checkbox"/> and complete lines 24 through 26 and lines 30 and 31.			
	24	Unrestricted	2,497,471	2,348,282	
	25	Temporarily restricted			
	26	Permanently restricted			
		Foundations that do not follow SFAS 117, check here ▶ <input type="checkbox"/> and complete lines 27 through 31.			
	27	Capital stock, trust principal, or current funds			
	28	Paid-in or capital surplus, or land, bldg , and equipment fund			
	29	Retained earnings, accumulated income, endowment, or other funds			
	30	Total net assets or fund balances (see page 17 of the instructions)	2,497,471	2,348,282	
	31	Total liabilities and net assets/fund balances (see page 17 of the instructions)	2,497,471	2,348,282	

Part III Analysis of Changes in Net Assets or Fund Balances

1	Total net assets or fund balances at beginning of year—Part II, column (a), line 30 (must agree with end-of-year figure reported on prior year’s return)	1	2,497,471
2	Enter amount from Part I, line 27a	2	-149,189
3	Other increases not included in line 2 (itemize) ▶ _____	3	
4	Add lines 1, 2, and 3	4	2,348,282
5	Decreases not included in line 2 (itemize) ▶ _____	5	
6	Total net assets or fund balances at end of year (line 4 minus line 5)—Part II, column (b), line 30	6	2,348,282

Part IV Capital Gains and Losses for Tax on Investment Income

(a) List and describe the kind(s) of property sold (e g , real estate, 2-story brick warehouse, or common stock, 200 shs MLC Co)		(b) How acquired P—Purchase D—Donation	(c) Date acquired (mo , day, yr)	(d) Date sold (mo , day, yr)
1 a	UBS 7170			
b	UBS 7170	P		
c	UBS 7170	P		
d	UBS 7170	P		
e	UBS 7170 - CAP GAIN DISTRIBUTION	P		2013-07-01

(e) Gross sales price	(f) Depreciation allowed (or allowable)	(g) Cost or other basis plus expense of sale	(h) Gain or (loss) (e) plus (f) minus (g)
a 218,777		212,417	6,360
b 465,155		484,971	-19,816
c 8,040		7,339	701
d 3,450		2,892	558
e 5,331			5,331

Complete only for assets showing gain in column (h) and owned by the foundation on 12/31/69			(I) Gains (Col (h) gain minus col (k), but not less than -0-) or Losses (from col (h))
(i) F M V as of 12/31/69	(j) Adjusted basis as of 12/31/69	(k) Excess of col (i) over col (j), if any	
a			6,360
b			-19,816
c			701
d			558
e			5,331

2 Capital gain net income or (net capital loss)	{ If gain, also enter in Part I, line 7 If (loss), enter -0- in Part I, line 7 }	2	-6,866
3 Net short-term capital gain or (loss) as defined in sections 1222(5) and (6) If gain, also enter in Part I, line 8, column (c) (see instructions) If (loss), enter -0- in Part I, line 8 }		3	

Part V Qualification Under Section 4940(e) for Reduced Tax on Net Investment Income

(For optional use by domestic private foundations subject to the section 4940(a) tax on net investment income)

If section 4940(d)(2) applies, leave this part blank

Was the foundation liable for the section 4942 tax on the distributable amount of any year in the base period? ☐ Yes ☒ No

If "Yes," the foundation does not qualify under section 4940(e) Do not complete this part




1 Enter the appropriate amount in each column for each year, see page 18 of the instructions before making any entries

(a) Base period years Calendar year (or tax year beginning in)	(b) Adjusted qualifying distributions	(c) Net value of noncharitable-use assets	(d) Distribution ratio (col (b) divided by col (c))
2012	163,333	2,556,851	0 063881
2011	154,425	2,770,377	0 055742
2010	132,420	2,723,349	0 048624
2009	145,362	2,445,465	0 059441
2008	185,675	3,035,569	0 061166

2 Total of line 1, column (d).	2	0 288854
3 Average distribution ratio for the 5-year base period—divide the total on line 2 by 5, or by the number of years the foundation has been in existence if less than 5 years	3	0 057771
4 Enter the net value of noncharitable-use assets for 2013 from Part X, line 5.	4	2,611,263
5 Multiply line 4 by line 3.	5	150,855
6 Enter 1% of net investment income (1% of Part I, line 27b).	6	438
7 Add lines 5 and 6.	7	151,293
8 Enter qualifying distributions from Part XII, line 4.	8	186,095

If line 8 is equal to or greater than line 7, check the box in Part VI, line 1b, and complete that part using a 1% tax rate See
the Part VI instructions

Part VI Excise Tax Based on Investment Income (Section 4940(a), 4940(b), 4940(e), or 4948—see page 18 of the instructions)		
1a Exempt operating foundations described in section 4940(d)(2), check here <input type="checkbox"/> and enter "N/A" on line 1		
Date of ruling or determination letter _____ (attach copy of letter if necessary—see instructions)		
b Domestic foundations that meet the section 4940(e) requirements in Part V, check here <input checked="" type="checkbox"/> and enter 1% of Part I, line 27b	1	438
c All other domestic foundations enter 2% of line 27b Exempt foreign organizations enter 4% of Part I, line 12, col (b)		
2 Tax under section 511 (domestic section 4947(a)(1) trusts and taxable foundations only Others enter -0-)	2	
3 Add lines 1 and 2.	3	438
4 Subtitle A (income) tax (domestic section 4947(a)(1) trusts and taxable foundations only Others enter -0-)	4	
5 Tax based on investment income. Subtract line 4 from line 3 If zero or less, enter -0-	5	438
6 Credits/Payments		
a 2013 estimated tax payments and 2012 overpayment credited to 2013	6a	1,293
b Exempt foreign organizations—tax withheld at source	6b	
c Tax paid with application for extension of time to file (Form 8868)	6c	
d Backup withholding erroneously withheld	6d	
7 Total credits and payments Add lines 6a through 6d.	7	1,293
8 Enter any penalty for underpayment of estimated tax Check here <input type="checkbox"/> if Form 2220 is attached	8	
9 Tax due. If the total of lines 5 and 8 is more than line 7, enter amount owed	9	
10 Overpayment. If line 7 is more than the total of lines 5 and 8, enter the amount overpaid	10	855
11 Enter the amount of line 10 to be Credited to 2014 estimated tax 855 Refunded	11	

Part VII-A Statements Regarding Activities			
1a During the tax year, did the foundation attempt to influence any national, state, or local legislation or did it participate or intervene in any political campaign? 	1a	Yes	No
b Did it spend more than \$100 during the year (either directly or indirectly) for political purposes (see page 19 of the instructions for definition)?	1b		No
<i>If the answer is "Yes" to 1a or 1b, attach a detailed description of the activities and copies of any materials published or distributed by the foundation in connection with the activities.</i>			
c Did the foundation file Form 1120-POL for this year?.	1c		No
d Enter the amount (if any) of tax on political expenditures (section 4955) imposed during the year (1) On the foundation <input type="checkbox"/> \$ _____ (2) On foundation managers <input type="checkbox"/> \$ _____			
e Enter the reimbursement (if any) paid by the foundation during the year for political expenditure tax imposed on foundation managers <input type="checkbox"/> \$ _____			
2 Has the foundation engaged in any activities that have not previously been reported to the IRS?	2		No
<i>If "Yes," attach a detailed description of the activities.</i>			
3 Has the foundation made any changes, not previously reported to the IRS, in its governing instrument, articles of incorporation, or bylaws, or other similar instruments? <i>If "Yes," attach a conformed copy of the changes</i> 	3		No
4a Did the foundation have unrelated business gross income of \$1,000 or more during the year?.	4a		No
b If "Yes," has it filed a tax return on Form 990-T for this year?.	4b		
5 Was there a liquidation, termination, dissolution, or substantial contraction during the year?	5		No
<i>If "Yes," attach the statement required by General Instruction T.</i> 			
6 Are the requirements of section 508(e) (relating to sections 4941 through 4945) satisfied either • By language in the governing instrument, or • By state legislation that effectively amends the governing instrument so that no mandatory directions that conflict with the state law remain in the governing instrument?	6	Yes	
7 Did the foundation have at least \$5,000 in assets at any time during the year? <i>If "Yes," complete Part II, col. (c), and Part XV.</i>	7	Yes	
8a Enter the states to which the foundation reports or with which it is registered (see instructions) <input checked="" type="checkbox"/> MN _____			
b If the answer is "Yes" to line 7, has the foundation furnished a copy of Form 990-PF to the Attorney General (or designate) of each state as required by General Instruction G? <i>If "No," attach explanation</i> .	8b	Yes	
9 Is the foundation claiming status as a private operating foundation within the meaning of section 4942(j)(3) or 4942(j)(5) for calendar year 2013 or the taxable year beginning in 2013 (see instructions for Part XIV)? <i>If "Yes," complete Part XIV</i>	9		No
10 Did any persons become substantial contributors during the tax year? <i>If "Yes," attach a schedule listing their names and addresses.</i>	10		No

Part VII-A

Statements Regarding Activities *(continued)*

11	At any time during the year, did the foundation, directly or indirectly, own a controlled entity within the meaning of section 512(b)(13)? If "Yes," attach schedule (see instructions).	11		No
12	Did the foundation make a distribution to a donor advised fund over which the foundation or a disqualified person had advisory privileges? If "Yes," attach statement (see instructions)	12		No
13	Did the foundation comply with the public inspection requirements for its annual returns and exemption application?	13	Yes	
Website address N/A				
14	The books are in care of ROY FERBER Telephone no (952) 885-5999 Located at 10411 Brown Farm Circle Eden Prairie MN ZIP +4 55437			
15	Section 4947(a)(1) nonexempt charitable trusts filing Form 990-PF in lieu of Form 1041 —Check here and enter the amount of tax-exempt interest received or accrued during the year.	15		
16	At any time during calendar year 2013, did the foundation have an interest in or a signature or other authority over a bank, securities, or other financial account in a foreign country?	16	Yes	No
See instructions for exceptions and filing requirements for Form TD F 90-22.1 If "Yes", enter the name of the foreign country				

Part VII-B

Statements Regarding Activities for Which Form 4720 May Be Required

File Form 4720 if any item is checked in the "Yes" column, unless an exception applies.			Yes	No
1a	During the year did the foundation (either directly or indirectly) (1) Engage in the sale or exchange, or leasing of property with a disqualified person? (2) Borrow money from, lend money to, or otherwise extend credit to (or accept it from) a disqualified person? (3) Furnish goods, services, or facilities to (or accept them from) a disqualified person? (4) Pay compensation to, or pay or reimburse the expenses of, a disqualified person? (5) Transfer any income or assets to a disqualified person (or make any of either available for the benefit or use of a disqualified person)? (6) Agree to pay money or property to a government official? (Exception. Check "No" if the foundation agreed to make a grant to or to employ the official for a period after termination of government service, if terminating within 90 days).			
b	If any answer is "Yes" to 1a(1)–(6), did any of the acts fail to qualify under the exceptions described in Regulations section 53.4941(d)-3 or in a current notice regarding disaster assistance (see page 20 of the instructions)? Organizations relying on a current notice regarding disaster assistance check here.	1b		
c	Did the foundation engage in a prior year in any of the acts described in 1a, other than excepted acts, that were not corrected before the first day of the tax year beginning in 2013?	1c		
2	Taxes on failure to distribute income (section 4942) (does not apply for years the foundation was a private operating foundation defined in section 4942(j)(3) or 4942(j)(5))			
a	At the end of tax year 2013, did the foundation have any undistributed income (lines 6d and 6e, Part XIII) for tax year(s) beginning before 2013? If "Yes," list the years 20____, 20____, 20____, 20____			
b	Are there any years listed in 2a for which the foundation is not applying the provisions of section 4942(a)(2) (relating to incorrect valuation of assets) to the year's undistributed income? (If applying section 4942(a)(2) to all years listed, answer "No" and attach statement—see instructions).	2b		No
c	If the provisions of section 4942(a)(2) are being applied to any of the years listed in 2a, list the years here 20____, 20____, 20____, 20____			
3a	Did the foundation hold more than a 2% direct or indirect interest in any business enterprise at any time during the year?			
b	If "Yes," did it have excess business holdings in 2013 as a result of (1) any purchase by the foundation or disqualified persons after May 26, 1969, (2) the lapse of the 5-year period (or longer period approved by the Commissioner under section 4943(c)(7)) to dispose of holdings acquired by gift or bequest, or (3) the lapse of the 10-, 15-, or 20-year first phase holding period? (Use Schedule C, Form 4720, to determine if the foundation had excess business holdings in 2013.).	3b		
4a	Did the foundation invest during the year any amount in a manner that would jeopardize its charitable purposes?	4a		No
b	Did the foundation make any investment in a prior year (but after December 31, 1969) that could jeopardize its charitable purpose that had not been removed from jeopardy before the first day of the tax year beginning in 2013?	4b		No

Part VII-B

Statements Regarding Activities for Which Form 4720 May Be Required (continued)

5a

During the year did the foundation pay or incur any amount to

(1) Carry on propaganda, or otherwise attempt to influence legislation (section 4945(e))?

☐ Yes ☐ No

(2) Influence the outcome of any specific public election (see section 4955), or to carry on, directly or indirectly, any voter registration drive?

☐ Yes ☐ No

(3) Provide a grant to an individual for travel, study, or other similar purposes?

☐ Yes ☐ No

(4) Provide a grant to an organization other than a charitable, etc , organization described in section 509(a)(1), (2), or (3), or section 4940(d)(2)? (see instructions).

☐ Yes ☒ No

(5) Provide for any purpose other than religious, charitable, scientific, literary, or educational purposes, or for the prevention of cruelty to children or animals?

☐ Yes ☐ No

b

If any answer is "Yes" to 5a(1)–(5), did **any** of the transactions fail to qualify under the exceptions described in Regulations section 53.4945 or in a current notice regarding disaster assistance (see instructions)?

5b

Organizations relying on a current notice regarding disaster assistance check here.

☐

c

If the answer is "Yes" to question 5a(4), does the foundation claim exemption from the tax because it maintained expenditure responsibility for the grant?

☐ Yes ☐ No

If "Yes," attach the statement required by Regulations section 53.4945–5(d).

6a

Did the foundation, during the year, receive any funds, directly or indirectly, to pay premiums on a personal benefit contract?

☐ Yes ☒ No

b

Did the foundation, during the year, pay premiums, directly or indirectly, on a personal benefit contract?

6b

No

If "Yes" to 6b, file Form 8870.

7a

At any time during the tax year, was the foundation a party to a prohibited tax shelter transaction?

☐ Yes ☒ No

b

If yes, did the foundation receive any proceeds or have any net income attributable to the transaction?

7b

Part VIII

Information About Officers, Directors, Trustees, Foundation Managers, Highly Paid Employees, and Contractors

1

List all officers, directors, trustees, foundation managers and their compensation (see instructions).

(a) Name and address	(b) Title, and average hours per week devoted to position	(c) Compensation (If not paid, enter -0-)	(d) Contributions to employee benefit plans and deferred compensation	(e) Expense account, other allowances
Roy R Ferber	President	0		
10411 Brown Farm Circle	1 0			
Eden Prairie, MN 55347				
JoAnn B Ferber	Sec/Treas	0		
10411 Brown Farm Circle	1 0			
Eden Prairie, MN 55347				

2

Compensation of five highest-paid employees (other than those included on line 1—see instructions). If none, enter "NONE."

(a) Name and address of each employee paid more than \$50,000	(b) Title, and average hours per week devoted to position	(c) Compensation	(d) Contributions to employee benefit plans and deferred compensation	(e) Expense account, other allowances

Total

number of other employees paid over \$50,000.

Part VIII

Information About Officers, Directors, Trustees, Foundation Managers, Highly Paid Employees, and Contractors (continued)

3 Five highest-paid independent contractors for professional services (see instructions). If none, enter "NONE".

(a) Name and address of each person paid more than \$50,000	(b) Type of service	(c) Compensation
Total number of others receiving over \$50,000 for professional services.		

Part IX-A

Summary of Direct Charitable Activities

List the foundation's four largest direct charitable activities during the tax year. Include relevant statistical information such as the number of organizations and other beneficiaries served, conferences convened, research papers produced, etc	Expenses
1	
2	
3	
4	

Part IX-B

Summary of Program-Related Investments (see instructions)

Describe the two largest program-related investments made by the foundation during the tax year on lines 1 and 2	Amount
1	
2	
All other program-related investments. See page 24 of the instructions	
3	
Total. Add lines 1 through 3	

Part X

Minimum Investment Return (All domestic foundations must complete this part. Foreign foundations, see instructions.)

1	Fair market value of assets not used (or held for use) directly in carrying out charitable, etc , purposes		
a	Average monthly fair market value of securities.	1a	2,529,881
b	Average of monthly cash balances.	1b	121,147
c	Fair market value of all other assets (see instructions).	1c	0
d	Total (add lines 1a, b, and c).	1d	2,651,028
e	Reduction claimed for blockage or other factors reported on lines 1a and 1c (attach detailed explanation).	1e	
2	Acquisition indebtedness applicable to line 1 assets.	2	0
3	Subtract line 2 from line 1d.	3	2,651,028
4	Cash deemed held for charitable activities Enter 1 1/2% of line 3 (for greater amount, see instructions).	4	39,765
5	Net value of noncharitable-use assets. Subtract line 4 from line 3 Enter here and on Part V, line 4	5	2,611,263
6	Minimum investment return. Enter 5% of line 5.	6	130,563

Part XI

Distributable Amount (see instructions) (Section 4942(j)(3) and (j)(5) private operating foundations and certain foreign organizations check here ☒ and do not complete this part.)

1	Minimum investment return from Part X, line 6.	1	130,563
2a	Tax on investment income for 2013 from Part VI, line 5.	2a	438
b	Income tax for 2013 (This does not include the tax from Part VI).	2b	
c	Add lines 2a and 2b.	2c	438
3	Distributable amount before adjustments Subtract line 2c from line 1.	3	130,125
4	Recoveries of amounts treated as qualifying distributions.	4	
5	Add lines 3 and 4.	5	130,125
6	Deduction from distributable amount (see instructions).	6	
7	Distributable amount as adjusted Subtract line 6 from line 5 Enter here and on Part XIII, line 1.	7	130,125

Part XII

Qualifying Distributions (see instructions)

1	Amounts paid (including administrative expenses) to accomplish charitable, etc , purposes		
a	Expenses, contributions, gifts, etc —total from Part I, column (d), line 26.	1a	186,095
b	Program-related investments—total from Part IX-B.	1b	0
2	Amounts paid to acquire assets used (or held for use) directly in carrying out charitable, etc , purposes.	2	0
3	Amounts set aside for specific charitable projects that satisfy the		
a	Suitability test (prior IRS approval required).	3a	0
b	Cash distribution test (attach the required schedule).	3b	0
4	Qualifying distributions. Add lines 1a through 3b Enter here and on Part V, line 8, and Part XIII, line 4	4	186,095
5	Foundations that qualify under section 4940(e) for the reduced rate of tax on net investment income Enter 1% of Part I, line 27b (see instructions).	5	438
6	Adjusted qualifying distributions. Subtract line 5 from line 4.	6	185,657
Note: The amount on line 6 will be used in Part V, column (b), in subsequent years when calculating whether the foundation qualifies for the section 4940(e) reduction of tax in those years			

Part XIII

Undistributed Income (see instructions)

	(a) Corpus	(b) Years prior to 2012	(c) 2012	(d) 2013
1 Distributable amount for 2013 from Part XI, line 7				130,125
2 Undistributed income, if any, as of the end of 2013				
a Enter amount for 2012 only.				
b Total for prior years 2011 , 2010 , 2009				
3 Excess distributions carryover, if any, to 2013				
a From 2008.	9,184			
b From 2009.	24,613			
c From 2010.				
d From 2011.	19,144			
e From 2012.	36,184			
f Total of lines 3a through e.	89,125			
4 Qualifying distributions for 2013 from Part XII, line 4 ▶ \$ 186,095				
a Applied to 2012, but not more than line 2a				
b Applied to undistributed income of prior years (Election required—see instructions).				
c Treated as distributions out of corpus (Election required—see instructions).				
d Applied to 2013 distributable amount.				130,125
e Remaining amount distributed out of corpus	55,970			
5 Excess distributions carryover applied to 2013 (If an amount appears in column (d), the same amount must be shown in column (a).)				
6 Enter the net total of each column as indicated below:				
a Corpus Add lines 3f, 4c, and 4e Subtract line 5	145,095			
b Prior years' undistributed income Subtract line 4b from line 2b.				
c Enter the amount of prior years' undistributed income for which a notice of deficiency has been issued, or on which the section 4942(a) tax has been previously assessed.				
d Subtract line 6c from line 6b Taxable amount—see instructions				
e Undistributed income for 2012 Subtract line 4a from line 2a Taxable amount—see instructions				
f Undistributed income for 2013 Subtract lines 4d and 5 from line 1 This amount must be distributed in 2014				0
7 Amounts treated as distributions out of corpus to satisfy requirements imposed by section 170(b)(1)(F) or 4942(g)(3) (see instructions).				
8 Excess distributions carryover from 2008 not applied on line 5 or line 7 (see instructions). . .	9,184			
9 Excess distributions carryover to 2014. Subtract lines 7 and 8 from line 6a	135,911			
10 Analysis of line 9				
a Excess from 2009. . . .	24,613			
b Excess from 2010. . . .				
c Excess from 2011. . . .	19,144			
d Excess from 2012. . . .	36,184			
e Excess from 2013. . . .	55,970			

Part XIVPrivate Operating Foundations (see instructions and Part VII-A, question 9)

1a

If the foundation has received a ruling or determination letter that it is a private operating foundation, and the ruling is effective for 2013, enter the date of the ruling.

b

Check box to indicate whether the organization is a private operating foundation described in section 4942(j)(3) or 4942(j)(5)

☐ 4942(j)(3) or ☐ 4942(j)(5)

2a	Enter the lesser of the adjusted net income from Part I or the minimum investment return from Part X for each year listed.	Tax year	Prior 3 years			(e) Total
		(a) 2013	(b) 2012	(c) 2011	(d) 2010	
b	85% of line 2a					
c	Qualifying distributions from Part XII, line 4 for each year listed.					
d	Amounts included in line 2c not used directly for active conduct of exempt activities.					
e	Qualifying distributions made directly for active conduct of exempt activities. Subtract line 2d from line 2c.					
3	Complete 3a, b, or c for the alternative test relied upon					
a	"Assets" alternative test—enter					
	(1) Value of all assets					
	(2) Value of assets qualifying under section 4942(j)(3)(B)(i)					
b	"Endowment" alternative test— enter 2/3 of minimum investment return shown in Part X, line 6 for each year listed.					
c	"Support" alternative test—enter					
	(1) Total support other than gross investment income (interest, dividends, rents, payments on securities loans (section 512(a)(5)), or royalties).					
	(2) Support from general public and 5 or more exempt organizations as provided in section 4942(j)(3)(B)(iii).					
	(3) Largest amount of support from an exempt organization					
	(4) Gross investment income					

Part XVSupplementary Information (Complete this part only if the organization had \$5,000 or more in assets at any time during the year—see instructions.)

1

Information Regarding Foundation Managers:

a

List any managers of the foundation who have contributed more than 2% of the total contributions received by the foundation before the close of any tax year (but only if they have contributed more than \$5,000) (See section 507(d)(2))

b

List any managers of the foundation who own 10% or more of the stock of a corporation (or an equally large portion of the ownership of a partnership or other entity) of which the foundation has a 10% or greater interest

2

Information Regarding Contribution, Grant, Gift, Loan, Scholarship, etc., Programs:

Check here ☒ if the foundation only makes contributions to preselected charitable organizations and does not accept unsolicited requests for funds. If the foundation makes gifts, grants, etc. (see instructions) to individuals or organizations under other conditions, complete items 2a, b, c, and d.

a

The name, address, and telephone number of the person to whom applications should be addressed

b

The form in which applications should be submitted and information and materials they should include

c

Any submission deadlines

d

Any restrictions or limitations on awards, such as by geographical areas, charitable fields, kinds of institutions, or other factors

Part XV

Supplementary Information (continued)

3 Grants and Contributions Paid During the Year or Approved for Future Payment


Recipient	If recipient is an individual, show any relationship to any foundation manager or substantial contributor	Foundation status of recipient	Purpose of grant or contribution	Amount
Name and address (home or business)				
a Paid during the year See Additional Data Table				
Total			3a	183,170
b Approved for future payment				
Total			3b	

Enter gross amounts unless otherwise indicated

Part XVI-B Relationship of Activities to the Accomplishment of Exempt Purposes

Form **990-PF** (2013)

Form 990PF Part XV Line 3 - Grants and Contributions Paid During the Year or Approved for Future Payment

Recipient	If recipient is an individual, show any relationship to any foundation manager or substantial contributor	Foundation status of recipient	Purpose of grant or contribution	Amount
Name and address (home or business)				
a <i>Paid during the year</i>				
Benilde St Margaret's 2501 Highway 100 South St Louis Park, MN 55416	N/A	PC	Education	12,500
Bethel University 3900 Bethel Drive St Paul, MN 55112	N/A	PC	Education	2,500
Eden Prairie Foundation 8080 Mitchell Road Eden Prairie, MN 55344	N/A	PC	Education	500
Holy Cross Ministries 860 E 4500 S St Lake City, UT 84107	N/A	PC	Education	25,000
NEIGHBORHOOD HOUSE 179 ROBIE STREET EAST ST PAUL, MN 55107	N/A	PC	CAPITAL CAMPAIGN/ DISADVANTAGED	15,000
PAX CHRISTI CATHOLIC COMMUNITY 12100 PIONEER TRAIL EDEN PRAIRIE, MN 55347	N/A	PC	CHURCH	1,600
ST MATTHEW'S SCHOOL 497 HUMBOLDT AVE ST PAUL, MN 55107	N/A	PC	EDUCATION	31,000
CONQUERING KING FELLOWSHIP 212 ARBOR LANE BURNSVILLE, MN 55337	N/A	PC	CHURCH	10,800
TREEHOUSE 5666 LINCOLN DRIVE SUITE 201 EDINA, MN 55436	N/A	PC	TROUBLED TEENAGERS	49,800
URBAN VENTURES LEADERSHIP FOUNDATION 3041 4TH AVENUE SOUTH MINNEAPOLIS, MN 55408	N/A	PC	DISADVANTAGE/ EDUCATION	33,170
HOPE ACADEMY 2300 CHICAGO AVENUE SOUTH MINNEAPOLIS, MN 55404	N/A	PC	EDUCATION	200
ST JUDES HOSPITAL 262 DANNY THOMAS PLACE MEMPHIS, TN 38105	N/A	PC	CHILDREN'S HOSPITAL CARE	100
ALLINA CPE CENTER 800 EAST 28TH STREET 16603 MINNEAPOLIS, MN 55407	N/A	PC	EDUCATION	700
ST MARY'S CATHOLIC CHURCH 1505 WHITE PINE CANYON ROAD PARK CITY, UT 84060	N/A	PC	CHURCH	300
Total  3a				183,170

Note: To capture the full content of this document, please select landscape mode (11" x 8.5") when printing.

TY 2013 Depreciation Schedule

Name: Ferber Family Foundation

EIN: 20-0228634

**TY 2013 Investments Corporate
Stock Schedule****Name:** Ferber Family Foundation**EIN:** 20-0228634

Name of Stock	End of Year Book Value	End of Year Fair Market Value
UBS - 7170 CORPORATE STOCK	185,692	217,607
UBS - 7238 CORPORATE STOCK	736,093	967,123

TY 2013 Investments - Land Schedule**Name:** Ferber Family Foundation**EIN:** 20-0228634

TY 2013 Investments - Other Schedule

Name: Ferber Family Foundation

EIN: 20-0228634

Category/ Item	Listed at Cost or FMV	Book Value	End of Year Fair Market Value
UBS - 7170 MUTUAL FUNDS & ETFS	AT COST	1,296,835	1,366,394
UBS - 7238 MUTUAL FUNDS & ETFS	AT COST	35,389	46,727

TY 2013 Land, Etc. Schedule**Name:** Ferber Family Foundation**EIN:** 20-0228634

TY 2013 Legal Fees Schedule

Name: Ferber Family Foundation

EIN: 20-0228634

Category	Amount	Net Investment Income	Adjusted Net Income	Disbursements for Charitable Purposes
Legal & Accounting	2,900			2,900
Professional Fees				

TY 2013 Other Expenses Schedule

Name: Ferber Family Foundation

EIN: 20-0228634

Description	Revenue and Expenses per Books	Net Investment Income	Adjusted Net Income	Disbursements for Charitable Purposes
Investment Management Fees	24,866	24,866		
Registration/Filing Fees	25			25

TY 2013 Taxes Schedule

Name: Ferber Family Foundation

EIN: 20-0228634

Category	Amount	Net Investment Income	Adjusted Net Income	Disbursements for Charitable Purposes
Foreign Tax Withheld	1,517	1,517		

Supplement to Part II, line 13, Statement 7

Reconciliation of Book Value for Other Investments held in UBS account #7170

Note: The cash and common stock are reported on different lines of the balance sheet.

	<u>December 31, 2012</u>	<u>December 31, 2013</u>
The Alerian MLP ETF	487,430	428,719
Various Fixed Income ETF's	356,639	-
Various Fixed Income Mutual Funds	615,921	896,721
Total Cost Basis per UBS	<u>1,459,990</u>	<u>1,325,440</u>
Distributions from The Alerian MLP ETF	<u>(13,476)</u>	<u>(28,605)</u>
Total Book Value per Balance Sheet	<u><u>1,446,514</u></u>	<u><u>1,296,835</u></u>



UBS Strategic Advisor
December 2013

Account name: FERBER FAMILY FOUNDATION
Friendly account name: Global Equities
Account number: 3R 07238 JF

Your Financial Advisor:
JUDY A. FREDRICKSON
612 303-5990/877 303-5990

Your assets

Some prices, income and current values shown may be approximate. As a result, gains and losses may not be accurately reflected. See *Important information about your statement* at the end of this document for more information.

Cash

Cash and money balances

Cash and money balances may include available cash balances, UBS Bank USA deposit account balances, UBS AG Stamford Branch deposit account balances and money market mutual fund sweep balances.

UBS Bank USA deposit account balances are insured by the FDIC within applicable limits, but are not protected by SIPC. UBS AG Stamford Branch deposit account balances are not insured by FDIC and are not protected by SIPC. Money market sweep balances are protected by SIPC but are not insured by the FDIC. See the *Important information about your statement* at the end of this document for details about those balances.

Holding	Opening balance on Dec 1 (\$)	Closing balance on Dec 31 (\$)	Price per share on Dec 31 (\$)	Average rate	Dividend/Interest period	Days in period	Cap amount (\$)
RMA MONEY MKT PORTFOLIO	23,835.14	0.00	1.00	0.01%	Nov 22 to Dec 23	32	
UBS BANK USA BUS ACCT	9,876.24	36,258.99					250,000.00
Total	\$33,711.38	\$36,258.99					

Equities

Common stock

Holding	Trade date	Number of shares	Purchase price/Average price per share (\$)	Cost basis (\$)	Price per share on Dec 31 (\$)	Value on Dec 31 (\$)	Unrealized gain or loss (\$)	Holding period
AFLAC INC								
Symbol: AFLX Exchange: NYSE								
EAI: \$810 Current yield: 2.22%	Jul 27, 12	547.000	43.030	23,537.68	66.800	36,539.60	13,001.92	LT
AIR PROD & CHEMICAL INC								
Symbol: APD Exchange: NYSE								
EAI: \$770 Current yield: 2.54%	Jul 27, 12	271.000	80.332	21,770.08	111.780	30,292.38	8,522.30	LT
ASTRAZENECA PLC SPON ADR								
Symbol: AZN Exchange: NYSE								
EAI: \$1,422 Current yield: 4.71%	May 13, 10	50.000	43.116	2,155.82	59.370	2,968.50	812.68	LT
	May 20, 10	135.000	41.221	5,564.92	59.370	8,014.95	2,450.03	LT
	Nov 30, 10	65.000	46.964	3,052.69	59.370	3,859.05	806.36	LT
	Dec 30, 10	25.000	46.002	1,150.07	59.370	1,484.25	334.18	LT

continued next page



UBS Strategic Advisor
December 2013

Account name: FERBER FAMILY FOUNDATION
Friendly account name: Global Equities
Account number: 3R 07238 JF

Your Financial Advisor
JUDY A. FREDRICKSON
612-303-5990/877-303-5990

Your assets ▸ **Equities ▸ Common stock** (continued)

Holding	Trade date	Number of shares	Purchase price/ Average price per share (\$)	Cost basis (\$)	Price per share on Dec 31 (\$)	Value on Dec 31 (\$)	Unrealized gain or loss (\$)	Holding period
	Jul 15, 11	25 000	49 708	1,242 72	59 370	1,484 25	241 53	LT
	Feb 16, 12	25 000	45 191	1,129 79	59 370	1,484 25	354 46	LT
	Jul 27, 12	183 000	46 260	8,465 58	59 370	10,864 71	2,399 13	LT
Security total		508 000	44 806	22,761 59		30,159 96	7,398 37	
BANK OF NOVA SCOTIA CANADA CAD								
Symbol BNS Exchange NYSE								
FAI \$981 Current yield 3.73%								
CAD Exchange rate 1.06250	Jul 27, 12	421 000	51 945	21,868 97	62 550	26,333 55	4,464 58	LT
BOEING COMPANY								
Symbol BA Exchange NYSE								
FAI \$917 Current yield 2.14%								
	Jul 27, 12	314 000	75 714	23,774 42	136 490	42,857 86	19,083 44	LT
BRITISH AMER TOBACCO PLC GB								
SPON ADR								
Symbol BTI Exchange AMEX								
FAI \$1,012 Current yield 4.03%								
	Jul 27, 12	234 000	105 386	24,660 39	107 420	25,136 28	475 89	LT
CLOROX CO								
Symbol CLX Exchange NYSE								
FAI \$929 Current yield 3.06%								
	Oct 8, 12	327 000	74 694	24,425 17	92 760	30,332 52	5,907 35	LT
COCA COLA CO COM								
Symbol KO Exchange NYSE								
FAI \$659 Current yield 2.71%								
	Jul 27, 12	588 000	39 893	23,457 23	41 310	24,290 28	833 05	LT
COLGATE PALMOLIVE CO								
Symbol CL Exchange NYSE								
FAI \$596 Current yield 2.09%								
	Jul 27, 12	438 000	53 588	23,471 72	65 210	28,561 98	5,090 26	LT
CSX CORPORATION								
Symbol CSX Exchange NYSE								
FAI \$647 Current yield 2.08%								
	Jul 27, 12	1,079 000	22 715	24,510 56	28 770	31,042 83	6,532 27	LT
DIAGEO PLC NEW GB SPON ADR								
Symbol DEO Exchange NYSE								
FAI \$705 Current yield 2.27%								
	Jul 27, 12	235 000	107 187	25,189 02	132 420	31,118 70	5,929 68	LT
EMERSON ELECTRIC CO								
Symbol EMR Exchange NYSE								
FAI \$746 Current yield 2.45%								
	Jan 26, 12	40 000	51 963	2,078 54	70 180	2,807 20	728 66	LT
	Jan 30, 12	20 000	51 404	1,028 09	70 180	1,403 60	375 51	LT
	Feb 2, 12	20 000	51 941	1,038 83	70 180	1,403 60	364 77	LT

continued next page



UBS Strategic Advisor
December 2013

Account name FERBER FAMILY FOUNDATION
Friendly account name Global Equities
Account number 3R 07238 JF

Your Financial Advisor
JUDY A. FREDRICKSON
612-303-5990/877-303-5990

Your assets ▸ **Equities ▸ Common stock** (continued)

Holding	Trade date	Number of shares	Purchase price/ Average price per share (\$)	Cost basis (\$)	Price per share on Dec 31, \$	Value on Dec 31, \$	Unrealized gain or loss, \$	Holding period
	Feb 24, 12	25 000	50 943	1,273 59	70 180	1,754 50	480 91	LT
	Mar 15, 12	25 000	51 815	1,295 39	70 180	1,754 50	459 11	LT
	Mar 28, 12	25 000	51 344	1,283 62	70 180	1,754 50	470 88	LT
	Apr 25, 12	30 000	51 193	1,535 79	70 180	2,105 40	569 61	LT
	Jul 27, 12	249 000	47 616	11,856 51	70 180	17,474 82	5,618 31	LT
Security total		434 000	49 287	21,390 36		30,458 12	9,067 76	
GENL MILLS INC								
Symbol GIS Exchange NYSE								
EAI \$877 Current yield 3.05%								
	May 17, 11	30 000	39 783	1,193 49	49 910	1,497 30	303 81	LT
	Sep 13, 11	45 000	36 835	1,657 60	49 910	2,245 95	588 35	LT
	Sep 15, 11	30 000	37 755	1,132 66	49 910	1,497 30	364 64	LT
	Oct 31, 11	50 000	39 034	1,951 73	49 910	2,495 50	543 77	LT
	Jan 9, 12	25 000	40 040	1,001 02	49 910	1,247 75	246 73	LT
	Jul 27, 12	397 000	38 407	15,247 86	49 910	19,814 27	4,566 41	LT
Security total		577 000	38 448	22,184 36		28,798 07	6,613 71	
ILLINOIS TOOL WORKS INC								
Symbol ITW Exchange NYSE								
EAI \$756 Current yield 2.00%								
	Jul 27, 12	450 000	54 788	24,654 87	84 080	37,836 00	13,181 13	LT
INTLL CORP								
Symbol INTC Exchange OTC								
EAI \$914 Current yield 3.47%								
	Jul 27, 12	842 000	25 736	21,669 84	25 955	21,854 11	184 27	LT
	Sep 10, 12	174 000	23 380	4,068 29	25 955	4,516 17	447 88	LT
Security total		1,016 000	25 333	25,738 13		26,370 28	632 15	
JOHNSON & JOHNSON COM								
Symbol JNJ Exchange NYSE								
EAI \$900 Current yield 2.88%								
	Jun 29, 10	25 000	59 102	1,477 56	91 590	2,289 75	812 19	LT
	Jul 19, 10	30 000	59 542	1,786 28	91 590	2,747 70	961 42	LT
	Sep 23, 10	25 000	61 939	1,548 48	91 590	2,289 75	741 27	LT
	Sep 30, 10	75 000	61 856	4,639 25	91 590	6,869 25	2,230 00	LT
	Feb 14, 11	25 000	60 735	1,518 38	91 590	2,289 75	771 37	LT
	Jul 27, 12	161 000	69 346	11,164 79	91 590	14,745 99	3,581 20	LT
Security total		341 000	64 911	22,134 74		31,232 19	9,097 45	

continued next page



UBS Strategic Advisor
December 2013

Account name FERBER FAMILY FOUNDATION
Friendly account name: Global Equities
Account number: 3R 07238 JF

Your Financial Advisor
JUDY A. FREDRICKSON
612-303-5990/877-303-5990

Your assets ▸ **Equities** ▸ **Common stock** (continued)

Holding	Trade date	Number of shares	Purchase price/ Average price per share (\$)	Cost basis (\$)	Price per share on Dec 31 (\$)	Value on Dec 31 (\$)	Unrealized gain or loss (\$)	Holding period
MEDTRONIC INC								
Symbol MDT Exchange NYSE								
EAI \$703 Current yield 1.95%	Jul 27, 12	628 000	38.617	24,251.48	57.390	36,040.92	11,789.44	LI
NEXTERA ENERGY INC COM								
Symbol NEE Exchange NYSE								
EAI \$887 Current yield 3.08%	Jul 27, 12	336 000	70.889	23,819.01	85.620	28,768.32	4,949.31	LI
NORTHEAST UTILITIES								
Symbol NU Exchange NYSE								
EAI \$910 Current yield 3.47%	Jul 27, 12	619 000	40.254	24,917.47	42.390	26,239.41	1,321.94	LT
NOVARTIS AG SPON ADR								
Symbol NVS Exchange NYSE								
EAI \$850 Current yield 2.56%	Jul 27, 12	413 000	58.696	24,241.45	80.380	33,196.94	8,955.49	LI
OCCIDENTAL PETROLEUM CORP								
Symbol OXY Exchange NYSE								
EAI \$827 Current yield 2.69%	Jul 27, 12	250 000	87.816	21,954.18	95.100	23,775.00	1,820.82	LT
	Nov 12, 12	73 000	76.480	5,583.04	95.100	6,942.30	1,359.26	LT
Security total		323 000	85.255	27,537.22		30,717.30	3,180.08	
PEARSON PLC SPON ADR								
Symbol PSO Exchange NYSE								
EAI \$867 Current yield 3.20%	Jul 27, 12	1,208 000	19.518	23,578.71	22.400	27,059.20	3,480.49	LT
RAYTHEON CO NEW								
Symbol RTN Exchange NYSE								
EAI \$904 Current yield 2.43%	Jul 27, 12	411 000	55.389	22,765.03	90.700	37,277.70	14,512.67	LT
SANOFI SPON ADR								
Symbol SNY Exchange NYSE								
EAI \$796 Current yield 2.34%	Jul 27, 12	634 000	40.227	25,503.92	53.630	34,001.42	8,497.50	LT
TORONTO DOMINION BK NEW CANADA CAD								
Symbol TD Exchange NYSE								
EAI \$886 Current yield 3.42%								
CAD Exchange rate 1.06250	Jul 27, 12	275 000	78.774	21,662.99	94.240	25,916.00	4,253.01	LT
TOTAL S A FRANCE SPON ADR								
Symbol TAT Exchange NYSE								
EAI \$1,355 Current yield 4.29%	Jul 27, 12	516 000	45.970	23,720.52	61.270	31,615.32	7,894.80	LT

continued next page



UBS Strategic Advisor
December 2013

Account name: FERBER FAMILY FOUNDATION
Friendly account name: Global Equities
Account number: 3R 07238 JF

Your Financial Advisor:
JUDY A. FREDRICKSON
612-303-5990/877-303-5990

Your assets ▸ **Equities** ▸ **Common stock** (continued)

Holding	Trade date	Number of shares	Purchase price/ Average price per share (\$)	Cost basis (\$)	Price per share on Dec 31 (\$)	Value on Dec 31 (\$)	Unrealized gain or loss (\$)	Holding period
UNILEVER PLC AMER SHS NEW SPON ADR								
Symbol: UL Exchange: NYSE								
EAI: \$898 Current yield: 3.38%	Oct 8, 12	644,000	37.520	24,163.33	41.200	26,532.80	2,369.47	LT
UNITED PARCEL SERVICE INC CL B								
Symbol: UPS Exchange: NYSE								
EAI: \$786 Current yield: 2.36%	Jul 27, 12	317,000	75.716	24,002.04	105.080	33,310.36	9,308.32	LT
UNTD TECHNOLOGIES CORP								
Symbol: UTX Exchange: NYSE								
EAI: \$696 Current yield: 2.07%	Jul 27, 12	295,000	74.107	21,861.79	113.800	33,571.00	11,709.21	LT
VF CORP								
Symbol: VIC Exchange: NYSE								
EAI: \$676 Current yield: 1.68%	Nov 12, 12	644,000	39.935	25,718.16	62.340	40,146.96	14,428.80	LT
VODAFONE GROUP PLC NEW SPON ADR								
Symbol: VOD Exchange: NYSE								
EAI: \$1,269 Current yield: 4.05%	Jul 27, 12	798,000	28.596	22,820.34	39.310	31,369.38	8,549.04	LT
Total				\$736,092.75		\$967,123.63	\$231,030.88	
Total estimated annual income: \$26,951								

Closed end funds & Exchange traded products

Total reinvested is the total of all reinvested dividends. It does not include any cash dividends. It is not a tax lot for the purposes of determining holding periods or cost basis. The shares you receive each time you reinvest dividends become a separate tax lot.

Cost basis is the total purchase cost of the security, including reinvested dividends. The cost basis may need to be adjusted for return of capital payments in order to determine the adjusted cost basis for tax reporting purposes.

Unrealized (tax) gain or loss is the difference between the current value and the cost basis and would generally be your taxable gain or loss if the security was sold on this date. The unrealized (tax) gain or loss may need to be adjusted for return of capital payments in order to determine the realized gain or loss for tax reporting purposes.

Investment return is the current value minus the amount you invested. It does not include shares that are not reflected on your statement, including shares that have been realized as either a gain or a loss. It also does not include cash dividends that were not reinvested.

Holding	Trade date	Number of shares	Purchase price/ Average price per share (\$)	Client investment (\$)	Cost basis (\$)	Price per share on Dec 31 (\$)	Value on Dec 31 (\$)	Unrealized (tax) gain or loss (\$)	Investment return (\$)	Holding period
SPDR S&P 500 ETF TR										
Symbol: SPY										
Trade date: Oct 31, 12		130,000	141.274	18,365.74	18,365.74	184.690	24,009.70	5,643.96		LT
Trade date: Nov 12, 12		123,000	138.405	17,023.82	17,023.82	184.690	22,716.87	5,693.05		LT

continued next page



UBS Strategic Advisor
December 2013

Account name FERBER FAMILY FOUNDATION
Friendly account name Global Equities
Account number 3R 07238 JF

Your Financial Advisor:
JUDY A. FRFDRICKSON
612-303-5990/877-303-5990

Your assets › **Equities** › **Closed end funds & Exchange traded products** (continued)

Holding	Number of shares	Purchase price/ Average price per share (\$)	Client investment (\$)	Cost basis (\$)	Price per share on Dec 31 (\$)	Value on Dec 31 (\$)	Unrealized (tax) gain or loss (\$)	Investment return (\$)	Holding period
CAI \$848 Current yield 1.81%									
Security total	253.000	139.880	35,389.56	35,389.56		46,726.57	11,337.01	11,337.01	

Your total assets

		Value on Dec 31 (\$)	Percentage of your account	Cost basis (\$)	Estimated annual income (\$)	Unrealized gain or loss (\$)
Cash	Cash and money balances	36,258.99	3.45%	36,258.99		
Equities	Common stock	967,123.63		736,092.75	26,951.00	231,030.88
	Closed end funds & Exchange traded products	46,726.57		35,389.56	848.00	11,337.01
	Total equities	1,013,850.20	96.55%	771,482.31	27,799.00	242,367.89
Total		\$1,050,109.19	100.00%	\$807,741.30	\$27,799.00	\$242,367.89



Strategic Wealth Portfolio
December 2013

Account name: FERBER FAMILY FOUNDATION
Friendly account name: Balanced
Account number: 3R 07170 JF

Your Financial Advisor:
JUDY A. FREDRICKSON
612-303-5990/877-303-5990

Your assets

Some prices, income and current values shown may be approximate. As a result, gains and losses may not be accurately reflected. See *Important information about your statement* at the end of this document for more information.

Cash

Cash and money balances

Cash and money balances may include available cash balances, UBS Bank USA deposit account balances, UBS AG Stamford Branch deposit account balances and money market mutual fund sweep balances.

UBS Bank USA deposit account balances are insured by the FDIC within applicable limits, but are not protected by SIPC. UBS AG Stamford Branch deposit account balances are not insured by FDIC and are not protected by SIPC. Money market sweep balances are protected by SIPC but are not insured by the FDIC. See the *Important information about your statement* at the end of this document for details about those balances.

Holding	Opening balance on Dec 1 '13	Closing balance on Dec 31 '13	Price per share on Dec 31 '13	Average rate	Dividend/Interest period	Days in period	Cap amount (\$)
UBS BANK USA BUS ACCT	14,826.93	15,408.76					250,000.00

Equities

Common stock

Holding	Trade date	Number of shares	Purchase price/ Average price per share (\$)	Cost basis (\$)	Price per share on Dec 31 '13	Value on Dec 31 '13	Unrealized gain or loss (\$)	Holding period
ABBVIE INC. COM								
Symbol: ABBV Exchange: NYSE								
EAI: \$195 Current yield: 3.03%	Jun 29, 12	56,000	33.243	1,861.66	52.810	2,957.36	1,095.70	LT
	Jul 30, 12	17,000	34.600	588.20	52.810	897.77	309.57	LT
	Nov 15, 12	6,000	32.976	197.86	52.810	316.86	119.00	LT
	Dec 10, 13	7,000	53.515	374.61	52.810	369.67	-4.94	ST
	Dec 17, 13	36,000	53.771	1,935.76	52.810	1,901.16	-34.60	ST
Security total		122,000	40.640	4,958.09		6,442.82	1,484.73	
ALTRIA GROUP INC.								
Symbol: MO Exchange: NYSE								
EAI: \$228 Current yield: 4.99%	Mar 24, 11	7,000	25.820	180.74	38.390	268.73	87.99	LT
	May 21, 12	100,000	31.590	3,159.06	38.390	3,839.00	679.94	LT
	Nov 15, 12	12,000	30.210	362.52	38.390	460.68	98.16	LT

continued next page



Your assets • **Equities** • **Common stock** (continued)

Holding	Trade date	Number of shares	Purchase price/ Average price per share (\$)	Cost basis (\$)	Price per share on Dec 31 (\$)	Value on Dec 31 (\$)	Unrealized gain or loss (\$)	Holding period
Security total		119 000	31 112	3,702 32		4,568 41	866 09	
ANALOG DEVICES INC								
Symbol ADI Exchange OTC								
EAI \$86 Current yield 2 68%	Jul 30, 12	57 000	38 964	2,220 99	50 930	2,903 01	682 02	LT
	Nov 15, 12	6 000	39 410	236 46	50 930	305 58	69 12	LT
Security total		63 000	39 007	2,457 45		3,208 59	751 14	
APPLE INC								
Symbol AAPL Exchange OTC								
EAI \$98 Current yield 2 18%	Jul 3, 13	8 000	419 391	3,355 13	561 020	4,488 16	1,133 03	ST
AT&T INC								
Symbol T Exchange NYSE								
EAI \$153 Current yield 5 24%	Apr 26, 11	74 000	30 902	2,286 79	35 160	2,601 84	315 05	LT
	Nov 15, 12	9 000	33 436	300 93	35 160	316 44	15 51	LI
Security total		83 000	31 177	2,587 72		2,918 28	330 56	
AUTOMATIC DATA PROCESSING INC								
Symbol ADP Exchange OTC								
EAI \$106 Current yield 2 39%	Jul 30, 12	13 000	57 156	743 03	80 799	1,050 39	307 36	LT
	Nov 15, 12	3 000	54 933	164 80	80 799	242 40	77 60	LT
	Mar 15, 13	39 000	64 438	2,513 12	80 799	3,151 16	638 04	ST
Security total		55 000	62 199	3,420 95		4,443 94	1,023 00	
BAXTER INTL INC								
Symbol BAX Exchange NYSE								
EAI \$98 Current yield 2 82%	Aug 15, 12	44 000	59 608	2,622 78	69 550	3,060 20	437 42	LT
	Nov 15, 12	6 000	65 800	394 80	69 550	417 30	22 50	LT
Security total		50 000	60 352	3,017 58		3,477 50	459 92	
BCE INC NEW CAD								
Symbol BCE Exchange NYSE								
EAI \$195 Current yield 5 18%								
CAD Exchange rate 1 06250	Jul 30, 12	84 000	42 457	3,566 40	43 290	3,636 36	69 96	LT
	Nov 15, 12	3 000	41 323	125 47 ²	43 290	129 87	4 40	LT
Security total		87 000	42 435	3,691 87		3,766 23	74 36	
BLACKROCK INC								
Symbol BLK Exchange NYSE								
EAI \$67 Current yield 2 12%	Jul 30, 12	10 000	171 489	1,714 89	316 470	3,164 70	1,449 81	LI

continued next page



Strategic Wealth Portfolio
December 2013

Account name: FERBER FAMILY FOUNDATION
Friendly account name: Balanced
Account number: 3R 07170 JF

Your Financial Advisor
JUDY A. FREDRICKSON
612-303-5990/877-303-5990

Your assets ▸ **Equities** ▸ **Common stock** (continued)

Holding	Trade date	Number of shares	Purchase price/ Average price per share (\$)	Cost basis (\$)	Price per share on Dec 31 '13	Value on Dec 31 '13	Unrealized gain or loss (\$)	Holding period
BRISTOL MYERS SQUIBB CO								
Symbol: BMY Exchange: NYSE								
EAI: \$99 Current yield: 2.70%	Jul 30, 12	57,000	35.756	2,038.14	53.150	3,029.55	991.41	LT
	Nov 15, 12	12,000	30.814	418.58 ²	53.150	637.80	219.22	LT
Security total		69,000	35.605	2,456.72		3,667.35	1,210.63	
CHEVRON CORP								
Symbol: CVX Exchange: NYSE								
EAI: \$208 Current yield: 3.20%	Jun 8, 12	15,000	100.197	1,502.96	124.910	1,873.65	370.69	LT
	Jul 30, 12	9,000	109.730	987.57	124.910	1,124.19	136.62	LT
	Nov 15, 12	3,000	101.993	305.98	124.910	374.73	68.75	LT
	Jan 17, 13	25,000	115.370	2,884.25	124.910	3,122.75	238.50	ST
Security total		52,000	109.245	5,680.76		6,495.32	814.56	
CISCO SYSTEMS INC								
Symbol: CSCO Exchange: OTC								
EAI: \$175 Current yield: 3.02%	Dec 12, 12	203,000	19.812	4,021.98	22.430	4,553.29	531.31	LT
	Mar 15, 13	55,000	21.818	1,200.03	22.430	1,233.65	33.62	ST
Security total		258,000	20.240	5,222.01		5,786.94	564.93	
COCA COLA CO COM								
Symbol: KO Exchange: NYSE								
EAI: \$119 Current yield: 2.72%	Jul 30, 12	97,000	40.483	3,926.89	41.310	4,007.07	80.18	LT
	Nov 15, 12	9,000	36.066	324.60	41.310	371.79	47.19	LT
Security total		106,000	40.108	4,251.49		4,378.86	127.37	
CULLEN FROST BANKERS INC								
Symbol: CFR Exchange: NYSE								
EAI: \$166 Current yield: 2.69%	Jul 3, 13	39,000	70.091	2,733.58	74.430	2,902.77	169.19	ST
	Aug 22, 13	18,000	75.502	1,359.05	74.430	1,339.74	-19.31	ST
	Aug 23, 13	24,000	75.509	1,812.22	74.430	1,786.32	-25.90	ST
	Aug 27, 13	2,000	72.810	145.62	74.430	148.86	3.24	ST
Security total		83,000	72.897	6,050.47		6,177.69	127.22	
EMERSON ELECTRIC CO								
Symbol: EMR Exchange: NYSE								
EAI: \$151 Current yield: 2.45%	Jul 30, 12	82,000	47.876	3,925.87	70.180	5,754.76	1,828.89	LT
	Nov 15, 12	6,000	48.220	289.32	70.180	421.08	131.76	LT

continued next page



Strategic Wealth Portfolio

December 2013

Account name FERBER FAMILY FOUNDATION

Friendly account name: Balanced

Account number: 3R 07170 JF

Your Financial Advisor:

JUDY A. FREDRICKSON

612-303-5990/877-303 5990

Your assets ▸ **Equities ▸ Common stock** (continued)

Holding	Trade date	Number of shares	Purchase price/ Average price per share (\$)	Cost basis (\$)	Price per share on Dec 31 (\$)	Value on Dec 31 (\$)	Unrealized gain or loss (\$)	Holding period
Security total		88 000	47 900	4,215 19		6,175 84	1,960 65	
GALLAGHER ARTHUR J & CO								
Symbol AJG Exchange NYSE								
EAI \$109 Current yield 2.98%	Aug 15, 12	72 000	35 489	2,555 25	46 930	3,378 96	823 71	LT
	Nov 15, 12	6 000	35 220	211 32	46 930	281 58	70 26	LT
Security total		78 000	35 469	2,766 57		3,660 54	893 97	
GENL ELECTRIC CO								
Symbol GE Exchange NYSE								
EAI \$243 Current yield 3.14%	Dec 16, 10	6 000	17 746	106 48	28 030	168 18	61 70	LT
	Jun 27, 11	75 000	18 257	1,369 29	28 030	2,102 25	732 96	LT
	Jul 30, 12	1 000	20 750	20 75	28 030	28 03	7 28	LT
	Oct 2, 12	48 000	22 848	1,096 75	28 030	1,345 44	248 69	LT
	Nov 15, 12	6 000	20 060	120 36	28 030	168 18	47 82	LT
	Dec 12, 12	90 000	21 865	1,967 86	28 030	2,522 70	554 84	LT
	Jan 17, 13	50 000	21 227	1,061 39	28 030	1,401 50	340 11	ST
Security total		276 000	20 808	5,742 88		7,736 28	1,993 40	
GENUINE PARTS CO								
Symbol GPC Exchange NYSE								
EAI \$84 Current yield 2.59%	Jul 30, 12	36 000	64 533	2,323 22	83 190	2,994 84	671 62	LT
	Nov 15, 12	3 000	60 350	181 05	83 190	249 57	68 52	LT
Security total		39 000	64 212	2,504 27		3,244 41	740 14	
GLAXO SMITHKLINE PLC ADR								
Symbol GSK Exchange NYSE								
EAI \$171 Current yield 4.51%	Jul 30, 12	65 000	46 035	2,992 29	53 390	3,470 35	478 06	LT
	Nov 15, 12	6 000	41 836	263 23 ²	53 390	320 34	57 11	LT
Security total		71 000	45 852	3,255 52		3,790 69	535 17	
HCP INC								
Symbol HCP Exchange NYSE								
EAI \$225 Current yield 5.79%	Jul 30, 12	75 000	46 942	3,520 67	36 320	2,724 00	-796 67	LT
	Nov 15, 12	6 000	43 846	270 23 ²	36 320	217 92	-52 31	LT
	Mar 15, 13	26 000	48 686	1,265 84	36 320	944 32	-321 52	ST
Security total		107 000	47 259	5,056 74		3,886 24	-1,170 50	

continued next page



Strategic Wealth Portfolio
December 2013

Account name FERBER FAMILY FOUNDATION
Friendly account name: Balanced
Account number: 3R 07170 JF

Your Financial Advisor
JUDY A. FREDRICKSON
612-303-5990/877-303-5990

Your assets ▸ **Equities** ▸ **Common stock** (continued)

Holding	Trade date	Number of shares	Purchase price/ Average price per share (\$)	Cost basis (\$)	Price per share on Dec 31 (\$)	Value on Dec 31 (\$)	Unrealized gain or loss (\$)	Holding period
HEALTH CARE REIT INC SBI								
Symbol: HCN Exchange: NYSE								
EAI: \$223 Current yield: 5.70%	Jul 30, 12	60,000	61.533	3,692.03	53.570	3,214.20	-477.83	LT
	Nov 15, 12	6,000	58.710	358.31 ²	53.570	321.42	-36.89	LT
	May 16, 13	7,000	76.961	538.73	53.570	374.99	-163.74	ST
Security total		73,000	62.864	4,589.07		3,910.61	-678.46	
INTL CORP								
Symbol: INTC Exchange: OTC								
EAI: \$244 Current yield: 3.47%	Jul 30, 12	157,000	25.766	4,045.37	25.955	4,074.93	29.56	LT
	Oct 2, 12	45,000	22.744	1,023.51	25.955	1,167.97	144.46	LT
	Nov 15, 12	9,000	20.126	181.14	25.955	233.59	52.45	LT
	Jan 18, 13	10,000	21.137	251.25 ²	25.955	259.55	8.30	LT
	Jun 7, 13	50,000	24.560	1,228.02	25.955	1,297.75	69.73	ST
Security total		271,000	24.831	6,729.29		7,033.80	304.50	
JOHNSON & JOHNSON COM								
Symbol: JNJ Exchange: NYSE								
EAI: \$227 Current yield: 2.88%	Jul 30, 12	58,000	69.527	4,032.59	91.590	5,312.22	1,279.63	LT
	Nov 15, 12	6,000	68.956	414.97 ²	91.590	549.54	134.57	LT
	Jan 17, 13	22,000	72.773	1,601.01	91.590	2,014.98	413.97	ST
Security total		86,000	70.332	6,048.57		7,876.74	1,828.17	
KIMBERLY CLARK CORP								
Symbol: KMB Exchange: NYSE								
EAI: \$243 Current yield: 3.10%	Jun 6, 12	57,000	79.772	4,547.01	104.460	5,954.22	1,407.21	LT
	Nov 15, 12	3,000	83.646	250.94	104.460	313.38	62.44	LT
	Sep 18, 13	15,000	96.338	1,445.07	104.460	1,566.90	121.83	ST
Security total		75,000	83.240	6,243.02		7,834.50	1,591.48	
KRAFT FOODS GROUP INC								
Symbol: KRFT Exchange: OTC								
EAI: \$235 Current yield: 3.89%	Dec 12, 12	86,000	45.967	3,953.19	53.910	4,636.26	683.07	LT
	Mar 15, 13	26,000	50.501	1,313.04	53.910	1,401.66	88.62	ST
Security total		112,000	47.020	5,266.23		6,037.92	771.69	

continued next page

Your assets ▸ **Equities ▸ Common stock** (continued)

Holding	Trade date	Number of shares	Purchase price/ Average price per share (\$)	Cost basis (\$)	Price per share on Dec 31 (\$)	Value on Dec 31 (\$)	Unrealized gain or loss (\$)	Holding period
LOCKHEED MARTIN CORP								
Symbol LMT Exchange NYSE								
EAI \$234 Current yield 3.58%	Aug 5, 13	18 000	124.165	2,234.98	148.660	2,675.88	440.90	ST
	Aug 22, 13	26 000	123.658	3,215.11	148.660	3,865.16	650.05	ST
Security total		44 000	123.866	5,450.09		6,541.04	1,090.95	
MATTEL INC								
Symbol MAT Exchange OTC								
EAI \$170 Current yield 3.03%	Jul 30, 12	109 000	35.326	3,850.60	47.580	5,186.22	1,335.62	LT
	Nov 15, 12	9 000	35.036	315.59 ²	47.580	428.22	112.63	LT
Security total		118 000	35.307	4,166.19		5,614.44	1,448.25	
MCDONALDS CORP								
Symbol MCD Exchange NYSE								
EAI \$259 Current yield 3.34%	Jun 15, 12	55 000	90.449	4,974.73	97.030	5,336.65	361.92	LT
	Jul 30, 12	19 000	89.325	1,697.18	97.030	1,843.57	146.39	LT
	Nov 15, 12	6 000	83.720	502.32	97.030	582.18	79.86	LT
Security total		80 000	89.678	7,174.23		7,762.40	588.17	
MERCK & CO INC NEW COM								
Symbol MRK Exchange NYSE								
EAI \$188 Current yield 3.51%	Jul 30, 12	42 000	44.506	1,869.28	50.050	2,102.10	232.82	LT
	Nov 15, 12	3 000	42.780	132.90 ²	50.050	150.15	17.25	LT
	Nov 19, 13	62 000	48.084	2,981.23	50.050	3,103.10	121.87	ST
Security total		107 000	46.574	4,983.41		5,355.35	371.94	
MICROSOFT CORP								
Symbol MSFT Exchange OTC								
EAI \$171 Current yield 2.99%	Jan 17, 13	153 000	27.363	4,186.55	37.410	5,723.73	1,537.18	ST
NEXTERA ENERGY INC COM								
Symbol NEE Exchange NYSE								
EAI \$63 Current yield 3.07%	Jul 30, 12	21 000	71.415	1,499.72	85.620	1,798.02	298.30	LT
	Nov 15, 12	3 000	66.310	198.93	85.620	256.86	57.93	LT
Security total		24 000	70.777	1,698.65		2,054.88	356.23	
NOVARTIS AG SPON ADR								
Symbol NVS Exchange NYSE								
EAI \$132 Current yield 2.57%	Jul 30, 12	61 000	58.236	3,552.45	80.380	4,903.18	1,350.73	LT
	Nov 15, 12	3 000	58.936	176.81	80.380	241.14	64.33	LT

continued next page



Strategic Wealth Portfolio
December 2013

Account name: CERBER FAMILY FOUNDATION
Friendly account name: Balanced
Account number 3R 07170 JF

Your Financial Advisor:
JUDY A. FRFDICKSON
612-303-5990/877-303-5990

Your assets ▸ **Equities ▸ Common stock** (continued)

Holding	Trade date	Number of shares	Purchase price/ Average price per share (\$)	Cost basis (\$)	Price per share on Dec 31 '13	Value on Dec 31 '13 (\$)	Unrealized gain or loss, \$	Holding period
Security total		64 000	58 270	3,729 26		5,144 32	1,415 06	
ONEOK INC NEW								
Symbol OKI Exchange NYSE								
EAI \$181 Current yield 2.45%	Jul 30, 12	110 000	45 546	5,010 14	62 180	6,839 80	1,829 66	LT
	Nov 15, 12	9 000	44 207	398 20 ²	62 180	559 62	161 42	LT
Security total		119 000	45 448	5,408 34		7,399 42	1,991 08	
PAYCHEX INC								
Symbol PAYX Exchange OTC								
EAI \$95 Current yield 3.07%	Aug 5, 13	68 000	40 548	2,757 29	45 530	3,096 04	338 75	SI
PHILIP MORRIS INTL INC								
Symbol PM Exchange NYSE								
EAI \$233 Current yield 4.31%	May 21, 12	32 000	84 498	2,703 94	87 130	2,788 16	84 22	LI
	Jul 30, 12	27 000	91 063	2,458 72	87 130	2,352 51	-106 21	LT
	Nov 15, 12	3 000	83 213	249 64	87 130	261 39	11 75	LI
Security total		62 000	87 295	5,412 30		5,402 06	-10 24	
PROCTER & GAMBLE CO								
Symbol PG Exchange NYSE								
EAI \$152 Current yield 2.96%	May 21, 12	22 000	63 100	1,388 20	81 410	1,791 02	402 82	LI
	Jul 30, 12	38 000	65 096	2,473 67	81 410	3,093 58	619 91	LT
	Nov 15, 12	3 000	66 176	198 53	81 410	244 23	45 70	LT
Security total		63 000	64 451	4,060 40		5,128 83	1,068 43	
QUALCOMM INC								
Symbol QCOM Exchange OTC								
EAI \$106 Current yield 1.88%	May 7, 13	68 000	63 990	4,351 32	74 250	5,049 00	697 68	ST
	Jun 7, 13	8 000	61 998	495 99	74 250	594 00	98 01	ST
Security total		76 000	63 780	4,847 31		5,643 00	795 69	
REALTY INCOME CORP MD SBI								
Symbol O Exchange NYSE								
EAI \$94 Current yield 5.86%	Jul 30, 12	40 000	41 187	1,647 51	37 330	1,493 20	-154 31	LI
	Nov 15, 12	3 000	37 593	121 17 ²	37 330	111 99	-9 18	LI
Security total		43 000	41 132	1,768 68		1,605 19	-163 49	

continued next page



Your assets ▸ **Equities** ▸ **Common stock** (continued)

Holding	Trade date	Number of shares	Purchase price/ Average price per share (\$)	Cost basis (\$)	Price per share on Dec 31 (\$)	Value on Dec 31 (\$)	Unrealized gain or loss (\$)	Holding period
SPECTRA ENERGY CORP								
Symbol SE Exchange NYSE								
EAI \$204 Current yield 3.43%	Sep 18, 13	107 000	34.047	3,643.06	35.620	3,811.34	168.28	ST
	Dec 10, 13	60 000	33.758	2,025.49	35.620	2,137.20	111.71	ST
Security total		167 000	33.943	5,668.55		5,948.54	279.99	
TUPPERWARE BRANDS CORP								
Symbol TUP Exchange NYSE								
EAI \$62 Current yield 2.62%	Feb 22, 13	25 000	77.757	1,943.94	94.530	2,363.25	419.31	ST
US BANCORP DEL (NEW)								
Symbol USB Exchange NYSE								
EAI \$145 Current yield 2.27%	Feb 22, 13	104 000	33.731	3,508.09	40.400	4,201.60	693.51	ST
	Aug 22, 13	52 000	37.395	1,944.58	40.400	2,100.80	156.22	ST
	Aug 27, 13	2 000	36.215	72.43	40.400	80.80	8.37	ST
Security total		158 000	34.969	5,525.10		6,383.20	858.10	
VENTAS INC								
Symbol VTR Exchange NYSE								
EAI \$81 Current yield 5.05%	May 16, 13	28 000	81.224	2,274.28	57.280	1,603.84	-670.44	ST
WILLIAMS COS INC (DEL)								
Symbol WMB Exchange NYSE								
EAI \$249 Current yield 3.94%	Jul 30, 12	149 000	31.746	4,730.28	38.570	5,746.93	1,016.65	LT
	Nov 15, 12	15 000	30.800	462.41 ²	38.570	578.55	116.14	LT
Security total		164 000	31.663	5,192.69		6,325.48	1,132.79	
WISC ENERGY CORP								
Symbol WEC Exchange NYSE								
EAI \$161 Current yield 3.71%	Nov 19, 13	105 000	42.472	4,459.56	41.340	4,340.70	-118.86	ST
Total				\$185,691.62		\$217,608.07	\$31,916.45	

Total estimated annual income: \$7,128

² Value has been adjusted to include the amount of the disallowed loss as a result of a Wash Sale transaction



Strategic Wealth Portfolio
December 2013

Account name: FFRBER FAMILY FOUNDATION
Friendly account name: Balanced
Account number: 3R 07170 JF

Your Financial Advisor:
JUDY A. FREDRICKSON
612-303-5990/877-303-5990

Your assets ▶ Equities (continued)

Closed end funds & Exchange traded products

Total reinvested is the total of all reinvested dividends. It does not include any cash dividends. It is not a tax lot for the purposes of determining holding periods or cost basis. The shares you receive each time you reinvest dividends become a separate tax lot.

Cost basis is the total purchase cost of the security, including reinvested dividends. The cost basis may need to be adjusted for return of capital payments in order to determine the adjusted cost basis for tax reporting purposes.

Unrealized (tax) gain or loss is the difference between the current value and the cost basis and would generally be your taxable gain or loss if the security was sold on this date. The unrealized (tax) gain or loss may need to be adjusted for return of capital payments in order to determine the realized gain or loss for tax reporting purposes.

Investment return is the current value minus the amount you invested. It does not include shares that are not reflected on your statement, including shares that have been realized as either a gain or a loss. It also does not include cash dividends that were not reinvested.

Holding	Number of shares	Purchase price/ Average price per share (\$)	Client investment (\$)	Cost basis (\$)	Price per share on Dec 31 (\$)	Value on Dec 31 (\$)	Unrealized (tax) gain or loss (\$)	Investment return (\$)	Holding period
ALPS FUND ALERIAN MLP									
Symbol: AMLP									
Trade date: Jul 30, 12	6,546,000	15.973	104,561.22	104,561.22	17.790	116,453.34	11,892.12		LT
Trade date: Jul 31, 12	12,526,000	16.003	200,461.09	200,461.09	17.790	222,837.54	22,376.45		LT
Trade date: Aug 9, 12	4,257,000	15.964	67,962.18	67,962.18	17.790	75,732.03	7,769.85		LT
Trade date: Aug 15, 12	363,000	16.054	5,827.89	5,827.89	17.790	6,457.77	629.88		LT
Trade date: Nov 15, 12	1,643,000	15.560	25,721.27	25,721.27 ²	17.790	29,228.97	3,507.70		LT
Trade date: Feb 15, 13	333,000	17.146	5,709.78	5,709.78	17.790	5,924.07	214.29		ST
Trade date: May 15, 13	315,000	17.825	5,614.88	5,614.88	17.790	5,603.85	-11.03		ST
Trade date: Aug 16, 13	352,000	17.386	6,120.05	6,120.05	17.790	6,262.08	142.03		ST
Trade date: Nov 19, 13	385,000	17.509	6,741.00	6,741.00	17.790	6,849.15	108.15		ST
FAI: \$28,537 Current yield: 6.00%									
Security total	26,720,000	16.045	428,719.36	428,719.36		475,348.80	46,629.44	46,629.44	

² Value has been adjusted to include the amount of the disallowed loss as a result of a Wash Sale transaction.



Your assets (continued)

Fixed income

Mutual funds

Total reinvested is the total of all reinvested dividends. It does not include any cash dividends. It is not a tax lot for the purposes of determining holding periods or cost basis. The shares you receive each time you reinvest dividends become a separate tax lot.

Cost basis is the total purchase cost of the security, including reinvested dividends. The cost basis may need to be adjusted for return of capital payments in order to determine the adjusted cost basis for tax reporting purposes.

Unrealized (tax) gain or loss is the difference between the current value and the cost basis and would generally be your taxable gain or loss if the security was sold on this date. The *unrealized (tax) gain or loss* may need to be adjusted for return of capital payments in order to determine the realized gain or loss for tax reporting purposes.

Investment return is the current value minus the amount you invested. It does not include shares that are not reflected on your statement, including shares that have been realized as either a gain or a loss. It also does not include cash dividends that were not reinvested.

Holding	Number of shares	Purchase price/ Average price per share (\$)	Client investment (\$)	Cost basis (\$)	Price per share on Dec 31 (\$)	Value on Dec 31 (\$)	Unrealized (tax) gain or loss (\$)	Investment return (\$)	Holding period
BLACKROCK FLOATING RATE INCOME CLASS A									
Symbol: BFRAX									
Trade date: Aug 28, 13	17,167.298	10.419	178,883.24	178,883.24	10.510	180,428.30	1,545.06		ST
Trade date: Sep 27, 13	195.638	10.429	2,040.50	2,040.50	10.510	2,056.16	15.66		ST
Total reinvested	160.628	10.464		1,680.97	10.510	1,688.20	7.23		
EAI: \$7,079 Current yield: 3.84%									
Security total	17,523.564	10.421	180,923.74	182,604.71		184,172.65	1,567.95	3,248.92	
BLACKROCK HIGH YIELD BOND A									
Symbol: BHYAX									
Trade date: Aug 28, 13	21,994.612	8.050	177,056.63	177,056.63	8.210	180,575.76	3,519.13		ST
Total reinvested	608.438	8.220		5,001.61	8.210	4,995.28	-6.33		
EAI: \$10,714 Current yield: 5.77%									
Security total	22,603.050	8.055	177,056.63	182,058.24		185,571.04	3,512.80	8,514.41	
JP MORGAN CORE BOND FUND CLASS A									
Symbol: PGBOX									
Trade date: Jul 30, 12	6,468.818	12.129	78,466.76	78,466.76	11.480	74,262.03	-4,204.73		LT
Trade date: Jul 31, 12	18,916.368	12.110	229,077.22	229,077.22	11.480	217,159.90	-11,917.32		LT
Trade date: Aug 9, 12	5,929.374	12.059	71,508.25	71,508.25	11.480	68,069.21	-3,439.04		LT
Trade date: Nov 15, 12	649.137	12.160	7,893.51	7,893.51	11.480	7,452.09	-441.42		LT
Trade date: Feb 20, 13	2,112.182	11.989	25,325.06	25,325.06	11.480	24,247.85	-1,077.21		ST

continued next page



Strategic Wealth Portfolio
December 2013

Account name: FERBER FAMILY FOUNDATION
Friendly account name: Balanced
Account number: 3R 07170 JF

Your Financial Advisor
JUDY A. FREDRICKSON
612-303-5990/877-303-5990

Your assets » Fixed income » Mutual funds (continued)

Holding	Number of shares	Purchase price/ Average price per share (\$)	Client investment (\$)	Cost basis (\$)	Price per share on Dec 31 (\$)	Value on Dec 31 (\$)	Unrealized tax gain or loss (\$)	Investment return (\$)	Holding period
Trade date Aug 28, 13	249,204	11.579	3,002.91	3,002.91 ²	11.480	2,860.86	-142.05		LT
Total reinvested	1,677,385	11.935		20,021.09 ²	11.480	19,256.38	-764.71		
FAI \$10,693 Current yield 2.59%									
Security total	36,002,468	12.091	415,273.71	435,294.80		413,308.33	-21,986.48	-1,965.39	
THIRD AVENUE FOCUSED CREDIT INVESTOR CLASS									
Symbol TTCVX									
Trade date Jul 30, 12	2,746,150	9.930	27,269.27	27,269.27	11.220	30,811.80	3,542.53		LT
Trade date Jul 31, 12	4,433,341	9.940	44,067.41	44,067.41	11.220	49,742.08	5,674.67		LT
Trade date Aug 9, 12	1,229,356	10.039	12,342.73	12,342.73	11.220	13,793.37	1,450.64		LT
Trade date Feb 20, 13	145,640	10.870	1,583.11	1,583.11	11.220	1,634.08	50.97		ST
Total reinvested	1,070,519	10.743		11,500.97	11.220	12,011.22	510.25		
LAI \$7,979 Current yield 7.39%									
Security total	9,625,006	10.053	85,262.52	96,763.49		107,992.56	11,229.06	22,730.03	
Total			\$858,516.60	\$896,721.24		\$891,044.58	-\$5,676.67	\$32,527.98	

Total estimated annual income: \$36,465

² Value has been adjusted to include the amount of the disallowed loss as a result of a Wash Sale transaction

Your total assets

		Value on Dec 31 (\$)	Percentage of your account	Cost basis (\$)	Estimated annual income (\$)	Unrealized gain or loss (\$)
Cash	Cash and money balances	15,408.76	0.96%	15,408.76		
Equities	Common stock	217,608.07		185,691.62	7,128.00	31,916.45
	Closed end funds & Exchange traded products	475,348.80		428,719.36	28,537.00	46,629.44
	Total equities	692,956.87	43.33%	614,410.98	35,665.00	78,545.89
Fixed income	Mutual funds	891,044.58	55.71%	896,721.24	36,465.00	-5,676.67
Total		\$1,599,410.21	100.00%	\$1,526,540.98	\$72,130.00	\$72,869.22