



See a Social Security Number? Say Something!
Report Privacy Problems to <https://public.resource.org/privacy>
Or call the IRS Identity Theft Hotline at 1-800-908-4490



Department of the Treasury
Internal Revenue Service

or Section 4947(a)(1) Trust Treated as Private Foundation

Do not enter Social Security numbers on this form as it may be made public.

Information about Form 990-PF and its separate instructions is at www.irs.gov/form990pf

Open to Public Inspection

For calendar year 2013 or tax year beginning , 2013, and ending , 20

Name of foundation
NELSON B DELAVAN FOUND. PART A R53329000

Number and street (or P O box number if mail is not delivered to street address) Room/suite
10 S DEARBORN IL1-0117

City or town, state or province, country, and ZIP or foreign postal code
CHICAGO, IL 60603

A Employer identification number
16-6260274

B Telephone number (see instructions)
866-888-5157

C If exemption application is pending, check here

D 1 Foreign organizations, check here
2 Foreign organizations meeting the 85% test, check here and attach computation

E If private foundation status was terminated under section 507(b)(1)(A), check here

F If the foundation is in a 60-month termination under section 507(b)(1)(B), check here

G Check all that apply

<input type="checkbox"/> Initial return	<input type="checkbox"/> Initial return of a former public charity
<input type="checkbox"/> Final return	<input type="checkbox"/> Amended return
<input type="checkbox"/> Address change	<input type="checkbox"/> Name change

H Check type of organization: Section 501(c)(3) exempt private foundation
 Section 4947(a)(1) nonexempt charitable trust Other taxable private foundation

I Fair market value of all assets at end of year (from Part II, col. (c), line 16) **\$ 6,058,395.**


J Accounting method: Cash Accrual
 Other (specify) _____
(Part I, column (d) must be on cash basis.)

Part I Analysis of Revenue and Expenses (The total of amounts in columns (b), (c), and (d) may not necessarily equal the amounts in column (a) (see instructions).)	(a) Revenue and expenses per books	(b) Net investment income	(c) Adjusted net income	(d) Disbursements for charitable purposes (cash basis only)
1 Contributions, gifts, grants, etc., received (attach schedule)				
2 Check <input checked="" type="checkbox"/> if the foundation is not required to attach Sch B				
3 Interest on savings and temporary cash investments				
4 Dividends and interest from securities	99,791.	95,554.		
5a Gross rents				
b Net rental income or (loss)				
6a Net gain or (loss) from sale of assets not on line 10	492,588.			
b Gross sales price for all assets on line 6a	4,473,101.			
7 Capital gain net income (from Part IV, line 2)		492,588.		
8 Net short-term capital gain				
9 Income modifications				
10 a Gross sales less returns and allowances				
b Less Cost of goods sold				
c Gross profit or (loss) (attach schedule)				
11 Other income (attach schedule)	-4,518.			STMT 1
12 Total. Add lines 1 through 11	587,861.	588,142.		
13 Compensation of officers, directors, trustees, etc.	37,791.	28,343.		9,448.
14 Other employee salaries and wages		NONE	NONE	
15 Pension plans, employee benefits		NONE	NONE	
16a Legal fees (attach schedule)	5,648.	NONE	NONE	5,648.
b Accounting fees (attach schedule) STMT 2	1,500.	750.	NONE	750.
c Other professional fees (attach schedule)				
17 Interest				
18 Taxes (attach schedule) (see instructions)	8,770.	2,370.		
19 Depreciation (attach schedule) and depletion				
20 Occupancy				
21 Travel, conferences, and meetings		NONE	NONE	
22 Printing and publications		NONE	NONE	
23 Other expenses (attach schedule) STMT 3	400.			400.
24 Total operating and administrative expenses. Add lines 13 through 23	54,109.	31,463.	NONE	16,246.
25 Contributions, gifts, grants paid	290,460.			290,460.
26 Total expenses and disbursements. Add lines 24 and 25	344,569.	31,463.	NONE	306,706.
27 Subtract line 26 from line 12:				
a Excess of revenue over expenses and disbursements	243,292.			
b Net investment income (if negative, enter -0-)		556,679.		
c Adjusted net income (if negative, enter -0-)				

NOV 1 4 2014

REVENUE

OPERATING AND ADMINISTRATIVE EXPENSES



Part II Balance Sheets		Attached schedules and amounts in the description column should be for end-of-year amounts only (See instructions)			
		Beginning of year	End of year		
		(a) Book Value	(b) Book Value	(c) Fair Market Value	
Assets	1	Cash - non-interest-bearing	32,311.	40,464.	40,464.
	2	Savings and temporary cash investments	289,166.	218,553.	218,553.
	3	Accounts receivable ▶ Less: allowance for doubtful accounts ▶			
	4	Pledges receivable ▶ Less: allowance for doubtful accounts ▶			
	5	Grants receivable			
	6	Receivables due from officers, directors, trustees, and other disqualified persons (attach schedule) (see instructions)			
	7	Other notes and loans receivable (attach schedule) ▶ Less: allowance for doubtful accounts ▶			NONE
	8	Inventories for sale or use			
	9	Prepaid expenses and deferred charges			
	10 a	Investments - U S and state government obligations (attach schedule),			
	b	Investments - corporate stock (attach schedule)	2,840,117.	3,824,575.	4,515,754.
	c	Investments - corporate bonds (attach schedule)	927,580.	473,467.	479,388.
	11	Investments - land, buildings, and equipment basis Less: accumulated depreciation (attach schedule) ▶			
	12	Investments - mortgage loans			
	13	Investments - other (attach schedule)	1,014,000.	793,850.	804,236.
	14	Land, buildings, and equipment basis Less: accumulated depreciation (attach schedule) ▶			
15	Other assets (describe ▶)				
16	Total assets (to be completed by all filers - see the instructions Also, see page 1, item I)	5,103,174.	5,350,909.	6,058,395.	
Liabilities	17	Accounts payable and accrued expenses			
	18	Grants payable			
	19	Deferred revenue			
	20	Loans from officers, directors, trustees, and other disqualified persons			
	21	Mortgages and other notes payable (attach schedule)			
	22	Other liabilities (describe ▶)			
	23	Total liabilities (add lines 17 through 22)			NONE
Net Assets or Fund Balances	Foundations that follow SFAS 117, check here ▶ <input type="checkbox"/> and complete lines 24 through 26 and lines 30 and 31.				
	24	Unrestricted			
	25	Temporarily restricted			
	26	Permanently restricted			
	Foundations that do not follow SFAS 117, . . . ▶ <input checked="" type="checkbox"/> check here and complete lines 27 through 31.				
	27	Capital stock, trust principal, or current funds	5,103,174.	5,350,909.	
	28	Paid-in or capital surplus, or land, bldg, and equipment fund			
	29	Retained earnings, accumulated income, endowment, or other funds			
30	Total net assets or fund balances (see instructions)	5,103,174.	5,350,909.		
31	Total liabilities and net assets/fund balances (see instructions)	5,103,174.	5,350,909.		

Part III Analysis of Changes in Net Assets or Fund Balances		
1	Total net assets or fund balances at beginning of year - Part II, column (a), line 30 (must agree with end-of-year figure reported on prior year's return)	1 5,103,174.
2	Enter amount from Part I, line 27a	2 243,292.
3	Other increases not included in line 2 (itemize) ▶ REVALUATION DIFFERENCE	3 4,443.
4	Add lines 1, 2, and 3	4 5,350,909.
5	Decreases not included in line 2 (itemize) ▶	5
6	Total net assets or fund balances at end of year (line 4 minus line 5) - Part II, column (b), line 30	6 5,350,909.

Part IV Capital Gains and Losses for Tax on Investment Income

(a) List and describe the kind(s) of property sold (e.g., real estate, 2-story brick warehouse; or common stock, 200 shs MLC Co)				(b) How acquired P - Purchase D - Donation	(c) Date acquired (mo., day, yr)	(d) Date sold (mo., day, yr)
1a PUBLICLY TRADED SECURITIES						
b						
c						
d						
e						
(e) Gross sales price	(f) Depreciation allowed (or allowable)	(g) Cost or other basis plus expense of sale	(h) Gain or (loss) (e) plus (f) minus (g)			
a 4,473,101.		3,980,513.	492,588.			
b						
c						
d						
e						
Complete only for assets showing gain in column (h) and owned by the foundation on 12/31/69						
(i) FMV as of 12/31/69	(j) Adjusted basis as of 12/31/69	(k) Excess of col (i) over col (j), if any	(l) Gains (Col (h) gain minus col (k), but not less than -0-) or Losses (from col (h))			
a			492,588.			
b						
c						
d						
e						
2 Capital gain net income or (net capital loss) { If gain, also enter in Part I, line 7 If (loss), enter -0- in Part I, line 7 }				2	492,588.	
3 Net short-term capital gain or (loss) as defined in sections 1222(5) and (6): If gain, also enter in Part I, line 8, column (c) (see instructions). If (loss), enter -0- in Part I, line 8				3		

Part V Qualification Under Section 4940(e) for Reduced Tax on Net Investment Income

(For optional use by domestic private foundations subject to the section 4940(a) tax on net investment income)

If section 4940(d)(2) applies, leave this part blank.

Was the foundation liable for the section 4942 tax on the distributable amount of any year in the base period? Yes No
If "Yes," the foundation does not qualify under section 4940(e). Do not complete this part.

1 Enter the appropriate amount in each column for each year; see the instructions before making any entries.

(a) Base period years Calendar year (or tax year beginning in)	(b) Adjusted qualifying distributions	(c) Net value of noncharitable-use assets	(d) Distribution ratio (col (b) divided by col (c))
2012	260,345.	5,379,935.	0.048392
2011	286,883.	5,523,071.	0.051943
2010	273,566.	5,356,652.	0.051070
2009	236,097.	4,846,074.	0.048719
2008	243,988.	5,697,389.	0.042825
2 Total of line 1, column (d)			2 0.242949
3 Average distribution ratio for the 5-year base period - divide the total on line 2 by 5, or by the number of years the foundation has been in existence if less than 5 years			3 0.048590
4 Enter the net value of noncharitable-use assets for 2013 from Part X, line 5			4 5,680,528.
5 Multiply line 4 by line 3			5 276,017.
6 Enter 1% of net investment income (1% of Part I, line 27b)			6 5,567.
7 Add lines 5 and 6			7 281,584.
8 Enter qualifying distributions from Part XII, line 4 If line 8 is equal to or greater than line 7, check the box in Part VI, line 1b, and complete that part using a 1% tax rate. See the Part VI instructions.			8 306,706.

Part VI Excise Tax Based on Investment Income (Section 4940(a), 4940(b), 4940(e), or 4948 - see instructions)

Table with 11 rows for excise tax calculations. Includes sub-rows 6a-6d for credits. Total tax due is 423, refunded 423.

Part VII-A Statements Regarding Activities

Table with 10 rows for activity statements. Includes Yes/No columns. Marked 'Yes' for 1a, 1b, 1c, 2, 3, 4a, 4b, 5, 6, 7, 8b, 9, 10.

Part VII-A Statements Regarding Activities (continued)

11 At any time during the year, did the foundation, directly or indirectly, own a controlled entity within the meaning of section 512(b)(13)? If "Yes," attach schedule (see instructions) 11 X
12 Did the foundation make a distribution to a donor advised fund over which the foundation or a disqualified person had advisory privileges? If "Yes," attach statement (see instructions) 12 X
13 Did the foundation comply with the public inspection requirements for its annual returns and exemption application? 13 X
Website address n/a
14 The books are in care of JPMorgan Chase Bank, NA Telephone no. (866) 888-5157
Located at 10 S DEARBORN ST., FL 21, CHICAGO, IL ZIP+4 60603
15 Section 4947(a)(1) nonexempt charitable trusts filing Form 990-PF in lieu of Form 1041 - Check here and enter the amount of tax-exempt interest received or accrued during the year 15
16 At any time during calendar year 2013, did the foundation have an interest in or a signature or other authority over a bank, securities, or other financial account in a foreign country? 16 Yes No X
See the instructions for exceptions and filing requirements for Form TD F 90-22.1 If "Yes," enter the name of the foreign country

Part VII-B Statements Regarding Activities for Which Form 4720 May Be Required

File Form 4720 if any item is checked in the "Yes" column, unless an exception applies.

1a During the year did the foundation (either directly or indirectly):
(1) Engage in the sale or exchange, or leasing of property with a disqualified person? Yes No X
(2) Borrow money from, lend money to, or otherwise extend credit to (or accept it from) a disqualified person? Yes No X
(3) Furnish goods, services, or facilities to (or accept them from) a disqualified person? Yes No X
(4) Pay compensation to, or pay or reimburse the expenses of, a disqualified person? X Yes No
(5) Transfer any income or assets to a disqualified person (or make any of either available for the benefit or use of a disqualified person)? Yes No X
(6) Agree to pay money or property to a government official? (Exception. Check "No" if the foundation agreed to make a grant to or to employ the official for a period after termination of government service, if terminating within 90 days) Yes No X
b If any answer is "Yes" to 1a(1)-(6), did any of the acts fail to qualify under the exceptions described in Regulations section 53.4941(d)-3 or in a current notice regarding disaster assistance (see instructions)? 1b X
Organizations relying on a current notice regarding disaster assistance check here
c Did the foundation engage in a prior year in any of the acts described in 1a, other than excepted acts, that were not corrected before the first day of the tax year beginning in 2013? 1c X
2 Taxes on failure to distribute income (section 4942) (does not apply for years the foundation was a private operating foundation defined in section 4942(j)(3) or 4942(j)(5)):
a At the end of tax year 2013, did the foundation have any undistributed income (lines 6d and 6e, Part XIII) for tax year(s) beginning before 2013? Yes No X
If "Yes," list the years
b Are there any years listed in 2a for which the foundation is not applying the provisions of section 4942(a)(2) (relating to incorrect valuation of assets) to the year's undistributed income? (If applying section 4942(a)(2) to all years listed, answer "No" and attach statement - see instructions) 2b X
c If the provisions of section 4942(a)(2) are being applied to any of the years listed in 2a, list the years here
3a Did the foundation hold more than a 2% direct or indirect interest in any business enterprise at any time during the year? Yes No X
b If "Yes," did it have excess business holdings in 2013 as a result of (1) any purchase by the foundation or disqualified persons after May 26, 1969; (2) the lapse of the 5-year period (or longer period approved by the Commissioner under section 4943(c)(7)) to dispose of holdings acquired by gift or bequest, or (3) the lapse of the 10-, 15-, or 20-year first phase holding period? (Use Schedule C, Form 4720, to determine if the foundation had excess business holdings in 2013.) 3b
4a Did the foundation invest during the year any amount in a manner that would jeopardize its charitable purposes? 4a X
b Did the foundation make any investment in a prior year (but after December 31, 1969) that could jeopardize its charitable purpose that had not been removed from jeopardy before the first day of the tax year beginning in 2013? 4b X

Part VII-B Statements Regarding Activities for Which Form 4720 May Be Required (continued)

5a During the year did the foundation pay or incur any amount to:

(1) Carry on propaganda, or otherwise attempt to influence legislation (section 4945(e))? Yes No

(2) Influence the outcome of any specific public election (see section 4955); or to carry on, directly or indirectly, any voter registration drive? Yes No

(3) Provide a grant to an individual for travel, study, or other similar purposes? Yes No

(4) Provide a grant to an organization other than a charitable, etc., organization described in section 509(a)(1), (2), or (3), or section 4940(d)(2)? (see instructions) Yes No

(5) Provide for any purpose other than religious, charitable, scientific, literary, or educational purposes, or for the prevention of cruelty to children or animals? Yes No

b If any answer is "Yes" to 5a(1)-(5), did any of the transactions fail to qualify under the exceptions described in Regulations section 53.4945 or in a current notice regarding disaster assistance (see instructions)? Yes No
 Organizations relying on a current notice regarding disaster assistance check here

c If the answer is "Yes" to question 5a(4), does the foundation claim exemption from the tax because it maintained expenditure responsibility for the grant? Yes No
 If "Yes," attach the statement required by Regulations section 53.4945-5(d).

6a Did the foundation, during the year, receive any funds, directly or indirectly, to pay premiums on a personal benefit contract? Yes No

b Did the foundation, during the year, pay premiums, directly or indirectly, on a personal benefit contract? Yes No
 If "Yes" to 6b, file Form 8870

7a At any time during the tax year, was the foundation a party to a prohibited tax shelter transaction? Yes No

b If "Yes," did the foundation receive any proceeds or have any net income attributable to the transaction? Yes No

Part VIII Information About Officers, Directors, Trustees, Foundation Managers, Highly Paid Employees, and Contractors

1 List all officers, directors, trustees, foundation managers and their compensation (see instructions).

(a) Name and address	(b) Title, and average hours per week devoted to position	(c) Compensation (if not paid, enter -0-)	(d) Contributions to employee benefit plans and deferred compensation	(e) Expense account, other allowances
JP MORGAN CHASE BANK, NA 10 S DEARBORN ST, IL1-0117, CHICAGO, IL 60603	TRUSTEE 2	37,791.	-0-	-0-

2 Compensation of five highest-paid employees (other than those included on line 1 - see instructions). If none, enter "NONE."

(a) Name and address of each employee paid more than \$50,000	(b) Title, and average hours per week devoted to position	(c) Compensation	(d) Contributions to employee benefit plans and deferred compensation	(e) Expense account, other allowances
NONE		NONE	NONE	NONE

Total number of other employees paid over \$50,000 **NONE**

Part VIII Information About Officers, Directors, Trustees, Foundation Managers, Highly Paid Employees, and Contractors (continued)

3 Five highest-paid independent contractors for professional services (see instructions). If none, enter "NONE."

(a) Name and address of each person paid more than \$50,000	(b) Type of service	(c) Compensation
NONE		NONE

Total number of others receiving over \$50,000 for professional services ▶		NONE

Part IX-A Summary of Direct Charitable Activities

List the foundation's four largest direct charitable activities during the tax year. Include relevant statistical information such as the number of organizations and other beneficiaries served, conferences convened, research papers produced, etc.	Expenses
1 NONE	
2	
3	
4	

Part IX-B Summary of Program-Related Investments (see instructions)

Describe the two largest program-related investments made by the foundation during the tax year on lines 1 and 2	Amount	
1 NONE		
2		
All other program-related investments See instructions		
3 NONE		
Total. Add lines 1 through 3 ▶		

Part X Minimum Investment Return (All domestic foundations must complete this part. Foreign foundations, see instructions.)

1	Fair market value of assets not used (or held for use) directly in carrying out charitable, etc., purposes:		
a	Average monthly fair market value of securities	1a	5,549,414.
b	Average of monthly cash balances	1b	217,620.
c	Fair market value of all other assets (see instructions)	1c	NONE
d	Total (add lines 1a, b, and c)	1d	5,767,034.
e	Reduction claimed for blockage or other factors reported on lines 1a and 1c (attach detailed explanation)	1e	
2	Acquisition indebtedness applicable to line 1 assets	2	NONE
3	Subtract line 2 from line 1d	3	5,767,034.
4	Cash deemed held for charitable activities. Enter 1 1/2% of line 3 (for greater amount, see instructions)	4	86,506.
5	Net value of noncharitable-use assets. Subtract line 4 from line 3. Enter here and on Part V, line 4	5	5,680,528.
6	Minimum investment return. Enter 5% of line 5	6	284,026.

Part XI Distributable Amount (see instructions) (Section 4942(j)(3) and (j)(5) private operating foundations and certain foreign organizations check here and do not complete this part.)

1	Minimum investment return from Part X, line 6	1	284,026.
2a	Tax on investment income for 2013 from Part VI, line 5	2a	5,567.
b	Income tax for 2013. (This does not include the tax from Part VI.)	2b	
c	Add lines 2a and 2b	2c	5,567.
3	Distributable amount before adjustments. Subtract line 2c from line 1	3	278,459.
4	Recoveries of amounts treated as qualifying distributions	4	NONE
5	Add lines 3 and 4	5	278,459.
6	Deduction from distributable amount (see instructions)	6	NONE
7	Distributable amount as adjusted. Subtract line 6 from line 5. Enter here and on Part XIII, line 1.	7	278,459.

Part XII Qualifying Distributions (see instructions)

1	Amounts paid (including administrative expenses) to accomplish charitable, etc., purposes:		
a	Expenses, contributions, gifts, etc. - total from Part I, column (d), line 26	1a	306,706.
b	Program-related investments - total from Part IX-B	1b	
2	Amounts paid to acquire assets used (or held for use) directly in carrying out charitable, etc., purposes	2	NONE
3	Amounts set aside for specific charitable projects that satisfy the:		
a	Suitability test (prior IRS approval required)	3a	NONE
b	Cash distribution test (attach the required schedule)	3b	NONE
4	Qualifying distributions. Add lines 1a through 3b. Enter here and on Part V, line 8, and Part XIII, line 4	4	306,706.
5	Foundations that qualify under section 4940(e) for the reduced rate of tax on net investment income. Enter 1% of Part I, line 27b (see instructions)	5	5,567.
6	Adjusted qualifying distributions. Subtract line 5 from line 4	6	301,139.

Note. The amount on line 6 will be used in Part V, column (b), in subsequent years when calculating whether the foundation qualifies for the section 4940(e) reduction of tax in those years.

Part XIII Undistributed Income (see instructions)

	(a) Corpus	(b) Years prior to 2012	(c) 2012	(d) 2013
1 Distributable amount for 2013 from Part XI, line 7				278,459.
2 Undistributed income, if any, as of the end of 2013				
a Enter amount for 2012 only			NONE	
b Total for prior years 20 <u>11</u> , 20 <u> </u> , 20 <u> </u>		NONE		
3 Excess distributions carryover, if any, to 2013:				
a From 2008	NONE			
b From 2009	NONE			
c From 2010	9,470.			
d From 2011	21,301.			
e From 2012	NONE			
f Total of lines 3a through e	30,771.			
4 Qualifying distributions for 2013 from Part XII, line 4: ► \$ <u>306,706.</u>				
a Applied to 2012, but not more than line 2a			NONE	
b Applied to undistributed income of prior years (Election required - see instructions)		NONE		
c Treated as distributions out of corpus (Election required - see instructions)	NONE			
d Applied to 2013 distributable amount				278,459.
e Remaining amount distributed out of corpus	28,247.			
5 Excess distributions carryover applied to 2013 (If an amount appears in column (d), the same amount must be shown in column (a))	NONE			NONE
6 Enter the net total of each column as indicated below:				
a Corpus—Add lines 3f, 4c, and 4e—Subtract line 5	59,018.			
b Prior years' undistributed income. Subtract line 4b from line 2b		NONE		
c Enter the amount of prior years' undistributed income for which a notice of deficiency has been issued, or on which the section 4942(a) tax has been previously assessed		NONE		
d Subtract line 6c from line 6b Taxable amount - see instructions		NONE		
e Undistributed income for 2012 Subtract line 4a from line 2a. Taxable amount - see instructions			NONE	
f Undistributed income for 2013 Subtract lines 4d and 5 from line 1 This amount must be distributed in 2014				NONE
7 Amounts treated as distributions out of corpus to satisfy requirements imposed by section 170(b)(1)(F) or 4942(g)(3) (see instructions)	NONE			
8 Excess distributions carryover from 2008 not applied on line 5 or line 7 (see instructions)	NONE			
9 Excess distributions carryover to 2014. Subtract lines 7 and 8 from line 6a	59,018.			
10 Analysis of line 9				
a Excess from 2009	NONE			
b Excess from 2010	9,470.			
c Excess from 2011	21,301.			
d Excess from 2012	NONE			
e Excess from 2013	28,247.			

Part XIV Private Operating Foundations (see instructions and Part VII-A, question 9)

NOT APPLICABLE

1a If the foundation has received a ruling or determination letter that it is a private operating foundation, and the ruling is effective for 2013, enter the date of the ruling

b Check box to indicate whether the foundation is a private operating foundation described in section

4942(j)(3) or 4942(j)(5)

Table with 5 main columns: (a) 2013, (b) 2012, (c) 2011, (d) 2010, (e) Total. Rows include 2a (Adjusted net income), 2b (85% of line 2a), 2c (Qualifying distributions), 2d (Amounts included in line 2c), 2e (Qualifying distributions made directly), 3 (Alternative tests: Assets, Endowment, Support).

Part XV Supplementary Information (Complete this part only if the foundation had \$5,000 or more in assets at any time during the year - see instructions.)

1 Information Regarding Foundation Managers:

a List any managers of the foundation who have contributed more than 2% of the total contributions received by the foundation before the close of any tax year (but only if they have contributed more than \$5,000). (See section 507(d)(2).)

NONE

b List any managers of the foundation who own 10% or more of the stock of a corporation (or an equally large portion of the ownership of a partnership or other entity) of which the foundation has a 10% or greater interest.

NONE

2 Information Regarding Contribution, Grant, Gift, Loan, Scholarship, etc., Programs:

Check here [] if the foundation only makes contributions to preselected charitable organizations and does not accept unsolicited requests for funds. If the foundation makes gifts, grants, etc. (see instructions) to individuals or organizations under other conditions, complete items 2a, b, c, and d.

a The name, address, and telephone number or e-mail address of the person to whom applications should be addressed.

SEE STATEMENT 4

b The form in which applications should be submitted and information and materials they should include:

SEE ATTACHED STATEMENT FOR LINE 2

c Any submission deadlines:

SEE ATTACHED STATEMENT FOR LINE 2

d Any restrictions or limitations on awards, such as by geographical areas, charitable fields, kinds of institutions, or other factors:

SEE ATTACHED STATEMENT FOR LINE 2

Part XV Supplementary Information (continued)

3 Grants and Contributions Paid During the Year or Approved for Future Payment

Recipient Name and address (home or business)	If recipient is an individual, show any relationship to any foundation manager or substantial contributor	Foundation status of recipient	Purpose of grant or contribution	Amount
<p><i>a Paid during the year</i></p> <p>SEE STATEMENT 25</p>				290,460.
Total ▶ 3a				290,460.
<p><i>b Approved for future payment</i></p>				
Total ▶ 3b				

Part XVI-A Analysis of Income-Producing Activities

Enter gross amounts unless otherwise indicated.

Table with 5 main columns: (a) Business code, (b) Amount, (c) Exclusion code, (d) Amount, (e) Related or exempt function income. Rows include: 1 Program service revenue (a-f), 2 Membership dues and assessments, 3 Interest on savings and temporary cash investments, 4 Dividends and interest from securities (14, 99,791), 5 Net rental income or (loss) from real estate (a-b), 6 Net rental income or (loss) from personal property, 7 Other investment income, 8 Gain or (loss) from sales of assets other than inventory (18, 492,588), 9 Net income or (loss) from special events, 10 Gross profit or (loss) from sales of inventory, 11 Other revenue (a-e), 12 Subtotal (587,861), 13 Total (587,861).

(See worksheet in line 13 instructions to verify calculations)

Part XVI-B Relationship of Activities to the Accomplishment of Exempt Purposes

Table with 2 columns: Line No. and Explain below how each activity for which income is reported in column (e) of Part XVI-A contributed importantly to the accomplishment of the foundation's exempt purposes (other than by providing funds for such purposes). (See instructions.)

NOT APPLICABLE

Part XVII Information Regarding Transfers To and Transactions and Relationships With Noncharitable Exempt Organizations

- 1 Did the organization directly or indirectly engage in any of the following with any other organization described in section 501(c) of the Code... a Transfers from the reporting foundation to a noncharitable exempt organization of: (1) Cash (2) Other assets b Other transactions: (1) Sales of assets to a noncharitable exempt organization (2) Purchases of assets from a noncharitable exempt organization (3) Rental of facilities, equipment, or other assets (4) Reimbursement arrangements (5) Loans or loan guarantees (6) Performance of services or membership or fundraising solicitations c Sharing of facilities, equipment, mailing lists, other assets, or paid employees d If the answer to any of the above is "Yes," complete the following schedule.

Table with 4 columns: (a) Line no, (b) Amount involved, (c) Name of noncharitable exempt organization, (d) Description of transfers, transactions, and sharing arrangements.

2a Is the foundation directly or indirectly affiliated with, or related to, one or more tax-exempt organizations described in section 501(c) of the Code (other than section 501(c)(3)) or in section 527? Yes No

b If "Yes," complete the following schedule.

Table with 3 columns: (a) Name of organization, (b) Type of organization, (c) Description of relationship.

Sign Here Under penalties of perjury, I declare that I have examined this return, including accompanying schedules and statements, and to the best of my knowledge and belief, it is true, correct, and complete. Declaration of preparer (other than taxpayer) is based on all information of which preparer has any knowledge. Signature of officer or trustee: [Signature] Date: 11/09/2014 Title: [Blank] May the IRS discuss this return with the preparer shown below (see instructions)? Yes No

Paid Preparer Use Only Print/Type preparer's name: CAROLYN J. SECHEL Preparer's signature: [Signature] Date: 11/09/2014 Check self-employed if PTIN: P01256399 Firm's name: DELOITTE TAX LLP Firm's EIN: 86-1065772 Firm's address: 127 PUBLIC SQUARE CLEVELAND, OH 44114 Phone no: 216-589-1300

FORM 990PF, PART I - OTHER INCOME

=====

DESCRIPTION -----	REVENUE AND EXPENSES PER BOOKS -----
DEFERRED/ACC INC	-4,518.

TOTALS	-4,518.
	=====

FORM 990PF, PART I - ACCOUNTING FEES
 =====

DESCRIPTION	REVENUE AND EXPENSES PER BOOKS	NET INVESTMENT INCOME	ADJUSTED NET INCOME	CHARITABLE PURPOSES
TAX PREPARATION FEE (NON-ALLOC	1,500.	750.		750.
TOTALS	1,500.	750.	NONE	750.

FORM 990PF, PART I - OTHER EXPENSES
=====

REVENUE
AND
EXPENSES
PER BOOKS

CHARITABLE
PURPOSES

DESCRIPTION

OTHER ALLOCABLE EXPENSE - INCOME
OTHER EXPENSES

150.
250.

150.
250.

TOTALS

400.
=====

400.
=====

RECIPIENT NAME:

JPMORGAN CHASE BANK, NA

ADDRESS:

ONE CHASE SQUARE

ROCHESTER, NY 14643

RECIPIENT'S PHONE NUMBER: 585-797-1925

FORM, INFORMATION AND MATERIALS:

SEE ATTACHED

SUBMISSION DEADLINES:

GRANTS MADE THROUGHOUT THE YEAR. MOST ARE

REVIEWED FEB. 1 - MARCH 15 AND SEP. 15 - OCT 15.

RESTRICTIONS OR LIMITATIONS ON AWARDS:

SEE ATTACHED

RECIPIENT NAME:
Its a Wonderful Life
Seneca Falls
ADDRESS:
55 CAYUGA ST
Seneca Falls, NY 13148
RELATIONSHIP:
N/A
PURPOSE OF GRANT:
GENERAL
FOUNDATION STATUS OF RECIPIENT:
PC
AMOUNT OF GRANT PAID 2,500.

RECIPIENT NAME:
Romulus Historical Society
ADDRESS:
1435 PROSPECT ST, P.O. BOX 177
Willard, NY 14541
RELATIONSHIP:
N/A
PURPOSE OF GRANT:
GENERAL
FOUNDATION STATUS OF RECIPIENT:
PC
AMOUNT OF GRANT PAID 2,000.

RECIPIENT NAME:
Smith Center for the Arts
ADDRESS:
Geneva, NY 14456
RELATIONSHIP:
NONE
PURPOSE OF GRANT:
PROGRAM SUPPORT
FOUNDATION STATUS OF RECIPIENT:
PUBLIC

RECIPIENT NAME:
Trumansburg Conservatory of Fine
Arts
ADDRESS:
Trumansburg, NY 14886
RELATIONSHIP:
N/A
PURPOSE OF GRANT:
GENERAL
FOUNDATION STATUS OF RECIPIENT:
PC
AMOUNT OF GRANT PAID 3,000.

RECIPIENT NAME:
Literacy Volunteers of
Seneca County
ADDRESS:
Waterloo, NY 13165
RELATIONSHIP:
N/A
PURPOSE OF GRANT:
GENERAL
FOUNDATION STATUS OF RECIPIENT:
PC
AMOUNT OF GRANT PAID 2,000.

RECIPIENT NAME:
Seneca Falls Library
ADDRESS:
Seneca Falls, NY 14148
RELATIONSHIP:
N/A
PURPOSE OF GRANT:
GENERAL
FOUNDATION STATUS OF RECIPIENT:
PC
AMOUNT OF GRANT PAID 3,400.

RECIPIENT NAME:
American Red Cross in the
Finger Lakes
ADDRESS:
Seneca Falls, NY 13148
RELATIONSHIP:
N/A
PURPOSE OF GRANT:
GENERAL
FOUNDATION STATUS OF RECIPIENT:
PC
AMOUNT OF GRANT PAID 2,500.

RECIPIENT NAME:
Boys & Girls Club Geneva
ADDRESS:
Geneva, NY 14456
RELATIONSHIP:
N/A
PURPOSE OF GRANT:
GENERAL
FOUNDATION STATUS OF RECIPIENT:
PC
AMOUNT OF GRANT PAID 4,000.

RECIPIENT NAME:
Arts & Cultural Council for
Greater Rochester
ADDRESS:
Rochester, NY 14607
RELATIONSHIP:
N/A
PURPOSE OF GRANT:
GENERAL
FOUNDATION STATUS OF RECIPIENT:
PC
AMOUNT OF GRANT PAID 4,000.

RECIPIENT NAME:
NYSARC, INC
ADDRESS:
Canandaigua, NY 14424
RELATIONSHIP:
N/A
PURPOSE OF GRANT:
GENERAL
FOUNDATION STATUS OF RECIPIENT:
PC
AMOUNT OF GRANT PAID 5,000.

RECIPIENT NAME:
Ulysses Historical Society
ADDRESS:
Trumansburg, NY 14886
RELATIONSHIP:
N/A
PURPOSE OF GRANT:
GENERAL
FOUNDATION STATUS OF RECIPIENT:
PC
AMOUNT OF GRANT PAID 1,200.

RECIPIENT NAME:
Waterloo Library & Historical
Society
ADDRESS:
Waterloo, NY 13165
RELATIONSHIP:
N/A
PURPOSE OF GRANT:
GENERAL
FOUNDATION STATUS OF RECIPIENT:
PC
AMOUNT OF GRANT PAID 3,500.

RECIPIENT NAME:
Pittsford Sutherland High School
ADDRESS:
Pittsford, NY 14534
RELATIONSHIP:
N/A
PURPOSE OF GRANT:
GENERAL
FOUNDATION STATUS OF RECIPIENT:
PC
AMOUNT OF GRANT PAID 500.

RECIPIENT NAME:
MPT Foundation
ADDRESS:
11767 OWINGS MILLS BLVD,
Owings Mills, MD 21117
RELATIONSHIP:
N/A
PURPOSE OF GRANT:
GENERAL
FOUNDATION STATUS OF RECIPIENT:
PC
AMOUNT OF GRANT PAID 1,000.

RECIPIENT NAME:
Henry L Stimson Center
ADDRESS:
1111 19TH STREET NW
Washington, DC 20036
RELATIONSHIP:
N/A
PURPOSE OF GRANT:
GENERAL
FOUNDATION STATUS OF RECIPIENT:
PC
AMOUNT OF GRANT PAID 17,500.

RECIPIENT NAME:
Maret School
ADDRESS:
3000 CATHEDRAL AVE NW
Washington, DC 20008
RELATIONSHIP:
N/A
PURPOSE OF GRANT:
GENERAL
FOUNDATION STATUS OF RECIPIENT:
PC
AMOUNT OF GRANT PAID 25,000.

RECIPIENT NAME:
Washington Humane Society
ADDRESS:
7319 GEORGIA AVE NW
Washington, DC 20012
RELATIONSHIP:
N/A
PURPOSE OF GRANT:
GENERAL
FOUNDATION STATUS OF RECIPIENT:
PC
AMOUNT OF GRANT PAID 10,000.

RECIPIENT NAME:
American Diplomacy Publishers
ADDRESS:
Pitttsboro, NC 27312
RELATIONSHIP:
N/A
PURPOSE OF GRANT:
GENERAL
FOUNDATION STATUS OF RECIPIENT:
PC
AMOUNT OF GRANT PAID 3,250.

RECIPIENT NAME:
American Academy of Diplomacy
ADDRESS:
1200 18TH ST NW
Washington, DC 20036
RELATIONSHIP:
N/A
PURPOSE OF GRANT:
GENERAL
FOUNDATION STATUS OF RECIPIENT:
PC
AMOUNT OF GRANT PAID 45,000.

RECIPIENT NAME:
Senior Living Foundation
ADDRESS:
1716 N STREET NW
Washington, DC 20036
RELATIONSHIP:
N/A
PURPOSE OF GRANT:
GENERAL
FOUNDATION STATUS OF RECIPIENT:
PC
AMOUNT OF GRANT PAID 200.

RECIPIENT NAME:
City Wildlife Inc.
ADDRESS:
Washington, DC 20016
RELATIONSHIP:
N/A
PURPOSE OF GRANT:
GENERAL
FOUNDATION STATUS OF RECIPIENT:
PC
AMOUNT OF GRANT PAID 500.

RECIPIENT NAME:
Churches for Middle East Peace
ADDRESS:
110 MARYLAND AVE NE 311
Washington, DC 20002
RELATIONSHIP:
N/A
PURPOSE OF GRANT:
GENERAL
FOUNDATION STATUS OF RECIPIENT:
PC
AMOUNT OF GRANT PAID 1,000.

RECIPIENT NAME:
Population Services International
ADDRESS:
1120 19TH STREET, NW
Washington, DC 20036
RELATIONSHIP:
N/A
PURPOSE OF GRANT:
GENERAL
FOUNDATION STATUS OF RECIPIENT:
PC
AMOUNT OF GRANT PAID 10,000.

RECIPIENT NAME:
Association for Diplomatic
ADDRESS:
2814 N UNDERWOOD STREET ARLINGTON
Arlington, VA 22213
RELATIONSHIP:
N/A
PURPOSE OF GRANT:
GENERAL
FOUNDATION STATUS OF RECIPIENT:
PC
AMOUNT OF GRANT PAID 13,000.

RECIPIENT NAME:
Foundation for Middle East Peace
ADDRESS:
1761 N STREET NW
Washington, DC 20016
RELATIONSHIP:
N/A
PURPOSE OF GRANT:
GENERAL
FOUNDATION STATUS OF RECIPIENT:
PC
AMOUNT OF GRANT PAID 3,000.

RECIPIENT NAME:
WETA Public Radio
ADDRESS:
Arlington, VA 22206
RELATIONSHIP:
N/A
PURPOSE OF GRANT:
GENERAL
FOUNDATION STATUS OF RECIPIENT:
PC
AMOUNT OF GRANT PAID 1,000.

RECIPIENT NAME:
Bethesda - Chevy Chase Rescue
Squad
ADDRESS:
5020 BATTERY LN
Bethesda, MD 20814
RELATIONSHIP:
N/A
PURPOSE OF GRANT:
GENERAL
FOUNDATION STATUS OF RECIPIENT:
PC
AMOUNT OF GRANT PAID 200.

RECIPIENT NAME:
FINGER LAKES CULTURAL AND NATURAL M
ADDRESS:
3369 GUYANOGA RD, BRANCHPORT
, NY 14418
RELATIONSHIP:
N/A
PURPOSE OF GRANT:
GENERAL
FOUNDATION STATUS OF RECIPIENT:
PC
AMOUNT OF GRANT PAID 5,000.

RECIPIENT NAME:
SMITH CENTER FOR THE ARTS ARTSMART
ADDRESS:
82 SENECA STREET,
Geneva, NY 14456
RELATIONSHIP:
N/A
PURPOSE OF GRANT:
GENERAL
FOUNDATION STATUS OF RECIPIENT:
PC
AMOUNT OF GRANT PAID 5,000.

RECIPIENT NAME:
SENECA 2000, INC.
ADDRESS:
SENECA FALLS,
, NY 13148
RELATIONSHIP:
N/A
PURPOSE OF GRANT:
GENERAL
FOUNDATION STATUS OF RECIPIENT:
PC
AMOUNT OF GRANT PAID 4,000.

RECIPIENT NAME:
GENEVA READS, INC.
ADDRESS:
25 N MORRELL AVE
Geneva, NY 14456
RELATIONSHIP:
N/A
PURPOSE OF GRANT:
GENERAL
FOUNDATION STATUS OF RECIPIENT:
PC
AMOUNT OF GRANT PAID 4,000.

RECIPIENT NAME:
REYNOLDS BATTERY L FIRST NY LIGHT
ADDRESS:
21 LINDHURST DR., LOCKPORT
, NY 14094
RELATIONSHIP:
N/A
PURPOSE OF GRANT:
GENERAL
FOUNDATION STATUS OF RECIPIENT:
PC
AMOUNT OF GRANT PAID 3,000.

RECIPIENT NAME:
ROMULUS FOUNDATION FOR EDUCATIONAL
ADDRESS:
5705 RT 96, ROMULUS
, NY 14541-9551
RELATIONSHIP:
N/A
PURPOSE OF GRANT:
GENERAL
FOUNDATION STATUS OF RECIPIENT:
PC
AMOUNT OF GRANT PAID 2,750.

RECIPIENT NAME:
GENEVA HISTORICAL SOCIETY
ADDRESS:
543 S MAIN ST, GENEVA,
, NY 14456
RELATIONSHIP:
N/A
PURPOSE OF GRANT:
GENERAL
FOUNDATION STATUS OF RECIPIENT:
PC
AMOUNT OF GRANT PAID 1,000.

RECIPIENT NAME:
FOREST TRENDS ASSOCIATION
ADDRESS:
4TH FLOOR, 1203 19TH STREET
Washington, DC 20036
RELATIONSHIP:
N/A
PURPOSE OF GRANT:
GENERAL
FOUNDATION STATUS OF RECIPIENT:
PC
AMOUNT OF GRANT PAID 2,000.

RECIPIENT NAME:
The Committee for the Rep
ADDRESS:
1785 MASSACHUSETTS AVE NW
Washington, DC 20036
RELATIONSHIP:
N/A
PURPOSE OF GRANT:
GENERAL
FOUNDATION STATUS OF RECIPIENT:
PC
AMOUNT OF GRANT PAID 4,000.

RECIPIENT NAME:
FUND FOR AMERICAN DIPLOMACY
ADDRESS:
2101 E STREET NW
Washington, DC 20012
RELATIONSHIP:
N/A
PURPOSE OF GRANT:
GENERAL
FOUNDATION STATUS OF RECIPIENT:
PC
AMOUNT OF GRANT PAID 20,000.

RECIPIENT NAME:
THE WASHINGTON STAGE GUILD
ADDRESS:
4018 ARGYLE TERRACE, NW
, WA 20011-5301
RELATIONSHIP:
N/A
PURPOSE OF GRANT:
GENERAL
FOUNDATION STATUS OF RECIPIENT:
PC
AMOUNT OF GRANT PAID 2,000.

RECIPIENT NAME:
GARTH NEWEL MUSIC CENTER
ADDRESS:
403 GARTH NEWEL LANE
, VA 24445
RELATIONSHIP:
N/A
PURPOSE OF GRANT:
GENERAL
FOUNDATION STATUS OF RECIPIENT:
PC
AMOUNT OF GRANT PAID 1,000.

RECIPIENT NAME:
THEATRE DOWNTOWN, INC.
ADDRESS:
4018 ARGYLE TERRACE NW
Washington, DC 20011
RELATIONSHIP:
N/A
PURPOSE OF GRANT:
GENERAL
FOUNDATION STATUS OF RECIPIENT:
PC
AMOUNT OF GRANT PAID 3,000.

RECIPIENT NAME:
DACOR BACON HOUSE FOUN
ADDRESS:
1801 F STREET NW
Washington, DC 20006
RELATIONSHIP:
N/A
PURPOSE OF GRANT:
GENERAL
FOUNDATION STATUS OF RECIPIENT:
PC
AMOUNT OF GRANT PAID 1,000.

RECIPIENT NAME:
MONTGOMERY COUNTY PARKS
ADDRESS:
9500 BRUNETT AVE. SILVER
, MD 20901
RELATIONSHIP:
N/A
PURPOSE OF GRANT:
GENERAL
FOUNDATION STATUS OF RECIPIENT:
PC
AMOUNT OF GRANT PAID 1,000.

RECIPIENT NAME:
South Seneca Middle Scho
ADDRESS:
Ovid, NY 14521
RELATIONSHIP:
N/A
PURPOSE OF GRANT:
GENERAL
FOUNDATION STATUS OF RECIPIENT:
PC
AMOUNT OF GRANT PAID 7,000.

RECIPIENT NAME:
Edith B Ford Mem Library of Ovid NY
ADDRESS:
P.O. BOX 410
Ovid, NY 14521
RELATIONSHIP:
N/A
PURPOSE OF GRANT:
GENERAL
FOUNDATION STATUS OF RECIPIENT:
PC
AMOUNT OF GRANT PAID 5,000.

RECIPIENT NAME:
Lodi Whittier Free Library Assoc
ADDRESS:
E SENECA ST
Lodi, NY 14860
RELATIONSHIP:
N/A
PURPOSE OF GRANT:
GENERAL
FOUNDATION STATUS OF RECIPIENT:
PC
AMOUNT OF GRANT PAID 5,000.

RECIPIENT NAME:
Seneca Falls Historical Society
ADDRESS:
55 CAYUGA ST
Seneca Falls, NY 13148
RELATIONSHIP:
N/A
PURPOSE OF GRANT:
GENERAL
FOUNDATION STATUS OF RECIPIENT:
PC
AMOUNT OF GRANT PAID 2,500.

RECIPIENT NAME:
Interlaken Public Library
ADDRESS:
P.O. BOX 105
Interlaken, NY 14847
RELATIONSHIP:
N/A
PURPOSE OF GRANT:
GENERAL
FOUNDATION STATUS OF RECIPIENT:
PC
AMOUNT OF GRANT PAID 4,000.

RECIPIENT NAME:
Interlaken Historical Society
ADDRESS:
MAIN ST
Interlaken, NY 14847
RELATIONSHIP:
N/A
PURPOSE OF GRANT:
GENERAL
FOUNDATION STATUS OF RECIPIENT:
PC
AMOUNT OF GRANT PAID 4,250.

RECIPIENT NAME:
Schweinfurth Memorial Arts Center
ADDRESS:
205 GENESEE ST
Auburn, NY 13021
RELATIONSHIP:
N/A
PURPOSE OF GRANT:
GENERAL
FOUNDATION STATUS OF RECIPIENT:
PC
AMOUNT OF GRANT PAID 3,000.

RECIPIENT NAME:
Wayne County Council For
the Arts
ADDRESS:
108 W MILLER ST
Newark, NY 14513
RELATIONSHIP:
N/A
PURPOSE OF GRANT:
GENERAL
FOUNDATION STATUS OF RECIPIENT:
PC
AMOUNT OF GRANT PAID 1,400.

RECIPIENT NAME:
Lodi Historical Society
ADDRESS:
P.O. BOX 279
Lodi, NY 14860
RELATIONSHIP:
N/A
PURPOSE OF GRANT:
GENERAL
FOUNDATION STATUS OF RECIPIENT:
PC
AMOUNT OF GRANT PAID 5,000.

RECIPIENT NAME:
Seneca Falls Rotary Service Foundat
ADDRESS:
121 CAYUGA ST
Seneca Falls, NY 13148
RELATIONSHIP:
N/A
PURPOSE OF GRANT:
GENERAL
FOUNDATION STATUS OF RECIPIENT:
PC
AMOUNT OF GRANT PAID 3,500.

RECIPIENT NAME:
Trumansburg After School Program In
ADDRESS:
P.O. BOX 662
Trumansburg, NY 14886
RELATIONSHIP:
N/A
PURPOSE OF GRANT:
GENERAL
FOUNDATION STATUS OF RECIPIENT:
PC
AMOUNT OF GRANT PAID 2,250.

RECIPIENT NAME:
Backbone Ridge Historical
RELATIONSHIP:
N/A
PURPOSE OF GRANT:
GENERAL
FOUNDATION STATUS OF RECIPIENT:
PC
AMOUNT OF GRANT PAID 1,360.

RECIPIENT NAME:
Waterloo Middle School
ADDRESS:
Waterloo, NY 13810
RELATIONSHIP:
N/A
PURPOSE OF GRANT:
GENERAL
FOUNDATION STATUS OF RECIPIENT:
PC
AMOUNT OF GRANT PAID 1,000.

RECIPIENT NAME:
Phelps Arts Center
ADDRESS:
15 CHURCH ST
PHELPS, NY 14532
RELATIONSHIP:
N/A
PURPOSE OF GRANT:
GENERAL
FOUNDATION STATUS OF RECIPIENT:
PC
AMOUNT OF GRANT PAID 5,000.

RECIPIENT NAME:
Ulysses Philomathic Library
ADDRESS:
74 E MAIN ST
Trumansburg, NY 14886
RELATIONSHIP:
N/A
PURPOSE OF GRANT:
GENERAL
FOUNDATION STATUS OF RECIPIENT:
PC
AMOUNT OF GRANT PAID 2,200.

RECIPIENT NAME:
Romulus Education Foundation
ADDRESS:
5705 ROUTE 96
Romulus, NY 14541
RELATIONSHIP:
N/A
PURPOSE OF GRANT:
GENERAL
FOUNDATION STATUS OF RECIPIENT:
PC
AMOUNT OF GRANT PAID 6,000.

RECIPIENT NAME:
St Peters Community Arts Center
RELATIONSHIP:
N/A
PURPOSE OF GRANT:
GENERAL
FOUNDATION STATUS OF RECIPIENT:
PC
AMOUNT OF GRANT PAID 5,000.

RECIPIENT NAME:
St Peters Arts Center
ADDRESS:
P.O. BOX 266
Geneva, NY 14456
RELATIONSHIP:
NONE
PURPOSE OF GRANT:
PROGRAM SUPPORT
FOUNDATION STATUS OF RECIPIENT:
PUBLIC

=====

RECIPIENT NAME:

Between the Lakes Community Service
Players

ADDRESS:

P.O. BOX 582
Ovid, NY 14521

RELATIONSHIP:

N/A

PURPOSE OF GRANT:

GENERAL

FOUNDATION STATUS OF RECIPIENT:

PC

AMOUNT OF GRANT PAID 4,000.

TOTAL GRANTS PAID: 290,460.
=====



NELSON B DELAVAN FOUND. PART A ACCT. R53329000
For the Period 12/1/13 to 12/31/13

Account Summary

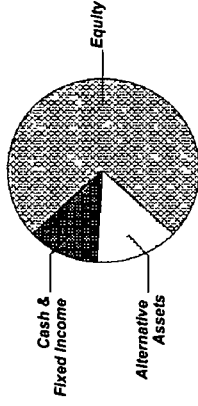
PRINCIPAL

Asset Allocation	Beginning Market Value	Ending Market Value	Change In Value	Estimated Annual Income	Current Allocation
Equity	2,845,145.33	2,852,535.25	7,389.92	35,100.62	74%
Alternative Assets	518,136.61	512,535.38	(5,601.23)	5,847.08	14%
Cash & Fixed Income	420,681.22	450,913.00	30,231.78	6,744.84	12%
Market Value	\$3,783,963.16	\$3,815,983.63	\$32,020.47	\$47,692.54	100%

INCOME

Cash Position	Beginning Market Value	Ending Market Value	Change In Value
Cash Balance	989.76	26,995.47	26,005.71
Accruals	1,071.13	942.06	(129.07)
Market Value	\$2,060.89	\$27,937.53	\$25,876.64

Asset Allocation





NELSON B DELAVAN FOUND. PART A ACCT R53329000
For the Period 12/1/13 to 12/31/13

Account Summary CONTINUED

Cost Summary	Cost
Equity	2,326,781 37
Cash & Fixed Income	448,443 29
Total	\$2,775,224.66

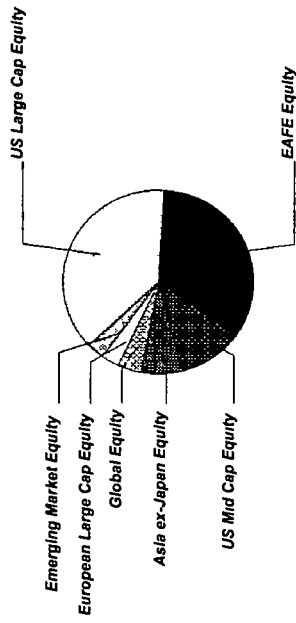


NELSON B DELAVAN FOUN. PART A ACCT R53329000
For the Period 12/1/13 to 12/31/13

Equity Summary

Asset Categories	Beginning Market Value	Ending Market Value	Change In Value	Current Allocation
US Large Cap Equity	1,109,719.23	1,132,118.19	22,398.96	29%
US Mid Cap Equity	301,814.32	296,544.57	(5,269.75)	8%
EAFE Equity	944,022.32	940,843.39	(3,178.93)	25%
European Large Cap Equity	79,416.37	80,661.70	1,245.33	2%
Asia ex-Japan Equity	216,255.32	208,047.93	(8,207.39)	5%
Emerging Market Equity	77,613.56	77,359.29	(254.27)	2%
Global Equity	116,304.21	116,960.18	655.97	3%
Total Value	\$2,845,145.33	\$2,852,535.25	\$7,389.92	74%

Asset Categories



Equity as a percentage of your portfolio - 74 %

Market Value/Cost	Current Period Value
Market Value	2,852,535.25
Tax Cost	2,326,781.37
Unrealized Gain/Loss	525,753.88
Estimated Annual Income	35,100.62
Accrued Dividends	596.76
Yield	1.23%



NELSON B DELAVAN FOUND. PART A ACCT. R53329000
For the Period 12/1/13 to 12/31/13

Note P indicates position adjusted for Pending Trade Activity

Equity Detail

	Price	Quantity	Value	Adjusted Tax Cost Original Cost	Unrealized Gain/Loss	Est. Annual Inc Accrued Div	Yield
US Large Cap Equity							
ACE LTD NEW H0023R-10-5 ACE	103.53	69,000	7,143.57	4,048.41	3,095.16	173.88	2.43%
ADOBE SYSTEMS INC 00724F-10-1 ADBE	59.88	62,000	3,712.50	2,213.76	1,498.74		
ALEXION PHARMACEUTICALS INC 015351-10-9 ALXN	132.88	30,000	3,986.52	3,154.27	832.25		
ALLERGAN INC 018490-10-2 AGN	111.08	28,000	3,110.24	2,419.29	690.95	5.60	0.18%
ALLIANCE DATA SYSTEMS CORP 018581-10-8 ADS	262.93	10,000	2,629.30	1,765.21	864.09		
AMAZON COM INC 023135-10-6 AMZN	398.79	10,000	3,987.90	827.16	3,160.74		
ANADARKO PETROLEUM CORP 032511-10-7 APC	79.32	49,000	3,886.68	3,611.11	275.57	35.28	0.91%
APACHE CORP 037411-10-5 APA	85.94	38,000	3,265.72	2,989.33	276.39	30.40	0.93%
APPLE INC. 037833-10-0 AAPL	561.02	28,000	15,708.56	4,661.06	11,047.50	341.60	2.17%
ARCHER DANIELS MIDLAND CO 039483-10-2 ADM	43.40	48,000	2,083.20	1,530.99	552.21	46.08	2.21%
AUTOZONE INC 053332-10-2 AZO	477.94	8,000	3,823.52	2,548.00	1,275.52		



NELSON B DELAVAN FOUND. PART A ACCT. R53329000
For the Period 12/1/13 to 12/31/13

	Price	Quantity	Value	Adjusted Tax Cost Original Cost	Unrealized Gain/Loss	Est Annual Inc Accrued Div.	Yield
US Large Cap Equity							
AVAGO TECHNOLOGIES LTD Y0486S-10-4 AVGO	52.88	165,000	8,725.04	5,654.97	3,070.07	165.00	1.89%
BANK OF AMERICA CORP 060505-10-4 BAC	15.57	667,000	10,385.19	10,722.63	(337.44)	26.68	0.26%
BARC REN SPX 09/04/14 2 XLEV- 7.85%CAP- 15.70% MAXPYMT INITIAL LEVEL-08/16/13 SPX 1655.83 06741T-D4-6	109.43	45,000,000	49,243.50	44,550.00	4,693.50		
BBH CORE SELECT FUND-N 05528X-60-4 BBTE X	21.40	5,004,202	107,089.92	80,317.44	26,772.48		
BIODEN IDEC INC 09062X-10-3 BIIB	279.57	21,000	5,871.01	1,287.64	4,583.37		
BRISTOL MYERS SQUIBB CO 110122-10-8 BMY	53.15	186,000	9,885.90	7,605.84	2,280.06	267.84 66.96	2.71%
CAPITAL ONE FINANCIAL CORP 14040H-10-5 COF	76.61	59,000	4,519.99	3,183.60	1,336.39	70.80	1.57%
CBS CORP CLASS B W/I 124857-20-2 CBS	63.74	63,000	4,015.62	3,322.49	693.13	30.24 7.56	0.75%
CELGENE CORPORATION 151020-10-4 CELG	168.97	35,000	5,913.88	1,663.55	4,250.33		
CERNER CORP 156782-10-4 CERN	55.74	51,000	2,842.74	2,238.58	604.16		
CHENIERE ENERGY INC 16411R-20-8 LNG	43.12	51,000	2,199.12	800.14	1,398.98		
CISCO SYSTEMS INC 17275R-10-2 CSCO	22.43	323,000	7,244.89	5,338.40	1,906.49	219.64	3.03%



NELSON B DELAVAN FOUN. PART A ACCT. R53329000
For the Period 12/1/13 to 12/31/13

	Price	Quantity	Value	Adjusted Tax Cost Original Cost	Unrealized Gain/Loss	Est Annual Inc. Accrued Div.	Yield
US Large Cap Equity							
CITIGROUP INC NEW 172967-42-4 C	52.11	182,000	9,484.02	6,772.80	2,711.22	7.28	0.08%
COCA-COLA CO 191216-10-0 KO	41.31	103,000	4,254.93	4,101.21	153.72	115.36	2.71%
COMCAST CORP CL A 20030N-10-1 CMCS A	51.97	194,000	10,081.21	4,655.93	5,425.28	151.32 37.83	1.50%
COSTCO WHOLESALE CORP 22160K-10-5 COST	119.02	21,000	2,499.42	2,552.76	(53.34)	26.04	1.04%
CSX CORP 126408-10-3 CSX	28.77	154,000	4,430.58	3,339.01	1,091.57	92.40	2.09%
CVS CAREMARK CORPORATION 126650-10-0 CVS	71.57	40,000	2,862.80	2,260.68	602.12	44.00	1.54%
DISH NETWORK CORP CL A 25470M-10-9 DISH	57.92	72,000	4,170.24	2,692.23	1,478.01		
DOW CHEMICAL CO 260543-10-3 DOW	44.40	112,000	4,972.80	3,427.64	1,545.16	143.36 35.84	2.88%
EATON CORP PLC G29183-10-3 ETN	76.12	36,000	2,740.32	2,681.30	59.02	60.48	2.21%
EBAY INC 278642-10-3 EBAY	54.87	112,000	6,144.88	6,100.39	44.49		
EMERSON ELECTRIC CO 291011-10-4 EMR	70.18	60,000	4,210.80	2,930.12	1,280.68	103.20	2.45%
EOG RESOURCES INC 26875P-10-1 EOG	167.84	10,000	1,678.40	714.00	964.40	7.50	0.45%

P



NELSON B DELAVAN FOUND. PART A ACCT. R53329000
For the Period 12/1/13 to 12/31/13

	Price	Quantity	Value	Adjusted Tax Cost Original Cost	Unrealized Gain/Loss	Est. Annual Inc. Accrued Div	Yield
US Large Cap Equity							
EXXON MOBIL CORP 30231G-10-2 XOM	101 20	88 000	8,905 60	5,627 23	3,278 37	221 76	2 49 %
FLUOR CORP 343412-10-2 FLR	80 29	112 000	8,992.48	6,317 68	2,674 80	71 68 17 92	0 80 %
FREEMONT-MCMORAN COPPER & GOLD INC CL B 35671D-85-7 FCX	37 74	166 000	6,264 84	5,576 27	688 57	207 50	3 31 %
GENERAL MILLS INC 370334-10-4 GIS	49.91	68 000	3,393 88	2,051.26	1,342.62	103 36	3 05 %
GENERAL MOTORS CO 37045V-10-0 GM	40 87	193 000	7,887 91	5,870 07	2,017 84		
GOOGLE INC CL A 38259P-50-8 GOOG	1,120 71	13 000	14,569 23	9,010 53	5,558 70		
HARTFORD FINANCIAL SERVICES GROUP INC 416515-10-4 HIG	36 23	90 000	3,260 70	2,716 58	544 12	54 00 13 50	1 66 %
HOME DEPOT INC 437076-10-2 HD	82 34	96 000	7,904 64	4,455.61	3,449 03	149 76	1 89 %
HONEYWELL INTERNATIONAL INC 438516-10-6 HON	91 37	123 000	11,238 51	6,905 06	4,333 45	221 40	1 97 %
HUMANA INC 444859-10-2 HUM	103 22	37 000	3,819 14	2,792 95	1,026 19	39 96 9 99	1 05 %
INTERCONTINENTALEXCHANGE GROUP, INC 45866F-10-4 ICE	224 92	23 000	5,173 16	3,721 83	1,451 33	59 80	1 16 %
INVECO LTD G491BT-10-8 IVZ	36 40	43 000	1,565 20	779 54	785 66	38 70	2 47 %



NELSON B DELAVAN FOUND. PART A ACCT. R53329000
For the Period 12/1/13 to 12/31/13

	Price	Quantity	Value	Adjusted Tax Cost Original Cost	Unrealized Gain/Loss	Est Annual Inc. Accrued Div	Yield
US Large Cap Equity							
JOHNSON & JOHNSON 478160-10-4 JUN	91 59	186 000	17,035 74	14,468 31	2,567 43	491 04	2 88 %
JOHNSON CONTROLS INC 478366-10-7 JCI	51 30	91,000	4,668 30	2,641 76	2,026.54	80 08 20 02	1 72 %
JPM LARGE CAP GROWTH FD - SEL FUND 3118 4812C0-53-0 SEEG X	31 78	5,148 906	163,632 23	113,937 14	49,695 09	1,256 33	0 77 %
KLA-TENCOR CORP 482480-10-0 KLAC	64 46	24 000	1,547 04	1,469 59	77.45	43 20	2 79 %
LAM RESEARCH CORP 512807-10-8 LRCX	54 45	69 000	3,757 05	2,909 66	847.39		
LOWES COMPANIES INC 548661-10-7 LOW	49 55	155 000	7,680.25	3,232 28	4,447 97	111 60	1 45 %
MARATHON OIL CORP 565849-10-6 MRO	35 30	92 000	3,247 60	3,326 38	(78 78)	69.92	2 15 %
MARATHON PETROLEUM CORPORATION 56585A-10-2 MPC	91 73	18 000	1,651 14	1,567 63	83 51	30 24	1 83 %
MARSH & MCLENNAN COMPANIES INC 571748-10-2 MMC	48 36	61 000	2,949 96	2,674 41	275 55	61 00	2 07 %
MASCO CORP 574599-10-6 MAS	22 77	230 000	5,237 10	3,492 84	1,744 26	69 00	1 32 %
MASTERCARD INC - CLASS A 57636Q-10-4 MA	835 46	10 000	8,354 60	3,358 93	4,995 67	44 00	0 53 %
MCKESSON CORP 58155Q-10-3 MCK	161 40	23 000	3,712 20	3,716 97	(4 77)	22 08 5 52	0 59 %
MERCK AND CO INC 58933Y-10-5 MRK	50 05	72 000	3,603 60	2,172.42	1,431 18	126 72 31 68	3 52 %



NELSON B DELAVAN FOUN. PART A ACCT. R53329000
For the Period 12/1/13 to 12/31/13

	Price	Quantity	Value	Adjusted Tax Cost Original Cost	Unrealized Gain/Loss	Est Annual Inc. Accrued Div.	Yield
US Large Cap Equity							
METLIFE INC 59156R-10-8 MET	53.92	167,000	9,004.64	5,716.46	3,288.18	183.70	2.04%
METTLER TOLEDO INTERNATIONAL INC 592688-10-5 MTD	242.59	11,000	2,668.49	2,306.24	362.25		
MICROSOFT CORP 594918-10-4 MSFT	37.41	387,000	14,477.67	10,253.94	4,223.73	433.44	2.99%
MONDELEZ INTERNATIONAL-WI 609207-10-5 MDLZ	35.30	116,000	4,094.80	2,598.15	1,496.65	64.96 16.24	1.59%
MONSANTO CO 61166W-10-1 MON	116.55	45,000	5,244.75	4,857.71	387.04	77.40	1.48%
MORGAN STANLEY 617446-44-8 MS	31.36	215,000	6,742.40	4,743.56	1,998.84	43.00	0.64%
NEUBERGER BER MUIC OPP-INS 64122Q-30-9 NMUL X	15.35	8,039,015	123,398.88	89,849.18	33,549.70	868.21	0.70%
NEXTERA ENERGY INC 65339F-10-1 NEE	85.62	53,000	4,537.86	4,183.08	354.78	139.92	3.08%
NISOURCE INC 65473P-10-5 NI	32.88	90,000	2,959.20	2,548.77	410.43	90.00	3.04%
OCCIDENTAL PETROLEUM CORP 674599-10-5 OXY	95.10	68,000	6,466.80	4,891.91	1,574.89	174.08 51.20	2.69%
ORACLE CORP 68389X-10-5 ORCL	38.26	200,000	7,652.00	4,717.28	2,934.72	96.00	1.25%
PACCAR INC 693718-10-8 PCAR	59.17	110,000	6,508.70	3,941.93	2,566.77	88.00 99.00	1.35%
PENTAIR LTD SHS H6169Q-10-8 PNR	77.67	37,000	2,873.79	1,495.71	1,378.08	37.00	1.29%



NELSON B DELAVAN FOUND. PART A ACCT R53329000
For the Period 12/1/13 to 12/31/13

	Price	Quantity	Value	Adjusted Tax Cost Original Cost	Unrealized Gain/Loss	Est Annual Inc. Accrued Div.	Yield
US Large Cap Equity							
PEPSICO INC 713448-10-8 PEP	82.94	55,000	4,561.70	4,050.03	511.67	124.85 31.21	2.74%
PERRIGO CO LTD G97822-10-3 PRGO	153.46	29,000	4,450.34	4,413.95	36.39		
PHILIP MORRIS INTERNATIONAL 718172-10-9 PM	87.13	53,000	4,617.89	4,392.09	225.80	199.28 49.82	4.32%
PHILLIPS 66 718546-10-4 PSX	77.13	85,000	6,556.05	4,590.53	1,965.52	132.60	2.02%
PRICELINE.COM INC 741503-40-3 PCLN	1,162.40	3,000	3,487.20	2,082.81	1,404.39		
PRIMECAP ODYSSEY STOCK FUND 74160Q-30-1 POSK X	21.16	3,898,289	82,487.80	71,572.59	10,915.21	943.38	1.14%
PROCTER & GAMBLE CO 742718-10-9 PG	81.41	80,000	6,512.80	258.22	6,254.58	192.48	2.96%
QEP RESOURCES INC 74733V-10-0 QEP	30.65	83,000	2,543.95	2,701.39	(157.44)	6.64	0.26%
QUALCOMM INC 747525-10-3 QCOM	74.25	108,000	8,019.00	5,759.93	2,259.07	151.20	1.89%
SCHLUMBERGER LTD 806857-10-8 SLB	90.11	136,000	12,254.96	11,373.95	881.01	170.00 30.63	1.39%
SPDR S&P 500 ETF TRUST 78462F-10-3 SPY	184.69	436,000	80,524.84	69,889.62	10,635.22	1,461.03	1.81%
STATE STREET CORP 857477-10-3 STT	73.39	58,000	4,256.62	3,437.39	819.23	60.32 15.08	1.42%
TIME WARNER INC NEW 887317-30-3 TWX	69.72	207,000	14,432.04	5,577.80	8,854.24	238.05	1.65%



NELSON B DELAVAN FOUND. PART A ACCT. R53329000
For the Period 12/1/13 to 12/31/13

	Price	Quantity	Value	Adjusted Tax Cost Original Cost	Unrealized Gain/Loss	Est Annual Inc. Accrued Div.	Yield
US Large Cap Equity							
TIME WARNER CABLE INC 88732J-20-7 TWC	135.50	21,000	2,845.50	2,383.47	462.03	54.60	1.92%
UNITEDHEALTH GROUP INC 91324P-10-2 UNH	75.30	113,000	8,508.90	5,760.45	2,748.45	126.56	1.49%
UNITED TECHNOLOGIES CORP 913017-10-9 UTX	113.80	125,000	14,225.00	8,474.20	5,750.80	295.00	2.07%
UNITED CONTINENTAL HOLDINGS INC. 910047-10-9 UAL	37.83	65,000	2,458.95	2,504.67	(45.72)		
VERIZON COMMUNICATIONS INC 92343V-10-4 VZ	49.14	78,000	3,832.92	2,173.39	1,659.53	165.36	4.31%
VERTEX PHARMACEUTICALS INC 92532F-10-0 VRTX	74.30	24,000	1,783.20	752.69	1,030.51		
WALT DISNEY CO 254687-10-6 DIS	76.40	66,000	5,042.40	4,389.91	652.49	56.76 56.76	1.13%
WELLS FARGO & CO 949746-10-1 WFC	45.40	290,000	13,166.00	8,394.47	4,771.53	348.00	2.64%
WILLIAMS COMPANIES INC 969457-10-0 WMB	38.57	108,000	4,165.56	3,115.77	1,049.79	164.16	3.94%
YUM BRANDS INC 988498-10-1 YUM	75.61	78,000	5,897.58	2,640.34	3,257.24	115.44	1.96%
Total US Large Cap Equity			\$1,132,118.19	\$826,268.45	\$305,849.74	\$13,038.53 \$596.76	1.15%



NELSON B DELAVAN FOUND. PART A ACCT. R53329000
For the Period 12/1/13 to 12/31/13

	Price	Quantity	Value	Adjusted Tax Cost Original Cost	Unrealized Gain/Loss	Est Annual Inc Accrued Div.	Yield
US Mid Cap Equity							
ASTON/FAIRPOINTE MID CAP-I 00078H-15-8 ABMI X	44.67	3,732,905	166,748.87	129,830.58	36,918.29	227.70	0.14%
ISHARES CORE S&P MID-CAP ETF 464287-50-7 IJH	133.81	970,000	129,795.70	95,576.41	34,219.29	1,676.16	1.29%
Total US Mid Cap Equity			\$296,544.57	\$225,406.99	\$71,137.58	\$1,903.86	0.64%
EAFE Equity							
BARC BREN MXEA 04/16/14 10%BUFFER-1.50 XLEV- 6.60%CAP 9.9%MAXRTRN INITIAL LEVEL-03/28/13 MXEA 1674.60 06741T-RT-6	108.59	35,000,000	38,006.50	34,650.00	3,356.50		
DODGE & COX INTL STOCK FUND 256206-10-3 DODF X	43.04	4,754,924	204,651.93	157,196.88	47,455.05	3,304.67	1.61%
HSBC BREN MXEA 3/19/14 1.5XLEV- 7.05%CAP- 10.575%MAXPYMT 10%BUFFER INITIAL LEVEL-3/1/13 MXEA.1654.34 40432X-CC-3	108.01	35,000,000	37,803.50	34,650.00	3,153.50		
ISHARES MSCI EAFE INDEX FUND 464287-46-5 EFA	67.10	2,822,000	189,342.09	168,546.57	20,795.52	4,805.86	2.54%
MFS INTL VALUE-I 55273E-82-2 MINI X	35.18	5,349,375	188,191.01	176,246.36	11,944.65	3,535.93	1.88%
OAKMARK INTERNATIONAL FD-I 413838-20-2 OAKI X	26.32	7,132,316	187,722.56	176,568.41	11,154.15	3,109.68	1.66%



NELSON B DELAVAN FOUND. PART A ACCT R53329000
For the Period 12/1/13 to 12/31/13

	Price	Quantity	Value	Adjusted Tax Cost Original Cost	Unrealized Gain/Loss	Est. Annual Inc. Accrued Div.	Yield
EAFE Equity							
T ROWE PRICE OVERSEAS STOCK 77956H-75-7 TROS X	10 15	9,372,000	95,125 80	93,251 40	1,874 40	1,780 68	1 87%
Total EAFE Equity			\$940,843.39	\$841,109.62	\$99,733.77	\$16,536.82	1.76%
European Large Cap Equity							
DB MARKET PLUS SX5E 03/19/14 80% CONTIN BARRIER- 7 6%CPN ,UNCAPPED INITIAL LEVEL-09/14/12 SX5E-2594 56 2515A1-LR-0	120 09	35,000 000	42,030 10	34,562 50	7,467 60		
VANGUARD FTSE EUROPE ETF 922042-87-4 VGK	58 80	657 000	38,631 60	36,888 97	1,742 63	1,070 25	2 77%
Total European Large Cap Equity			\$80,661.70	\$71,451.47	\$9,210.23	\$1,070.25	1.33%
Asia ex-Japan Equity							
GS REN MXASJ 04/02/14 2 XLEV- 8 74%CAP- 17 48%MAXPYMT INITIAL LEVEL-03/15/13 MXASJ 544 34 38141G-QR-8	104 12	35,000 000	36,443 05	34,650 00	1,793 05		
T ROWE PRICE NEW ASIA 77956H-50-0 PRAS X	16 01	10,718 606	171,604 88	153,022 93	18,581 95	1,607 79	0 94%
Total Asia ex-Japan Equity			\$208,047.93	\$187,672.93	\$20,375.00	\$1,607.79	0.78%



NELSON B DELAVAN FOUND. PART A ACCT R53329000
For the Period 12/1/13 to 12/31/13

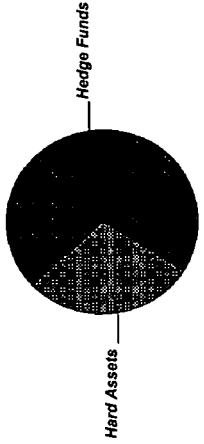
	Price	Quantity	Value	Adjusted Tax Cost Original Cost	Unrealized Gain/Loss	Est Annual Inc Accrued Div	Yield
Emerging Market Equity							
JPM CHINA REGION FD - SEL FUND 3810 4812A3-52-8 JCHS X	21.24	1,795,297	38,132.11	35,439.16	2,692.95	596.03	1.56%
OPPENHEIMER DEVELOPING MKT-Y 683974-50-5 ODVY X	37.56	1,044,387	39,227.18	36,563.99	2,663.19	170.23	0.43%
Total Emerging Market Equity			\$77,359.29	\$72,003.15	\$5,356.14	\$766.26	0.99%
Global Equity							
JPM GLOBAL RES ENH INDEX FD - SEL FUND 3457 46637K-51-3 JEIT X	17.83	6,559,741	116,960.18	102,868.76	14,091.42	177.11	0.15%



NELSON B DELAVAN FOUND. PART A ACCT. R53329000
For the Period 12/1/13 to 12/31/13

Alternative Assets Summary

Asset Categories	Beginning Estimated Value	Ending Estimated Value	Change In Value	Current Allocation
Hedge Funds	371,949.50	364,305.51	(7,643.99)	10%
Hard Assets	146,187.11	148,229.87	2,042.76	4%
Total Value	\$518,136.61	\$512,535.38	(\$5,601.23)	14%



Alternative Assets as a percentage of your portfolio - 14 %

Alternative Assets Detail

	Price	Quantity	Estimated Value	Cost
Hedge Funds				
EQUINOX FDS TR	10.50	7,278.158	76,420.66	74,601.12
EQNX CB STGY I				
29446A-81-9 EBSI X				
GATEWAY FUND-Y				
367829-88-4 GTEY X	28.99	2,547.979	73,865.91	67,436.69



NELSON B DELAVAN FOUND. PART A ACCT. R53329000
For the Period 12/1/13 to 12/31/13

	Price	Quantity	Estimated Value	Cost
Hedge Funds				
GOLDMAN SACHS TR STRG INCM INST 38145C-64-6 GSZI X	10 66	10,626 939	113,283 17	111,901 67
INV BALANCED-RISK ALLOC-Y 00141V-69-7 ABRY X	11 89	8,472 310	100,735 77	107,424 04
Total Hedge Funds			\$364,305.51	\$361,363.52

	Price	Quantity	Estimated Value	Cost	Est. Annual Income Accrued Income
Hard Assets					
BARC BEN BRENT 09/29/14 LNKD TO CO1 85% BARRIER- 5 47%CPN 15%CAP INITIAL LEVEL-09/13/13 112 63 06741T-K8-9	101 65	20,000.000	20,330 00	19,800 00	
PIMCO COMMODITYPL STRAT-P 72201P-16-7 PCLP X	10 67	8,926 417	95,244 87	95,041 34	303.49



NELSON B DELAVAN FOUND, PART A ACCT R53329000
For the Period 12/1/13 to 12/31/13

	Price	Quantity	Estimated Value	Cost	Est Annual Income Accrued Income
Hard Assets					
SG BRENT CBEN 3/24/14 LNKD TO CO1 80%BARRIER, 10 45% CPN,10 45% MAXRTN 3/8/13, INITIAL STRIKE.110 85 78423E-GB-4	108 85	30,000 000	32,655 00	29,700 00	
Total Hard Assets			\$148,229.87	\$144,541.34	\$303.49



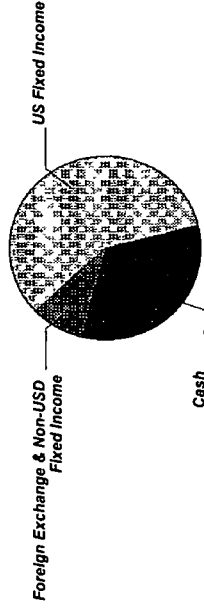
NELSON B DELAVAN FOUN. PART A ACCT R53329000
For the Period 12/1/13 to 12/31/13

Cash & Fixed Income Summary

Asset Categories	Beginning Market Value	Ending Market Value	Change In Value	Current Allocation
Cash	129,111.56	160,294.38	31,182.82	4%
US Fixed Income	255,792.34	254,744.34	(1,048.00)	7%
Foreign Exchange & Non-USD Fixed Income	35,777.32	35,874.28	96.96	1%
Total Value	\$420,681.22	\$450,913.00	\$30,231.78	12%

Market Value/Cost

	Current Period Value
Market Value	450,913.00
Tax Cost	448,443.29
Unrealized Gain/Loss	2,469.71
Estimated Annual Income	6,744.84
Accrued Interest	345.30
Yield	1.49%



Cash & Fixed Income as a percentage of your portfolio - 12 %

SUMMARY BY MATURITY

Cash & Fixed Income	Market Value	% of Bond Portfolio
0-6 months ¹	450,913.00	100%

¹ The years indicate the number of years until the bond is scheduled to mature based on the statement end date. Some bonds may be called, or paid in full, before their stated maturity.

SUMMARY BY TYPE

Cash & Fixed Income	Market Value	% of Bond Portfolio
Cash	160,294.38	35%
Mutual Funds	290,618.62	65%
Total Value	\$450,913.00	100%



NELSON B DELAVAN FOUND. PART A ACCT R53329000
For the Period 12/1/13 to 12/31/13

Note ¹ This is the Annual Percentage Yield (APY) which is the rate earned if balances remain on deposit for a full year with compounding, there is no change in the interest rate and all interest is left in the account

Cash & Fixed Income Detail

	Price	Quantity	Value	Adjusted Tax Cost Original Cost	Unrealized Gain/Loss	Est Annual Income Accrued Interest	Yield
Cash							
US DOLLAR PRINCIPAL	1.00	160,675.92	160,675.92	160,675.92		48.20	0.03% ¹
COST OF PENDING PURCHASES	1.00	(381.54)	(381.54)	(381.54)			
Total Cash			\$160,294.38	\$160,294.38	\$0.00	\$48.20	0.03%
US Fixed Income							
DOUBLELINE TOTAL RET BD-I 258620-10-3	10.78	6,809.56	73,407.01	75,898.34	(2,491.33)	3,792.92	5.17%
JPM STRAT INCOME OPPORT FD - SEL FUND 3844 4812A4-35-1	11.89	2,885.33	34,306.59	29,228.40	5,078.19	926.19 77.90	2.70%
JPM SHORT DURATION BOND FD - SEL FUND 3133 4812C1-33-0	10.89	10,239.09	111,503.73	112,419.97	(916.24)	1,525.62 143.35	1.37%
JPM MULTI SECTOR INCOME FD - SEL FUND 2130 48121A-29-0	10.31	3,445.88	35,527.01	34,700.00	827.01	251.54 124.05	0.71%
Total US Fixed Income			\$254,744.34	\$252,246.71	\$2,497.63	\$6,496.27 \$345.30	2.55%



NELSON B DELAVAN FOUND. PART A ACCT R53329000
For the Period 12/1/13 to 12/31/13

	Price	Quantity	Value	Adjusted Tax Cost Original Cost	Unrealized Gain/Loss	Est Annual Income Accrued Interest	Yield
Foreign Exchange & Non-USD Fixed Income							
JPM INTL CURR INCOME FD - SEL FUND 3831 4812A3-29-6	11 10	3,231 92	35,874 28	35,902 20	(27 92)	200 37	0 56 %



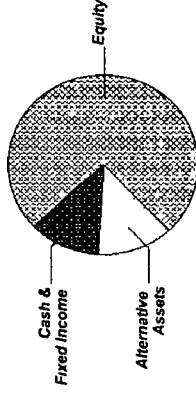
NELSON B DELAVAN FOUND. PART B ACCT. R53329307
For the Period 12/1/13 to 12/31/13

Account Summary

PRINCIPAL

Asset Allocation	Beginning Market Value	Ending Market Value	Change In Value	Estimated Annual Income	Current Allocation
Equity	1,681,730.55	1,663,218.78	(18,511.77)	20,917.41	75%
Alternative Assets	295,224.03	291,700.53	(3,523.50)	3,422.79	13%
Cash & Fixed Income	261,400.99	247,027.61	(14,373.38)	4,238.54	12%
Market Value	\$2,238,355.57	\$2,201,946.92	(\$36,408.65)	\$28,578.74	100%

Asset Allocation



INCOME

Cash Position	Beginning Market Value	Ending Market Value	Change In Value
Cash Balance	4,429.34	13,468.88	9,039.54
Accruals	232.45	237.93	5.48
Market Value	\$4,661.79	\$13,706.81	\$9,045.02



NELSON B DELAVAN FOUND. PART B ACCT R53329307
For the Period 12/1/13 to 12/31/13

Account Summary CONTINUED

Portfolio Activity	PRINCIPAL	
	Current Period Value	Year-to-Date Value
Beginning Market Value	2,238,355.57	2,069,430.38
Additions		
Withdrawals & Fees	(54,071.49)	(146,304.12)
Securities Transferred Out		(1.00)
Net Additions/Withdrawals	(\$54,071.49)	(\$146,305.12)
Income		251.27
Change in Investment Value	17,662.84	278,570.39
Ending Market Value	\$2,201,946.92	\$2,201,946.92
Accruals	--	--
Market Value with Accruals	--	--

	INCOME	
	Current Period Value	Year-to-Date Value
	4,429.34	9,434.61
	54,071.49	147,215.12
	(58,950.00)	(179,716.27)
	--	--
	(\$4,878.51)	(\$32,501.15)
	13,918.05	36,535.42
	\$13,468.88	\$13,468.88
	237.93	237.93
	\$13,706.81	\$13,706.81

Tax Summary	Current Period Value	Year-to-Date Value
	Domestic Dividends/Distributions	13,915.65
Foreign Dividends		415.17
Interest Income	2.40	22.67
Original Issue Discount		251.27
Taxable Income	\$13,918.05	\$36,786.69

	Current Period Value	Year-to-Date Value
	LT Capital Gain Distributions	17,032.34
ST Realized Gain/Loss		19,568.23
LT Realized Gain/Loss	3,460.00	222,878.80
Realized Gain/Loss	\$20,492.34	\$263,002.02

Unrealized Gain/Loss		To-Date Value
		\$172,631.65

J.P. Morgan



NELSON B DELAVAN FOUND. PART B ACCT R53329307
For the Period 12/1/13 to 12/31/13

Account Summary CONTINUED

Cost Summary	Cost
Equity	1,497,793.34
Cash & Fixed Income	243,576.80
Total	\$1,741,370.14

J.P.Morgan

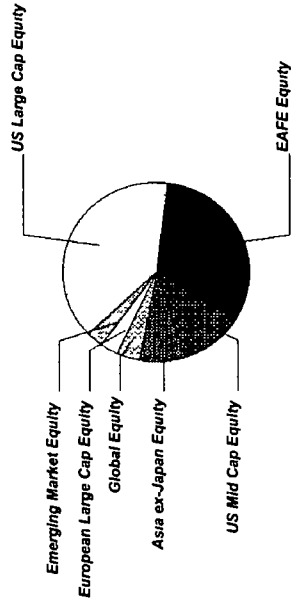


NELSON B DELAVAN FOUND. PART B ACCT R53329307
For the Period 12/1/13 to 12/31/13

Equity Summary

Asset Categories	Beginning Market Value	Ending Market Value	Change In Value	Current Allocation
US Large Cap Equity	663,893 24	674,407 08	10,513 84	30%
US Mid Cap Equity	178,606 14	174,922 48	(3,683 66)	8%
EAFE Equity	545,902 52	522,548 59	(23,353 93)	24%
European Large Cap Equity	46,216 60	46,949 20	732 60	2%
Asia ex-Japan Equity	132,582 95	129,755 52	(2,827 43)	6%
Emerging Market Equity	47,303 16	47,030 81	(272 35)	2%
Global Equity	67,225 94	67,605 10	379 16	3%
Concentrated & Other Equity	0 00	0 00	0 00	
Total Value	\$1,681,730.55	\$1,663,218.78	(\$18,511.77)	75%

Asset Categories



Equity as a percentage of your portfolio - 75 %

Market Value/Cost	Current Period Value
Market Value	1,663,218 78
Tax Cost	1,497,793 34
Unrealized Gain/Loss	165,425 44
Estimated Annual Income	20,917 41
Accrued Dividends	5 80
Yield	1 25%

J.P.Morgan



NELSON B DELAVAN FOUN. PART B ACCT R53329307
For the Period 12/1/13 to 12/31/13

Equity Detail

	Price	Quantity	Value	Adjusted Tax Cost Original Cost	Unrealized Gain/Loss	Est Annual Inc Accrued Div	Yield
US Large Cap Equity							
BARC REN SPX 09/04/14 2 XLEV- 7 85%CAP- 15 70% MAXPYMT INITIAL LEVEL-08/16/13 SPX 1655.83 06/741T-D4-6	109 43	25,000 000	27,357.50	24,750 00	2,607 50		
COSTCO WHOLESALE CORP 22160K-10-5 COST	119 02	10 000	1,190 20	1,210 55	(20 35)	12 40	1 04%
NEUBERGER BER MU/C OPP-INS 64122Q-30-9 NMUL X	15 35	6,008 278	92,227 07	88,501 94	3,725 13	648 89	0 70%
PARNASSUS EQTY INCOME FD-INS 701769-40-8 PRIL X	36 73	1,802 728	66,214 20	66,376 45	(162 25)	982 48	1 48%
PRIMECAP ODYSSEY STOCK FUND 74160Q-30-1 POSK X	21 16	4,323 495	91,485 15	88,501 94	2,983 21	1,046 28	1 14%
QEP RESOURCES INC 74733V-10-0 QEP	30 65	60 000	1,839 00	1,955 40	(116 40)	4 80	0 26%
SPDR S&P 500 ETF TRUST 78462F-10-3 SPY	184 69	2,123 000	392,096 87	355,439 20	36,657 67	7,114 17	1 81%
STRYKER CORP 863667-10-1 SYK	75 14	19 000	1,427 66	1,404 59	23 07	23 18 5 80	1 62%
TARGET CORP 87612E-10-6 TGT	63 27	9 000	569 43	565 25	4 18	15 48	2 72%
Total US Large Cap Equity			\$674,407.08	\$628,705.32	\$45,701.76	\$9,847.68 \$5.80	1.46%

J.P.Morgan



NELSON B DELAVAN FOUND. PART B ACCT R53329307
For the Period 12/1/13 to 12/31/13

	Price	Quantity	Value	Adjusted Tax Cost Original Cost	Unrealized Gain/Loss	Est Annual Inc Accrued Div	Yield
US Mid Cap Equity							
ASTON/FAIRPOINTE MID CAP-I 00078H-15-8 AEMI X	44 67	2,370 193	105,876 52	85,683 58	20,192 94	144 58	0 14 %
ISHARES CORE S&P MID-CAP ETF 464287-50-7 IJH	133.81	516 000	69,045 96	46,939 10	22,106.86	891 64	1 29 %
Total US Mid Cap Equity			\$174,922.48	\$132,622.68	\$42,299.80	\$1,036.22	0.59 %
EAFE Equity							
BARC BREN MXEA 04/16/14 10%BUFFER-1 50 XLEV- 6 60%CAP 9.9%MAXRTRN INITIAL LEVEL-03/28/13 MXEA 1674 60 06741T-RT-6	108 59	25,000 000	27,147 50	24,750 00	2,397 50		
DODGE & COX INTL STOCK FUND 256206-10-3 DODF X	43 04	2,703 663	116,365 66	98,888 49	17,477.17	1,879 04	1 61 %
HSBC BREN MXEA 3/19/14 1 5XLEV- 7 05%CAP- 10 575%MAXPYMT 10%BUFFER INITIAL LEVEL-3/1/13 MXEA 1654 34 40432X-CC-3	108 01	20,000 000	21,602 00	19,800 00	1,802 00		
ISHARES MSCI EAFE INDEX FUND 464287-46-5 EFA	67 10	2,341 000	157,059 40	149,779 89	7,289 51	3,986 72	2 54 %
MANNING & NAPIER WORLD OPPOR 563821-54-5 EXWA X	9 05	6,844 134	61,939 41	55,495 90	6,443 51	704 94	1 14 %
OAKMARK INTERNATIONAL FD-I 413838-20-2 OAKI X	26 32	4,228 044	111,282 12	103,573 51	7,708 61	1,843 42	1 66 %

J.P.Morgan



NELSON B DELAVAN FOUN. PART B ACCT R53329307
For the Period 12/1/13 to 12/31/13

	Price	Quantity	Value	Adjusted Tax Cost Original Cost	Unrealized Gain/Loss	Est Annual Inc Accrued Div	Yield
EAFE Equity							
SG MARKET PLUS MXEA 05/14/14	108 57	25,000 000	27,142 50	24,750 00	2,392 50		
87 5% CONTIN BARRIER- 0%CPN UNCAPPED INITIAL LEVEL-04/26/13 MXEA 1729 64 83368W-CU-3	12/30/13						
Total EAFE Equity			\$522,548.59	\$477,037.79	\$45,510.80	\$8,414.12	1.61%
European Large Cap Equity							
DB MARKET PLUS SX5E 03/19/14	120 09	20,000 000	24,017 20	19,750 00	4,267 20		
80% CONTIN BARRIER- 7 6%CPN UNCAPPED INITIAL LEVEL-09/14/12 SX5E 2594 56 2515A1-LR-0							
VANGUARD FTSE EUROPE ETF 922042-87-4 VGK	58 80	390 000	22,932 00	21,897 56	1,034 44	635 31	2 77%
Total European Large Cap Equity			\$46,949.20	\$41,647.56	\$5,301.64	\$635.31	1.35%
Asia ex-Japan Equity							
GS REN MXASJ 04/02/14	104 12	25,000 000	26,030 75	24,750 00	1,280 75		
2 XLEV- 8 74%CAP- 17 48%MAXPYMT INITIAL LEVEL-03/15/13 MXASJ 544 34 38141G-QR-8							
MATTHEWS PACIFIC TIGER FD-4S 577130-83-4 MIPT X	24 97	2,833 415	70,750 37	58,000 00	12,750 37		



NELSON B DELAVAN FUND, PART B ACCT R53329307
For the Period 12/1/13 to 12/31/13

	Price	Quantity	Value	Adjusted Tax Cost Original Cost	Unrealized Gain/Loss	Est Annual Inc Accrued Div	Yield
Asia ex-Japan Equity							
T ROWE PRICE NEW ASIA 77956H-50-0 PRAS X	16 01	2,059 613	32,974 40	33,427 52	(453 12)	308 94	0 94 %
Total Asia ex-Japan Equity			\$129,755.52	\$116,177.52	\$13,578.00	\$308.94	0.24 %
Emerging Market Equity							
DELAWARE EMERGING MARKETS-I 245914-81-7 DEMI X	16 27	1,618 420	26,331 69	23,790 77	2,540 92	249 23	0 95 %
JPM CHINA REGION FD - SEL FUND 3810 4812A3-52-8 JCHS X	21 24	974 535	20,699 12	17,795 00	2,904 12	323 54	1 56 %
Total Emerging Market Equity			\$47,030.81	\$41,585.77	\$5,445.04	\$572.77	1.22 %
Global Equity							
JPM GLOBAL RES ENH INDEX FD - SEL FUND 3457 46637K-51-3 JEIT X	17 83	3,791 649	67,605 10	60,016 70	7,588 40	102 37	0 15 %




NELSON B DELAVAN FOUND. PART B ACCT R53329307
For the Period 12/1/13 to 12/31/13

Alternative Assets Summary

Asset Categories	Beginning Estimated Value	Ending Estimated Value	Change In Value	Current Allocation
Hedge Funds	220,793.01	216,262.63	(4,530.38)	10%
Hard Assets	74,431.02	75,437.90	1,006.88	3%
Total Value	\$295,224.03	\$291,700.53	(\$3,523.50)	13%

Asset Categories



Alternative Assets as a percentage of your portfolio - 13 %

Alternative Assets Detail

Hedge Funds	Price	Quantity	Estimated Value	Cost
EQUINOX FDS TR EQNX CB STGY I 29446A-81-9 EBSI X	10.50	4,359.701	45,776.86	44,250.97
GATEWAY FUND-Y 367829-88-4 GTEY X	28.99	1,507.771	43,710.28	39,993.94

J.P.Morgan



NELSON B DELAVAN FOUND. PART B ACCT R53329307
 For the Period 12/1/13 to 12/31/13

	Price	Quantity	Estimated Value	Cost
Hedge Funds				
GOLDMAN SACHS TR	10 66	6,297 576	67,132 16	66,376.45
STRG INCM INST				
38145C-64-6 GSZI X				
INV BALANCED-RISK ALLOC-Y	11 89	5,016 260	59,643 33	63,170 75
00141V-69-7 ABRY X				
Total Hedge Funds			\$216,262.63	\$213,792.11

	Price	Quantity	Estimated Value	Cost	Est Annual Income	Accrued Income
Hard Assets						
BARC BEN BRENT 09/29/14	101 65	10,000 000	10,165 00	9,900 00		
LNKD TO CO1						
85% BARRIER- 5 47%CPN 15%CAP						
INITIAL LEVEL-09/13/13 112 63						
06741T-K8-9						
PIMCO COMMODITYPL STRAT-P	10 67	4,077 123	43,502 90	44,453 02		138 62
72201P-16-7 PCLP X						



NELSON B DELAVAN FOUND. PART B ACCT. R53329307
For the Period 12/1/13 to 12/31/13

	Price	Quantity	Estimated Value	Cost	Est Annual Income Accrued Income
Hard Assets					
SG BRENT CBEN 3/24/14 LNKD TO CO1 80%BARRIER, 10 45% CPN, 10 45% MAXRTN 3/8/13, INITIAL STRIKE 110 85 78423E-GB-4	108 85	20,000 000	21,770 00	19,800 00	
Total Hard Assets			\$75,437.90	\$74,153.02	\$138.62



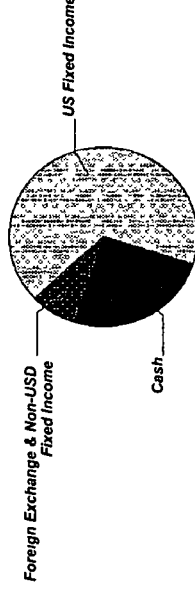
NELSON B DELAVAN FUND, PART B ACCT R53329307
For the Period 12/1/13 to 12/31/13

Cash & Fixed Income Summary

Asset Categories	Beginning Market Value	Ending Market Value	Change In Value	Current Allocation
Cash	72,037 71	58,258 56	(13,779 15)	3%
US Fixed Income	167,894 33	167,241 92	(652 41)	8%
Foreign Exchange & Non-USD Fixed Income	21,468 95	21,527 13	58 18	1%
Total Value	\$261,400.99	\$247,027.61	(\$14,373.38)	12%

Market Value/Cost

	Current Period Value
Market Value	247,027 61
Tax Cost	243,576 80
Unrealized Gain/Loss	3,450 81
Estimated Annual Income	4,238 54
Accrued Interest	232 13
Yield	1 71 %



SUMMARY BY MATURITY

Cash & Fixed Income	Market Value	% of Bond Portfolio
0-6 months ¹	247,027 61	100%

¹ The years indicate the number of years until the bond is scheduled to mature based on the statement end date. Some bonds may be called, or paid in full, before their stated maturity.

SUMMARY BY TYPE

Cash & Fixed Income	Market Value	% of Bond Portfolio
Cash	58,258 56	23%
Mutual Funds	188,769 05	77%
Total Value	\$247,027.61	100%

Cash & Fixed Income as a percentage of your portfolio - 12 %

J.P.Morgan



NELSON B DELAVAN FOUN. PART B ACCT R53329307
For the Period 12/1/13 to 12/31/13

Note ¹ This is the Annual Percentage Yield (APY) which is the rate earned on deposit for a full year with compounding, there is no change in the interest rate and all interest is left in the account

Cash & Fixed Income Detail

	Price	Quantity	Value	Adjusted Tax Cost Original Cost	Unrealized Gain/Loss	Est. Annual Income Accrued Interest	Yield
Cash							
US DOLLAR PRINCIPAL	1 00	58,258 56	58,258 56	58,258 56		17.47	0 03 % ¹
US Fixed Income							
DOUBLELINE TOTAL RET BD-I 258620-10-3	10 78	4,067 43	43,846 91	45,176 12	(1,329 21)	2,265 55	5 17 %
JPM STRAT INCOME OPPORT FD - SEL FUND 3844 4812A4-35-1	11 89	1,897 46	22,560.81	19,221 28	3,339 53	609 08 51 23	2 70 %
JPM SHORT DURATION BOND FD - SEL FUND 3133 4812C1-33-0	10 89	7,125 18	77,593 19	76,887 65	705 54	1,061 65 99 75	1 37 %
JPM MULTI SECTOR INCOME FD - SEL FUND 2130 4812A-29-0	10 31	2,254 22	23,241 01	22,700 00	541 01	164 55 81 15	0 71 %
Total US Fixed Income			\$167,241.92	\$163,985.05	\$3,256.87	\$4,100.83 \$232.13	2.45 %



NELSON B DELAVAN FOUND, PART B ACCT R53329307
For the Period 12/1/13 to 12/31/13

	Price	Quantity	Value	Adjusted Tax Cost Original Cost	Unrealized Gain/Loss	Est Annual Income Accrued Interest	Yield
Foreign Exchange & Non-USD Fixed Income							
JPM INTL CURR INCOME FD - SEL FUND 3831 4812A3-29-6	11 10	1,939 38	21,527 13	21,333 19	193 94	120 24	0 56 %