



See a Social Security Number? Say Something!
Report Privacy Problems to <https://public.resource.org/privacy>
Or call the IRS Identity Theft Hotline at 1-800-908-4490



Form

990-PF

Department of the Treasury
Internal Revenue Service

Return of Private Foundation

or Section 4947(a)(1) Trust Treated as Private Foundation

Do not enter Social Security numbers on this form as it may be made public. By law, the IRS cannot redact the information on the form.

Information about Form 990-PF and its instructions is at www.irs.gov/form990pf.

OMB No 1545-0052

2013

Open to Public Inspection

For calendar year 2013, or tax year beginning 01-01-2013 , and ending 12-31-2013

| | | | |
|--|---|--|--|
| Name of foundation THE GLORIA & SIDNEY DANZIGER FOUNDATION C/O COZEN O'CONNER | | A Employer identification number 13-6124448 | |
| Number and street (or P O box number if mail is not delivered to street address) 277 PARK AVENUE 20TH FLOOR | | B Telephone number (see instructions) (212) 297-2668 | |
| City or town, state or province, country, and ZIP or foreign postal code NEW YORK, NY 10172 | | C If exemption application is pending, check here <input type="checkbox"/> | |
| G Check all that apply <div><input type="checkbox"/> Initial return <input type="checkbox"/> Final return <input type="checkbox"/> Address change</div> <div><input type="checkbox"/> Initial return of a former public charity <input type="checkbox"/> Amended return <input type="checkbox"/> Name change</div> | | D 1. Foreign organizations, check here <input type="checkbox"/> 2. Foreign organizations meeting the 85% test, check here and attach computation <input type="checkbox"/> | |
| H Check type of organization <input checked="" type="checkbox"/> Section 501(c)(3) exempt private foundation <input type="checkbox"/> Section 4947(a)(1) nonexempt charitable trust <input type="checkbox"/> Other taxable private foundation | | E If private foundation status was terminated under section 507(b)(1)(A), check here <input type="checkbox"/> | |
| I Fair market value of all assets at end of year (from Part II, col. (c), line 16) <input type="checkbox"/> \$ 1,877,401 | J Accounting method <input checked="" type="checkbox"/> Cash <input type="checkbox"/> Accrual <input type="checkbox"/> Other (specify) _____ (Part I, column (d) must be on cash basis.) | F If the foundation is in a 60-month termination under section 507(b)(1)(B), check here <input type="checkbox"/> | |

| Part I Analysis of Revenue and Expenses (The total of amounts in columns (b), (c), and (d) may not necessarily equal the amounts in column (a) (see instructions)) | | (a) Revenue and expenses per books | (b) Net investment income | (c) Adjusted net income | (d) Disbursements for charitable purposes (cash basis only) |
|---|--|------------------------------------|---------------------------|-------------------------|---|
| Revenue | 1 Contributions, gifts, grants, etc , received (attach schedule) | | | | |
| | 2 Check <input checked="" type="checkbox"/> if the foundation is not required to attach Sch B | | | | |
| | 3 Interest on savings and temporary cash investments | 17 | 17 | | |
| | 4 Dividends and interest from securities. | 43,738 | 43,738 | | |
| | 5a Gross rents | | | | |
| | b Net rental income or (loss) _____ | | | | |
| | 6a Net gain or (loss) from sale of assets not on line 10 | 175,677 | | | |
| | b Gross sales price for all assets on line 6a 541,154 | | | | |
| | 7 Capital gain net income (from Part IV, line 2) . . . | | 175,677 | | |
| | 8 Net short-term capital gain | | | | |
| | 9 Income modifications | | | | |
| | 10a Gross sales less returns and allowances | | | | |
| | b Less Cost of goods sold | | | | |
| | c Gross profit or (loss) (attach schedule) | | | | |
| | 11 Other income (attach schedule) | | | | |
| | 12 Total. Add lines 1 through 11 | 219,432 | 219,432 | | |
| Operating and Administrative Expenses | 13 Compensation of officers, directors, trustees, etc | 35,000 | 11,550 | | 23,450 |
| | 14 Other employee salaries and wages | | | | |
| | 15 Pension plans, employee benefits | | | | |
| | 16a Legal fees (attach schedule). | 17,568 | 1,500 | | 16,068 |
| | b Accounting fees (attach schedule). | 12,635 | 1,000 | | 11,635 |
| | c Other professional fees (attach schedule) | 22,587 | 22,587 | | 0 |
| | 17 Interest | | | | |
| | 18 Taxes (attach schedule) (see instructions) | | | | |
| | 19 Depreciation (attach schedule) and depletion . . . | | | | |
| | 20 Occupancy | | | | |
| | 21 Travel, conferences, and meetings | | | | |
| | 22 Printing and publications | | | | |
| | 23 Other expenses (attach schedule). | 572 | 286 | | 286 |
| | 24 Total operating and administrative expenses. Add lines 13 through 23 | 88,362 | 36,923 | | 51,439 |
| | 25 Contributions, gifts, grants paid | 244,206 | | | 244,206 |
| | 26 Total expenses and disbursements. Add lines 24 and 25 | 332,568 | 36,923 | | 295,645 |
| | 27 Subtract line 26 from line 12 | | | | |
| | a Excess of revenue over expenses and disbursements | -113,136 | | | |
| | b Net investment income (if negative, enter -0-) | | 182,509 | | |
| | c Adjusted net income (if negative, enter -0-) | | | | |

| Part II Balance Sheets | | Attached schedules and amounts in the description column should be for end-of-year amounts only (See instructions) | Beginning of year | End of year | | |
|-----------------------------|--|---|-------------------|-------------------------------------|-----------------------|-----------|
| | | | (a) Book Value | (b) Book Value | (c) Fair Market Value | |
| Assets | 1 | Cash—non-interest-bearing | 14,967 | 26,673 | 26,673 | |
| | 2 | Savings and temporary cash investments | 11,763 | 44,037 | 44,037 | |
| | 3 | Accounts receivable ▶ _____ Less allowance for doubtful accounts ▶ _____ | | | | |
| | 4 | Pledges receivable ▶ _____ Less allowance for doubtful accounts ▶ _____ | | | | |
| | 5 | Grants receivable | | | | |
| | 6 | Receivables due from officers, directors, trustees, and other disqualified persons (attach schedule) (see instructions) | | | | |
| | 7 | Other notes and loans receivable (attach schedule) ▶ _____ Less allowance for doubtful accounts ▶ _____ | | | | |
| | 8 | Inventories for sale or use | | | | |
| | 9 | Prepaid expenses and deferred charges | 3,440 | 3,539 | 3,539 | |
| | 10a | Investments—U S and state government obligations (attach schedule) | 135,481 | <input checked="" type="checkbox"/> | 121,824 | 122,430 |
| | b | Investments—corporate stock (attach schedule) | 1,131,657 | <input checked="" type="checkbox"/> | 996,344 | 1,624,821 |
| | c | Investments—corporate bonds (attach schedule). | 61,377 | <input checked="" type="checkbox"/> | 53,132 | 55,901 |
| | 11 | Investments—land, buildings, and equipment basis ▶ _____ Less accumulated depreciation (attach schedule) ▶ _____ | | | | |
| | 12 | Investments—mortgage loans | | | | |
| | 13 | Investments—other (attach schedule) | | | | |
| | 14 | Land, buildings, and equipment basis ▶ _____ Less accumulated depreciation (attach schedule) ▶ _____ | | | | |
| 15 | Other assets (describe ▶ _____) | | | | | |
| 16 | Total assets (to be completed by all filers—see the instructions Also, see page 1, item I) | 1,358,685 | 1,245,549 | 1,877,401 | | |
| Liabilities | 17 | Accounts payable and accrued expenses | | | | |
| | 18 | Grants payable | | | | |
| | 19 | Deferred revenue | | | | |
| | 20 | Loans from officers, directors, trustees, and other disqualified persons | | | | |
| | 21 | Mortgages and other notes payable (attach schedule) | | | | |
| | 22 | Other liabilities (describe ▶ _____) | | | | |
| | 23 | Total liabilities (add lines 17 through 22) | 0 | 0 | | |
| Net Assets or Fund Balances | Foundations that follow SFAS 117, check here ▶ <input type="checkbox"/> and complete lines 24 through 26 and lines 30 and 31. | | | | | |
| | 24 | Unrestricted | | | | |
| | 25 | Temporarily restricted | | | | |
| | 26 | Permanently restricted | | | | |
| | Foundations that do not follow SFAS 117, check here ▶ <input checked="" type="checkbox"/> and complete lines 27 through 31. | | | | | |
| | 27 | Capital stock, trust principal, or current funds | 1,358,685 | 1,245,549 | | |
| | 28 | Paid-in or capital surplus, or land, bldg , and equipment fund | 0 | 0 | | |
| | 29 | Retained earnings, accumulated income, endowment, or other funds | 0 | 0 | | |
| | 30 | Total net assets or fund balances (see page 17 of the instructions) | 1,358,685 | 1,245,549 | | |
| 31 | Total liabilities and net assets/fund balances (see page 17 of the instructions) | 1,358,685 | 1,245,549 | | | |

Part III Analysis of Changes in Net Assets or Fund Balances

| | | | |
|---|--|---|-----------|
| 1 | Total net assets or fund balances at beginning of year—Part II, column (a), line 30 (must agree with end-of-year figure reported on prior year’s return) | 1 | 1,358,685 |
| 2 | Enter amount from Part I, line 27a | 2 | -113,136 |
| 3 | Other increases not included in line 2 (itemize) ▶ _____ | 3 | 0 |
| 4 | Add lines 1, 2, and 3 | 4 | 1,245,549 |
| 5 | Decreases not included in line 2 (itemize) ▶ _____ | 5 | 0 |
| 6 | Total net assets or fund balances at end of year (line 4 minus line 5)—Part II, column (b), line 30 | 6 | 1,245,549 |

Part IV Capital Gains and Losses for Tax on Investment Income

| | | | | |
|---|---------------------------|--|--------------------------------------|----------------------------------|
| (a) List and describe the kind(s) of property sold (e g , real estate, 2-story brick warehouse, or common stock, 200 shs MLC Co) | | (b) How acquired P—Purchase D—Donation | (c) Date acquired (mo , day, yr) | (d) Date sold (mo , day, yr) |
| 1a | See Additional Data Table | | | |
| b | | | | |
| c | | | | |
| d | | | | |
| e | | | | |

| | | | |
|-----------------------------|--|---|--|
| (e) Gross sales price | (f) Depreciation allowed (or allowable) | (g) Cost or other basis plus expense of sale | (h) Gain or (loss) (e) plus (f) minus (g) |
| a See Additional Data Table | | | |
| b | | | |
| c | | | |
| d | | | |
| e | | | |

| | | | |
|---|--------------------------------------|---|--|
| Complete only for assets showing gain in column (h) and owned by the foundation on 12/31/69 | | | (l) Gains (Col (h) gain minus col (k), but not less than -0-) or Losses (from col (h)) |
| (i) F M V as of 12/31/69 | (j) Adjusted basis as of 12/31/69 | (k) Excess of col (i) over col (j), if any | |
| a See Additional Data Table | | | |
| b | | | |
| c | | | |
| d | | | |
| e | | | |

| | | | | |
|---|--|---|---|---------|
| 2 | Capital gain net income or (net capital loss) | { If gain, also enter in Part I, line 7 If (loss), enter -0- in Part I, line 7 } | 2 | 175,677 |
| 3 | Net short-term capital gain or (loss) as defined in sections 1222(5) and (6) If gain, also enter in Part I, line 8, column (c) (see instructions) If (loss), enter -0- in Part I, line 8 | | 3 | |

Part V Qualification Under Section 4940(e) for Reduced Tax on Net Investment Income

(For optional use by domestic private foundations subject to the section 4940(a) tax on net investment income)

If section 4940(d)(2) applies, leave this part blank

Was the foundation liable for the section 4942 tax on the distributable amount of any year in the base period? ☐ Yes ☒ No

If "Yes," the foundation does not qualify under section 4940(e) Do not complete this part

1 Enter the appropriate amount in each column for each year, see page 18 of the instructions before making any entries

| | | | |
|--|--|--|---|
| (a) Base period years Calendar year (or tax year beginning in) | (b) Adjusted qualifying distributions | (c) Net value of noncharitable-use assets | (d) Distribution ratio (col (b) divided by col (c)) |
| 2012 | 318,285 | 1,719,472 | 0 185106 |
| 2011 | 351,967 | 1,957,451 | 0 179809 |
| 2010 | 345,538 | 2,222,914 | 0 155444 |
| 2009 | 334,379 | 2,332,044 | 0 143385 |
| 2008 | 510,139 | 3,188,283 | 0 160004 |

| | | | |
|---|--|---|-----------|
| 2 | Total of line 1, column (d). | 2 | 0 823748 |
| 3 | Average distribution ratio for the 5-year base period—divide the total on line 2 by 5, or by the number of years the foundation has been in existence if less than 5 years | 3 | 0 164750 |
| 4 | Enter the net value of noncharitable-use assets for 2013 from Part X, line 5. | 4 | 1,772,051 |
| 5 | Multiply line 4 by line 3. | 5 | 291,945 |
| 6 | Enter 1% of net investment income (1% of Part I, line 27b). | 6 | 1,825 |
| 7 | Add lines 5 and 6. | 7 | 293,770 |
| 8 | Enter qualifying distributions from Part XII, line 4. If line 8 is equal to or greater than line 7, check the box in Part VI, line 1b, and complete that part using a 1% tax rate See the Part VI instructions | 8 | 295,645 |

| | | |
|---|-----------|-------|
| Part VI Excise Tax Based on Investment Income (Section 4940(a), 4940(b), 4940(e), or 4948—see page 18 of the instructions) | | |
| 1a Exempt operating foundations described in section 4940(d)(2), check here <input type="checkbox"/> and enter "N/A" on line 1 | | |
| Date of ruling or determination letter _____ (attach copy of letter if necessary—see instructions) | | |
| b Domestic foundations that meet the section 4940(e) requirements in Part V, check here <input checked="" type="checkbox"/> and enter 1% of Part I, line 27b | 1 | 1,825 |
| c All other domestic foundations enter 2% of line 27b. Exempt foreign organizations enter 4% of Part I, line 12, col. (b) | | |
| 2 Tax under section 511 (domestic section 4947(a)(1) trusts and taxable foundations only. Others enter -0-) | 2 | 0 |
| 3 Add lines 1 and 2. | 3 | 1,825 |
| 4 Subtitle A (income) tax (domestic section 4947(a)(1) trusts and taxable foundations only. Others enter -0-) | 4 | 0 |
| 5 Tax based on investment income. Subtract line 4 from line 3. If zero or less, enter -0- | 5 | 1,825 |
| 6 Credits/Payments | | |
| a 2013 estimated tax payments and 2012 overpayment credited to 2013 | 6a | 3,054 |
| b Exempt foreign organizations—tax withheld at source | 6b | |
| c Tax paid with application for extension of time to file (Form 8868) | 6c | |
| d Backup withholding erroneously withheld | 6d | |
| 7 Total credits and payments. Add lines 6a through 6d. | 7 | 3,054 |
| 8 Enter any penalty for underpayment of estimated tax. Check here <input type="checkbox"/> if Form 2220 is attached. | 8 | |
| 9 Tax due. If the total of lines 5 and 8 is more than line 7, enter amount owed | 9 | |
| 10 Overpayment. If line 7 is more than the total of lines 5 and 8, enter the amount overpaid | 10 | 1,229 |
| 11 Enter the amount of line 10 to be Credited to 2014 estimated tax 1,229 Refunded | 11 | 0 |

| | | | |
|--|-----------|-----|----|
| Part VII-A Statements Regarding Activities | | | |
| 1a During the tax year, did the foundation attempt to influence any national, state, or local legislation or did it participate or intervene in any political campaign? | 1a | Yes | No |
| b Did it spend more than \$100 during the year (either directly or indirectly) for political purposes (see page 19 of the instructions for definition)? <i>If the answer is "Yes" to 1a or 1b, attach a detailed description of the activities and copies of any materials published or distributed by the foundation in connection with the activities.</i> | 1b | | No |
| c Did the foundation file Form 1120-POL for this year? | 1c | | No |
| d Enter the amount (if any) of tax on political expenditures (section 4955) imposed during the year: (1) On the foundation <input type="checkbox"/> \$ 0 (2) On foundation managers <input type="checkbox"/> \$ 0 | | | |
| e Enter the reimbursement (if any) paid by the foundation during the year for political expenditure tax imposed on foundation managers <input type="checkbox"/> \$ 0 | | | |
| 2 Has the foundation engaged in any activities that have not previously been reported to the IRS? <i>If "Yes," attach a detailed description of the activities.</i> | 2 | | No |
| 3 Has the foundation made any changes, not previously reported to the IRS, in its governing instrument, articles of incorporation, or bylaws, or other similar instruments? <i>If "Yes," attach a conformed copy of the changes</i> | 3 | | No |
| 4a Did the foundation have unrelated business gross income of \$1,000 or more during the year? | 4a | | No |
| b If "Yes," has it filed a tax return on Form 990-T for this year? | 4b | | |
| 5 Was there a liquidation, termination, dissolution, or substantial contraction during the year? <i>If "Yes," attach the statement required by General Instruction T.</i> | 5 | | No |
| 6 Are the requirements of section 508(e) (relating to sections 4941 through 4945) satisfied either: • By language in the governing instrument, or • By state legislation that effectively amends the governing instrument so that no mandatory directions that conflict with the state law remain in the governing instrument? | 6 | Yes | |
| 7 Did the foundation have at least \$5,000 in assets at any time during the year? <i>If "Yes," complete Part II, col. (c), and Part XV.</i> | 7 | Yes | |
| 8a Enter the states to which the foundation reports or with which it is registered (see instructions) <input checked="" type="checkbox"/> NY | | | |
| b If the answer is "Yes" to line 7, has the foundation furnished a copy of Form 990-PF to the Attorney General (or designate) of each state as required by General Instruction G? <i>If "No," attach explanation.</i> | 8b | Yes | |
| 9 Is the foundation claiming status as a private operating foundation within the meaning of section 4942(j)(3) or 4942(j)(5) for calendar year 2013 or the taxable year beginning in 2013 (see instructions for Part XIV)? <i>If "Yes," complete Part XIV</i> | 9 | | No |
| 10 Did any persons become substantial contributors during the tax year? <i>If "Yes," attach a schedule listing their names and addresses.</i> | 10 | | No |

Part VII-A

Statements Regarding Activities *(continued)*

| | | | | |
|---|---|----|-----|----|
| 11 | At any time during the year, did the foundation, directly or indirectly, own a controlled entity within the meaning of section 512(b)(13)? If "Yes," attach schedule (see instructions). | 11 | | No |
| 12 | Did the foundation make a distribution to a donor advised fund over which the foundation or a disqualified person had advisory privileges? If "Yes," attach statement (see instructions) | 12 | | No |
| 13 | Did the foundation comply with the public inspection requirements for its annual returns and exemption application? | 13 | Yes | |
| Website address N/A | | | | |
| 14 | The books are in care of ROBERT E FISCHER Telephone no (212) 297-2668 Located at 277 PARK AVENUE 20TH FLOOR NEW YORK NY ZIP+4 10172 | | | |
| 15 | Section 4947(a)(1) nonexempt charitable trusts filing Form 990-PF in lieu of Form 1041 —Check here and enter the amount of tax-exempt interest received or accrued during the year. | | | |
| 16 | At any time during calendar year 2013, did the foundation have an interest in or a signature or other authority over a bank, securities, or other financial account in a foreign country? | 16 | Yes | No |
| See instructions for exceptions and filing requirements for Form TD F 90-22.1 If "Yes", enter the name of the foreign country | | | | |

Part VII-B

Statements Regarding Activities for Which Form 4720 May Be Required

| | | | | |
|---|---|----|-----|----|
| File Form 4720 if any item is checked in the "Yes" column, unless an exception applies. | | | Yes | No |
| 1a | During the year did the foundation (either directly or indirectly) (1) Engage in the sale or exchange, or leasing of property with a disqualified person? (2) Borrow money from, lend money to, or otherwise extend credit to (or accept it from) a disqualified person? (3) Furnish goods, services, or facilities to (or accept them from) a disqualified person? (4) Pay compensation to, or pay or reimburse the expenses of, a disqualified person? (5) Transfer any income or assets to a disqualified person (or make any of either available for the benefit or use of a disqualified person)? (6) Agree to pay money or property to a government official? (Exception. Check "No" if the foundation agreed to make a grant to or to employ the official for a period after termination of government service, if terminating within 90 days). | | | |
| b | If any answer is "Yes" to 1a(1)–(6), did any of the acts fail to qualify under the exceptions described in Regulations section 53.4941(d)-3 or in a current notice regarding disaster assistance (see page 20 of the instructions)? Organizations relying on a current notice regarding disaster assistance check here. | 1b | | No |
| c | Did the foundation engage in a prior year in any of the acts described in 1a, other than excepted acts, that were not corrected before the first day of the tax year beginning in 2013? | 1c | | No |
| 2 | Taxes on failure to distribute income (section 4942) (does not apply for years the foundation was a private operating foundation defined in section 4942(j)(3) or 4942(j)(5)) | | | |
| a | At the end of tax year 2013, did the foundation have any undistributed income (lines 6d and 6e, Part XIII) for tax year(s) beginning before 2013? If "Yes," list the years 20 , 20 , 20 , 20 | | | |
| b | Are there any years listed in 2a for which the foundation is not applying the provisions of section 4942(a)(2) (relating to incorrect valuation of assets) to the year's undistributed income? (If applying section 4942(a)(2) to all years listed, answer "No" and attach statement—see instructions). | 2b | | |
| c | If the provisions of section 4942(a)(2) are being applied to any of the years listed in 2a, list the years here 20 , 20 , 20 , 20 | | | |
| 3a | Did the foundation hold more than a 2% direct or indirect interest in any business enterprise at any time during the year? | | | |
| b | If "Yes," did it have excess business holdings in 2013 as a result of (1) any purchase by the foundation or disqualified persons after May 26, 1969, (2) the lapse of the 5-year period (or longer period approved by the Commissioner under section 4943(c)(7)) to dispose of holdings acquired by gift or bequest, or (3) the lapse of the 10-, 15-, or 20-year first phase holding period? (Use Schedule C, Form 4720, to determine if the foundation had excess business holdings in 2013.). | 3b | | |
| 4a | Did the foundation invest during the year any amount in a manner that would jeopardize its charitable purposes? | 4a | | No |
| b | Did the foundation make any investment in a prior year (but after December 31, 1969) that could jeopardize its charitable purpose that had not been removed from jeopardy before the first day of the tax year beginning in 2013? | 4b | | No |

Part VII-B

Statements Regarding Activities for Which Form 4720 May Be Required (continued)

| | | | | |
|----|--|------------------------------|--|--|
| 5a | During the year did the foundation pay or incur any amount to | | | |
| | (1) Carry on propaganda, or otherwise attempt to influence legislation (section 4945(e))? | <input type="checkbox"/> Yes | <input checked="" type="checkbox"/> No | |
| | (2) Influence the outcome of any specific public election (see section 4955), or to carry on, directly or indirectly, any voter registration drive? | <input type="checkbox"/> Yes | <input checked="" type="checkbox"/> No | |
| | (3) Provide a grant to an individual for travel, study, or other similar purposes? | <input type="checkbox"/> Yes | <input checked="" type="checkbox"/> No | |
| | (4) Provide a grant to an organization other than a charitable, etc , organization described in section 509(a)(1), (2), or (3), or section 4940(d)(2)? (see instructions). | <input type="checkbox"/> Yes | <input checked="" type="checkbox"/> No | |
| | (5) Provide for any purpose other than religious, charitable, scientific, literary, or educational purposes, or for the prevention of cruelty to children or animals? | <input type="checkbox"/> Yes | <input checked="" type="checkbox"/> No | |
| b | If any answer is "Yes" to 5a(1)–(5), did any of the transactions fail to qualify under the exceptions described in Regulations section 53.4945 or in a current notice regarding disaster assistance (see instructions)? | 5b | | |
| | Organizations relying on a current notice regarding disaster assistance check here. | | <input checked="" type="checkbox"/> | |
| c | If the answer is "Yes" to question 5a(4), does the foundation claim exemption from the tax because it maintained expenditure responsibility for the grant? | | <input type="checkbox"/> Yes | <input type="checkbox"/> No |
| | If "Yes," attach the statement required by Regulations section 53.4945–5(d). | | | |
| 6a | Did the foundation, during the year, receive any funds, directly or indirectly, to pay premiums on a personal benefit contract? | | <input type="checkbox"/> Yes | <input checked="" type="checkbox"/> No |
| b | Did the foundation, during the year, pay premiums, directly or indirectly, on a personal benefit contract? | 6b | | No |
| | If "Yes" to 6b, file Form 8870. | | | |
| 7a | At any time during the tax year, was the foundation a party to a prohibited tax shelter transaction? | | <input type="checkbox"/> Yes | <input checked="" type="checkbox"/> No |
| b | If yes, did the foundation receive any proceeds or have any net income attributable to the transaction? | 7b | | |

Part VIII

Information About Officers, Directors, Trustees, Foundation Managers, Highly Paid Employees, and Contractors

| | | | | |
|--|---|---|---|---------------------------------------|
| 1 List all officers, directors, trustees, foundation managers and their compensation (see instructions). | | | | |
| (a) Name and address | (b) Title, and average hours per week devoted to position | (c) Compensation (If not paid, enter -0-) | (d) Contributions to employee benefit plans and deferred compensation | (e) Expense account, other allowances |
| RABBI J KREITMAN | DIRECTOR | 10,000 | 0 | 0 |
| 4 DAVIS ROAD | 2 00 | | | |
| PORT WASHINGTON,NY 11050 | | | | |
| ROBERT E FISCHER | DIRECTOR | 10,000 | 0 | 0 |
| 277 PARK AVENUE 20TH FLOOR | 5 00 | | | |
| NEW YORK,NY 10172 | | | | |
| STANLEY T MILLER | DIRECTOR | 15,000 | 0 | 0 |
| 101 PLAZA REAL SOUTH 406 | 3 00 | | | |
| BOCA RATON,FL 33432 | | | | |
| 2 Compensation of five highest-paid employees (other than those included on line 1—see instructions). If none, enter "NONE." | | | | |
| (a) Name and address of each employee paid more than \$50,000 | (b) Title, and average hours per week devoted to position | (c) Compensation | (d) Contributions to employee benefit plans and deferred compensation | (e) Expense account, other allowances |
| NONE | | | | |
| | | | | |
| | | | | |
| | | | | |
| | | | | |
| | | | | |
| | | | | |
| | | | | |
| | | | | |
| | | | | |
| Total number of other employees paid over \$50,000. | | | | 0 |

Part VIII

Information About Officers, Directors, Trustees, Foundation Managers, Highly Paid Employees, and Contractors (continued)

| 3 Five highest-paid independent contractors for professional services (see instructions). If none, enter "NONE". | | |
|--|---------------------|------------------|
| (a) Name and address of each person paid more than \$50,000 | (b) Type of service | (c) Compensation |
| NONE | | |
| | | |
| | | |
| | | |
| | | |
| | | |
| | | |
| | | |
| | | |
| Total number of others receiving over \$50,000 for professional services. | | 0 |

Part IX-A

Summary of Direct Charitable Activities

| List the foundation's four largest direct charitable activities during the tax year. Include relevant statistical information such as the number of organizations and other beneficiaries served, conferences convened, research papers produced, etc. | Expenses |
|--|----------|
| 1 | |
| 2 | |
| 3 | |
| 4 | |

Part IX-B

Summary of Program-Related Investments (see instructions)

| Describe the two largest program-related investments made by the foundation during the tax year on lines 1 and 2 | Amount |
|--|--------|
| 1 | |
| | |
| | |
| 2 | |
| | |
| | |
| All other program-related investments. See page 24 of the instructions. | |
| 3 | |
| | |
| | |
| Total. Add lines 1 through 3. | 0 |

Part X

Minimum Investment Return (All domestic foundations must complete this part. Foreign foundations, see instructions.)

| | | | |
|---|--|----|-----------|
| 1 | Fair market value of assets not used (or held for use) directly in carrying out charitable, etc , purposes | | |
| a | Average monthly fair market value of securities. | 1a | 1,762,815 |
| b | Average of monthly cash balances. | 1b | 36,222 |
| c | Fair market value of all other assets (see instructions). | 1c | 0 |
| d | Total (add lines 1a, b, and c). | 1d | 1,799,037 |
| e | Reduction claimed for blockage or other factors reported on lines 1a and 1c (attach detailed explanation). | 1e | 0 |
| 2 | Acquisition indebtedness applicable to line 1 assets. | 2 | 0 |
| 3 | Subtract line 2 from line 1d. | 3 | 1,799,037 |
| 4 | Cash deemed held for charitable activities Enter 1 1/2% of line 3 (for greater amount, see instructions). | 4 | 26,986 |
| 5 | Net value of noncharitable-use assets. Subtract line 4 from line 3 Enter here and on Part V, line 4 | 5 | 1,772,051 |
| 6 | Minimum investment return. Enter 5% of line 5. | 6 | 88,603 |

Part XI

Distributable Amount (see instructions) (Section 4942(j)(3) and (j)(5) private operating foundations and certain foreign organizations check here ☐ and do not complete this part.)

| | | | |
|----|---|----|--------|
| 1 | Minimum investment return from Part X, line 6. | 1 | 88,603 |
| 2a | Tax on investment income for 2013 from Part VI, line 5. | 2a | 1,825 |
| b | Income tax for 2013 (This does not include the tax from Part VI). | 2b | |
| c | Add lines 2a and 2b. | 2c | 1,825 |
| 3 | Distributable amount before adjustments Subtract line 2c from line 1. | 3 | 86,778 |
| 4 | Recoveries of amounts treated as qualifying distributions. | 4 | 0 |
| 5 | Add lines 3 and 4. | 5 | 86,778 |
| 6 | Deduction from distributable amount (see instructions). | 6 | 0 |
| 7 | Distributable amount as adjusted Subtract line 6 from line 5 Enter here and on Part XIII, line 1. | 7 | 86,778 |

Part XII

Qualifying Distributions (see instructions)

| | | | |
|--|--|----|---------|
| 1 | Amounts paid (including administrative expenses) to accomplish charitable, etc , purposes | | |
| a | Expenses, contributions, gifts, etc —total from Part I, column (d), line 26. | 1a | 295,645 |
| b | Program-related investments—total from Part IX-B. | 1b | 0 |
| 2 | Amounts paid to acquire assets used (or held for use) directly in carrying out charitable, etc , purposes. | 2 | |
| 3 | Amounts set aside for specific charitable projects that satisfy the | | |
| a | Suitability test (prior IRS approval required). | 3a | |
| b | Cash distribution test (attach the required schedule). | 3b | |
| 4 | Qualifying distributions. Add lines 1a through 3b Enter here and on Part V, line 8, and Part XIII, line 4 | 4 | 295,645 |
| 5 | Foundations that qualify under section 4940(e) for the reduced rate of tax on net investment income Enter 1% of Part I, line 27b (see instructions). | 5 | 1,825 |
| 6 | Adjusted qualifying distributions. Subtract line 5 from line 4. | 6 | 293,820 |
| Note: The amount on line 6 will be used in Part V, column (b), in subsequent years when calculating whether the foundation qualifies for the section 4940(e) reduction of tax in those years | | | |

Part XIII

Undistributed Income (see instructions)

| | (a) Corpus | (b) Years prior to 2012 | (c) 2012 | (d) 2013 |
|---|---------------|----------------------------|-------------|-------------|
| 1 Distributable amount for 2013 from Part XI, line 7 | | | | 86,778 |
| 2 Undistributed income, if any, as of the end of 2013 | | | | |
| a Enter amount for 2012 only. | | | 0 | |
| b Total for prior years 20__ , 20__ , 20__ | | 0 | | |
| 3 Excess distributions carryover, if any, to 2013 | | | | |
| a From 2008. | 350,725 | | | |
| b From 2009. | 217,978 | | | |
| c From 2010. | 237,350 | | | |
| d From 2011. | 256,068 | | | |
| e From 2012. | 234,469 | | | |
| f Total of lines 3a through e. | 1,296,590 | | | |
| 4 Qualifying distributions for 2013 from Part XII, line 4 ▶ \$ 295,645 | | | | |
| a Applied to 2012, but not more than line 2a | | | 0 | |
| b Applied to undistributed income of prior years (Election required—see instructions). | | 0 | | |
| c Treated as distributions out of corpus (Election required—see instructions). | 0 | | | |
| d Applied to 2013 distributable amount. | | | | 86,778 |
| e Remaining amount distributed out of corpus | 208,867 | | | |
| 5 Excess distributions carryover applied to 2013 (If an amount appears in column (d), the same amount must be shown in column (a).) | 0 | | | 0 |
| 6 Enter the net total of each column as indicated below: | | | | |
| a Corpus Add lines 3f, 4c, and 4e Subtract line 5 | 1,505,457 | | | |
| b Prior years' undistributed income Subtract line 4b from line 2b. | | 0 | | |
| c Enter the amount of prior years' undistributed income for which a notice of deficiency has been issued, or on which the section 4942(a) tax has been previously assessed. | | 0 | | |
| d Subtract line 6c from line 6b Taxable amount—see instructions | | 0 | | |
| e Undistributed income for 2012 Subtract line 4a from line 2a Taxable amount—see instructions | | | 0 | |
| f Undistributed income for 2013 Subtract lines 4d and 5 from line 1 This amount must be distributed in 2014 | | | | 0 |
| 7 Amounts treated as distributions out of corpus to satisfy requirements imposed by section 170(b)(1)(F) or 4942(g)(3) (see instructions). | 0 | | | |
| 8 Excess distributions carryover from 2008 not applied on line 5 or line 7 (see instructions). . . | 350,725 | | | |
| 9 Excess distributions carryover to 2014. Subtract lines 7 and 8 from line 6a | 1,154,732 | | | |
| 10 Analysis of line 9 | | | | |
| a Excess from 2009. . . . | 217,978 | | | |
| b Excess from 2010. . . . | 237,350 | | | |
| c Excess from 2011. . . . | 256,068 | | | |
| d Excess from 2012. . . . | 234,469 | | | |
| e Excess from 2013. . . . | 208,867 | | | |

Part XIV

4942(j)(3) or 4942(j)(5)

3 Complete 3a, b, or c for the alternative test relied upon

a "Assets" alternative test—enter

(1) Value of all assets

(2) Value of assets qualifying under section 4942(j)(3)(B)(i)

b "Endowment" alternative test— enter 2/3 of minimum investment return shown in Part X, line 6 for each year listed. . . .

c "Support" alternative test—enter

(1) Total support other than gross investment income (interest, dividends, rents, payments on securities loans (section 512(a)(5)), or royalties)

(2) Support from general public and 5 or more exempt organizations as provided in section 4942(j)(3)(B)(iii).

(3) Largest amount of support from an exempt organization

(4) Gross investment income

Part XV

1

See Additional Data Table

• List any managers of the foundation who own 10% or more of the stock of a corporation (or an equally large portion of the ownership of a partnership or other entity) of which the foundation has a 10% or greater interest

2

Check here ☒ if the foundation only makes contributions to preselected charitable organizations and does not accept unsolicited requests for funds. If the foundation makes gifts, grants, etc. (see instructions) to individuals or organizations under other conditions, complete items 2a, b, c, and d.

a The name, address, and telephone number of the person to whom applications should be addressed

b The form in which applications should be submitted and information and materials they should include

c Any submission deadlines

d Any restrictions or limitations on awards, such as by geographical areas, charitable fields, kinds of institutions, or other factors

Part XV

Supplementary Information (continued)

3 Grants and Contributions Paid During the Year or Approved for Future Payment

| Recipient | If recipient is an individual, show any relationship to any foundation manager or substantial contributor | Foundation status of recipient | Purpose of grant or contribution | Amount |
|---|---|--------------------------------|----------------------------------|---------|
| Name and address (home or business) | | | | |
| a Paid during the year See Additional Data Table | | | | |
| Total | | | 3a | 244,206 |
| b Approved for future payment | | | | |
| Total | | | 3b | 0 |

Enter gross amounts unless otherwise indicated

Part XVI-B Relationship of Activities to the Accomplishment of Exempt Purposes

Form **990-PF** (2013)

Form 990PF Part IV - Capital Gains and Losses for Tax on Investment Income - Columns a - d

| (a) List and describe the kind(s) of property sold (e g , real estate, 2-story brick warehouse, or common stock, 200 shs MLC Co) | (b) How acquired P—Purchase D—Donation | (c) Date acquired (mo , day, yr) | (d) Date sold (mo , day, yr) |
|---|--|--------------------------------------|----------------------------------|
| 600 SHS ACTIVISION BLIZZARD | P | 2009-11-11 | 2013-08-01 |
| 125 SHS BED BATH & BEYOND INC | P | 2008-01-24 | 2013-07-17 |
| 100 SHS BOEING CO | P | 2009-08-31 | 2013-07-19 |
| 500 SHS COVANTA HOLDING CORPORATION | P | 2010-01-11 | 2013-06-04 |
| 700 SHS COVANTA HOLDING CORPORATION | P | 2010-01-11 | 2013-10-22 |
| 800 SHS COVANTA HOLDING CORPORATION | P | 2010-09-28 | 2013-10-22 |
| 100 SHS ECOLAB INC | P | 2009-05-19 | 2013-03-20 |
| 75 SHS ECOLAB INC | P | 2009-05-19 | 2013-06-04 |
| 200 SHS ECOLAB INC | P | 2009-05-19 | 2013-06-14 |
| 100 SHS HANESBRANDS INC | P | 2011-12-12 | 2013-07-25 |
| 400 SHS HCA HOLDINGS INC | P | 2011-03-10 | 2013-10-21 |
| 200 SHS HENRY SCHEIN INC | P | 2009-12-02 | 2013-04-03 |
| 200 SHS JPMORGAN CHASE & CO | P | 2008-06-11 | 2013-06-04 |
| 900 SHS MCDERMOTT INTERNATIONAL INC | P | 2011-09-29 | 2013-05-01 |
| 50 SHS MICROSOFT CORP | P | 2009-05-12 | 2013-02-27 |
| 400 SHS MICROSOFT CORP | P | 2009-05-12 | 2013-05-09 |
| 200 SHS NIELSEN HOLDINGS N V US LISTED | P | 2011-06-23 | 2013-12-09 |
| 250 SHS OMNICOM GROUP INC | P | 2010-02-08 | 2013-07-18 |
| 75 SHS RANGE RESOURCES CORP | P | 2010-07-29 | 2013-08-05 |
| 300 SHS RAYTHEON CO COM | P | 2011-12-07 | 2013-01-11 |
| 50 SHS RAYTHEON CO COM | P | 2012-03-06 | 2013-01-11 |
| 200 SHS SEALED AIR CORP NEW | P | 2011-09-29 | 2013-08-02 |
| 100 SHS THERMO FISHER SCIENTIFIC INC | P | 2005-04-27 | 2013-02-21 |
| 100 SHS THERMO FISHER SCIENTIFIC INC | P | 2005-04-27 | 2013-02-27 |
| 100 SHS ACCENTURE PLC IRELAND SHS CLASS A | P | 2008-02-28 | 2013-01-03 |
| 50 SHS ACCENTURE PLC IRELAND SHS CLASS A | P | 2008-02-28 | 2013-04-03 |
| 200 SHS AMERICAN WTR WKS CO INC NEW COM | P | 2009-12-04 | 2013-02-11 |
| 50 SHS AMERIPRISE FINL INC COM | P | 2008-06-12 | 2013-05-30 |
| 100 SHS BOB EVANS FARMS INC COM | P | 2012-10-31 | 2013-12-10 |
| 50 SHS CHEVRON CORP NEW COM | P | 2002-10-09 | 2013-05-30 |

Form 990PF Part IV - Capital Gains and Losses for Tax on Investment Income - Columns a - d

| (a) List and describe the kind(s) of property sold (e g , real estate, 2-story brick warehouse, or common stock, 200 shs MLC Co) | (b) How acquired P—Purchase D—Donation | (c) Date acquired (mo , day, yr) | (d) Date sold (mo , day, yr) |
|---|--|--------------------------------------|----------------------------------|
| 100 SHS COLGATE PALMOLIVE CO COM | P | 2011-06-20 | 2013-12-10 |
| 10000 SHS COMMONWEALTH EDISON CO | P | 2007-03-16 | 2013-01-03 |
| 150 SHS DELUXE CORP COM | P | 2010-10-08 | 2013-12-10 |
| 150 SHS DELUXE CORP COM | P | 2010-10-08 | 2013-02-11 |
| 100 SHS DEVON ENERGY CORP NEW COM | P | 2012-01-18 | 2013-05-30 |
| 50 SHS DIAGEO P L C SPON ADR NEW | P | 2010-10-08 | 2013-05-30 |
| 200 SHS DOUGLAS DYNAMICS INC COM | P | 2011-05-19 | 2013-07-10 |
| 100 SHS EASTGROUP PPTY INC COM | P | 2010-10-08 | 2013-10-23 |
| 100 SHS EMERSON ELEC CO COM | P | 2010-10-08 | 2013-12-10 |
| 400 SHS FIRST NIAGARA FINL GP INC COM | P | 2009-10-06 | 2013-09-13 |
| 25000 SHS GEORGE WASHINGTON UNIV D C | P | 2008-02-29 | 2013-03-18 |
| 100 SHS HALLIBURTON CO COM | P | 2008-12-18 | 2013-07-10 |
| 50 SHS HOME DEPOT INC COM | P | 2009-11-30 | 2013-09-13 |
| 200 SHS HORACE MANN EDUCATORS CORP NEW COM | P | 2012-01-12 | 2013-12-10 |
| 150 SHS IBERIABANK CORP COM | P | 2010-10-08 | 2013-05-30 |
| 50 SHS IBERIABANK CORP COM | P | 2010-10-08 | 2013-05-31 |
| 50 SHS JOHNSON & JOHNSON COM | P | 2012-02-09 | 2013-10-23 |
| 50 SHS LANCASTER COLONY CORP COM | P | 2010-10-08 | 2013-05-30 |
| 150 SHS LANDAUER INC COM | P | 2012-01-27 | 2013-08-29 |
| 100 SHS MARSH & MCLENNAN COS INC COM | P | 2008-04-21 | 2013-05-30 |
| 140 SHS MERCK & CO INC NEW COM | P | 2005-08-31 | 2013-10-23 |
| 150 SHS MERCK & CO INC NEW COM | P | 2005-08-31 | 2013-02-11 |
| 50 SHS MERCK & CO INC NEW COM | P | 2005-08-31 | 2013-09-13 |
| 50 SHS MERCK & CO INC NEW COM | P | 2010-11-30 | 2013-02-11 |
| 100 SHS MICROSOFT CORP COM | P | 2011-03-17 | 2013-07-10 |
| 100 SHS MICROSOFT CORP COM | P | 2011-03-17 | 2013-09-13 |
| 100 SHS NORTHERN TR CORP COM | P | 2010-01-08 | 2013-05-30 |
| 50 SHS NORTHERN TR CORP COM | P | 2010-01-08 | 2013-08-29 |
| 50 SHS NORTHERN TR CORP COM | P | 2011-10-25 | 2013-08-29 |
| 300 SHS ORACLE CORP COM | P | 2010-10-08 | 2013-06-17 |

Form 990PF Part IV - Capital Gains and Losses for Tax on Investment Income - Columns a - d

| (a) List and describe the kind(s) of property sold (e g , real estate, 2-story brick warehouse, or common stock, 200 shs MLC Co) | (b) How acquired P—Purchase D—Donation | (c) Date acquired (mo , day, yr) | (d) Date sold (mo , day, yr) |
|---|--|--------------------------------------|----------------------------------|
| 100 SHS PEPSICO INC COM | P | 2010-09-07 | 2013-01-03 |
| 70 SHS PEPSICO INC COM | P | 2011-09-01 | 2013-08-01 |
| 50 SHS PEPSICO INC COM | P | 2010-09-07 | 2013-08-01 |
| 120 SHS PORTLAND GEN ELEC CO COM NEW | P | 2010-10-08 | 2013-05-30 |
| 80 SHS PORTLAND GEN ELEC CO COM NEW | P | 2011-01-28 | 2013-05-30 |
| 50 SHS PPG INDS INC COM | P | 2010-10-08 | 2013-09-13 |
| 50 SHS PPG INDS INC COM | P | 2010-10-08 | 2013-02-11 |
| 100 SHS SENSIENT TECHNOLOGIES CORP COM | P | 2010-10-08 | 2013-05-30 |
| 50 SHS SMUCKER J M CO COM NEW | P | 2008-11-19 | 2013-05-30 |
| 200 SHS SONOCO PRODS CO COM | P | 2006-06-16 | 2013-10-23 |
| 100 SHS UIL HLDG CORP COM | P | 2006-06-16 | 2013-07-10 |
| 100 SHS VERIZON COMMUNICATIONS INC COM | P | 2000-01-14 | 2013-07-10 |
| 200 SHS WEST PHARMACEUTICAL SVSC INC COM | P | 2011-01-28 | 2013-10-23 |

Form 990PF Part IV - Capital Gains and Losses for Tax on Investment Income - Columns e - h

| (e) Gross sales price | (f) Depreciation allowed (or allowable) | (g) Cost or other basis plus expense of sale | (h) Gain or (loss) (e) plus (f) minus (g) |
|-----------------------|--|---|--|
| 10,842 | | 6,732 | 4,110 |
| 9,425 | | 3,798 | 5,627 |
| 10,690 | | 4,936 | 5,754 |
| 10,310 | | 8,956 | 1,354 |
| 14,408 | | 12,492 | 1,916 |
| 16,466 | | 11,899 | 4,567 |
| 7,941 | | 3,678 | 4,263 |
| 6,415 | | 2,758 | 3,657 |
| 16,779 | | 7,355 | 9,424 |
| 5,853 | | 2,295 | 3,558 |
| 19,067 | | 12,456 | 6,611 |
| 18,468 | | 10,137 | 8,331 |
| 11,145 | | 7,546 | 3,599 |
| 9,281 | | 10,938 | -1,657 |
| 1,371 | | 986 | 385 |
| 13,104 | | 7,888 | 5,216 |
| 8,710 | | 5,983 | 2,727 |
| 16,511 | | 8,824 | 7,687 |
| 6,123 | | 2,871 | 3,252 |
| 17,403 | | 13,779 | 3,624 |
| 2,901 | | 2,544 | 357 |
| 6,011 | | 3,476 | 2,535 |
| 7,214 | | 2,479 | 4,735 |
| 7,302 | | 2,479 | 4,823 |
| 6,882 | | 25,000 | -18,118 |
| 3,827 | | 9,592 | -5,765 |
| 7,790 | | 8,415 | -625 |
| 4,132 | | 4,040 | 92 |
| 5,191 | | 3,770 | 1,421 |
| 6,243 | | 6,165 | 78 |

Form 990PF Part IV - Capital Gains and Losses for Tax on Investment Income - Columns e - h

| (e) Gross sales price | (f) Depreciation allowed (or allowable) | (g) Cost or other basis plus expense of sale | (h) Gain or (loss) (e) plus (f) minus (g) |
|-----------------------|--|---|--|
| 6,541 | | 4,364 | 2,177 |
| 12,747 | | 7,764 | 4,983 |
| 7,653 | | 2,968 | 4,685 |
| 5,610 | | 8,595 | -2,985 |
| 5,805 | | 3,770 | 2,035 |
| 5,974 | | 6,598 | -624 |
| 2,805 | | 3,641 | -836 |
| 6,432 | | 5,359 | 1,073 |
| 6,749 | | 4,413 | 2,336 |
| 4,100 | | 3,938 | 162 |
| 25,000 | | 3,937 | 21,063 |
| 4,423 | | 1,723 | 2,700 |
| 3,763 | | 4,220 | -457 |
| 6,130 | | 3,038 | 3,092 |
| 7,770 | | 3,543 | 4,227 |
| 2,601 | | 4,530 | -1,929 |
| 4,592 | | 5,234 | -642 |
| 4,135 | | 6,432 | -2,297 |
| 7,081 | | 2,968 | 4,113 |
| 4,052 | | 3,787 | 265 |
| 6,513 | | 2,016 | 4,497 |
| 6,198 | | 5,044 | 1,154 |
| 2,387 | | 3,252 | -865 |
| 2,066 | | 1,743 | 323 |
| 3,462 | | 3,299 | 163 |
| 3,289 | | 3,159 | 130 |
| 5,875 | | 2,438 | 3,437 |
| 2,754 | | 2,248 | 506 |
| 2,754 | | 5,231 | -2,477 |
| 10,320 | | 2,766 | 7,554 |

Form 990PF Part IV - Capital Gains and Losses for Tax on Investment Income - Columns e - h

| (e) Gross sales price | (f) Depreciation allowed (or allowable) | (g) Cost or other basis plus expense of sale | (h) Gain or (loss) (e) plus (f) minus (g) |
|-----------------------|--|---|--|
| 6,914 | | 3,350 | 3,564 |
| 5,877 | | 1,820 | 4,057 |
| 4,198 | | 1,353 | 2,845 |
| 3,684 | | 2,483 | 1,201 |
| 2,456 | | 2,503 | -47 |
| 8,124 | | 2,503 | 5,621 |
| 6,935 | | 3,038 | 3,897 |
| 4,166 | | 2,617 | 1,549 |
| 5,129 | | 1,997 | 3,132 |
| 8,056 | | 2,588 | 5,468 |
| 3,894 | | 1,803 | 2,091 |
| 5,089 | | 1,407 | 3,682 |
| 9,246 | | 1,730 | 7,516 |

Form 990PF Part IV - Capital Gains and Losses for Tax on Investment Income - Columns i - l

| Complete only for assets showing gain in column (h) and owned by the foundation on 12/31/69 | | | (l) Gains (Col (h) gain minus col (k), but not less than -0-) or Losses (from col (h)) |
|---|-----------------------------------|--|--|
| (i) F M V as of 12/31/69 | (j) Adjusted basis as of 12/31/69 | (k) Excess of col (i) over col (j), if any | |
| | | | 4,110 |
| | | | 5,627 |
| | | | 5,754 |
| | | | 1,354 |
| | | | 1,916 |
| | | | 4,567 |
| | | | 4,263 |
| | | | 3,657 |
| | | | 9,424 |
| | | | 3,558 |
| | | | 6,611 |
| | | | 8,331 |
| | | | 3,599 |
| | | | -1,657 |
| | | | 385 |
| | | | 5,216 |
| | | | 2,727 |
| | | | 7,687 |
| | | | 3,252 |
| | | | 3,624 |
| | | | 357 |
| | | | 2,535 |
| | | | 4,735 |
| | | | 4,823 |
| | | | -18,118 |
| | | | -5,765 |
| | | | -625 |
| | | | 92 |
| | | | 1,421 |
| | | | 78 |

Form 990PF Part IV - Capital Gains and Losses for Tax on Investment Income - Columns i - l

| Complete only for assets showing gain in column (h) and owned by the foundation on 12/31/69 | | | (l) Gains (Col (h) gain minus col (k), but not less than -0-) or Losses (from col (h)) |
|---|-----------------------------------|--|--|
| (i) F M V as of 12/31/69 | (j) Adjusted basis as of 12/31/69 | (k) Excess of col (i) over col (j), if any | |
| | | | 2,177 |
| | | | 4,983 |
| | | | 4,685 |
| | | | -2,985 |
| | | | 2,035 |
| | | | -624 |
| | | | -836 |
| | | | 1,073 |
| | | | 2,336 |
| | | | 162 |
| | | | 21,063 |
| | | | 2,700 |
| | | | -457 |
| | | | 3,092 |
| | | | 4,227 |
| | | | -1,929 |
| | | | -642 |
| | | | -2,297 |
| | | | 4,113 |
| | | | 265 |
| | | | 4,497 |
| | | | 1,154 |
| | | | -865 |
| | | | 323 |
| | | | 163 |
| | | | 130 |
| | | | 3,437 |
| | | | 506 |
| | | | -2,477 |
| | | | 7,554 |

Form 990PF Part IV - Capital Gains and Losses for Tax on Investment Income - Columns i - l

| Complete only for assets showing gain in column (h) and owned by the foundation on 12/31/69 | | | (l) Gains (Col (h) gain minus col (k), but not less than -0-) or Losses (from col (h)) |
|---|-----------------------------------|--|--|
| (i) F M V as of 12/31/69 | (j) Adjusted basis as of 12/31/69 | (k) Excess of col (i) over col (j), if any | |
| | | | 3,564 |
| | | | 4,057 |
| | | | 2,845 |
| | | | 1,201 |
| | | | -47 |
| | | | 5,621 |
| | | | 3,897 |
| | | | 1,549 |
| | | | 3,132 |
| | | | 5,468 |
| | | | 2,091 |
| | | | 3,682 |
| | | | 7,516 |


Form 990PF Part XV Line 1a - List any managers of the foundation who have contributed more than 2% of the total contributions received by the foundation before the close of any tax year (but only if they have contributed more than \$5,000).

| |
|------------------|
| RABBI J KREITMAN |
| ROBERT E FISCHER |
| STANLEY T MILLER |


Form 990PF Part XV Line 3 - Grants and Contributions Paid During the Year or Approved for Future Payment

| Recipient | If recipient is an individual, show any relationship to any foundation manager or substantial contributor | Foundation status of recipient | Purpose of grant or contribution | Amount |
|---|---|--------------------------------|----------------------------------|---------|
| Name and address (home or business) | | | | |
| a <i>Paid during the year</i> | | | | |
| ALBERT EINSTEIN COLLEGE OF MEDICINE 1300 MORRIS PARK AVENUE BRONX,NY 10461 | NONE | PC | HEALTH | 3,000 |
| ALZHEIMER'S ASSOCIATION 225 N MICHIGAN AVE FL 17 CHICAGO,IL 60601 | NONE | PC | HEALTH | 150 |
| AMERICAN CANCER SOCIETY 250 WILLIAMS STREET NW ATLANTA,GA 30303 | NONE | PC | HEALTH | 300 |
| AMERICAN FRIENDSOF THEISRAELPHILHARMONICORCHESTRA 122 EAST 42ND STREET SUITE 4507 NEWYORK,NY 10168 | NONE | PC | ART | 2,500 |
| AMERICAN FRIENDS OF HEBREW UNIVERSITY INC ONE BATTERY PARK PLAZA NEWYORK,NY 10004 | NONE | PC | EDUCATION | 1,000 |
| AMERICAN FRIENDS OF ISRAEL MUSEUM 500 FIFTH AVENUE SUITE 2540 NEWYORK,NY 10110 | NONE | PC | ART | 2,500 |
| AMERICAN FRIENDS OF NEVE HANNA INC 136 EAST 39TH STREET NEWYORK,NY 10016 | NONE | PC | SOCIAL | 61,000 |
| AMERICAN JEWISH COMMITTEE 165 E 56TH ST NEWYORK,NY 10022 | NONE | PC | RELIGIOUS | 500 |
| AMERICAN MUSEUM OF NATURAL HISTORY CENTRAL PARK WEST AT 79TH STREET NEWYORK,NY 10024 | NONE | PC | ART | 95 |
| AMERICAN RED CROSS 2025 E STREET NW WASHINGTON,DC 20008 | NONE | PC | SOCIAL | 10,000 |
| BOCA RATON MUSEUM OF ART 501 PLAZA REAL MIZNER PARK BOCA RATON,FL 33432 | NONE | PC | ART | 150 |
| BOCA RATON REGIONAL HOSPITAL INC 800 MEADOWS ROAD BOCA RATON,FL 33486 | NONE | PC | HEALTH | 1,000 |
| CANCER RESEARCH FOUNDATION 3354 N PAULINA ST SUITE 208 CHICAGO,IL 60657 | NONE | PC | HEALTH | 100 |
| CENTRAL OHIO DIABETES ASSOCIATION 1100 DENNISON AVE COLUMBUS,OH 43201 | NONE | PC | HEALTH | 5,000 |
| CENTRAL PARK CONSERVANCY 14 EAST 60TH STREET NEWYORK,NY 10022 | NONE | PC | SOCIAL | 100 |
| Total ▶ 3a | | | | 244,206 |


Form 990PF Part XV Line 3 - Grants and Contributions Paid During the Year or Approved for Future Payment

| Recipient | If recipient is an individual, show any relationship to any foundation manager or substantial contributor | Foundation status of recipient | Purpose of grant or contribution | Amount |
|--|---|--------------------------------|----------------------------------|---------|
| Name and address (home or business) | | | | |
| a Paid during the year | | | | |
| CENTRAL SYNAGOGUE 123 EAST 55TH STREET NEWYORK,NY 10022 | NONE | PC | RELIGIOUS | 7,680 |
| CHILDREN'S HEARING INSTITUTE 380 SECOND AVENUE 9TH FLOOR NEWYORK,NY 10010 | NONE | PC | HEALTH | 500 |
| CITY MEALS ON WHEELS 355 LEXINGTON AVE 3RD FLOOR NEWYORK,NY 10017 | NONE | PC | SOCIAL | 100 |
| CONGREGATION RODEPH SHOLOM 7 WEST 83RD STREET NEWYORK,NY 10024 | NONE | PC | RELIGIOUS | 100 |
| CROHN'S & COLITIS FOUNDATION 8031 WEST CENTER ROAD OMAHA,NE 68124 | NONE | PC | HEALTH | 1,000 |
| DALTON SCHOOLS INC 108 EAST 89TH STREET NEWYORK,NY 10128 | NONE | PC | EDUCATION | 500 |
| DONALD KAUFMAN MD CHARITABLE TRUST (CO MASSACHUSETTS GENERAL HOSPITAL) 55 FRUIT STREET BOSTON,MA 02114 | NONE | PC | HEALTH | 100 |
| DOROS MEDICAL ASSISTANCE FUND INC 1318 AVENUE J BROOKLYN,NY 11230 | NONE | PC | HEALTH | 1,000 |
| DYSAUTONOMIA FOUNDATION 315 W 39TH ST SUITE 701 NEWYORK,NY 10018 | NONE | PC | HEALTH | 250 |
| EDUCATIONAL ALLIANCE 197 EAST BROADWAY NEWYORK,NY 10002 | NONE | PC | SOCIAL | 5,000 |
| EINSTEIN COLLEGE OF MEDICINE 500 W 185TH STREET NEWYORK,NY 10033 | NONE | PC | HEALTH | 2,025 |
| FERD & GLADY'S ALPERT JEWISH FAMILY & CHILDRENS SERVICE 5841 CORPORATE WAY SUITE 200 WEST PALM BEACH,FL 33407 | NONE | PC | SOCIAL | 1,360 |
| FUND FOR PARK AVENUE 445 PARK AVENUE SUITE 1000 NEWYORK,NY 10022 | NONE | PC | SOCIAL | 200 |
| GRAND STREET SETTLEMENT 80 PITT STREET NEWYORK,NY 10002 | NONE | PC | SOCIAL | 100 |
| GREYSTON FOUNDATION 21 PARK AVENUE YONKERS,NY 10703 | NONE | PC | GENERAL | 400 |
| Total  3a | | | | 244,206 |


Form 990PF Part XV Line 3 - Grants and Contributions Paid During the Year or Approved for Future Payment

| Recipient | If recipient is an individual, show any relationship to any foundation manager or substantial contributor | Foundation status of recipient | Purpose of grant or contribution | Amount |
|--|---|--------------------------------|----------------------------------|---------|
| Name and address (home or business) | | | | |
| a Paid during the year | | | | |
| HYDE LEADERSHIP CHARTER SCHOOL 730 BRYANT AVENUE BRONX,NY 10474 | NONE | PC | EDUCATION | 250 |
| ISRAEL GUIDE DOG CENTER FOR THE BLIND 968 EASTON RD SUITE H WARRINGTON,PA 18976 | NONE | PC | HEALTH | 1,000 |
| JEWISH COMMUNITY CENTER 334 AMSTERDAM AVE NEW YORK,NY 10023 | NONE | PC | SOCIAL | 500 |
| JEWISH COMMUNITY CENTER OF THE GREATER PALM BEACHES 8500 JOG ROAD BOYNTON BEACH,FL 33472 | NONE | PC | SOCIAL | 11,680 |
| JEWISH HOSPICE & CHAPLAINEY NETWORK 6555 W MAPLE ROAD WEST BLOOMFIELD,MI 48322 | NONE | PC | HEALTH | 150 |
| JEWISH MUSEUM 1109 5TH AVE NEW YORK,NY 10128 | NONE | PC | GENERAL | 1,500 |
| LAWYERS FOR CHILDREN 110 LAFAYETTE STREET NEW YORK,NY 10013 | NONE | PC | SOCIAL | 500 |
| LYMPHOMA RESEARCH FOUNDATION 115 BROADWAY SUITE 1301 NEW YORK,NY 10006 | NONE | PC | HEALTH | 29,750 |
| MAKE A WISH FOUNDATION 4742 N 24TH STREET SUITE 400 PHOENIX,AZ 85016 | NONE | PC | SOCIAL | 200 |
| MARC LUSTGARTEN PANCREATIC CANCER FOUNDATION 1111 STEWART AVENUE BETHPAGE,NY 11714 | NONE | PC | HEALTH | 250 |
| MAYO CLINIC 13400 E SHEA BLVD SCOTTSDALE,AZ 85259 | NONE | PC | HEALTH | 1,000 |
| METROPOLIS CC FOUNDATION 289 DOBBS FERRY ROAD WHITE PLAINS,NY 10607 | NONE | PC | SOCIAL | 250 |
| METROPOLITAN MUSEUM OF ART 1000 FIFTH AVENUE NEW YORK,NY 10028 | NONE | PC | ART | 550 |
| MORSELIFE 4847 FRED GLADSTONE DR WEST PALM BEACH,FL 33417 | NONE | PC | HEALTH | 350 |
| MT SINAI HOSPITAL ONE GUSTAVE L LEVY PLACE NEW YORK,NY 10029 | NONE | PC | HEALTH | 1,800 |
| Total  3a | | | | 244,206 |

Form 990PF Part XV Line 3 - Grants and Contributions Paid During the Year or Approved for Future Payment

| Recipient | If recipient is an individual, show any relationship to any foundation manager or substantial contributor | Foundation status of recipient | Purpose of grant or contribution | Amount |
|--|---|--------------------------------|----------------------------------|---------|
| Name and address (home or business) | | | | |
| a Paid during the year | | | | |
| MUSEUM OF MODERN ART 11 WEST 53 STREET NEW YORK, NY 10019 | NONE | PC | ART | 360 |
| NIAP 164 FLOWER HILL RD HALESITE, NY 11743 | NONE | PC | GENERAL | 1,000 |
| NEW YORK BOARD OF RABBIS 136 EAST 39TH STREET FOURTH FLOOR NEW YORK, NY 10016 | NONE | PC | RELIGIOUS | 2,000 |
| NEW YORK CITY BALLET 20 LINCOLN CENTER PLAZA NEW YORK, NY 10023 | NONE | PC | ART | 4,500 |
| NEW YORK CITY COLLEGE OF TECHNOLOGY FOUNDATION INC 300 JAY STREET BROOKLYN, NY 11201 | NONE | PC | EDUCATION | 500 |
| NORTH SHORE ANIMAL LEAGUE 25 DAVIS AVENUE PORT WASHINGTON, NY 11050 | NONE | PC | HEALTH | 250 |
| OHALEI TORAH 667 EASTERN PARKWAY BROOKLYN, NY 11213 | NONE | PC | RELIGIOUS | 6,000 |
| PALEY CENTER FOR MEDIA 25 WEST 52 STREET NEW YORK, NY 10019 | NONE | PC | EDUCATION | 50 |
| RAYMOND F KRAVIS CENTER FOR THE PERFORMING ARTS INC 701 OKEECHOBEE BLVD WEST PALM BEACH, FL 33401 | NONE | PC | ART | 2,000 |
| SCHECHTER SCHOOL OF LI 1 BARBARA LANE JERICHO, NY 11753 | NONE | PC | EDUCATION | 15,000 |
| SOUTHERN POVERTY LAW CENTER 400 WASHINGTON AVE MONTGOMERY, AL 36104 | NONE | PC | GENERAL | 100 |
| STANLEY M ISAACS NEIGHBORHOOD CENTER 415 E 93RD STREET NEW YORK, NY 10128 | NONE | PC | SOCIAL | 1,000 |
| THE COMMUNITY SYNAGOGUE 160 MIDDLE NECK ROAD PORT WASHINGTON, NY 11050 | NONE | PC | RELIGIOUS | 14,400 |
| THE HARMONIE PRESERVATION FOUNDATION 4 EAST 60TH STREET NEW YORK, NY 10022 | NONE | PC | HISTORICAL PRESERVATION | 2,500 |
| THE SCHECHTER INSTITUTES INC 2300 COMPUTER AVE NO D-18 WILLOW GROVE, PA 19090 | NONE | PC | EDUCATION | 5,000 |
| Total  3a | | | | 244,206 |

Form 990PF Part XV Line 3 - Grants and Contributions Paid During the Year or Approved for Future Payment

| Recipient | If recipient is an individual, show any relationship to any foundation manager or substantial contributor | Foundation status of recipient | Purpose of grant or contribution | Amount |
|--|---|--------------------------------|----------------------------------|---------|
| Name and address (home or business) | | | | |
| a <i>Paid during the year</i> | | | | |
| THE SHELTER CONNECTION PO BOX 226 GREENVALE,NY 11548 | NONE | PC | GENERAL | 250 |
| THIRTEEN 825 EIGHTH AVENUE NEW YORK,NY 10019 | NONE | PC | SOCIAL | 100 |
| US FUND FOR UNICEF 125 MAIDEN LANE NEW YORK,NY 10038 | NONE | PC | SOCIAL | 2,500 |
| UJA - FEDERATION 130 EAST 59TH STREET NEW YORK,NY 10022 | NONE | PC | SOCIAL | 10,000 |
| UNITED STATESHOLOCAUST MEMORIALMUSEUM 100 RAOUL WALLENBERG PL SW WASHINGTON,DC 20024 | NONE | PC | SOCIAL | 600 |
| UNIVERSITY OF MICHIGAN HILLEL 1429 HILL STREET ANN ARBOR,MI 48104 | NONE | PC | EDUCATION | 200 |
| WINSTON PREPARATORY SCHOOL 126 W 17TH STREET NEW YORK,NY 10011 | NONE | PC | EDUCATION | 10,500 |
| WNYC 160 VARICK ST NEW YORK,NY 10013 | NONE | PC | SOCIAL | 36 |
| WOMEN IN NEED 115 W 31ST STREET 7TH FLOOR NEW YORK,NY 10001 | NONE | PC | SOCIAL | 20 |
| WOMEN'S RABBINIC NETWORK 355 LEXINGTON AVENUE NEW YORK,NY 10017 | NONE | PC | SOCIAL | 500 |
| WOUNDED WARRIOR PROJECT 4899 BELFORT ROAD SUITE 300 JACKSONVILLE,FL 32256 | NONE | PC | HEALTH | 5,000 |
| WPBT 2 14901 NE 20TH AVENUE MIAMI,FL 33181 | NONE | PC | SOCIAL | 400 |
| YALE LAW SCHOOL 127 WALL STREET NEW HAVEN,CT 06511 | NONE | PC | EDUCATION | 2,000 |
| Total  3a | | | | 244,206 |

TY 2013 Accounting Fees Schedule

Name: THE GLORIA & SIDNEY DANZIGER FOUNDATION
C/O COZEN O'CONNER

EIN: 13-6124448

| Category | Amount | Net Investment Income | Adjusted Net Income | Disbursements for Charitable Purposes |
|-----------------|--------|--------------------------|------------------------|---|
| ACCOUNTING FEES | 12,635 | 1,000 | | 11,635 |

TY 2013 Investments Corporate Bonds Schedule

Name: THE GLORIA & SIDNEY DANZIGER FOUNDATION
C/O COZEN O'CONNER

EIN: 13-6124448

| Name of Bond | End of Year Book Value | End of Year Fair Market Value |
|-----------------------|------------------------|-------------------------------|
| SEE ATTACHED SCHEDULE | 53,132 | 55,901 |

**TY 2013 Investments Corporate
Stock Schedule**

Name: THE GLORIA & SIDNEY DANZIGER FOUNDATION
C/O COZEN O'CONNER
EIN: 13-6124448

| Name of Stock | End of Year Book Value | End of Year Fair Market Value |
|-----------------------|------------------------|-------------------------------|
| SEE ATTACHED SCHEDULE | 996,344 | 1,624,821 |

TY 2013 Investments Government Obligations Schedule

Name: THE GLORIA & SIDNEY DANZIGER FOUNDATION
C/O COZEN O'CONNER

EIN: 13-6124448

| | |
|---|--------|
| US Government Securities - End of Year Book Value: | 90,603 |
| US Government Securities - End of Year Fair Market Value: | 90,577 |
| State & Local Government Securities - End of Year Book Value: | 31,221 |
| State & Local Government Securities - End of Year Fair Market Value: | 31,853 |

TY 2013 Legal Fees Schedule**Name:** THE GLORIA & SIDNEY DANZIGER FOUNDATION

C/O COZEN O'CONNER

EIN: 13-6124448

| Category | Amount | Net Investment Income | Adjusted Net Income | Disbursements for Charitable Purposes |
|------------|--------|--------------------------|------------------------|---|
| LEGAL FEES | 17,568 | 1,500 | | 16,068 |

TY 2013 Other Expenses Schedule

Name: THE GLORIA & SIDNEY DANZIGER FOUNDATION
C/O COZEN O'CONNER

EIN: 13-6124448

| Description | Revenue and Expenses per Books | Net Investment Income | Adjusted Net Income | Disbursements for Charitable Purposes |
|--------------|-----------------------------------|--------------------------|---------------------|--|
| BANK CHARGES | 572 | 286 | | 286 |

TY 2013 Other Professional Fees Schedule

Name: THE GLORIA & SIDNEY DANZIGER FOUNDATION
C/O COZEN O'CONNER

EIN: 13-6124448

| Category | Amount | Net Investment Income | Adjusted Net Income | Disbursements for Charitable Purposes |
|--------------------------|--------|--------------------------|------------------------|---|
| INVESTMENT ADVISORY FEES | 22,587 | 22,587 | | 0 |

THE GLORIA AND SIDNEY DANZIGER FOUNDATION, INC.

EIN: 13-6124448

SCHEDULE OF INVESTMENTS - INCOME TAX BASIS

December 31, 2013

Form 990-PF, Part II, Lines 10a, 10b and 10c

| <u>Shs</u> | <u>Security</u> | <u>Cost</u> | <u>Market Value</u> |
|----------------|-------------------------------------|-------------|---------------------|
| Stocks: | | | |
| 1500 | ABB LTD | 10,886 | 39,840 |
| 300 | ABBOTT LABS COM | 11,159 | 11,499 |
| 100 | ACCENTURE PLC IRELAND SHS CLASS A | 3,641 | 8,222 |
| 2100 | ACTIVISION BLIZZARD INC | 23,211 | 37,443 |
| 150 | AETNA INC NEW | 10,340 | 10,289 |
| 200 | AMERICAN WTR WKS CO INC NEW COM | 4,291 | 8,452 |
| 150 | AMERIPRISE FINL INC COM | 6,745 | 17,257 |
| 50 | APPLE INC | 22,173 | 28,051 |
| 200 | ATMOS ENERGY CORP COM | 7,055 | 9,084 |
| 100 | BAXTER INTL INC COM | 7,141 | 6,955 |
| 375 | BED BATH & BEYOND INC | 11,393 | 30,113 |
| 300 | BERKSHIRE HATHAWAY INC DEL CL B | 26,191 | 35,568 |
| 50 | BLACKROCK INC COM | 8,552 | 15,823 |
| 50 | BOB EVANS FARMS INC COM | 1,894 | 2,529 |
| 400 | BOEING CO | 20,437 | 54,596 |
| 600 | CARDINAL HEALTH INC | 27,945 | 40,086 |
| 300 | CARPENTER TECHNOLOGY CORP | 14,014 | 18,660 |
| 900 | CENOVUS ENERGY INC | 22,013 | 25,785 |
| 100 | CHEVRON CORP NEW COM | 3,446 | 12,491 |
| 200 | CINEMARK HOLDINGS INC COM | 6,251 | 6,666 |
| 200 | CLECO CORP NEW COM | 8,666 | 9,324 |
| 100 | COLGATE PALMOLIVE CO COM | 4,413 | 6,521 |
| 1100 | CONAGRA FOODS INC | 24,434 | 37,070 |
| 650 | CSX CORP | 14,255 | 18,701 |
| 200 | DELUXE CORP COM | 3,958 | 10,438 |
| 100 | DEVON ENERGY CORP NEW COM | 6,432 | 6,187 |
| 50 | DIAGEO P L C SPON ADR NEW | 3,543 | 6,621 |
| 200 | DIEBOLD INC COM | 5,974 | 6,602 |
| 600 | DOUGLAS DYNAMICS INC COM | 8,609 | 10,092 |
| 150 | DU PONT E I DE NEMOURS & CO COM | 8,506 | 9,745 |
| 400 | E M C CORP MASS COM | 9,987 | 10,060 |
| 150 | EASTGROUP PPTY INC COM | 5,905 | 8,689 |
| 100 | EMERSON ELEC CO COM | 5,359 | 7,018 |
| 100 | EOG RES INC COM | 9,034 | 16,784 |
| 300 | FIDELITY NATIONAL FINANCIAL IN CL A | 6,785 | 9,735 |
| 600 | FIRST NIAGARA FINL GP INC COM | 7,846 | 6,372 |
| 700 | FIRSTMERIT CORP COM | 8,147 | 15,561 |
| 100 | GALLAGHER ARTHUR J & CO COM | 4,772 | 4,693 |

THE GLORIA AND SIDNEY DANZIGER FOUNDATION, INC.
SCHEDULE OF INVESTMENTS - INCOME TAX BASIS (CONTINUED)
December 31, 2013

| <u>Shs</u> | <u>Security</u> | <u>Cost</u> | <u>Market Value</u> |
|------------|--------------------------------------|-------------|---------------------|
| 350 | GENERAL ELECTRIC CO COM | 7,262 | 9,810 |
| 200 | GREIF INC CL A | 12,168 | 10,480 |
| 250 | HALLIBURTON CO COM | 4,358 | 12,687 |
| 500 | HANESBRANDS INC | 11,474 | 35,135 |
| 800 | HCA HOLDINGS INC | 24,298 | 38,168 |
| 250 | HENRY SCHEIN INC | 12,671 | 28,565 |
| 700 | HERTZ GLOBAL HLDGS INC | 15,621 | 20,034 |
| 600 | HILL ROM HOLDINGS INC COM | 19,525 | 24,804 |
| 250 | HILLENBRAND INC COM | 7,252 | 7,355 |
| 100 | HOME DEPOT INC COM | 2,707 | 8,234 |
| 300 | HORACE MANN EDUCATORS CORP NEW COM | 4,558 | 9,462 |
| 500 | HYATT HOTELS CORP CL A | 18,308 | 24,730 |
| 100 | IBERLABANK CORP COM | 5,176 | 6,285 |
| 150 | INGREDION INC COM | 10,558 | 10,269 |
| 300 | INTEL CORP COM | 5,526 | 7,786 |
| 200 | INTERNATIONAL BUSINESS MACHINES CORP | 4,916 | 37,514 |
| 150 | JOHNSON & JOHNSON COM | 5,713 | 13,738 |
| 800 | JPMORGAN CHASE & CO | 30,201 | 46,784 |
| 266 | KRAFT FOODS GROUP INC | 9,264 | 14,340 |
| 150 | LANCASTER COLONY CORP COM | 7,315 | 13,222 |
| 320 | MARSH & MCLENNAN COS INC COM | 8,852 | 15,475 |
| 850 | MATTEL INC | 22,748 | 40,443 |
| 300 | MICROSOFT CORP | 9,497 | 11,223 |
| 250 | MICROSOFT CORP COM | 6,258 | 9,352 |
| 220 | MID-AMER APT CMNTYS INC COM | 13,227 | 13,363 |
| 300 | MINE SAFETY APPLIANCES CO COM | 8,106 | 15,363 |
| 800 | MONDELEZ INTERNATIONAL INC | 17,136 | 28,240 |
| 550 | NATIONAL FUEL GAS CO | 22,322 | 39,270 |
| 1000 | NIELSEN HOLDINGS N V US LISTED | 29,398 | 45,890 |
| 450 | OMNICOM GROUP INC | 17,149 | 33,467 |
| 250 | PACWEST BANCORP DEL COM | 6,578 | 10,555 |
| 1800 | PFIZER INC | 30,416 | 55,134 |
| 330 | PORTLAND GEN ELEC CO COM NEW | 6,828 | 9,966 |
| 125 | PROCTER & GAMBLE CO | 8,595 | 10,176 |
| 425 | RANGE RESOURCES CORP | 15,719 | 35,832 |
| 300 | RAYTHEON CO COM | 15,262 | 27,210 |
| 100 | ROCKWELL AUTOMATION INC | 5,800 | 11,816 |
| 400 | SCHLUMBERGER LTD | 22,541 | 36,044 |
| 200 | SCOTTS MIRACLE GRO CO | 8,000 | 12,444 |
| 1000 | SEALED AIR CORP NEW | 17,775 | 34,050 |
| 350 | SEAWORLD ENTERTAINMENT INC COM | 11,199 | 10,070 |
| 250 | SENSIENT TECHNOLOGIES CORP COM | 7,897 | 12,130 |
| 100 | SMUCKER J M CO COM NEW | 4,032 | 10,362 |

THE GLORIA AND SIDNEY DANZIGER FOUNDATION, INC.
SCHEDULE OF INVESTMENTS - INCOME TAX BASIS (CONTINUED)
December 31, 2013

| <u>Shs</u> | <u>Security</u> | <u>Cost</u> | <u>Market Value</u> |
|-------------------------------------|----------------------------------|----------------------------|----------------------------|
| 110 | SONOCO PRODS CO COM | 3,391 | 4,589 |
| 150 | STRYKER CORP COM | 8,619 | 11,271 |
| 200 | TAL INTL GROUP INC COM | 6,340 | 11,470 |
| 350 | TEXAS INSTRS INC COM | 9,065 | 15,368 |
| 150 | TIFFANY & CO NEW COM | 8,426 | 13,917 |
| 250 | UIL HLDG CORP COM | 8,375 | 9,687 |
| 100 | UNITED PARCEL SERVICE INC CL B | 7,813 | 10,508 |
| 230 | VERIZON COMMUNICATIONS INC COM | 10,666 | 11,302 |
| 200 | WEST PHARMACEUTICAL SVSC INC COM | 4,040 | 9,812 |
| <u>116,529</u> | TOTAL STOCKS | <u>996,344</u> | <u>1,624,821</u> |
| U.S. Government obligations: | | | |
| 15,000 | FINANCING CORPORATION | 20,284 | 19,875 |
| 20,000 | UNITED STATES TREAS BDS | 25,387 | 27,025 |
| 9,000 | UNITED STATES TREAS BDS | 12,459 | 11,094 |
| 20,000 | UNITED STATES TREAS NTS | 20,123 | 20,466 |
| 10,000 | UNITED STATES TREAS NTS | 12,350 | 12,117 |
| <u>74,000</u> | TOTAL US GOVERNMENT OBLIGATIONS | <u>90,603</u> | <u>90,577</u> |
| Municipal bonds: | | | |
| 30,000 | WISCONSIN ST GEN FD ANNUAL APP | 31,221 | 31,853 |
| <u>30,000</u> | TOTAL MUNICIPAL BONDS | <u>31,221</u> | <u>31,853</u> |
| | TOTAL US AND STATE OBLIGATIONS | <u>121,824</u> | <u>122,430</u> |
| Corporate Bonds: | | | |
| 5,000 | BEAR STEARNS COS INC | 5,813 | 5,803 |
| 5,000 | EQT CORP | 5,805 | 6,066 |
| 10,000 | NATIONAL RURAL UTILS COOP FIN | 11,722 | 11,141 |
| 10,000 | NORFOLK SOUTHERN CORP | 12,259 | 12,698 |
| 15,000 | WAL-MART STORES INC | 17,533 | 20,193 |
| <u>45,000</u> | TOTAL CORPORATE BONDS | <u>53,132</u> | <u>55,901</u> |
| | TOTAL INVESTMENTS | <u><u>\$ 1,171,300</u></u> | <u><u>\$ 1,803,152</u></u> |