



See a Social Security Number? Say Something!
Report Privacy Problems to <https://public.resource.org/privacy>
Or call the IRS Identity Theft Hotline at 1-800-908-4490



Return of Private Foundation

2013


Department of the Treasury Internal Revenue Service

or Section 4947(a)(1) Trust Treated as Private Foundation Do not enter Social Security numbers on this form as it may be made public. Information about Form 990-PF and its separate instructions is at www.irs.gov/form990pf

Open to Public Inspection

For calendar year 2013 or tax year beginning , 2013, and ending , 20

Name of foundation: H M BLACKMER FOUNDATION INC. A00823004
Employer identification number: 13-6097357
Telephone number: 866-888-5157
City or town, state or province, country, and ZIP or foreign postal code: CHICAGO, IL 60603
Check type of organization: Section 501(c)(3) exempt private foundation
Fair market value of all assets at end of year: \$ 2,867,587
Accounting method: Cash



POSTMARK U.S. MAY 07 2014

Part I Analysis of Revenue and Expenses (The total of amounts in columns (b), (c), and (d) may not necessarily equal the amounts in column (a) (see instructions))

Table with 5 columns: (a) Revenue and expenses per books, (b) Net investment income, (c) Adjusted net income, (d) Disbursements for charitable purposes (cash basis only). Rows include Revenue (1-12) and Operating and Administrative Expenses (13-26).

SCANNED MAY 19 2014

Handwritten signature/initials

Part II Balance Sheets		Attached schedules and amounts in the description column should be for end-of-year amounts only (See instructions)			
		Beginning of year (a) Book Value	End of year (b) Book Value (c) Fair Market Value		
Assets	1	Cash - non-interest-bearing			
	2	Savings and temporary cash investments	114,436.	68,932.	68,932.
	3	Accounts receivable ▶ Less: allowance for doubtful accounts ▶			
	4	Pledges receivable ▶ Less: allowance for doubtful accounts ▶			
	5	Grants receivable			
	6	Receivables due from officers, directors, trustees, and other disqualified persons (attach schedule) (see instructions)			
	7	Other notes and loans receivable (attach schedule) ▶ Less: allowance for doubtful accounts ▶			NONE
	8	Inventories for sale or use			
	9	Prepaid expenses and deferred charges			
	10 a	Investments - U S and state government obligations(attach schedule).			
	b	Investments - corporate stock (attach schedule)	1,598,643.	1,711,356.	2,164,799.
	c	Investments - corporate bonds (attach schedule).	274,764.	253,720.	254,049.
	11	Investments - land, buildings, and equipment: basis Less: accumulated depreciation (attach schedule) ▶			
	12	Investments - mortgage loans			
	13	Investments - other (attach schedule)	368,495.	387,095.	379,807.
	14	Land, buildings, and equipment basis Less: accumulated depreciation (attach schedule) ▶			
15	Other assets (describe ▶)				
16	Total assets (to be completed by all filers - see the instructions Also, see page 1, item I)	2,356,338.	2,421,103.	2,867,587.	
Liabilities	17	Accounts payable and accrued expenses			
	18	Grants payable			
	19	Deferred revenue			
	20	Loans from officers, directors, trustees, and other disqualified persons			
	21	Mortgages and other notes payable (attach schedule)			
22	Other liabilities (describe ▶)				
23	Total liabilities (add lines 17 through 22)			NONE	
Net Assets or Fund Balances	Foundations that follow SFAS 117, check here ▶ <input type="checkbox"/> and complete lines 24 through 26 and lines 30 and 31.				
	24	Unrestricted			
	25	Temporarily restricted			
	26	Permanently restricted			
	Foundations that do not follow SFAS 117, . . . ▶ <input checked="" type="checkbox"/> check here and complete lines 27 through 31.				
	27	Capital stock, trust principal, or current funds	2,356,338.	2,421,103.	
	28	Paid-in or capital surplus, or land, bldg, and equipment fund			
29	Retained earnings, accumulated income, endowment, or other funds				
30	Total net assets or fund balances (see instructions)	2,356,338.	2,421,103.		
31	Total liabilities and net assets/fund balances (see instructions)	2,356,338.	2,421,103.		

Part III Analysis of Changes in Net Assets or Fund Balances		
1	Total net assets or fund balances at beginning of year - Part II, column (a), line 30 (must agree with end-of-year figure reported on prior year's return)	1 2,356,338.
2	Enter amount from Part I, line 27a	2 64,765.
3	Other increases not included in line 2 (itemize) ▶	3
4	Add lines 1, 2, and 3	4 2,421,103.
5	Decreases not included in line 2 (itemize) ▶	5
6	Total net assets or fund balances at end of year (line 4 minus line 5) - Part II, column (b), line 30	6 2,421,103.

Part IV Capital Gains and Losses for Tax on Investment Income

(a) List and describe the kind(s) of property sold (e.g., real estate, 2-story brick warehouse; or common stock, 200 shs MLC Co)				(b) How acquired P - Purchase D - Donation	(c) Date acquired (mo, day, yr)	(d) Date sold (mo, day, yr)
1a PUBLICLY TRADED SECURITIES						
b						
c						
d						
e						
(e) Gross sales price	(f) Depreciation allowed (or allowable)	(g) Cost or other basis plus expense of sale	(h) Gain or (loss) (e) plus (f) minus (g)			
a 934,543.		795,422.	139,121.			
b						
c						
d						
e						
Complete only for assets showing gain in column (h) and owned by the foundation on 12/31/69			(i) Gains (Col (h) gain minus col. (k), but not less than -0- or Losses (from col (h))			
(i) FM.V. as of 12/31/69	(j) Adjusted basis as of 12/31/69	(k) Excess of col (i) over col (j), if any				
a			139,121.			
b						
c						
d						
e						
2 Capital gain net income or (net capital loss)				2	139,121.	
{ If gain, also enter in Part I, line 7 If (loss), enter -0- in Part I, line 7 }						
3 Net short-term capital gain or (loss) as defined in sections 1222(5) and (6):				3		
If gain, also enter in Part I, line 8, column (c) (see instructions). If (loss), enter -0- in Part I, line 8						

Part V Qualification Under Section 4940(e) for Reduced Tax on Net Investment Income

(For optional use by domestic private foundations subject to the section 4940(a) tax on net investment income.)

If section 4940(d)(2) applies, leave this part blank.

Was the foundation liable for the section 4942 tax on the distributable amount of any year in the base period? Yes No
 If "Yes," the foundation does not qualify under section 4940(e) Do not complete this part.

1 Enter the appropriate amount in each column for each year; see the instructions before making any entries.

(a) Base period years Calendar year (or tax year beginning in)	(b) Adjusted qualifying distributions	(c) Net value of noncharitable-use assets	(d) Distribution ratio (col (b) divided by col (c))
2012	96,276.	2,414,398.	0.039876
2011	117,987.	2,440,515.	0.048345
2010	91,653.	2,380,294.	0.038505
2009	115,333.	2,163,108.	0.053318
2008	161,602.	2,580,298.	0.062629
2 Total of line 1, column (d)			0.242673
3 Average distribution ratio for the 5-year base period - divide the total on line 2 by 5, or by the number of years the foundation has been in existence if less than 5 years			0.048535
4 Enter the net value of noncharitable-use assets for 2013 from Part X, line 5		2,636,006.	
5 Multiply line 4 by line 3			127,939.
6 Enter 1% of net investment income (1% of Part I, line 27b)			1,667.
7 Add lines 5 and 6			129,606.
8 Enter qualifying distributions from Part XII, line 4			99,262.

If line 8 is equal to or greater than line 7, check the box in Part VI, line 1b, and complete that part using a 1% tax rate. See the Part VI instructions.

Part VI Excise Tax Based on Investment Income (Section 4940(a), 4940(b), 4940(e), or 4948 - see instructions)

1a	Exempt operating foundations described in section 4940(d)(2), check here <input type="checkbox"/> and enter "N/A" on line 1 Date of ruling or determination letter _____ (attach copy of letter if necessary - see instructions)			
b	Domestic foundations that meet the section 4940(e) requirements in Part V, check here <input type="checkbox"/> and enter 1% of Part I, line 27b	}	1	
c	All other domestic foundations enter 2% of line 27b. Exempt foreign organizations enter 4% of Part I, line 12, col. (b)			3,333.
2	Tax under section 511 (domestic section 4947(a)(1) trusts and taxable foundations only Others enter -0-)			2
3	Add lines 1 and 2	3	3,333.	
4	Subtitle A (income) tax (domestic section 4947(a)(1) trusts and taxable foundations only. Others enter -0-)	4	NONE	
5	Tax based on investment income. Subtract line 4 from line 3. If zero or less, enter -0-	5	3,333.	
6	Credits/Payments			
a	2013 estimated tax payments and 2012 overpayment credited to 2013	6a	1,928.	
b	Exempt foreign organizations - tax withheld at source	6b	NONE	
c	Tax paid with application for extension of time to file (Form 8868)	6c	NONE	
d	Backup withholding erroneously withheld	6d		
7	Total credits and payments. Add lines 6a through 6d	7	1,928.	
8	Enter any penalty for underpayment of estimated tax. Check here <input type="checkbox"/> if Form 2220 is attached	8		
9	Tax due. If the total of lines 5 and 8 is more than line 7, enter amount owed	9	1,405.	
10	Overpayment. If line 7 is more than the total of lines 5 and 8, enter the amount overpaid	10		
11	Enter the amount of line 10 to be Credited to 2014 estimated tax <input type="checkbox"/> NONE Refunded <input type="checkbox"/>	11		

Part VII-A Statements Regarding Activities

	Yes	No
1a During the tax year, did the foundation attempt to influence any national, state, or local legislation or did it participate or intervene in any political campaign?		X
1b Did it spend more than \$100 during the year (either directly or indirectly) for political purposes (see Instructions for the definition)? <i>If the answer is "Yes" to 1a or 1b, attach a detailed description of the activities and copies of any materials published or distributed by the foundation in connection with the activities</i>		X
1c Did the foundation file Form 1120-POL for this year?		X
d Enter the amount (if any) of tax on political expenditures (section 4955) imposed during the year: (1) On the foundation <input type="checkbox"/> \$ _____ (2) On foundation managers. <input type="checkbox"/> \$ _____		
e Enter the reimbursement (if any) paid by the foundation during the year for political expenditure tax imposed on foundation managers <input type="checkbox"/> \$ _____		
2 Has the foundation engaged in any activities that have not previously been reported to the IRS? <i>If "Yes," attach a detailed description of the activities.</i>		X
3 Has the foundation made any changes, not previously reported to the IRS, in its governing instrument, articles of incorporation, or bylaws, or other similar instruments? <i>If "Yes," attach a conformed copy of the changes</i>		X
4a Did the foundation have unrelated business gross income of \$1,000 or more during the year?		X
4b If "Yes," has it filed a tax return on Form 990-T for this year?		
5 Was there a liquidation, termination, dissolution, or substantial contraction during the year? <i>If "Yes," attach the statement required by General Instruction T.</i>		X
6 Are the requirements of section 508(e) (relating to sections 4941 through 4945) satisfied either: • By language in the governing instrument, or • By state legislation that effectively amends the governing instrument so that no mandatory directions that conflict with the state law remain in the governing instrument?	X	
7 Did the foundation have at least \$5,000 in assets at any time during the year? <i>If "Yes," complete Part II, col. (c), and Part XV</i>	X	
8a Enter the states to which the foundation reports or with which it is registered (see instructions) <input type="checkbox"/> SC		
8b If the answer is "Yes" to line 7, has the foundation furnished a copy of Form 990-PF to the Attorney General (or designate) of each state as required by <i>General Instruction G</i> ? <i>If "No," attach explanation.</i>	X	
9 Is the foundation claiming status as a private operating foundation within the meaning of section 4942(j)(3) or 4942(j)(5) for calendar year 2013 or the taxable year beginning in 2013 (see instructions for Part XIV)? <i>If "Yes," complete Part XIV.</i>		X
10 Did any persons become substantial contributors during the tax year? <i>If "Yes," attach a schedule listing their names and addresses.</i>		X

Part VII-A Statements Regarding Activities (continued)

11 At any time during the year, did the foundation, directly or indirectly, own a controlled entity within the meaning of section 512(b)(13)? If "Yes," attach schedule (see instructions). 11 X
12 Did the foundation make a distribution to a donor advised fund over which the foundation or a disqualified person had advisory privileges? If "Yes," attach statement (see instructions) 12 X
13 Did the foundation comply with the public inspection requirements for its annual returns and exemption application? 13 X
Website address N/A
14 The books are in care of JPMORGAN CHASE BANK, NA Telephone no. (866) 888-5157
Located at 10 S DEARBORN IL1-0117, CHICAGO, IL ZIP+4 60603
15 Section 4947(a)(1) nonexempt charitable trusts filing Form 990-PF in lieu of Form 1041 - Check here 15
16 At any time during calendar year 2013, did the foundation have an interest in or a signature or other authority over a bank, securities, or other financial account in a foreign country? 16 Yes No X
See the instructions for exceptions and filing requirements for Form TD F 90-22.1. If "Yes," enter the name of the foreign country

Part VII-B Statements Regarding Activities for Which Form 4720 May Be Required

File Form 4720 if any item is checked in the "Yes" column, unless an exception applies.

1a During the year did the foundation (either directly or indirectly):
(1) Engage in the sale or exchange, or leasing of property with a disqualified person? Yes X No
(2) Borrow money from, lend money to, or otherwise extend credit to (or accept it from) a disqualified person? Yes X No
(3) Furnish goods, services, or facilities to (or accept them from) a disqualified person? Yes X No
(4) Pay compensation to, or pay or reimburse the expenses of, a disqualified person? Yes X No
(5) Transfer any income or assets to a disqualified person (or make any of either available for the benefit or use of a disqualified person)? Yes X No
(6) Agree to pay money or property to a government official? (Exception. Check "No" if the foundation agreed to make a grant to or to employ the official for a period after termination of government service, if terminating within 90 days) Yes X No
b If any answer is "Yes" to 1a(1)-(6), did any of the acts fail to qualify under the exceptions described in Regulations section 53.4941(d)-3 or in a current notice regarding disaster assistance (see instructions)? 1b
Organizations relying on a current notice regarding disaster assistance check here
c Did the foundation engage in a prior year in any of the acts described in 1a, other than excepted acts, that were not corrected before the first day of the tax year beginning in 2013? 1c X
2 Taxes on failure to distribute income (section 4942) (does not apply for years the foundation was a private operating foundation defined in section 4942(j)(3) or 4942(j)(5)):
a At the end of tax year 2013, did the foundation have any undistributed income (lines 6d and 6e, Part XIII) for tax year(s) beginning before 2013? Yes X No
If "Yes," list the years
b Are there any years listed in 2a for which the foundation is not applying the provisions of section 4942(a)(2) (relating to incorrect valuation of assets) to the year's undistributed income? (If applying section 4942(a)(2) to all years listed, answer "No" and attach statement - see instructions) 2b X
c If the provisions of section 4942(a)(2) are being applied to any of the years listed in 2a, list the years here.
3a Did the foundation hold more than a 2% direct or indirect interest in any business enterprise at any time during the year? Yes X No
b If "Yes," did it have excess business holdings in 2013 as a result of (1) any purchase by the foundation or disqualified persons after May 26, 1969; (2) the lapse of the 5-year period (or longer period approved by the Commissioner under section 4943(c)(7)) to dispose of holdings acquired by gift or bequest; or (3) the lapse of the 10-, 15-, or 20-year first phase holding period? (Use Schedule C, Form 4720, to determine if the foundation had excess business holdings in 2013) 3b
4a Did the foundation invest during the year any amount in a manner that would jeopardize its charitable purposes? 4a X
b Did the foundation make any investment in a prior year (but after December 31, 1969) that could jeopardize its charitable purpose that had not been removed from jeopardy before the first day of the tax year beginning in 2013? 4b X

Part VII-B Statements Regarding Activities for Which Form 4720 May Be Required (continued)

5a During the year did the foundation pay or incur any amount to:

(1) Carry on propaganda, or otherwise attempt to influence legislation (section 4945(e))? Yes No

(2) Influence the outcome of any specific public election (see section 4955), or to carry on, directly or indirectly, any voter registration drive? Yes No

(3) Provide a grant to an individual for travel, study, or other similar purposes? Yes No

(4) Provide a grant to an organization other than a charitable, etc., organization described in section 509(a)(1), (2), or (3), or section 4940(d)(2)? (see instructions) Yes No

(5) Provide for any purpose other than religious, charitable, scientific, literary, or educational purposes, or for the prevention of cruelty to children or animals? Yes No

b If any answer is "Yes" to 5a(1)-(5), did any of the transactions fail to qualify under the exceptions described in Regulations section 53.4945 or in a current notice regarding disaster assistance (see instructions)? **5b**

Organizations relying on a current notice regarding disaster assistance check here

c If the answer is "Yes" to question 5a(4), does the foundation claim exemption from the tax because it maintained expenditure responsibility for the grant? Yes No
If "Yes," attach the statement required by Regulations section 53.4945-5(d).

6a Did the foundation, during the year, receive any funds, directly or indirectly, to pay premiums on a personal benefit contract? Yes No

b Did the foundation, during the year, pay premiums, directly or indirectly, on a personal benefit contract? Yes No **6b** X

If "Yes" to 6b, file Form 8870

7a At any time during the tax year, was the foundation a party to a prohibited tax shelter transaction? Yes No

b If "Yes," did the foundation receive any proceeds or have any net income attributable to the transaction? Yes No **7b**

Part VIII Information About Officers, Directors, Trustees, Foundation Managers, Highly Paid Employees, and Contractors

1 List all officers, directors, trustees, foundation managers and their compensation (see instructions).

(a) Name and address	(b) Title, and average hours per week devoted to position	(c) Compensation (If not paid, enter -0-)	(d) Contributions to employee benefit plans and deferred compensation	(e) Expense account, other allowances
MARGARET P. BLACKMER 4639 WILSON ROAD, MEGGETT, SC 29449	PRESIDENT ADN TR 1	-0-	-0-	-0-
MARGARET N. BLACKMER 1 GASDEN WAY, CHARLESTON, SC 29412	VP & TRUSTEE 5	-0-	-0-	-0-
JOHN H WARREN III 171 CHURCH ST, SUITE 340, CHARLESTON, SC 29401	SECRETARY 5	-0-	-0-	-0-
MAUREEN D DONOVAN 1155 AVENUE OF THE AMERICAS, NEW YORK, NY 10036	TRUSTEE 5	-0-	-0-	-0-

2 Compensation of five highest-paid employees (other than those included on line 1 - see instructions). If none, enter "NONE."

(a) Name and address of each employee paid more than \$50,000	(b) Title, and average hours per week devoted to position	(c) Compensation	(d) Contributions to employee benefit plans and deferred compensation	(e) Expense account, other allowances
NONE		NONE	NONE	NONE

Total number of other employees paid over \$50,000 **NONE**

Part VIII Information About Officers, Directors, Trustees, Foundation Managers, Highly Paid Employees, and Contractors (continued)

3 Five highest-paid independent contractors for professional services (see instructions). If none, enter "NONE."

(a) Name and address of each person paid more than \$50,000	(b) Type of service	(c) Compensation
NONE		NONE

Total number of others receiving over \$50,000 for professional services		NONE

Part IX-A Summary of Direct Charitable Activities

List the foundation's four largest direct charitable activities during the tax year. Include relevant statistical information such as the number of organizations and other beneficiaries served, conferences convened, research papers produced, etc.	Expenses
1 NONE	

2	

3	

4	

Part IX-B Summary of Program-Related Investments (see instructions)

Describe the two largest program-related investments made by the foundation during the tax year on lines 1 and 2.	Amount
1 NONE	

2	

All other program-related investments See instructions	
3 NONE	

Total. Add lines 1 through 3	

Part X Minimum Investment Return (All domestic foundations must complete this part. Foreign foundations, see instructions.)

1	Fair market value of assets not used (or held for use) directly in carrying out charitable, etc., purposes:		
a	Average monthly fair market value of securities	1a	2,618,374.
b	Average of monthly cash balances	1b	57,774.
c	Fair market value of all other assets (see instructions)	1c	NONE
d	Total (add lines 1a, b, and c)	1d	2,676,148.
e	Reduction claimed for blockage or other factors reported on lines 1a and 1c (attach detailed explanation)	1e	
2	Acquisition indebtedness applicable to line 1 assets	2	NONE
3	Subtract line 2 from line 1d	3	2,676,148.
4	Cash deemed held for charitable activities. Enter 1 1/2% of line 3 (for greater amount, see instructions)	4	40,142.
5	Net value of noncharitable-use assets. Subtract line 4 from line 3. Enter here and on Part V, line 4.	5	2,636,006.
6	Minimum investment return. Enter 5% of line 5	6	131,800.

Part XI Distributable Amount (see instructions) (Section 4942(j)(3) and (j)(5) private operating foundations and certain foreign organizations check here and do not complete this part.)

1	Minimum investment return from Part X, line 6	1	131,800.
2a	Tax on investment income for 2013 from Part VI, line 5	2a	3,333.
b	Income tax for 2013. (This does not include the tax from Part VI.)	2b	
c	Add lines 2a and 2b	2c	3,333.
3	Distributable amount before adjustments. Subtract line 2c from line 1.	3	128,467.
4	Recoveries of amounts treated as qualifying distributions	4	NONE
5	Add lines 3 and 4	5	128,467.
6	Deduction from distributable amount (see instructions)	6	NONE
7	Distributable amount as adjusted. Subtract line 6 from line 5. Enter here and on Part XIII, line 1.	7	128,467.

Part XII Qualifying Distributions (see instructions)

1	Amounts paid (including administrative expenses) to accomplish charitable, etc., purposes:		
a	Expenses, contributions, gifts, etc. - total from Part I, column (d), line 26	1a	99,262.
b	Program-related investments - total from Part IX-B	1b	
2	Amounts paid to acquire assets used (or held for use) directly in carrying out charitable, etc., purposes	2	NONE
3	Amounts set aside for specific charitable projects that satisfy the:		
a	Suitability test (prior IRS approval required)	3a	NONE
b	Cash distribution test (attach the required schedule)	3b	NONE
4	Qualifying distributions. Add lines 1a through 3b. Enter here and on Part V, line 8, and Part XIII, line 4.	4	99,262.
5	Foundations that qualify under section 4940(e) for the reduced rate of tax on net investment income. Enter 1% of Part I, line 27b (see instructions)	5	N/A
6	Adjusted qualifying distributions. Subtract line 5 from line 4	6	99,262.

Note. The amount on line 6 will be used in Part V, column (b), in subsequent years when calculating whether the foundation qualifies for the section 4940(e) reduction of tax in those years.

Part XIII Undistributed Income (see instructions)

	(a) Corpus	(b) Years prior to 2012	(c) 2012	(d) 2013
1 Distributable amount for 2013 from Part XI, line 7				128,467.
2 Undistributed income, if any, as of the end of 2013				
a Enter amount for 2012 only			NONE	
b Total for prior years 20 <u>11</u> , 20 <u> </u> , 20 <u> </u>		NONE		
3 Excess distributions carryover, if any, to 2013				
a From 2008	33,551.			
b From 2009	7,773.			
c From 2010	NONE			
d From 2011	NONE			
e From 2012	NONE			
f Total of lines 3a through e	41,324.			
4 Qualifying distributions for 2013 from Part XII, line 4: ▶ \$ <u>99,262.</u>				
a Applied to 2012, but not more than line 2a			NONE	
b Applied to undistributed income of prior years (Election required - see instructions)		NONE		
c Treated as distributions out of corpus (Election required - see instructions)	NONE			
d Applied to 2013 distributable amount				99,262.
e Remaining amount distributed out of corpus	NONE			
5 Excess distributions carryover applied to 2013 (If an amount appears in column (d), the same amount must be shown in column (a))	29,205.			29,205.
6 Enter the net total of each column as indicated below:				
a Corpus Add lines 3f, 4c, and 4e. Subtract line 5	12,119.			
b Prior years' undistributed income Subtract line 4b from line 2b		NONE		
c Enter the amount of prior years' undistributed income for which a notice of deficiency has been issued, or on which the section 4942(a) tax has been previously assessed		NONE		
d Subtract line 6c from line 6b. Taxable amount - see instructions		NONE		
e Undistributed income for 2012 Subtract line 4a from line 2a. Taxable amount - see instructions			NONE	
f Undistributed income for 2013. Subtract lines 4d and 5 from line 1. This amount must be distributed in 2014				
7 Amounts treated as distributions out of corpus to satisfy requirements imposed by section 170(b)(1)(F) or 4942(g)(3) (see instructions)	NONE			
8 Excess distributions carryover from 2008 not applied on line 5 or line 7 (see instructions)	4,346.			
9 Excess distributions carryover to 2014. Subtract lines 7 and 8 from line 6a	7,773.			
10 Analysis of line 9				
a Excess from 2009	7,773.			
b Excess from 2010	NONE			
c Excess from 2011	NONE			
d Excess from 2012	NONE			
e Excess from 2013	NONE			

Part XIV Private Operating Foundations (see instructions and Part VII-A, question 9)

NOT APPLICABLE

1 a If the foundation has received a ruling or determination letter that it is a private operating foundation, and the ruling is effective for 2013, enter the date of the ruling

b Check box to indicate whether the foundation is a private operating foundation described in section 4942(j)(3) or 4942(j)(5)

	Tax year				(e) Total
	(a) 2013	(b) 2012	(c) 2011	(d) 2010	
2 a Enter the lesser of the adjusted net income from Part I or the minimum investment return from Part X for each year listed					
b 85% of line 2a					
c Qualifying distributions from Part XII, line 4 for each year listed					
d Amounts included in line 2c not used directly for active conduct of exempt activities					
e Qualifying distributions made directly for active conduct of exempt activities Subtract line 2d from line 2c					
3 Complete 3a, b, or c for the alternative test relied upon					
a "Assets" alternative test - enter					
(1) Value of all assets					
(2) Value of assets qualifying under section 4942(j)(3)(B)(i).					
b "Endowment" alternative test - enter 2/3 of minimum investment return shown in Part X, line 6 for each year listed					
c "Support" alternative test - enter					
(1) Total support other than gross investment income (interest, dividends, rents, payments on securities loans (section 512(a)(5)), or royalties).					
(2) Support from general public and 5 or more exempt organizations as provided in section 4942(j)(3)(B)(iii).					
(3) Largest amount of support from an exempt organization.					
(4) Gross investment income					

Part XV Supplementary Information (Complete this part only if the foundation had \$5,000 or more in assets at any time during the year - see instructions.)

1 Information Regarding Foundation Managers:

a List any managers of the foundation who have contributed more than 2% of the total contributions received by the foundation before the close of any tax year (but only if they have contributed more than \$5,000). (See section 507(d)(2).)

N/A

b List any managers of the foundation who own 10% or more of the stock of a corporation (or an equally large portion of the ownership of a partnership or other entity) of which the foundation has a 10% or greater interest.

N/A

2 Information Regarding Contribution, Grant, Gift, Loan, Scholarship, etc., Programs:

Check here if the foundation only makes contributions to preselected charitable organizations and does not accept unsolicited requests for funds. If the foundation makes gifts, grants, etc. (see instructions) to individuals or organizations under other conditions, complete items 2a, b, c, and d.

a The name, address, and telephone number or e-mail address of the person to whom applications should be addressed:

b The form in which applications should be submitted and information and materials they should include:

c Any submission deadlines:

d Any restrictions or limitations on awards, such as by geographical areas, charitable fields, kinds of institutions, or other factors:

Part XV Supplementary Information (continued)

3 Grants and Contributions Paid During the Year or Approved for Future Payment

Recipient Name and address (home or business)	If recipient is an individual, show any relationship to any foundation manager or substantial contributor	Foundation status of recipient	Purpose of grant or contribution	Amount
<p>a Paid during the year</p> <p>SEE STATEMENT 11</p>				<p>93,500.</p>
Total ▶ 3a				93,500.
<p>b Approved for future payment</p>				
Total ▶ 3b				

Part XVI-A Analysis of Income-Producing Activities

Enter gross amounts unless otherwise indicated

Table with 5 main columns: (a) Business code, (b) Amount, (c) Exclusion code, (d) Amount, (e) Related or exempt function income. Rows include Program service revenue, Membership dues, Interest on savings, Dividends, Net rental income, Other investment income, Gain or loss from sales, and Subtotal.

Part XVI-B Relationship of Activities to the Accomplishment of Exempt Purposes

Table with 2 columns: Line No. and Explain below how each activity for which income is reported in column (e) of Part XVI-A contributed importantly to the accomplishment of the foundation's exempt purposes.

NOT APPLICABLE

FORM 990PF, PART I - OTHER INCOME
=====

DESCRIPTION -----	REVENUE AND EXPENSES PER BOOKS -----	NET INVESTMENT INCOME -----
OTHER INCOME	45.	45.
DEFERRED REVENUE	-646.	
	-----	-----
TOTALS	-601.	45.
	=====	=====

FORM 990PF, PART I - LEGAL FEES
=====

DESCRIPTION	REVENUE AND EXPENSES PER BOOKS	NET INVESTMENT INCOME	ADJUSTED NET INCOME	CHARITABLE PURPOSES
LEGAL FEES - PRINCIPAL (ALLOCA	3,807.			3,807.
TOTALS	3,807.	NONE	NONE	3,807.

FORM 990PF, PART I - ACCOUNTING FEES
=====

DESCRIPTION	REVENUE AND EXPENSES PER BOOKS	NET INVESTMENT INCOME	ADJUSTED NET INCOME	CHARITABLE PURPOSES
TAX PREPARATION FEE (NON-ALLOC	1,500.	750.		750.
TOTALS	1,500.	750.	NONE	750.

FORM 990PF, PART I - OTHER PROFESSIONAL FEES

=====

DESCRIPTION	REVENUE AND EXPENSES PER BOOKS	NET INVESTMENT INCOME
INVESTMENT MGMT FEES-SUBJECT T	10,039.	10,039.
TOTALS	10,039.	10,039.

FORM 990PF, PART I - TAXES
=====

DESCRIPTION	REVENUE AND EXPENSES PER BOOKS	NET INVESTMENT INCOME
FEDERAL TAX PAYMENT - PRIOR YE	2,000.	
FOREIGN TAXES ON QUALIFIED FOR	961.	961.
FOREIGN TAXES ON NONQUALIFIED	113.	113.
TOTALS	3,074.	1,074.

H M BLACKMER FOUNDATION INC. A00823004

13-6097357

FORM 990PF, PART I - OTHER EXPENSES
=====

DESCRIPTION -----	REVENUE AND EXPENSES PER BOOKS -----	CHARITABLE PURPOSES -----
OTHER EXPENSES	1,205.	1,205.
TOTALS	----- 1,205. =====	----- 1,205. =====

RECIPIENT NAME:

RURAL MISSION INC.
ADDRESS:

JOHNS ISLAND, SC

RELATIONSHIP:

NONE
PURPOSE OF GRANT:

GENERAL
FOUNDATION STATUS OF RECIPIENT:

PUBLIC
AMOUNT OF GRANT PAID 500.

RECIPIENT NAME:

SOUTHERN ENVIRONMENTAL LAW
ADDRESS:

CHARLOTTESVILLE, VA

RELATIONSHIP:

NONE
PURPOSE OF GRANT:

GENERAL
FOUNDATION STATUS OF RECIPIENT:

PUBLIC
AMOUNT OF GRANT PAID 2,000.

RECIPIENT NAME:

ACADEMY OF MOUNT SAINT URSULA
ADDRESS:

BRONX, NY

RELATIONSHIP:

NONE
PURPOSE OF GRANT:

GENERAL
FOUNDATION STATUS OF RECIPIENT:

PUBLIC
AMOUNT OF GRANT PAID 10,000.

RECIPIENT NAME:

ST BARNABAS HOSPITAL
ADDRESS:

BRONX, NY
RELATIONSHIP:

NONE
PURPOSE OF GRANT:
GENERAL

FOUNDATION STATUS OF RECIPIENT:
PUBLIC

AMOUNT OF GRANT PAID 4,000.

RECIPIENT NAME:

ASHLEY HALL SCHOOL
ADDRESS:

CHARLESTON, SC
RELATIONSHIP:

NONE
PURPOSE OF GRANT:
GENERAL

FOUNDATION STATUS OF RECIPIENT:
PUBLIC

AMOUNT OF GRANT PAID 10,000.

RECIPIENT NAME:

COASTAL CONSERVATION LEAGUE
ADDRESS:

COLUMBIA, SC
RELATIONSHIP:

NONE
PURPOSE OF GRANT:
GENERAL

FOUNDATION STATUS OF RECIPIENT:
PUBLIC

AMOUNT OF GRANT PAID 3,000.

=====

RECIPIENT NAME:

EPISCOPAL CHURCH HOME
ADDRESS:

CHARLESTON, SC

RELATIONSHIP:

NONE

PURPOSE OF GRANT:

GENERAL

FOUNDATION STATUS OF RECIPIENT:

PUBLIC

AMOUNT OF GRANT PAID 15,000.

RECIPIENT NAME:

GRACE EPISCOPAL CHURCH
ADDRESS:

CHARLESTON, SC

RELATIONSHIP:

NONE

PURPOSE OF GRANT:

GENERAL

FOUNDATION STATUS OF RECIPIENT:

PUBLIC

AMOUNT OF GRANT PAID 10,000.

RECIPIENT NAME:

LOWCOUNTRY OPEN LAND TRUST
ADDRESS:

CHARLESTON, SC

RELATIONSHIP:

NONE

PURPOSE OF GRANT:

GENERAL

FOUNDATION STATUS OF RECIPIENT:

PUBLIC

AMOUNT OF GRANT PAID 20,000.

RECIPIENT NAME:
CHARLESTON AREA THERAPEUTIC RIDING
ADDRESS:

JOHNS ISLAND, SC

RELATIONSHIP:

NONE

PURPOSE OF GRANT:

GENERAL

FOUNDATION STATUS OF RECIPIENT:

PUBLIC

AMOUNT OF GRANT PAID 13,000.

RECIPIENT NAME:
1925 MEGGETT FUND
ADDRESS:

MEGGETT, SC

RELATIONSHIP:

NONE

PURPOSE OF GRANT:

GENERAL

FOUNDATION STATUS OF RECIPIENT:

PUBLIC

AMOUNT OF GRANT PAID 1,000.

RECIPIENT NAME:
CHARLESTON SYMPHONY ORCHESTRA
ADDRESS:

CHARLESTON, SC

RELATIONSHIP:

NONE

PURPOSE OF GRANT:

GENERAL

FOUNDATION STATUS OF RECIPIENT:

PUBLIC

AMOUNT OF GRANT PAID 1,000.

RECIPIENT NAME:
CONSERVATION VOTERS OF SOUTH
CAROLINA

ADDRESS:

COLUMBIA, SC

RELATIONSHIP:

NONE

PURPOSE OF GRANT:

GENERAL

FOUNDATION STATUS OF RECIPIENT:

PUBLIC

AMOUNT OF GRANT PAID 1,000.

RECIPIENT NAME:
SOUTH CAROLINA ENVIRONMENTAL LAW
PROJECT

ADDRESS:

GEORGETOWN, SC

RELATIONSHIP:

NONE

PURPOSE OF GRANT:

GENERAL

FOUNDATION STATUS OF RECIPIENT:

PUBLIC

AMOUNT OF GRANT PAID 1,000.

RECIPIENT NAME:
ROPER ST. FRANCIS FOUNDATION

ADDRESS:

CHARLESTON, SC

RELATIONSHIP:

NONE

PURPOSE OF GRANT:

GENERAL

FOUNDATION STATUS OF RECIPIENT:

PUBLIC

AMOUNT OF GRANT PAID 2,000.

TOTAL GRANTS PAID: 93,500.

=====

**SCHEDULE D
(Form 1041)**

Department of the Treasury
Internal Revenue Service

Capital Gains and Losses

▶ Attach to Form 1041, Form 5227, or Form 990-T.
▶ Use Form 8949 to list your transactions for lines 1b, 2, 3, 8b, 9 and 10.
▶ Information about Schedule D and its separate instructions is at www.irs.gov/form1041

OMB No 1545-0092

2013

Name of estate or trust: **H M BLACKMER FOUNDATION INC. A00823004** Employer identification number: **13-6097357**

Note: Form 5227 filers need to complete only Parts I and II.

Part I Short-Term Capital Gains and Losses - Assets Held One Year or Less

See instructions for how to figure the amounts to enter on the lines below. This form may be easier to complete if you round off cents to whole dollars.	(d) Proceeds (sales price)	(e) Cost (or other basis)	(g) Adjustments to gain or loss from Form(s) 8949, Part I, line 2, column (g)	(h) Gain or (loss) Subtract column (e) from column (d) and combine the result with column (g)
1a Totals for all short-term transactions reported on Form 1099-B for which basis was reported to the IRS and for which you have no adjustments (see instructions). However, if you choose to report all these transactions on Form 8949, leave this line blank and go to line 1b				
1b Totals for all transactions reported on Form(s) 8949 with Box A checked				
2 Totals for all transactions reported on Form(s) 8949 with Box B checked				
3 Totals for all transactions reported on Form(s) 8949 with Box C checked	104,917.	111,420.		-6,503.
4 Short-term capital gain or (loss) from Forms 4684, 6252, 6781, and 8824				4
5 Net short-term gain or (loss) from partnerships, S corporations, and other estates or trusts				5
6 Short-term capital loss carryover. Enter the amount, if any, from line 9 of the 2012 Capital Loss Carryover Worksheet				6 ()
7 Net short-term capital gain or (loss). Combine lines 1a through 6 in column (h). Enter here and on line 17, column (3) on the back ▶				7 -6,503.

Part II Long-Term Capital Gains and Losses - Assets Held More Than One Year

See instructions for how to figure the amounts to enter on the lines below. This form may be easier to complete if you round off cents to whole dollars.	(d) Proceeds (sales price)	(e) Cost (or other basis)	(g) Adjustments to gain or loss from Form(s) 8949, Part II, line 2, column (g)	(h) Gain or (loss) Subtract column (e) from column (d) and combine the result with column (g)
8a Totals for all long-term transactions reported on Form 1099-B for which basis was reported to the IRS and for which you have no adjustments (see instructions). However, if you choose to report all these transactions on Form 8949, leave this line blank and go to line 8b				
8b Totals for all transactions reported on Form(s) 8949 with Box D checked				
9 Totals for all transactions reported on Form(s) 8949 with Box E checked				
10 Totals for all transactions reported on Form(s) 8949 with Box F checked	795,652.	684,002.		111,650.
11 Long-term capital gain or (loss) from Forms 2439, 4684, 6252, 6781, and 8824				11
12 Net long-term gain or (loss) from partnerships, S corporations, and other estates or trusts				12
13 Capital gain distributions				13 33,974.
14 Gain from Form 4797, Part I				14
15 Long-term capital loss carryover. Enter the amount, if any, from line 14 of the 2012 Capital Loss Carryover Worksheet				15 ()
16 Net long-term capital gain or (loss). Combine lines 8a through 15 in column (h). Enter here and on line 18a, column (3) on the back ▶				16 145,624.

For Paperwork Reduction Act Notice, see the Instructions for Form 1041.

Schedule D (Form 1041) 2013

JSA
3F1210 1 000

Part III Summary of Parts I and II		(1) Beneficiaries' (see instr.)	(2) Estate's or trust's	(3) Total
Caution: Read the instructions before completing this part.				
17	Net short-term gain or (loss)	17		-6,503.
18	Net long-term gain or (loss):			
	a Total for year	18a		145,624.
	b Unrecaptured section 1250 gain (see line 18 of the wrksht)	18b		
	c 28% rate gain	18c		24.
19	Total net gain or (loss). Combine lines 17 and 18a. ▶	19		139,121.

Note: If line 19, column (3), is a net gain, enter the gain on Form 1041, line 4 (or Form 990-T, Part I, line 4a) If lines 18a and 19, column (2), are net gains, go to Part V, and do not complete Part IV If line 19, column (3), is a net loss, complete Part IV and the **Capital Loss Carryover Worksheet**, as necessary

Part IV Capital Loss Limitation

20	Enter here and enter as a (loss) on Form 1041, line 4 (or Form 990-T, Part I, line 4c, if a trust), the smaller of:	20	()
	a The loss on line 19, column (3) or b \$3,000		

Note: If the loss on line 19, column (3), is more than \$3,000, or if Form 1041, page 1, line 22 (or Form 990-T, line 34), is a loss, complete the **Capital Loss Carryover Worksheet** in the instructions to figure your capital loss carryover.

Part V Tax Computation Using Maximum Capital Gains Rates

Form 1041 filers. Complete this part **only** if both lines 18a and 19 in column (2) are gains, or an amount is entered in Part I or Part II and there is an entry on Form 1041, line 2b(2), and Form 1041, line 22, is more than zero.

Caution: Skip this part and complete the **Schedule D Tax Worksheet** in the instructions if:

- Either line 18b, col. (2) or line 18c, col. (2) is more than zero, or
- Both Form 1041, line 2b(1), and Form 4952, line 4g are more than zero.

Form 990-T trusts. Complete this part **only** if both lines 18a and 19 are gains, or qualified dividends are included in income in Part I of Form 990-T, and Form 990-T, line 34, is more than zero. Skip this part and complete the **Schedule D Tax Worksheet** in the instructions if either line 18b, col. (2) or line 18c, col. (2) is more than zero

21	Enter taxable income from Form 1041, line 22 (or Form 990-T, line 34).	21		
22	Enter the smaller of line 18a or 19 in column (2) but not less than zero	22		
23	Enter the estate's or trust's qualified dividends from Form 1041, line 2b(2) (or enter the qualified dividends included in income in Part I of Form 990-T)	23		
24	Add lines 22 and 23	24		
25	If the estate or trust is filing Form 4952, enter the amount from line 4g; otherwise, enter -0- ▶	25		
26	Subtract line 25 from line 24. If zero or less, enter -0-	26		
27	Subtract line 26 from line 21. If zero or less, enter -0-	27		
28	Enter the smaller of the amount on line 21 or \$2,450	28		
29	Enter the smaller of the amount on line 27 or line 28	29		
30	Subtract line 29 from line 28. If zero or less, enter -0-. This amount is taxed at 0% ▶	30		
31	Enter the smaller of line 21 or line 26	31		
32	Subtract line 30 from line 26	32		
33	Enter the smaller of line 21 or \$11,950	33		
34	Add lines 27 and 30	34		
35	Subtract line 34 from line 33. If zero or less, enter -0-	35		
36	Enter the smaller of line 32 or line 35	36		
37	Multiply line 36 by 15%. ▶	37		
38	Enter the amount from line 31	38		
39	Add lines 30 and 36	39		
40	Subtract line 39 from line 38 If zero or less, enter -0-	40		
41	Multiply line 40 by 20% ▶	41		
42	Figure the tax on the amount on line 27. Use the 2013 Tax Rate Schedule for Estates and Trusts (see the Schedule G instructions in the instructions for Form 1041)	42		
43	Add lines 37, 41, and 42	43		
44	Figure the tax on the amount on line 21 Use the 2013 Tax Rate Schedule for Estates and Trusts (see the Schedule G instructions in the instructions for Form 1041)	44		
45	Tax on all taxable income. Enter the smaller of line 43 or line 44 here and on Form 1041, Schedule G, line 1a (or Form 990-T, line 36) ▶	45		

Name(s) shown on return (Name and SSN or taxpayer identification no not required if shown on other side)

Social security number or taxpayer identification number

H M BLACKMER FOUNDATION INC. A00823004

13-6097357

Most brokers issue their own substitute statement instead of using Form 1099-B. They also may provide basis information (usually your cost) to you on the statement even if it is not reported to the IRS. Before you check Box D, E, or F below, determine whether you received any statement(s) and, if so, the transactions for which basis was reported to the IRS. Brokers are required to report basis to the IRS for most stock you bought in 2011 or later

Part II Long-Term. Transactions involving capital assets you held more than one year are long term. For short-term transactions, see page 1.

Note. You may aggregate all long-term transactions reported on Form(s) 1099-B showing basis was reported to the IRS and for which no adjustments or codes are required. Enter the total directly on Schedule D, line 8a; you are not required to report these transactions on Form 8949 (see instructions).

You must check Box D, E, or F below. Check only one box. If more than one box applies for your long-term transactions, complete a separate Form 8949, page 2, for each applicable box. If you have more long-term transactions than will fit on this page for one or more of the boxes, complete as many forms with the same box checked as you need.

- (D) Long-term transactions reported on Form(s) 1099-B showing basis was reported to the IRS (see **Note** above)
- (E) Long-term transactions reported on Form(s) 1099-B showing basis was **not** reported to the IRS
- (F) Long-term transactions not reported to you on Form 1099-B

1	(a) Description of property (Example 100 sh. XYZ Co)	(b) Date acquired (Mo , day, yr)	(c) Date sold or disposed (Mo , day, yr.)	(d) Proceeds (sales price) (see instructions)	(e) Cost or other basis See the Note below and see <i>Column (e)</i> in the separate instructions	Adjustment, if any, to gain or loss If you enter an amount in column (g), enter a code in column (f) See the separate instructions.		(h) Gain or (loss) Subtract column (e) from column (d) and combine the result with column (g)
						(f) Code(s) from instructions	(g) Amount of adjustment	
	. DELL INC		01/18/2013	1.00				1.00
	684.08 MANNING & NAPIER FU	08/02/2011	01/22/2013	5,500.00	5,828.00			-328.00
	839.675 JPMORGAN US LARGE PLUS FUND SEL	04/19/2007	01/28/2013	19,682.00	16,827.00			2,855.00
	4344.049 EDGEWOOD GROWTH F	01/05/2011	02/01/2013	64,031.00	50,000.00			14,031.00
	1030.906 JPMORGAN US LARGE PLUS FUND SEL	04/19/2007	02/01/2013	24,350.00	20,659.00			3,691.00
	25000. BARC BREN GOLD NOTE	02/10/2012	02/22/2013	25,000.00	25,000.00			
	25000. JPM EAFE BREN 02/27	02/10/2012	02/27/2013	27,756.00	25,000.00			2,756.00
	25000. JPM BREN EAFE 03/2	03/09/2012	03/27/2013	27,995.00	25,000.00			2,995.00
	1246.347 JPMORGAN US LARGE PLUS FUND SEL	04/19/2007	04/18/2013	29,850.00	24,977.00			4,873.00
	349.796 MFS INTL VALUE-I	12/27/2011	04/18/2013	10,784.00	8,581.00			2,203.00
	25000. JPM BREN EAFE 04/24	04/05/2012	04/24/2013	28,903.00	25,000.00			3,903.00
	35000. JPM CONT BUFF EQ SP	05/18/2012	06/05/2013	40,250.00	35,000.00			5,250.00
	35000. BNP DELTA ONE MSCI 6/14/13	05/25/2012	06/14/2013	44,100.00	35,000.00			9,100.00
	35000. HSBC DELTA ONE MSCI 6/14/13	05/25/2012	06/14/2013	44,100.00	35,000.00			9,100.00
2 Totals. Add the amounts in columns (d), (e), (g), and (h) (subtract negative amounts). Enter each total here and include on your Schedule D, line 8b (if Box D above is checked), line 9 (if Box E above is checked), or line 10 (if Box F above is checked) ▶								

Note. If you checked Box D above but the basis reported to the IRS was incorrect, enter in column (e) the basis as reported to the IRS, and enter an adjustment in column (g) to correct the basis. See *Column (g)* in the separate instructions for how to figure the amount of the adjustment.

Name(s) shown on return (Name and SSN or taxpayer identification no. not required if shown on other side)

Social security number or taxpayer identification number

H M BLACKMER FOUNDATION INC. A00823004

13-6097357

Most brokers issue their own substitute statement instead of using Form 1099-B. They also may provide basis information (usually your cost) to you on the statement even if it is not reported to the IRS. Before you check Box D, E, or F below, determine whether you received any statement(s) and, if so, the transactions for which basis was reported to the IRS. Brokers are required to report basis to the IRS for most stock you bought in 2011 or later.

Part II Long-Term. Transactions involving capital assets you held more than one year are long term. For short-term transactions, see page 1.

Note. You may aggregate all long-term transactions reported on Form(s) 1099-B showing basis was reported to the IRS and for which no adjustments or codes are required. Enter the total directly on Schedule D, line 8a; you are not required to report these transactions on Form 8949 (see instructions).

You must check Box D, E, or F below. Check only one box. If more than one box applies for your long-term transactions, complete a separate Form 8949, page 2, for each applicable box. If you have more long-term transactions than will fit on this page for one or more of the boxes, complete as many forms with the same box checked as you need.

- (D) Long-term transactions reported on Form(s) 1099-B showing basis was reported to the IRS (see Note above)
- (E) Long-term transactions reported on Form(s) 1099-B showing basis was not reported to the IRS
- (F) Long-term transactions not reported to you on Form 1099-B

1	(a) Description of property (Example 100 sh XYZ Co)	(b) Date acquired (Mo , day, yr)	(c) Date sold or disposed (Mo , day, yr)	(d) Proceeds (sales price) (see instructions)	(e) Cost or other basis See the Note below and see Column (e) in the separate instructions	Adjustment, if any, to gain or loss. If you enter an amount in column (g), enter a code in column (f) See the separate instructions		(h) Gain or (loss). Subtract column (e) from column (d) and combine the result with column (g)
						(f) Code(s) from instructions	(g) Amount of adjustment	
25000	CS BREN ASIA BASKET	06/15/2012	07/03/2013	25,944.00	25,000.00			944.00
	. TYCO INTL LTD NEW		07/08/2013	30.00				30.00
1772.42	DELAWARE EMERGING	08/02/2011	07/31/2013	25,842.00	26,994.00			-1,152.00
35000.	UBS CONT BUFF EQ SP	07/13/2012	07/31/2013	40,250.00	35,000.00			5,250.00
1164.	VANGUARD EMERGING MA	VAR	07/31/2013	45,414.00	51,520.00			-6,106.00
25000.	JPM BREN EAFE 09/	08/24/2012	09/11/2013	29,725.00	25,000.00			4,725.00
2179.599	JPMORGAN REALTY I	09/28/2012	09/30/2013	25,371.00	25,000.00			371.00
3022.8	JPMORGAN HIGH YIELD	04/06/2009	10/25/2013	24,938.00	18,046.00			6,892.00
640.	SPDR TR UNIT SER 1	VAR	10/25/2013	112,586.00	76,991.00			35,595.00
2126.499	EATON VANCE MUT F	09/15/2010	10/28/2013	19,500.00	18,579.00			921.00
25000.	BNP BRENT LEVERAGED 11/13/13	11/02/2012	11/13/2013	25,000.00	25,000.00			
25000.	SG CONT BUFF EQ SPX	11/02/2012	11/20/2013	28,750.00	25,000.00			3,750.00
2 Totals. Add the amounts in columns (d), (e), (g), and (h) (subtract negative amounts). Enter each total here and include on your Schedule D, line 8b (if Box D above is checked), line 9 (if Box E above is checked), or line 10 (if Box F above is checked) ►				795,652.	684,002.			111,650.

Note. If you checked Box D above but the basis reported to the IRS was incorrect, enter in column (e) the basis as reported to the IRS, and enter an adjustment in column (g) to correct the basis. See Column (g) in the separate instructions for how to figure the amount of the adjustment.

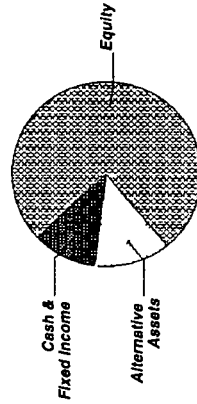


I/M/D FOR H M BLACKMER FDN INC ACCT. A00823004
For the Period 12/1/13 to 12/31/13

Account Summary

Asset Allocation	Beginning Market Value	Ending Market Value	Change In Value	Estimated Annual Income	Current Allocation
Equity	2,143,767.19	2,164,799.07	21,031.88	21,671.79	76%
Alternative Assets	406,298.35	379,806.83	(26,491.52)	1,748.82	13%
Cash & Fixed Income	277,666.68	322,981.56	45,314.88	7,450.93	11%
Market Value	\$2,827,732.22	\$2,867,587.46	\$39,855.24	\$30,871.54	100%
Accruals	120.24	183.26	63.02		
Market Value with Accruals	\$2,827,852.46	\$2,867,770.72	\$39,918.26		

Asset Allocation



Portfolio Activity	Current Period Value	Year-to-Date Value
Beginning Market Value	2,827,732.22	2,554,449.78
Contributions	1,060.00	
Withdrawals & Fees	(1,500.00)	(114,610.61)
Net Contributions/Withdrawals	(\$1,500.00)	(\$113,550.61)
Income & Distributions	20,058.85	39,225.85
Change In Investment Value	21,296.39	387,462.44
Ending Market Value	\$2,867,587.46	\$2,867,587.46
Accruals	183.26	183.26
Market Value with Accruals	\$2,867,770.72	\$2,867,770.72

J.P. Morgan



I/M/D FOR H M BLACKMER FDN INC ACCT. A00823004
For the Period 12/1/13 to 12/31/13

Account Summary CONTINUED

Tax Summary	Current Period Value	Year-to-Date Value
Domestic Dividends/Distributions	20,005.08	38,591.52
Interest Income	1.09	7.63
Original Issue Discount	52.68	581.82
Taxable Income	\$20,058.85	\$39,180.97
Cash Receipts		44.88
Other Income & Receipts		\$44.88

	Current Period Value	Year-to-Date Value
LT Capital Gain Distributions	33,946.06	33,946.06
ST Realized Gain/Loss	(6,122.50)	(6,503.29)
LT Realized Gain/Loss		111,647.66
Realized Gain/Loss	\$27,823.56	\$139,090.43

Cash Receipts	44.88
Other Income & Receipts	\$44.88

		To-Date Value
Unrealized Gain/Loss		\$446,484.67

Cost Summary	Cost
Equity	1,711,355.70
Cash & Fixed Income	322,652.22
Total	\$2,034,007.92

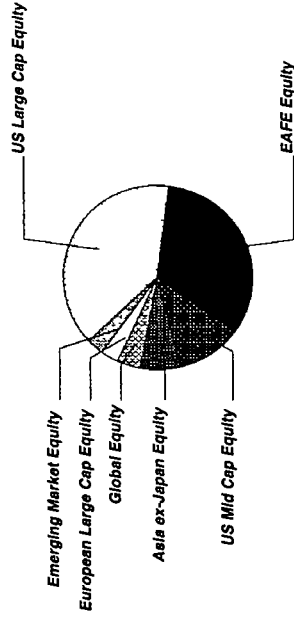


I/M/D FOR H M BLACKMER FDN INC ACCT. A00823004
For the Period 12/1/13 to 12/31/13

Equity Summary

Asset Categories	Beginning Market Value	Ending Market Value	Change In Value	Current Allocation
US Large Cap Equity	858,337.14	876,213.84	17,876.70	31%
US Mid Cap Equity	234,115.20	233,163.40	(951.80)	8%
EAFE Equity	706,187.43	711,656.47	5,469.04	25%
European Large Cap Equity	57,627.35	58,539.50	912.15	2%
Asia ex-Japan Equity	149,389.45	147,011.91	(2,377.54)	5%
Emerging Market Equity	59,460.43	59,120.16	(340.27)	2%
Global Equity	78,650.19	79,093.79	443.60	3%
Total Value	\$2,143,767.19	\$2,164,799.07	\$21,031.88	76%

Asset Categories



Equity as a percentage of your portfolio - 76 %

Market Value/Cost	Current Period Value
Market Value	2,164,799.07
Tax Cost	1,711,355.70
Unrealized Gain/Loss	453,443.37
Estimated Annual Income	21,671.79
Yield	1.00%



I/M/D FOR H M BLACKMER FDN INC ACCT. A00823004
For the Period 12/1/13 to 12/31/13

Equity Detail

	Price	Quantity	Value	Adjusted Tax Cost Original Cost	Unrealized Gain/Loss	Est. Annual Inc. Accrued Div.	Yield
US Large Cap Equity							
FMI LARGE CAP FUND							
LARGE CAP FD	20.86	6,095.283	127,147.60	75,209.94	51,937.66	1,078.86	0.85%
302933-20-5 FMIH X							
GS CONT BUFF EQ SPX 1/29/14							
80% CONTIN BARRIER- 2%CPN	114.83	25,000.000	28,706.50	25,000.00	3,706.50		
15% CAP							
INITIAL LEVEL-1/11/13 SPX:1472.05							
38141G-LZ-5							
JPM LARGE CAP GROWTH FD - SEL							
FUND 3118	31.78	4,087.511	129,901.10	87,188.13	42,712.97		
4812C0-53-0 SEEG X							
JPM US LARGE CAP CORE PLUS FD - SEL							
FUND 1002	27.74	5,778.545	160,296.84	116,868.12	43,428.72	664.53	0.41%
4812A2-38-9 JLPS X							
NEUBERGER BER MU/C OPP-INS							
64122Q-30-9 NMUL X	15.35	11,405.622	175,076.30	121,425.00	53,651.30	1,231.80	0.70%
SG REN SPX 10/16/14							
2 XLEV- 8%CAP- 16%MAXPYMT	106.73	40,000.000	42,692.00	40,000.00	2,692.00		
INITIAL LEVEL-09/27/13 SPX:1691.75							
83368W-EU-1							
SPDR S&P 500 ETF TRUST							
78462F-10-3 SPY	184.69	1,150.000	212,393.50	157,944.57	54,448.93	3,853.65	1.81%
Total US Large Cap Equity			\$676,213.84	\$623,635.76	\$252,578.08	\$6,828.84	0.78%



I/M/D FOR H M BLACKMER FDN INC ACCT. A00823004
For the Period 12/1/13 to 12/31/13

	Price	Quantity	Value	Adjusted Tax Cost Original Cost	Unrealized Gain/Loss	Est Annual Inc Accrued Div.	Yield
US Mid Cap Equity							
ISHARES CORE S&P MID-CAP ETF 464287-50-7 IJH	133.81	620,000	82,962.20	47,725.98	35,236.22	1,071.36	1.29%
JPM MID CAP GROWTH FD - SEL FUND 3120 4812C1-71-0 HLGE X	27.95	2,164,195	60,489.25	49,625.00	10,864.25		
PRUDENTIAL JENN M/C GROW-Z 74441C-80-8 PEGZ X	40.49	2,215,657	89,711.95	75,000.00	14,711.95		
Total US Mid Cap Equity			\$233,163.40	\$172,350.98	\$60,812.42	\$1,071.36	0.46%

EAFE Equity

BNP BREN MXEA 3/12/14 1.5XLEV-7.35%CAP-11.025%MAXPYMT 10%BUFFER INITIAL LEVEL-02/22/13 MXEA:1650.26 05574L-FV-5	109.69	25,000,000	27,422.55	25,000.00	2,422.55		
DB BREN MXEA 04/09/14 10%BUFFER-1.5XLEV-7.1%CAP 10.65%MAXRTRN INITIAL LEVEL-03/22/13 MXEA:1686.72 25152R-CD-3	109.06	25,000,000	27,265.25	25,000.00	2,265.25		
ISHARES MSCI EAFE INDEX FUND 464287-46-5 EFA	67.10	3,540,000	237,516.30	220,433.70	17,082.60	6,028.62	2.54%
JPM BREN MXEA 05/07/14 10%BUFFER-1.5XLEV-7.1%CAP 10.65%MAXRTRN INITIAL LEVEL-04/19/13 MXEA:1671.230 48126D-Y7-8	108.45	25,000,000	27,112.50	25,000.00	2,112.50		



I/M/D FOR H M BLACKMER FDN INC ACCT. A00823004
For the Period 12/1/13 to 12/31/13

	Price	Quantity	Value	Adjusted Tax Cost Original Cost	Unrealized Gain/Loss	Est. Annual Inc Accrued Div.	Yield
EAFE Equity							
JPM REN MXEA 10/16/14	103.21	35,000.000	36,123.50	35,000.00	1,123.50		
2 XLEV- 10%CAP- 20%MAXPYMT INITIAL LEVEL-09/27/13 MXEA:1835.850 48126N-UT-2							
MANNING & NAPIER WORLD OPPOR	9.05	26,418.681	239,089.06	199,720.18	39,368.88	2,721.12	1.14%
563821-54-5 EXWA X							
MFS INTL VALUE-I	35.18	3,329.372	117,127.31	81,669.50	35,457.81	2,200.71	1.88%
55273E-82-2 MINI X							
Total EAFE Equity			\$711,656.47	\$611,823.38	\$99,833.09	\$10,950.45	1.54%
European Large Cap Equity							
DB MARKET PLUS SX5E 03/19/14	120.09	25,000.000	30,021.50	25,000.00	5,021.50		
80% CONTIN BARRIER- 7.6%CPN ,UNCAPPED INITIAL LEVEL-09/14/12 SX5E:2594.56 2515A1-LR-0							
VANGUARD FTSE EUROPE ETF	58.80	485.000	28,518.00	27,844.53	673.47	790.06	2.77%
922042-87-4 VGK							
Total European Large Cap Equity			\$58,539.50	\$52,844.53	\$5,694.97	\$790.06	1.35%



I/M/D FOR H M BLACKMER FDN INC ACCT. A00823004
For the Period 12/1/13 to 12/31/13

	Price	Quantity	Value	Adjusted Tax Cost Original Cost	Unrealized Gain/Loss	Est Annual Inc. Accrued Div.	Yield
Asia ex-Japan Equity							
ISHARES MSCI ALL COUNTRY ASIA EX JAPAN INDEX FUND 464288-18-2 AAXJ	60.31	705.000	42,518.55	39,159.11	3,359.44	751.53	1.77%
MATTHEWS PACIFIC TIGER FD-IS 577130-83-4 MIPT X	24.97	4,184.756	104,493.36	87,796.18	16,697.18		
Total Asia ex-Japan Equity			\$147,011.91	\$126,955.29	\$20,056.62	\$751.53	0.51%
Emerging Market Equity							
DELAWARE EMERGING MARKETS-I 245914-81-7 DEMI X	16.27	2,250.719	36,619.20	33,670.76	2,948.44	346.61	0.95%
JPM CHINA REGION FD - SEL FUND 3810 4812A3-52-8 JCHS X	21.24	1,059.367	22,500.96	20,075.00	2,425.96	112.29	0.50%
Total Emerging Market Equity			\$59,120.16	\$53,745.76	\$5,374.40	\$456.90	0.78%
Global Equity							
JPM GLOBAL RES ENH INDEX FD - SEL FUND 3457 46637K-51-3 JEIT X	17.83	4,435.995	79,093.79	70,000.00	9,093.79	820.65	1.04%




I/M/D FOR H M BLACKMER FDN INC ACCT. A00823004
For the Period 12/1/13 to 12/31/13

Alternative Assets Summary

Asset Categories	Beginning Estimated Value	Ending Estimated Value	Change In Value	Current Allocation
Hedge Funds	269,248.93	260,701.01	(8,547.92)	9%
Hard Assets	137,049.42	119,105.82	(17,943.60)	4%
Total Value	\$406,298.35	\$379,806.83	(\$26,491.52)	13%

Asset Categories



Alternative Assets as a percentage of your portfolio - 13 %

Note: P indicates position adjusted for Pending Trade Activity.

Alternative Assets Detail

Hedge Funds	Price	Quantity	Estimated Value	Cost
GATEWAY FUND-Y 367829-88-4 GTEY X	28.99	1,833.163	53,143.40	48,825.00
INV BALANCED-RISK ALLOC-Y 00141V-69-7 ABRY X	11.89	7,694.019	91,481.89	97,350.00

J.P. Morgan



I/M/D FOR H M BLACKMER FDN INC ACCT. A00823004
For the Period 12/1/13 to 12/31/13

	Price	Quantity	Estimated Value	Cost
Hedge Funds				
PIMCO UNCONSTRAINED BOND-P 72201M-45-3 PUCP X	11.09	8,240.449	91,386.58	96,375.00
THE ARBITRAGE FUND-I 03875R-20-5 ARBN X	12.86	1,919.840	24,689.14	25,073.11
Total Hedge Funds			\$260,701.01	\$267,623.11

	Price	Quantity	Estimated Value	Cost	Est. Annual Income ----- Accrued Income
Hard Assets					
BARC BEN BRENT 09/29/14 LNKD TO CO1 85% BARRIER- 5.47%CPN 15%CAP INITIAL LEVEL-09/13/13 :112.63 06741T-K8-9	101.65	15,000.000	15,247.50	15,000.00	
JPM ENHANCED BETA DAILY RETURN NOTE LNKD TO JBACDJUST MATURITY DATE 11/27/18 DD 11/22/13 48126N-TE-7	101.89	30,000.000	30,567.00	30,000.00	
PIMCO COMMODITYPL STRAT-P 72201P-16-7 PCLP X	10.67	6,868.915	73,291.32	74,471.76	233.54



I/M/D FOR H M BLACKMER FDN INC ACCT. A00823004
For the Period 12/1/13 to 12/31/13

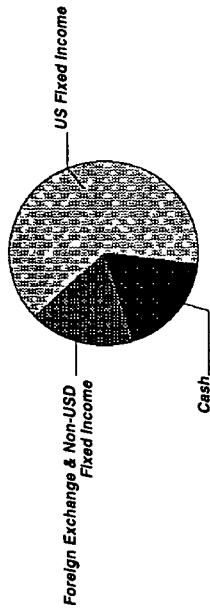
	Price	Quantity	Estimated Value	Cost	Est. Annual Income Accrued Income
Hard Assets					
P SG GOLD CBEN 8/20/14 LINKED TO GOLDLNPM 85%BARRIER-4 2%CPN-12%MAXRTRN 2/15/13 INITIAL STRIKE: 1612.25 78423E-FX-7	75.97			0.00	
Total Hard Assets			\$119,105.82	\$119,471.76	\$233.54



I/M/D FOR H M BLACKMER FDN INC ACCT. A00823004
For the Period 12/1/13 to 12/31/13

Cash & Fixed Income Summary

Asset Categories	Beginning Market Value	Ending Market Value	Change In Value	Current Allocation
Cash	22,482.72	68,932.23	46,449.51	2%
US Fixed Income	210,660.53	209,553.71	(1,106.82)	7%
Foreign Exchange & Non-USD Fixed Income	44,523.43	44,495.62	(27.81)	2%
Total Value	\$277,666.68	\$322,981.56	\$45,314.88	11%



Market Value/Cost	Current Period Value
Market Value	322,981.56
Tax Cost	322,652.22
Unrealized Gain/Loss	329.34
Estimated Annual Income	7,450.93
Accrued Interest	183.26
Yield	2.30%

Cash & Fixed Income as a percentage of your portfolio - 11%

SUMMARY BY MATURITY

Cash & Fixed Income	Market Value	% of Bond Portfolio
0-6 months ¹	322,981.56	100%

¹ The years indicate the number of years until the bond is scheduled to mature based on the statement end date. Some bonds may be called, or paid in full, before their stated maturity.

SUMMARY BY TYPE

Cash & Fixed Income	Market Value	% of Bond Portfolio
Cash	68,932.23	21%
International Bonds	23,476.82	7%
Mutual Funds	209,553.71	66%
Other	21,018.80	6%
Total Value	\$322,981.56	100%



I/M/D FOR H M BLACKMER FDN INC ACCT. A00823004
For the Period 12/1/13 to 12/31/13

Note: O - Bonds purchased at a discount show accretion.

¹ This is the Annual Percentage Yield (APY) which is the rate earned if balances remain on deposit for a full year with compounding, there is no change in the interest rate and all interest is left in the account.

Cash & Fixed Income Detail

	Price	Quantity	Value	Adjusted Tax Cost Original Cost	Unrealized Gain/Loss	Est. Annual Income Accrued Interest	Yield
Cash							
US DOLLAR	1.00	50,054.73	50,054.73	50,054.73		15.01	0.03% ¹
PROCEEDS FROM PENDING SALES	1.00	18,877.50	18,877.50	18,877.50		0.96	
Total Cash			\$68,932.23	\$68,932.23	\$0.00	\$15.01	0.02%
						\$0.96	
US Fixed Income							
DOUBLELINE TOTAL RET BD-I 258620-10-3	10.78	6,435.60	69,375.80	72,775.00	(3,399.20)	3,584.63	5.17%
EATON VANCE FLOATING RATE-I 277911-49-1	9.19	3,071.44	28,226.56	26,835.24	1,391.32	1,102.64	3.91%
JPM STRAT INCOME OPPORT FD - SEL FUND 3844 4812A4-35-1	11.89	3,275.77	38,948.95	38,276.37	672.58	1,012.21	2.60%
						88.45	
JPM SHORT DURATION BOND FD - SEL FUND 3133 4812C1-33-0	10.89	6,703.62	73,002.40	70,857.24	2,145.16	697.17	0.96%
						93.85	
Total US Fixed Income			\$209,553.71	\$208,743.85	\$809.86	\$6,396.65	3.06%
						\$182.30	

J.P. Morgan



I/M/D FOR H M BLACKMER FDN INC ACCT. A00823004
 For the Period 12/1/13 to 12/31/13

	Price	Quantity	Value	Adjusted Tax Cost Original Cost	Unrealized Gain/Loss	Est. Annual Income Accrued Interest	Yield
Foreign Exchange & Non-USD Fixed Income							
DREYFUS EMG MKT DEBT LOC C-I 261980-49-4	13.87	1,692.63	23,476.82	24,052.69	(575.87)	1,039.27	4.43%
O GS 100%PP CNY NOTE 05/27/14 LINKED TO CNY VS USD 1.66 XLEV, 0% MAX LOSS 5/18/12,INITIAL STRIKE: 6.3209 38143U-U9-0	105.09	20,000.00	21,018.80	20,923.45 20,000.00	95.35		
Total Foreign Exchange & Non-USD Fixed Income			\$44,495.62	\$44,976.14 \$44,052.69	(\$480.52)	\$1,039.27	2.34%