



See a Social Security Number? Say Something!
Report Privacy Problems to <https://public.resource.org/privacy>
Or call the IRS Identity Theft Hotline at 1-800-908-4490



Form 990-PF

Return of Private Foundation

or Section 4947(a)(1) Trust Treated as Private Foundation

Do not enter Social Security numbers on this form as it may be made public.

Information about Form 990-PF and its separate instructions is at www.irs.gov/form990pf

OMB No 1545-0052

2013

Open to Public Inspection

Department of the Treasury
Internal Revenue Service

For calendar year 2013 or tax year beginning

, 2013, and ending

, 20

Name of foundation 39-15C045048768 TTEES EPPLEY FD FOR RESEARCH

CITIBANK, NA, C/O CITICORP TR. BANK, FSB

Number and street (or P O box number if mail is not delivered to street address)

Room/suite

A Employer identification number

13-6058048

B Telephone number (see instructions)

ONE COURT SQUARE 19TH FLOOR

City or town, state or province, country, and ZIP or foreign postal code

LONG ISLAND CITY, NY 11120

G Check all that apply:

Initial return

Initial return of a former public charity

Final return

Amended return

☒ Address change

Name change

H Check type of organization: ☒ Section 501(c)(3) exempt private foundation☐ Section 4947(a)(1) nonexempt charitable trust ☐ Other taxable private foundation

I Fair market value of all assets at

end of year (from Part II, col (c), line

16) \$ 4,698,287.

J Accounting method: ☒ Cash ☐ Accrual☐ Other (specify)

(Part I, column (d) must be on cash basis.)

C If exemption application is
pending, check here ☐D 1 Foreign organizations, check here ☐2 Foreign organizations meeting the
85% test, check here and attach
computation ☐E If private foundation status was terminated
under section 507(b)(1)(A), check here ☐F If the foundation is in a 60-month termination
under section 507(b)(1)(B), check here ☐**Part I Analysis of Revenue and Expenses** (The
total of amounts in columns (b), (c), and (d)
may not necessarily equal the amounts in
column (a) (see instructions))

	(a) Revenue and expenses per books	(b) Net investment income	(c) Adjusted net income	(d) Disbursements for charitable purposes (cash basis only)
1 Contributions, gifts, grants, etc., received (attach schedule)				
2 Check <input checked="" type="checkbox"/> if the foundation is not required to attach Sch B				
3 Interest on savings and temporary cash investments				
4 Dividends and interest from securities	99,431.	101,837.		STMT 1
5a Gross rents				
b Net rental income or (loss)				
6a Net gain or (loss) from sale of assets not on line 10	385,705.			
b Gross sales price for all assets on line 6a 922,848.				
7 Capital gain net income (from Part IV, line 2)		385,567.		
8 Net short-term capital gain				
9 Income modifications				
10a Gross sales less returns and allowances				
b Less Cost of goods sold				
c Gross profit or (loss) (attach schedule)				
11 Other income (attach schedule)				
12 Total Add lines 1 through 11	485,136.	487,404.		
13 Compensation of officers, directors, trustees, etc.	10,472.	5,236.		5,236.
14 Other employee salaries and wages		NONE	NONE	
15 Pension plans, employee benefits		NONE	NONE	
16a Legal fees (attach schedule)				
b Accounting fees (attach schedule)				
c Other professional fees (attach schedule)				
17 Interest				
18 Taxes (attach schedule) (see instructions) STMT. 2	1,204.			
19 Depreciation (attach schedule) and depletion				
20 Occupancy				
21 Travel, conferences, and meetings				
22 Printing and publications				
23 Other expenses (attach schedule) STMT. 3	385.			385.
24 Total operating and administrative expenses. Add lines 13 through 23	12,061.	5,236.	NONE	5,621.
25 Contributions, gifts, grants paid	192,832.			192,832.
26 Total expenses and disbursements Add lines 24 and 25	204,893.	5,236.	NONE	198,453.
27 Subtract line 26 from line 12				
a Excess of revenue over expenses and disbursements	280,243.			
b Net investment income (if negative, enter -0-)		482,168.		
c Adjusted net income (if negative, enter -0-)				

JSA For Paperwork Reduction Act Notice, see instructions

3E1410 1 000

RR0322 5880 07/30/2014 14:14:59

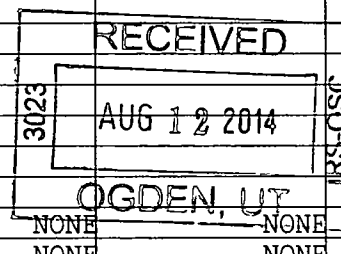
39-15C045048768

Form 990-PF (2013)

5

NE
13ENVELOPE AUG 08 2014
POSTMARK DATE

SCANNED AUG 18 2014



Part II Balance Sheets		Attached schedules and amounts in the description column should be for end-of-year amounts only (See instructions)	Beginning of year	End of year	
			(a) Book Value	(b) Book Value	(c) Fair Market Value
Assets	1	Cash - non-interest-bearing			
	2	Savings and temporary cash investments	144,176.	331,896.	331,896.
	3	Accounts receivable ▶ Less allowance for doubtful accounts ▶			
	4	Pledges receivable ▶ Less allowance for doubtful accounts ▶			
	5	Grants receivable			
	6	Receivables due from officers, directors, trustees, and other disqualified persons (attach schedule) (see instructions)			
	7	Other notes and loans receivable (attach schedule) ▶ Less allowance for doubtful accounts ▶			
	8	Inventories for sale or use			
	9	Prepaid expenses and deferred charges			
	10 a	Investments - U S and state government obligations (attach schedule) .			
	b	Investments - corporate stock (attach schedule)			
	c	Investments - corporate bonds (attach schedule)			
	11	Investments - land, buildings, and equipment basis Less accumulated depreciation ▶ (attach schedule)			
	12	Investments - mortgage loans			
	13	Investments - other (attach schedule) STMT 4	2,498,654.	2,592,563.	4,366,391.
	14	Land, buildings, and equipment basis Less accumulated depreciation ▶ (attach schedule)			
15	Other assets (describe ▶)				
16	Total assets (to be completed by all filers - see the instructions Also, see page 1, item I)	2,642,830.	2,924,459.	4,698,287.	
Liabilities	17	Accounts payable and accrued expenses			
	18	Grants payable			
	19	Deferred revenue			
	20	Loans from officers, directors, trustees, and other disqualified persons .			
	21	Mortgages and other notes payable (attach schedule)			
	22	Other liabilities (describe ▶)			
23	Total liabilities (add lines 17 through 22)		NONE		
Net Assets or Fund Balances	Foundations that follow SFAS 117, check here ▶ <input type="checkbox"/> and complete lines 24 through 26 and lines 30 and 31.				
	24	Unrestricted			
	25	Temporarily restricted			
	26	Permanently restricted			
	Foundations that do not follow SFAS 117, . . . ▶ <input checked="" type="checkbox"/> check here and complete lines 27 through 31.				
	27	Capital stock, trust principal, or current funds	2,596,745.	2,874,069.	
	28	Paid-in or capital surplus, or land, bldg, and equipment fund			
	29	Retained earnings, accumulated income, endowment, or other funds . .	46,085.	50,390.	
	30	Total net assets or fund balances (see instructions)	2,642,830.	2,924,459.	
	31	Total liabilities and net assets/fund balances (see instructions)	2,642,830.	2,924,459.	

Part III Analysis of Changes in Net Assets or Fund Balances

1	Total net assets or fund balances at beginning of year - Part II, column (a), line 30 (must agree with end-of-year figure reported on prior year's return)	1	2,642,830.
2	Enter amount from Part I, line 27a	2	280,243.
3	Other increases not included in line 2 (itemize) ▶ OID INCOME	3	1,386.
4	Add lines 1, 2, and 3	4	2,924,459.
5	Decreases not included in line 2 (itemize) ▶	5	
6	Total net assets or fund balances at end of year (line 4 minus line 5) - Part II, column (b), line 30	6	2,924,459.

Form 990-PF (2013)

Part IV Capital Gains and Losses for Tax on Investment Income(a) List and describe the kind(s) of property sold (e.g., real estate,
2-story brick warehouse, or common stock, 200 shs MLC Co.)(b) How
acquired
P - Purchase
D - Donation(c) Date
acquired
(mo., day, yr.)(d) Date sold
(mo., day, yr.)**1a PUBLICLY TRADED SECURITIES**

b			
c			
d			
e			

(e) Gross sales price	(f) Depreciation allowed (or allowable)	(g) Cost or other basis plus expense of sale	(h) Gain or (loss) (e) plus (f) minus (g)
a 922,848.		537,281.	385,567.
b			
c			
d			
e			

Complete only for assets showing gain in column (h) and owned by the foundation on 12/31/69

(i) FMV as of 12/31/69	(j) Adjusted basis as of 12/31/69	(k) Excess of col (i) over col (j), if any	(l) Gains (Col (h) gain minus col (k), but not less than -0-) or Losses (from col (h))
a			385,567.
b			
c			
d			
e			

2 Capital gain net income or (net capital loss)

If gain, also enter in Part I, line 7
If (loss), enter -0- in Part I, line 7

2

385,567.

3 Net short-term capital gain or (loss) as defined in sections 1222(5) and (6):

If gain, also enter in Part I, line 8, column (c) (see instructions). If (loss), enter -0- in
Part I, line 8

3**Part V Qualification Under Section 4940(e) for Reduced Tax on Net Investment Income**

(For optional use by domestic private foundations subject to the section 4940(a) tax on net investment income.)

If section 4940(d)(2) applies, leave this part blank

Was the foundation liable for the section 4942 tax on the distributable amount of any year in the base period?

☐ Yes ☒ No

If "Yes," the foundation does not qualify under section 4940(e). Do not complete this part

1 Enter the appropriate amount in each column for each year; see the instructions before making any entries

(a) Base period years Calendar year (or tax year beginning in)	(b) Adjusted qualifying distributions	(c) Net value of noncharitable-use assets	(d) Distribution ratio (col (b) divided by col (c))
2012	182,955.	3,944,838.	0.046378
2011	170,726.	3,715,832.	0.045946
2010	155,847.	3,473,280.	0.044870
2009	125,545.	3,141,407.	0.039965
2008	256,466.	3,982,754.	0.064394

2 Total of line 1, column (d)	2	0.241553
3 Average distribution ratio for the 5-year base period - divide the total on line 2 by 5, or by the number of years the foundation has been in existence if less than 5 years	3	0.048311
4 Enter the net value of noncharitable-use assets for 2013 from Part X, line 5	4	4,385,625.
5 Multiply line 4 by line 3	5	211,874.
6 Enter 1% of net investment income (1% of Part I, line 27b)	6	4,822.
7 Add lines 5 and 6	7	216,696.
8 Enter qualifying distributions from Part XII, line 4 If line 8 is equal to or greater than line 7, check the box in Part VI, line 1b, and complete that part using a 1% tax rate. See the Part VI instructions.	8	198,453.

Part VI Excise Tax Based on Investment Income (Section 4940(a), 4940(b), 4940(e), or 4948 - see instructions)

1a Exempt operating foundations described in section 4940(d)(2), check here <input type="checkbox"/> and enter "N/A" on line 1 Date of ruling or determination letter _____ (attach copy of letter if necessary - see instructions)		1	9,643.
b Domestic foundations that meet the section 4940(e) requirements in Part V, check here <input type="checkbox"/> and enter 1% of Part I, line 27b		2	
c All other domestic foundations enter 2% of line 27b. Exempt foreign organizations enter 4% of Part I, line 12, col (b)		3	9,643.
2 Tax under section 511 (domestic section 4947(a)(1) trusts and taxable foundations only Others enter -0-)		4	NONE
3 Add lines 1 and 2		5	9,643.
4 Subtitle A (income) tax (domestic section 4947(a)(1) trusts and taxable foundations only Others enter -0-)		6	
5 Tax based on investment income. Subtract line 4 from line 3. If zero or less, enter -0-		7	9,643.
6 Credits/Payments		8	
a 2013 estimated tax payments and 2012 overpayment credited to 2013	6a 1,282.	9	
b Exempt foreign organizations - tax withheld at source	6b NONE	10	
c Tax paid with application for extension of time to file (Form 8868)	6c 8,361.	11	
d Backup withholding erroneously withheld	6d		
7 Total credits and payments. Add lines 6a through 6d			
8 Enter any penalty for underpayment of estimated tax. Check here <input type="checkbox"/> if Form 2220 is attached			
9 Tax due. If the total of lines 5 and 8 is more than line 7, enter amount owed			
10 Overpayment. If line 7 is more than the total of lines 5 and 8, enter the amount overpaid			
11 Enter the amount of line 10 to be Credited to 2014 estimated tax <input type="checkbox"/> NONE Refunded <input type="checkbox"/>			

Part VII-A Statements Regarding Activities

	Yes	No
1a During the tax year, did the foundation attempt to influence any national, state, or local legislation or did it participate or intervene in any political campaign?		X
b Did it spend more than \$100 during the year (either directly or indirectly) for political purposes (see instructions for the definition)? If the answer is "Yes" to 1a or 1b, attach a detailed description of the activities and copies of any materials published or distributed by the foundation in connection with the activities		X
c Did the foundation file Form 1120-POL for this year?		X
d Enter the amount (if any) of tax on political expenditures (section 4955) imposed during the year (1) On the foundation <input type="checkbox"/> \$ (2) On foundation managers <input type="checkbox"/> \$		
e Enter the reimbursement (if any) paid by the foundation during the year for political expenditure tax imposed on foundation managers <input type="checkbox"/> \$		
2 Has the foundation engaged in any activities that have not previously been reported to the IRS? If "Yes," attach a detailed description of the activities		X
3 Has the foundation made any changes, not previously reported to the IRS, in its governing instrument, articles of incorporation, or bylaws, or other similar instruments? If "Yes," attach a conformed copy of the changes		X
4a Did the foundation have unrelated business gross income of \$1,000 or more during the year?		X
b If "Yes," has it filed a tax return on Form 990-T for this year?		N/A
5 Was there a liquidation, termination, dissolution, or substantial contraction during the year? If "Yes," attach the statement required by General Instruction T		X
6 Are the requirements of section 508(e) (relating to sections 4941 through 4945) satisfied either • By language in the governing instrument, or • By state legislation that effectively amends the governing instrument so that no mandatory directions that conflict with the state law remain in the governing instrument?	X	
7 Did the foundation have at least \$5,000 in assets at any time during the year? If "Yes," complete Part II, col (c), and Part XV	X	
8a Enter the states to which the foundation reports or with which it is registered (see instructions) <input type="checkbox"/> NY		
b If the answer is "Yes" to line 7, has the foundation furnished a copy of Form 990-PF to the Attorney General (or designate) of each state as required by General Instruction G? If "No," attach explanation.	X	
9 Is the foundation claiming status as a private operating foundation within the meaning of section 4942(j)(3) or 4942(j)(5) for calendar year 2013 or the taxable year beginning in 2013 (see instructions for Part XIV)? If "Yes," complete Part XIV.		X
10 Did any persons become substantial contributors during the tax year? If "Yes," attach a schedule listing their names and addresses		X

Part VII-A Statements Regarding Activities (continued)

11	At any time during the year, did the foundation, directly or indirectly, own a controlled entity within the meaning of section 512(b)(13)? If "Yes," attach schedule (see instructions)	11		X
12	Did the foundation make a distribution to a donor advised fund over which the foundation or a disqualified person had advisory privileges? If "Yes," attach statement (see instructions)	12	X	
13	Did the foundation comply with the public inspection requirements for its annual returns and exemption application?	13	X	
Website address N/A				
14	The books are in care of SEE STATEMENT 5 Telephone no SEE STATEMENT 5			
Located at SEE STATEMENT 5 ZIP+4 SEE STATEMENT 5				
15	Section 4947(a)(1) nonexempt charitable trusts filing Form 990-PF in lieu of Form 1041 - Check here	15		
and enter the amount of tax-exempt interest received or accrued during the year				
16	At any time during calendar year 2013, did the foundation have an interest in or a signature or other authority over a bank, securities, or other financial account in a foreign country?	16	Yes	No
See the instructions for exceptions and filing requirements for Form TD F 90-22.1 If "Yes," enter the name of the foreign country SEE STATEMENT 5				

Part VII-B Statements Regarding Activities for Which Form 4720 May Be Required**File Form 4720 if any item is checked in the "Yes" column, unless an exception applies.**

		Yes	No
1a	During the year did the foundation (either directly or indirectly)		
(1)	Engage in the sale or exchange, or leasing of property with a disqualified person?	<input type="checkbox"/> Yes	<input checked="" type="checkbox"/> No
(2)	Borrow money from, lend money to, or otherwise extend credit to (or accept it from) a disqualified person?	<input type="checkbox"/> Yes	<input checked="" type="checkbox"/> No
(3)	Furnish goods, services, or facilities to (or accept them from) a disqualified person?	<input type="checkbox"/> Yes	<input checked="" type="checkbox"/> No
(4)	Pay compensation to, or pay or reimburse the expenses of, a disqualified person?	<input checked="" type="checkbox"/> Yes	<input type="checkbox"/> No
(5)	Transfer any income or assets to a disqualified person (or make any of either available for the benefit or use of a disqualified person)?	<input type="checkbox"/> Yes	<input checked="" type="checkbox"/> No
(6)	Agree to pay money or property to a government official? (Exception. Check "No" if the foundation agreed to make a grant to or to employ the official for a period after termination of government service, if terminating within 90 days)	<input type="checkbox"/> Yes	<input checked="" type="checkbox"/> No
b	If any answer is "Yes" to 1a(1)-(6), did any of the acts fail to qualify under the exceptions described in Regulations section 53.4941(d)-3 or in a current notice regarding disaster assistance (see instructions)?	1b	X
Organizations relying on a current notice regarding disaster assistance check here SEE STATEMENT 5			
c	Did the foundation engage in a prior year in any of the acts described in 1a, other than excepted acts, that were not corrected before the first day of the tax year beginning in 2013?	1c	X
2	Taxes on failure to distribute income (section 4942) (does not apply for years the foundation was a private operating foundation defined in section 4942(j)(3) or 4942(j)(5))		
a	At the end of tax year 2013, did the foundation have any undistributed income (lines 6d and 6e, Part XIII) for tax year(s) beginning before 2013?	<input type="checkbox"/> Yes	<input checked="" type="checkbox"/> No
If "Yes," list the years SEE STATEMENT 5			
b	Are there any years listed in 2a for which the foundation is not applying the provisions of section 4942(a)(2) (relating to incorrect valuation of assets) to the year's undistributed income? (If applying section 4942(a)(2) to all years listed, answer "No" and attach statement - see instructions)	2b	X
c	If the provisions of section 4942(a)(2) are being applied to any of the years listed in 2a, list the years here SEE STATEMENT 5		
3a	Did the foundation hold more than a 2% direct or indirect interest in any business enterprise at any time during the year?	<input type="checkbox"/> Yes	<input checked="" type="checkbox"/> No
b	If "Yes," did it have excess business holdings in 2013 as a result of (1) any purchase by the foundation or disqualified persons after May 26, 1969, (2) the lapse of the 5-year period (or longer period approved by the Commissioner under section 4943(c)(7)) to dispose of holdings acquired by gift or bequest, or (3) the lapse of the 10-, 15-, or 20-year first phase holding period? (Use Schedule C, Form 4720, to determine if the foundation had excess business holdings in 2013)	3b	N/A
4a	Did the foundation invest during the year any amount in a manner that would jeopardize its charitable purposes?	4a	X
b	Did the foundation make any investment in a prior year (but after December 31, 1969) that could jeopardize its charitable purpose that had not been removed from jeopardy before the first day of the tax year beginning in 2013?	4b	X

Form 990-PF (2013)

Part VII-B Statements Regarding Activities for Which Form 4720 May Be Required (continued)**5a** During the year did the foundation pay or incur any amount to:

- (1) Carry on propaganda, or otherwise attempt to influence legislation (section 4945(e))? ☐ Yes ☒ No
- (2) Influence the outcome of any specific public election (see section 4955), or to carry on, directly or indirectly, any voter registration drive? ☐ Yes ☒ No
- (3) Provide a grant to an individual for travel, study, or other similar purposes? ☐ Yes ☒ No
- (4) Provide a grant to an organization other than a charitable, etc., organization described in section 509(a)(1), (2), or (3), or section 4940(d)(2)? (see instructions) ☒ Yes ☐ No
- (5) Provide for any purpose other than religious, charitable, scientific, literary, or educational purposes, or for the prevention of cruelty to children or animals? ☐ Yes ☒ No

b If any answer is "Yes" to 5a(1)-(5), did any of the transactions fail to qualify under the exceptions described in Regulations section 53.4945 or in a current notice regarding disaster assistance (see instructions)? ☐ Yes ☒ NoOrganizations relying on a current notice regarding disaster assistance check here ☐ **5b** ☒**c** If the answer is "Yes" to question 5a(4), does the foundation claim exemption from the tax because it maintained expenditure responsibility for the grant? ☒ Yes ☐ No
If "Yes," attach the statement required by Regulations section 53.4945-5(d) **STMT. 6****6a** Did the foundation, during the year, receive any funds, directly or indirectly, to pay premiums on a personal benefit contract? ☐ Yes ☒ No**b** Did the foundation, during the year, pay premiums, directly or indirectly, on a personal benefit contract? ☐ Yes ☒ No
If "Yes" to 6b, file Form 8870 **6b** ☒**7a** At any time during the tax year, was the foundation a party to a prohibited tax shelter transaction? ☐ Yes ☒ No**b** If "Yes," did the foundation receive any proceeds or have any net income attributable to the transaction? ☐ Yes ☒ No **7b** ☒**Part VIII Information About Officers, Directors, Trustees, Foundation Managers, Highly Paid Employees, and Contractors****1** List all officers, directors, trustees, foundation managers and their compensation (see instructions).

(a) Name and address	(b) Title, and average hours per week devoted to position	(c) Compensation (If not paid, enter -0-)	(d) Contributions to employee benefit plans and deferred compensation	(e) Expense account, other allowances
CITIBANK, N A TWO COURT SQUARE, 8TH FL, LONG ISLAND CITY, NY 11120	TRUSTEE, AS REQ'	5,321.	-0-	-0-
JOAN WINANT 215 E 72ND STREET, NEW YORK, NY 10021	CO-TRUSTEE, AS R	5,151.	-0-	-0-

2 Compensation of five highest-paid employees (other than those included on line 1 - see instructions) If none, enter "NONE."

(a) Name and address of each employee paid more than \$50,000	(b) Title, and average hours per week devoted to position	(c) Compensation	(d) Contributions to employee benefit plans and deferred compensation	(e) Expense account, other allowances
NONE		NONE	NONE	NONE

Total number of other employees paid over \$50,000 ☐**NONE**

Form 990-PF (2013)

Part VIII Information About Officers, Directors, Trustees, Foundation Managers, Highly Paid Employees, and Contractors (continued)**3 Five highest-paid independent contractors for professional services** (see instructions). If none, enter "NONE."

(a) Name and address of each person paid more than \$50,000	(b) Type of service	(c) Compensation
NONE		NONE
Total number of others receiving over \$50,000 for professional services		NONE

Part IX-A Summary of Direct Charitable Activities

List the foundation's four largest direct charitable activities during the tax year. Include relevant statistical information such as the number of organizations and other beneficiaries served, conferences convened, research papers produced, etc.

Expenses

1 NONE

2

3

4

Part IX-B Summary of Program-Related Investments (see instructions)

Describe the two largest program-related investments made by the foundation during the tax year on lines 1 and 2

Amount

1 NONE

2

All other program-related investments See instructions

3 NONE

Total. Add lines 1 through 3

Form 990-PF (2013)

Part X Minimum Investment Return (All domestic foundations must complete this part. Foreign foundations, see instructions.)

1	Fair market value of assets not used (or held for use) directly in carrying out charitable, etc., purposes:		
a	Average monthly fair market value of securities	1a	4,093,487.
b	Average of monthly cash balances	1b	358,924.
c	Fair market value of all other assets (see instructions)	1c	NONE
d	Total (add lines 1a, b, and c)	1d	4,452,411.
e	Reduction claimed for blockage or other factors reported on lines 1a and 1c (attach detailed explanation)	1e	
2	Acquisition indebtedness applicable to line 1 assets	2	NONE
3	Subtract line 2 from line 1d	3	4,452,411.
4	Cash deemed held for charitable activities. Enter 1 1/2% of line 3 (for greater amount, see instructions)	4	66,786.
5	Net value of noncharitable-use assets. Subtract line 4 from line 3. Enter here and on Part V, line 4.	5	4,385,625.
6	Minimum investment return. Enter 5% of line 5	6	219,281.

Part XI Distributable Amount (see instructions) (Section 4942(j)(3) and (j)(5) private operating foundations and certain foreign organizations check here ☐ and do not complete this part.)

1	Minimum investment return from Part X, line 6	1	219,281.
2a	Tax on investment income for 2013 from Part VI, line 5	2a	9,643.
b	Income tax for 2013. (This does not include the tax from Part VI.)	2b	
c	Add lines 2a and 2b	2c	9,643.
3	Distributable amount before adjustments. Subtract line 2c from line 1.	3	209,638.
4	Recoveries of amounts treated as qualifying distributions	4	NONE
5	Add lines 3 and 4	5	209,638.
6	Deduction from distributable amount (see instructions)	6	NONE
7	Distributable amount as adjusted. Subtract line 6 from line 5. Enter here and on Part XIII, line 1.	7	209,638.

Part XII Qualifying Distributions (see instructions)

1	Amounts paid (including administrative expenses) to accomplish charitable, etc., purposes:		
a	Expenses, contributions, gifts, etc. - total from Part I, column (d), line 26	1a	198,453.
b	Program-related investments - total from Part IX-B	1b	
2	Amounts paid to acquire assets used (or held for use) directly in carrying out charitable, etc., purposes	2	NONE
3	Amounts set aside for specific charitable projects that satisfy the:		
a	Suitability test (prior IRS approval required)	3a	NONE
b	Cash distribution test (attach the required schedule)	3b	NONE
4	Qualifying distributions. Add lines 1a through 3b. Enter here and on Part V, line 8, and Part XIII, line 4.	4	198,453.
5	Foundations that qualify under section 4940(e) for the reduced rate of tax on net investment income. Enter 1% of Part I, line 27b (see instructions)	5	N/A
6	Adjusted qualifying distributions. Subtract line 5 from line 4.	6	198,453.

Note. The amount on line 6 will be used in Part V, column (b), in subsequent years when calculating whether the foundation qualifies for the section 4940(e) reduction of tax in those years

Part XIII Undistributed Income (see instructions)

	(a) Corpus	(b) Years prior to 2012	(c) 2012	(d) 2013
1 Distributable amount for 2013 from Part XI, line 7				209,638.
2 Undistributed income, if any, as of the end of 2013				
a Enter amount for 2012 only			192,832.	
b Total for prior years 20 <u>11</u> , 20 <u> </u> , 20 <u> </u>		NONE		
3 Excess distributions carryover, if any, to 2013				
a From 2008	NONE			
b From 2009	NONE			
c From 2010	NONE			
d From 2011	NONE			
e From 2012	NONE			
f Total of lines 3a through e	NONE			
4 Qualifying distributions for 2013 from Part XII, line 4 ▶ \$ <u>198,453.</u>				
a Applied to 2012, but not more than line 2a . . .			192,832.	
b Applied to undistributed income of prior years (Election required - see instructions)		NONE		
c Treated as distributions out of corpus (Election required - see instructions)	NONE			
d Applied to 2013 distributable amount				5,621.
e Remaining amount distributed out of corpus . .	NONE			
5 Excess distributions carryover applied to 2013 . (If an amount appears in column (d), the same amount must be shown in column (a))	NONE			NONE
6 Enter the net total of each column as indicated below:				
a Corpus Add lines 3f, 4c, and 4e Subtract line 5	NONE			
b Prior years' undistributed income Subtract line 4b from line 2b		NONE		
c Enter the amount of prior years' undistributed income for which a notice of deficiency has been issued, or on which the section 4942(a) tax has been previously assessed		NONE		
d Subtract line 6c from line 6b Taxable amount - see instructions		NONE		
e Undistributed income for 2012 Subtract line 4a from line 2a Taxable amount - see instructions			NONE	
f Undistributed income for 2013 Subtract lines 4d and 5 from line 1 This amount must be distributed in 2014				204,017.
7 Amounts treated as distributions out of corpus to satisfy requirements imposed by section 170(b)(1)(F) or 4942(g)(3) (see instructions) . . .	NONE			
8 Excess distributions carryover from 2008 not applied on line 5 or line 7 (see instructions) . . .	NONE			
9 Excess distributions carryover to 2014. Subtract lines 7 and 8 from line 6a	NONE			
10 Analysis of line 9:				
a Excess from 2009 . . .	NONE			
b Excess from 2010 . . .	NONE			
c Excess from 2011 . . .	NONE			
d Excess from 2012 . . .	NONE			
e Excess from 2013 . . .	NONE			

Part XIV Private Operating Foundations (see instructions and Part VII-A, question 9)

NOT APPLICABLE

1a If the foundation has received a ruling or determination letter that it is a private operating foundation, and the ruling is effective for 2013, enter the date of the ruling ▶

b Check box to indicate whether the foundation is a private operating foundation described in section

4942(j)(3) or

4942(j)(5)

2a Enter the lesser of the adjusted net income from Part I or the minimum investment return from Part X for each year listed

Tax year

Prior 3 years

(e) Total

(a) 2013

(b) 2012

(c) 2011

(d) 2010

b 85% of line 2a

c Qualifying distributions from Part XII, line 4 for each year listed

d Amounts included in line 2c not used directly for active conduct of exempt activities

e Qualifying distributions made directly for active conduct of exempt activities. Subtract line 2d from line 2c

3 Complete 3a, b, or c for the alternative test relied upon

a "Assets" alternative test - enter

(1) Value of all assets

(2) Value of assets qualifying under section 4942(j)(3)(B)(i).

b "Endowment" alternative test - enter 2/3 of minimum investment return shown in Part X, line 6 for each year listed

c "Support" alternative test - enter

(1) Total support other than gross investment income (interest, dividends, rents, payments on securities loans (section 512(a)(5)), or royalties).

(2) Support from general public and 5 or more exempt organizations as provided in section 4942(j)(3)(B)(iii).

(3) Largest amount of support from an exempt organization.

(4) Gross investment income

Part XV Supplementary Information (Complete this part only if the foundation had \$5,000 or more in assets at any time during the year - see instructions.)**1 Information Regarding Foundation Managers:**

a List any managers of the foundation who have contributed more than 2% of the total contributions received by the foundation before the close of any tax year (but only if they have contributed more than \$5,000) (See section 507(d)(2))

NONE

b List any managers of the foundation who own 10% or more of the stock of a corporation (or an equally large portion of the ownership of a partnership or other entity) of which the foundation has a 10% or greater interest

NONE

2 Information Regarding Contribution, Grant, Gift, Loan, Scholarship, etc., Programs:

Check here ☒ if the foundation only makes contributions to preselected charitable organizations and does not accept unsolicited requests for funds. If the foundation makes gifts, grants, etc. (see instructions) to individuals or organizations under other conditions, complete items 2a, b, c, and d

a The name, address, and telephone number or e-mail address of the person to whom applications should be addressed:

b The form in which applications should be submitted and information and materials they should include:

c Any submission deadlines.

d Any restrictions or limitations on awards, such as by geographical areas, charitable fields, kinds of institutions, or other factors:

Part XV Supplementary Information (continued)**3 Grants and Contributions Paid During the Year or Approved for Future Payment**

Recipient Name and address (home or business)	If recipient is an individual, show any relationship to any foundation manager or substantial contributor	Foundation status of recipient	Purpose of grant or contribution	Amount
a Paid during the year				
THE EPPLEY FOUNDATION FOR RESEARCH MCLAUGHLIN 260 MADISON AVENUE ATTN: H.HELD NEW YORK NY	NONE	N/A	SCIENTIFIC PURPOSES	192,832.
Total			3a	192,832.
b Approved for future payment				
Total			3b	

Part XVII Information Regarding Transfers To and Transactions and Relationships With Noncharitable Exempt Organizations

- | | | Yes | No |
|----------|--|--------------|----|
| 1 | Did the organization directly or indirectly engage in any of the following with any other organization described in section 501(c) of the Code (other than section 501(c)(3) organizations) or in section 527, relating to political organizations? | | |
| a | Transfers from the reporting foundation to a noncharitable exempt organization of: | | |
| | (1) Cash | 1a(1) | X |
| | (2) Other assets | 1a(2) | X |
| b | Other transactions: | | |
| | (1) Sales of assets to a noncharitable exempt organization | 1b(1) | X |
| | (2) Purchases of assets from a noncharitable exempt organization | 1b(2) | X |
| | (3) Rental of facilities, equipment, or other assets | 1b(3) | X |
| | (4) Reimbursement arrangements | 1b(4) | X |
| | (5) Loans or loan guarantees | 1b(5) | X |
| | (6) Performance of services or membership or fundraising solicitations | 1b(6) | X |
| c | Sharing of facilities, equipment, mailing lists, other assets, or paid employees | 1c | X |
| d | If the answer to any of the above is "Yes," complete the following schedule. Column (b) should always show the fair market value of the goods, other assets, or services given by the reporting foundation. If the foundation received less than fair market value in any transaction or sharing arrangement, show in column (d) the value of the goods, other assets, or services received. | | |


[illegible]

- 2a** Is the foundation directly or indirectly affiliated with, or related to, one or more tax-exempt organizations described in section 501(c) of the Code (other than section 501(c)(3)) or in section 527? ☐ Yes ☒ No
- b** If "Yes," complete the following schedule.

(a) Name of organization	(b) Type of organization	(c) Description of relationship
N/A		

**Sign
Here**

Under penalties of perjury, I declare that I have examined this return, including accompanying schedules and statements, and to the best of my knowledge and belief, it is true, correct, and complete. Declaration of preparer (other than taxpayer) is based on all information of which preparer has any knowledge.


Signature of officer or trustee
ALAN GLYNN

07/30/2014
Date

TRUSTEE
Title

May the IRS discuss this return with the preparer shown below (see instructions)? ☒ Yes ☐ No

**Paid
Preparer
Use Only**

Print/Type preparer's name

JEFFREY E. KUHLIN

Preparer's signature _____

Jeffrey E. Kuhlman

Date	
------	--

07/30/2014

Check <input type="checkbox"/> if self-employed	PTIN P00
---	-------------

P00353001

Firm's name ► KPMG LLP

Firm's EIN	▶ 13-5565207
------------	--------------

Firm's address ► 100 WESTMINSTER ST 6TH FL STE A

PROVIDENCE, RI

02903-2321

Phone no 800-770-8444

FORM 990PF, PART I - DIVIDENDS AND INTEREST FROM SECURITIES

=====

DESCRIPTION -----	REVENUE AND EXPENSES PER BOOKS -----	NET INVESTMENT INCOME -----
DIVIDENDS AND INTEREST	99,431.	101,837.
	-----	-----
TOTAL	99,431.	101,837.
	=====	=====

FORM 990PF, PART I - TAXES

=====

DESCRIPTION -----	REVENUE AND EXPENSES PER BOOKS -----
CURRENT YEAR ESTIMATES	1,204.

TOTALS	1,204.
	=====

FORM 990PF, PART I - OTHER EXPENSES
=====

DESCRIPTION -----	REVENUE AND EXPENSES PER BOOKS -----	CHARITABLE PURPOSES -----
NY PUB NOTICE	135.	135.
NY AG FILING FEE	250.	250.
TOTALS	----- 385. =====	----- 385. =====

FORM 990PF, PART II - OTHER INVESTMENTS
=====

DESCRIPTION -----	COST/ FMV		BEGINNING BOOK VALUE	ENDING BOOK VALUE	ENDING FMV
	C	F			
SEE ATTACHED STATEMENT	C		2,498,654.	2,592,563.	4,366,391.
TOTALS			2,498,654.	2,592,563.	4,366,391.
			=====	=====	=====

FORM 990PF, PART VII-A, LINE 14 - BOOKS ARE IN THE CARE OF
=====

NAME: CITIBANK, N.A.

ADDRESS: ONE COURT SQUARE, 19TH FL
LONG ISLAND CITY, NY 11120

TELEPHONE NUMBER: (800)770-8444

FORM 990PF, PART VII-B, LN 5(c) EXPENDITURE RESPONSIBILITY STATEMENT
=====

NAME:

EPPLEY FOUNDATION FOR RESEARCH, INC

ADDRESS:

260 MADISON AVENUE

NEW YORK, NY 10016

GRANT DATE: 07/31/2013

GRANT AMOUNT 192,832.

GRANT PURPOSE:

SCIENTIFIC RESEARCH

SEE ATTACHED STATEMENT

AMOUNT EXPENDED BY GRANTEE 256,261.

Organization EPPLEY FOUNDATION

TIN 13-6058048

Tax Year Ended 12/31/2013

Form 990-PF, Part VII-B, Line 5c

The following information is provided in accordance with IRC Sec 4945(h)(3) and Reg 53.4945-5(d) to demonstrate that the foundation exercised expenditure responsibility in regard to its grants

Name and Address of Grantee	Amount of Grant	Date of Grant	Purpose of Grant	Amounts Expended by Grantee	To the Grantor's Knowledge, Grantee Has Diverted a Portion of Funds from the Purpose of the Grant (Yes/No)	Dates of Reports Received from the Grantee	Dates and Results of Any Verification of the Grantee's Reports
EPPLEY FOUNDATION FOR RESEARCH	192,832 00	7/31/2013	*SEE ATTACHED STATEMENT	256261 00	NO	7/23/2014	N/A

EPPLEY FOUNDATION FOR RESEARCH, INC.
LISTING OF EXPENDITURES
2013

University of South Carolina	\$ 27,676.00
North York Botanical Garden	26,680.00
University of New Mexico	24,969.00
Virginia Commonwealth University	24,588.00
Americans for Oxford	25,000.00
National Jewish Health	25,000.00
Oklahoma State University	23,989.00
Wright State University	28,359.00
Fiver Keeper	25,000.00
California State University Fullerton	<u>25,000.00</u>
	256,261.00

**SCHEDULE D
(Form 1041)**

Department of the Treasury
Internal Revenue Service

Capital Gains and Losses

▶ Attach to Form 1041, Form 5227, or Form 990-T

▶ Use Form 8949 to list your transactions for lines 1b, 2, 3, 8b, 9 and 10.

▶ Information about Schedule D and its separate instructions is at www.irs.gov/form1041

OMB No 1545-0092

2013

Name of estate or trust

39-15C045048768 TTEES EPPLEY FD FOR RESEARCH

Employer identification number

13-6058048

Note: Form 5227 filers need to complete *only* Parts I and II

Part I Short-Term Capital Gains and Losses - Assets Held One Year or Less

See instructions for how to figure the amounts to enter on the lines below

This form may be easier to complete if you round off cents to whole dollars.

	(d) Proceeds (sales price)	(e) Cost (or other basis)	(g) Adjustments to gain or loss from Form(s) 8949, Part I, line 2, column (g)	(h) Gain or (loss) Subtract column (e) from column (d) and combine the result with column (g)
1a Totals for all short-term transactions reported on Form 1099-B for which basis was reported to the IRS and for which you have no adjustments (see instructions). However, if you choose to report all these transactions on Form 8949, leave this line blank and go to line 1b				
1b Totals for all transactions reported on Form(s) 8949 with Box A checked				
2 Totals for all transactions reported on Form(s) 8949 with Box B checked				
3 Totals for all transactions reported on Form(s) 8949 with Box C checked	27,089.	27,926.		-837.
4 Short-term capital gain or (loss) from Forms 4684, 6252, 6781, and 8824				4
5 Net short-term gain or (loss) from partnerships, S corporations, and other estates or trusts				5
6 Short-term capital loss carryover Enter the amount, if any, from line 9 of the 2012 Capital Loss Carryover Worksheet				6 ()
7 Net short-term capital gain or (loss). Combine lines 1a through 6 in column (h) Enter here and on line 17, column (3) on the back ▶				7 -837.

Part II Long-Term Capital Gains and Losses - Assets Held More Than One Year

See instructions for how to figure the amounts to enter on the lines below

This form may be easier to complete if you round off cents to whole dollars

	(d) Proceeds (sales price)	(e) Cost (or other basis)	(g) Adjustments to gain or loss from Form(s) 8949, Part II, line 2, column (g)	(h) Gain or (loss) Subtract column (e) from column (d) and combine the result with column (g)
8a Totals for all long-term transactions reported on Form 1099-B for which basis was reported to the IRS and for which you have no adjustments (see instructions). However, if you choose to report all these transactions on Form 8949, leave this line blank and go to line 8b				
8b Totals for all transactions reported on Form(s) 8949 with Box D checked				
9 Totals for all transactions reported on Form(s) 8949 with Box E checked				
10 Totals for all transactions reported on Form(s) 8949 with Box F checked	895,722.	509,355.		386,367.
11 Long-term capital gain or (loss) from Forms 2439, 4684, 6252, 6781, and 8824				11
12 Net long-term gain or (loss) from partnerships, S corporations, and other estates or trusts				12
13 Capital gain distributions				13 37.
14 Gain from Form 4797, Part I				14
15 Long-term capital loss carryover Enter the amount, if any, from line 14 of the 2012 Capital Loss Carryover Worksheet				15 ()
16 Net long-term capital gain or (loss). Combine lines 8a through 15 in column (h). Enter here and on line 18a, column (3) on the back ▶				16 386,404.

For Paperwork Reduction Act Notice, see the Instructions for Form 1041.

Schedule D (Form 1041) 2013

JSA
3F1210 1 000

RR0322 5880 07/30/2014 14:14:59

39-15C045048768

24 -

Part III Summary of Parts I and II**Caution:** Read the instructions before completing this part.

	(1) Beneficiaries' (see instr)	(2) Estate's or trust's	(3) Total
17 Net short-term gain or (loss)	17		-837.
18 Net long-term gain or (loss):			
a Total for year	18a		386,404.
b Unrecaptured section 1250 gain (see line 18 of the wrksht.)	18b		
c 28% rate gain	18c		
19 Total net gain or (loss). Combine lines 17 and 18a ▶	19		385,567.

Note: If line 19, column (3), is a net gain, enter the gain on Form 1041, line 4 (or Form 990-T, Part I, line 4a). If lines 18a and 19, column (2), are net gains, go to Part V, and do not complete Part IV. If line 19, column (3), is a net loss, complete Part IV and the **Capital Loss Carryover Worksheet**, as necessary.

Part IV Capital Loss Limitation

20 Enter here and enter as a (loss) on Form 1041, line 4 (or Form 990-T, Part I, line 4c, if a trust), the **smaller** of:

a The loss on line 19, column (3) or b \$3,000 **20** ()

Note: If the loss on line 19, column (3), is more than \$3,000, or if Form 1041, page 1, line 22 (or Form 990-T, line 34), is a loss, complete the **Capital Loss Carryover Worksheet** in the instructions to figure your capital loss carryover.

Part V Tax Computation Using Maximum Capital Gains Rates

Form 1041 filers. Complete this part **only** if both lines 18a and 19 in column (2) are gains, or an amount is entered in Part I or Part II and there is an entry on Form 1041, line 2b(2), and Form 1041, line 22, is more than zero.

Caution: Skip this part and complete the **Schedule D Tax Worksheet** in the instructions if:

- Either line 18b, col. (2) or line 18c, col. (2) is more than zero, or
- Both Form 1041, line 2b(1), and Form 4952, line 4g are more than zero

Form 990-T trusts. Complete this part **only** if both lines 18a and 19 are gains, or qualified dividends are included in income in Part I of Form 990-T, and Form 990-T, line 34, is more than zero. Skip this part and complete the **Schedule D Tax Worksheet** in the instructions if either line 18b, col. (2) or line 18c, col. (2) is more than zero.

21 Enter taxable income from Form 1041, line 22 (or Form 990-T, line 34) . . .	21		
22 Enter the smaller of line 18a or 19 in column (2) but not less than zero	22		
23 Enter the estate's or trust's qualified dividends from Form 1041, line 2b(2) (or enter the qualified dividends included in income in Part I of Form 990-T) . .	23		
24 Add lines 22 and 23	24		
25 If the estate or trust is filing Form 4952, enter the amount from line 4g; otherwise, enter -0- . . . ▶	25		
26 Subtract line 25 from line 24. If zero or less, enter -0-	26		
27 Subtract line 26 from line 21. If zero or less, enter -0-	27		
28 Enter the smaller of the amount on line 21 or \$2,450	28		
29 Enter the smaller of the amount on line 27 or line 28	29		
30 Subtract line 29 from line 28. If zero or less, enter -0-. This amount is taxed at 0% ▶	30		
31 Enter the smaller of line 21 or line 26	31		
32 Subtract line 30 from line 26	32		
33 Enter the smaller of line 21 or \$11,950	33		
34 Add lines 27 and 30	34		
35 Subtract line 34 from line 33. If zero or less, enter -0-	35		
36 Enter the smaller of line 32 or line 35	36		
37 Multiply line 36 by 15% ▶	37		
38 Enter the amount from line 31	38		
39 Add lines 30 and 36	39		
40 Subtract line 39 from line 38. If zero or less, enter -0-	40		
41 Multiply line 40 by 20% ▶	41		
42 Figure the tax on the amount on line 27. Use the 2013 Tax Rate Schedule for Estates and Trusts (see the Schedule G instructions in the instructions for Form 1041)	42		
43 Add lines 37, 41, and 42	43		
44 Figure the tax on the amount on line 21. Use the 2013 Tax Rate Schedule for Estates and Trusts (see the Schedule G instructions in the instructions for Form 1041)	44		
45 Tax on all taxable income. Enter the smaller of line 43 or line 44 here and on Form 1041, Schedule G, line 1a (or Form 990-T, line 36) ▶	45		

Schedule D (Form 1041) 2013

Sales and Other Dispositions of Capital Assets

OMB No 1545-0074

2013Attachment
Sequence No **12A**Department of the Treasury
Internal Revenue Service► Information about Form 8949 and its separate instructions is at www.irs.gov/form8949

► File with your Schedule D to list your transactions for lines 1b, 2, 3, 8b, 9, and 10 of Schedule D.

Name(s) shown on return

39-15C045048768 TTEES EPPLEY FD FOR RESEARCH

Social security number or taxpayer identification number

13-6058048

Most brokers issue their own substitute statement instead of using Form 1099-B. They also may provide basis information (usually your cost) to you on the statement even if it is not reported to the IRS. Before you check Box A, B, or C below, determine whether you received any statement(s) and, if so, the transactions for which basis was reported to the IRS. Brokers are required to report basis to the IRS for most stock you bought in 2011 or later.

Part I Short-Term. Transactions involving capital assets you held one year or less are short-term. For long-term transactions, see page 2.

Note. You may aggregate all short-term transactions reported on Form(s) 1099-B showing basis was reported to the IRS and for which no adjustments or codes are required. Enter the total directly on Schedule D, line 1a; you are not required to report these transactions on Form 8949 (see instructions).

You must check Box A, B, or C below. Check only one box. If more than one box applies for your short-term transactions, complete a separate Form 8949, page 1, for each applicable box. If you have more short-term transactions than will fit on this page for one or more of the boxes, complete as many forms with the same box checked as you need.

- ☐ (A) Short-term transactions reported on Form(s) 1099-B showing basis was reported to the IRS (see **Note** above)
- ☐ (B) Short-term transactions reported on Form(s) 1099-B showing basis was **not** reported to the IRS
- ☒ (C) Short-term transactions not reported to you on Form 1099-B

1	(a) Description of property (Example 100 sh XYZ Co)	(b) Date acquired (Mo, day, yr)	(c) Date sold or disposed (Mo, day, yr)	(d) Proceeds (sales price) (see instructions)	(e) Cost or other basis. See the Note below and see <i>Column (e)</i> in the separate instructions	Adjustment, if any, to gain or loss. If you enter an amount in column (g), enter a code in column (f). See the separate instructions		(h) Gain or (loss) Subtract column (e) from column (d) and combine the result with column (g)
						(f) Code(s) from instructions	(g) Amount of adjustment	
	474.39 FHLMC REMIC SER 395 11/15/39	04/15/2013	05/15/2013	474.00	482.00			-8.00
	485.4 FHLMC REMIC SER 3955 11/15/39	04/15/2013	06/15/2013	485.00	493.00			-8.00
	1011.21 FHLMC REMIC SER 39 11/15/39	04/15/2013	07/15/2013	1,011.00	1,027.00			-16.00
	1578.3 FHLMC REMIC SER 395 11/15/39	04/15/2013	08/15/2013	1,578.00	1,602.00			-24.00
	1092.17 FHLMC REMIC SER 39 11/15/39	04/15/2013	09/15/2013	1,092.00	1,109.00			-17.00
	667.36 FHLMC REMIC SER 395 11/15/39	04/15/2013	10/15/2013	667.00	678.00			-11.00
	690.41 FHLMC REMIC SER 395 11/15/39	04/15/2013	11/15/2013	690.00	701.00			-11.00
	932.56 FHLMC REMIC SER 395 11/15/39	04/15/2013	12/15/2013	933.00	947.00			-14.00
	1224.42 FHLMC REMIC SER 39 11/15/39	04/15/2013	12/31/2013	1,224.00	1,243.00			-19.00
	876.39 FHLMC REMIC SER 395 11/15/39	04/15/2013	12/31/2013	876.00	890.00			-14.00
	1357. GNMA REMIC SER 2010- 09/20/39	03/19/2013	04/20/2013	1,357.00	1,394.00			-37.00
	1501.31 GNMA REMIC SER 201 09/20/39	03/19/2013	05/20/2013	1,501.00	1,543.00			-42.00
	1554.23 GNMA REMIC SER 201 09/20/39	03/19/2013	06/20/2013	1,554.00	1,597.00			-43.00
	1335.05 GNMA REMIC SER 201 09/20/39	03/19/2013	07/20/2013	1,335.00	1,372.00			-37.00
2 Totals. Add the amounts in columns (d), (e), (g), and (h) (subtract negative amounts). Enter each total here and include on your Schedule D, line 1b (if Box A above is checked), line 2 (if Box B above is checked), or line 3 (if Box C above is checked) ►								

Note. If you checked Box A above but the basis reported to the IRS was incorrect, enter in column (e) the basis as reported to the IRS, and enter an adjustment in column (g) to correct the basis. See *Column (g)* in the separate instructions for how to figure the amount of the adjustment.

For Paperwork Reduction Act Notice, see your tax return instructions.

Form **8949** (2013)

Form **8949**Department of the Treasury
Internal Revenue Service**Sales and Other Dispositions of Capital Assets**► Information about Form 8949 and its separate instructions is at www.irs.gov/form8949

► File with your Schedule D to list your transactions for lines 1b, 2, 3, 8b, 9, and 10 of Schedule D.

OMB No 1545-0074

2013Attachment
Sequence No **12A**

Name(s) shown on return

39-15C045048768 TTEES EPPLEY FD FOR RESEARCH

Social security number or taxpayer identification number

13-6058048

Most brokers issue their own substitute statement instead of using Form 1099-B. They also may provide basis information (usually your cost) to you on the statement even if it is not reported to the IRS. Before you check Box A, B, or C below, determine whether you received any statement(s) and, if so, the transactions for which basis was reported to the IRS. Brokers are required to report basis to the IRS for most stock you bought in 2011 or later.

Part I Short-Term. Transactions involving capital assets you held one year or less are short-term. For long-term transactions, see page 2.

Note. You may aggregate all short-term transactions reported on Form(s) 1099-B showing basis was reported to the IRS and for which no adjustments or codes are required. Enter the total directly on Schedule D, line 1a; you are not required to report these transactions on Form 8949 (see instructions).

You must check Box A, B, or C below. Check only one box. If more than one box applies for your short-term transactions, complete a separate Form 8949, page 1, for each applicable box. If you have more short-term transactions than will fit on this page for one or more of the boxes, complete as many forms with the same box checked as you need.

- ☐ (A) Short-term transactions reported on Form(s) 1099-B showing basis was reported to the IRS (see Note above)
- ☐ (B) Short-term transactions reported on Form(s) 1099-B showing basis was **not** reported to the IRS
- ☒ (C) Short-term transactions not reported to you on Form 1099-B

1	(a) Description of property (Example 100 sh XYZ Co)	(b) Date acquired (Mo, day, yr)	(c) Date sold or disposed (Mo, day, yr)	(d) Proceeds (sales price) (see instructions)	(e) Cost or other basis. See the Note below and see Column (e) in the separate instructions	Adjustment, if any, to gain or loss If you enter an amount in column (g), enter a code in column (f). See the separate instructions		(h) Gain or (loss) Subtract column (e) from column (d) and combine the result with column (g)
						(f) Code(s) from instructions	(g) Amount of adjustment	
	1074 61 GNMA REMIC SER 201 09/20/39	03/19/2013	08/20/2013	1,075 00	1,104.00			-29 00
	806.32 GNMA REMIC SER 2010 09/20/39	03/19/2013	09/20/2013	806.00	828.00			-22 00
	668 43 GNMA REMIC SER 2010 09/20/39	03/19/2013	10/20/2013	668.00	687.00			-19.00
	817 46 GNMA REMIC SER 2010 09/20/39	03/19/2013	11/20/2013	817.00	840.00			-23 00
	747.12 GNMA REMIC SER 2010 09/20/39	03/19/2013	12/20/2013	747.00	768.00			-21.00
	772 43 GNMA REMIC SER 2010 09/20/39	03/19/2013	12/31/2013	772 00	794.00			-22.00
	557.87 GNMA REMIC SER 2010 09/20/39	03/19/2013	12/31/2013	558 00	573.00			-15.00
	858.94 GNMA REMIC SER 2011 06/16/40	04/15/2013	05/16/2013	859 00	907 00			-48 00
	711 74 GNMA REMIC SER 2011 06/16/40	04/15/2013	06/16/2013	712 00	752 00			-40.00
	669.48 GNMA REMIC SER 2011 06/16/40	04/15/2013	07/16/2013	669 00	707.00			-38.00
	734 58 GNMA REMIC SER 2011 06/16/40	04/15/2013	08/16/2013	735 00	776.00			-41.00
	565.04 GNMA REMIC SER 2011 06/16/40	04/15/2013	09/16/2013	565 00	597.00			-32 00
	813.54 GNMA REMIC SER 2011 06/16/40	04/15/2013	10/16/2013	814.00	859 00			-45 00
	679 88 GNMA REMIC SER 2011 06/16/40	04/15/2013	11/16/2013	680 00	718 00			-38.00
2 Totals. Add the amounts in columns (d), (e), (g), and (h) (subtract negative amounts). Enter each total here and include on your Schedule D, line 1b (if Box A above is checked), line 2 (if Box B above is checked), or line 3 (if Box C above is checked) ►								

Note If you checked Box A above but the basis reported to the IRS was incorrect, enter in column (e) the basis as reported to the IRS, and enter an adjustment in column (g) to correct the basis. See Column (g) in the separate instructions for how to figure the amount of the adjustment.

For Paperwork Reduction Act Notice, see your tax return instructions.

Form **8949** (2013)JSA
3X2615 2 000

Form **8949**Department of the Treasury
Internal Revenue Service**Sales and Other Dispositions of Capital Assets**► Information about Form 8949 and its separate instructions is at www.irs.gov/form8949.

► File with your Schedule D to list your transactions for lines 1b, 2, 3, 8b, 9, and 10 of Schedule D.

OMB No 1545-0074

2013Attachment
Sequence No **12A**

Name(s) shown on return

39-15C045048768 TTEES EPPLEY FD FOR RESEARCH

Social security number or taxpayer identification number

13-6058048

Most brokers issue their own substitute statement instead of using Form 1099-B. They also may provide basis information (usually your cost) to you on the statement even if it is not reported to the IRS. Before you check Box A, B, or C below, determine whether you received any statement(s) and, if so, the transactions for which basis was reported to the IRS. Brokers are required to report basis to the IRS for most stock you bought in 2011 or later.

Part I Short-Term. Transactions involving capital assets you held one year or less are short-term. For long-term transactions, see page 2.

Note. You may aggregate all short-term transactions reported on Form(s) 1099-B showing basis was reported to the IRS and for which no adjustments or codes are required. Enter the total directly on Schedule D, line 1a; you are not required to report these transactions on Form 8949 (see instructions).

You must check Box A, B, or C below. Check only one box. If more than one box applies for your short-term transactions, complete a separate Form 8949, page 1, for each applicable box. If you have more short-term transactions than will fit on this page for one or more of the boxes, complete as many forms with the same box checked as you need.

- ☐ (A) Short-term transactions reported on Form(s) 1099-B showing basis was reported to the IRS (see Note above)
- ☐ (B) Short-term transactions reported on Form(s) 1099-B showing basis was **not** reported to the IRS
- ☒ (C) Short-term transactions not reported to you on Form 1099-B

1	(a) Description of property (Example 100 sh XYZ Co)	(b) Date acquired (Mo, day, yr)	(c) Date sold or disposed (Mo, day, yr)	(d) Proceeds (sales price) (see instructions)	(e) Cost or other basis. See the Note below and see Column (e) in the separate instructions	Adjustment, if any, to gain or loss If you enter an amount in column (g), enter a code in column (f) See the separate instructions		(h) Gain or (loss) Subtract column (e) from column (d) and combine the result with column (g)
						(f) Code(s) from instructions	(g) Amount of adjustment	
	591.61 GNMA REMIC SER 2011 06/16/40	04/15/2013	12/16/2013	592.00	625.00			-33.00
	749.63 GNMA REMIC SER 2011 06/16/40	04/15/2013	12/31/2013	750.00	792.00			-42.00
	493.46 GNMA REMIC SER 2011 06/16/40	04/15/2013	12/31/2013	493.00	521.00			-28.00
2 Totals. Add the amounts in columns (d), (e), (g), and (h) (subtract negative amounts). Enter each total here and include on your Schedule D, line 1b (if Box A above is checked), line 2 (if Box B above is checked), or line 3 (if Box C above is checked) ►				27,089.	27,926			-837

Note. If you checked Box A above but the basis reported to the IRS was incorrect, enter in column (e) the basis as reported to the IRS, and enter an adjustment in column (g) to correct the basis. See Column (g) in the separate instructions for how to figure the amount of the adjustment.

For Paperwork Reduction Act Notice, see your tax return instructions.

Form **8949** (2013)JSA
3X2615 2 000

Name(s) shown on return (Name and SSN or taxpayer identification no. not required if shown on other side)

Social security number or taxpayer identification number

39-15C045048768 TTEES EPPLEY FD FOR RESEARCH

13-6058048

Most brokers issue their own substitute statement instead of using Form 1099-B. They also may provide basis information (usually your cost) to you on the statement even if it is not reported to the IRS. Before you check Box D, E, or F below, determine whether you received any statement(s) and, if so, the transactions for which basis was reported to the IRS. Brokers are required to report basis to the IRS for most stock you bought in 2011 or later.

Part II Long-Term. Transactions involving capital assets you held more than one year are long term. For short-term transactions, see page 1.

Note. You may aggregate all long-term transactions reported on Form(s) 1099-B showing basis was reported to the IRS and for which no adjustments or codes are required. Enter the total directly on Schedule D, line 8a; you are not required to report these transactions on Form 8949 (see instructions).

You must check Box D, E, or F below. Check only one box. If more than one box applies for your long-term transactions, complete a separate Form 8949, page 2, for each applicable box. If you have more long-term transactions than will fit on this page for one or more of the boxes, complete as many forms with the same box checked as you need.

☐ **(D)** Long-term transactions reported on Form(s) 1099-B showing basis was reported to the IRS (see **Note** above)

☐ **(E)** Long-term transactions reported on Form(s) 1099-B showing basis was **not** reported to the IRS

☒ **(F)** Long-term transactions not reported to you on Form 1099-B

1	(a) Description of property (Example 100 sh XYZ Co)	(b) Date acquired (Mo, day, yr)	(c) Date sold or disposed (Mo, day, yr)	(d) Proceeds (sales price) (see instructions)	(e) Cost or other basis. See the Note below and see Column (e) in the separate instructions	Adjustment, if any, to gain or loss If you enter an amount in column (g), enter a code in column (f). See the separate instructions		(h) Gain or (loss) Subtract column (e) from column (d) and combine the result with column (g)
						(f) Code(s) from instructions	(g) Amount of adjustment	
300.	ALLSTATE CORP	01/22/2004	01/30/2013	13,101.00	13,564.00			-463.00
200	ALLSTATE CORP	01/22/2004	03/19/2013	9,607.00	9,043.00			564.00
100	ALLSTATE CORP	01/22/2004	04/03/2013	4,947.00	4,521.00			426.00
300.	AMERISOURCEBERGEN COR	08/08/1989	01/30/2013	13,671.00	1,092.00			12,579.00
200.	AMERISOURCEBERGEN COR	08/08/1989	02/25/2013	9,320.00	728.00			8,592.00
300.	AMERISOURCEBERGEN COR	08/08/1989	03/19/2013	15,417.00	1,092.00			14,325.00
200.	AMERISOURCEBERGEN COR	08/08/1989	04/03/2013	10,422.00	728.00			9,694.00
200.	AMERISOURCEBERGEN COR	08/08/1989	08/27/2013	11,382.00	728.00			10,654.00
200.	AMGEN INC	12/10/1997	01/30/2013	17,211.00	2,634.00			14,577.00
100.	AMGEN INC	12/10/1997	02/25/2013	9,067.00	1,317.00			7,750.00
200	AMGEN INC	12/10/1997	03/19/2013	18,142.00	2,634.00			15,508.00
100.	AMGEN INC	12/10/1997	04/03/2013	10,479.00	1,317.00			9,162.00
100.	AMGEN INC	12/10/1997	08/27/2013	10,967.00	1,317.00			9,650.00
273.	BANK OF NEW YORK MELL	01/01/1977	01/30/2013	7,422.00	1,393.00			6,029.00
2 Totals. Add the amounts in columns (d), (e), (g), and (h) (subtract negative amounts). Enter each total here and include on your Schedule D, line 8b (if Box D above is checked), line 9 (if Box E above is checked), or line 10 (if Box F above is checked) ▶								

Note. If you checked Box D above but the basis reported to the IRS was incorrect, enter in column (e) the basis as reported to the IRS, and enter an adjustment in column (g) to correct the basis. See Column (g) in the separate instructions for how to figure the amount of the adjustment.

Name(s) shown on return (Name and SSN or taxpayer identification no. not required if shown on other side)

Social security number or taxpayer identification number

39-15C045048768 TTEES EPPLEY FD FOR RESEARCH

13-6058048

Most brokers issue their own substitute statement instead of using Form 1099-B. They also may provide basis information (usually your cost) to you on the statement even if it is not reported to the IRS. Before you check Box D, E, or F below, determine whether you received any statement(s) and, if so, the transactions for which basis was reported to the IRS. Brokers are required to report basis to the IRS for most stock you bought in 2011 or later.

Part II Long-Term. Transactions involving capital assets you held more than one year are long term. For short-term transactions, see page 1.

Note. You may aggregate all long-term transactions reported on Form(s) 1099-B showing basis was reported to the IRS and for which no adjustments or codes are required. Enter the total directly on Schedule D, line 8a; you are not required to report these transactions on Form 8949 (see instructions).

You must check Box D, E, or F below. Check only one box. If more than one box applies for your long-term transactions, complete a separate Form 8949, page 2, for each applicable box. If you have more long-term transactions than will fit on this page for one or more of the boxes, complete as many forms with the same box checked as you need.

☐ **(D)** Long-term transactions reported on Form(s) 1099-B showing basis was reported to the IRS (see **Note** above)

☐ **(E)** Long-term transactions reported on Form(s) 1099-B showing basis was **not** reported to the IRS

☒ **(F)** Long-term transactions not reported to you on Form 1099-B

1	(a) Description of property (Example 100 sh XYZ Co)	(b) Date acquired (Mo, day, yr)	(c) Date sold or disposed (Mo, day, yr)	(d) Proceeds (sales price) (see instructions)	(e) Cost or other basis. See the Note below and see Column (e) in the separate instructions	Adjustment, if any, to gain or loss If you enter an amount in column (g), enter a code in column (f). See the separate instructions		(h) Gain or (loss) Subtract column (e) from column (d) and combine the result with column (g)
						(f) Code(s) from instructions	(g) Amount of adjustment	
300	BANK OF NEW YORK MELL	01/01/1977	03/19/2013	8,571.00	1,531.00			7,040.00
350	CHEVRONTEXACO CORP	12/28/1993	01/30/2013	40,893.00	18,313.00			22,580.00
175	CHEVRONTEXACO CORP	12/28/1993	03/19/2013	20,936.00	8,205.00			12,731.00
100	CHEVRONTEXACO CORP	12/28/1993	04/03/2013	11,808.00	4,688.00			7,120.00
50.	CHEVRONTEXACO CORP	12/28/1993	08/27/2013	5,957.00	2,344.00			3,613.00
300	CISCO SYS INC	06/23/2005	01/30/2013	6,168.00	6,027.00			141.00
30000.	DELL INC 4/01/14	06/28/2011	01/16/2013	30,194.00	30,753.00			-559.00
300	E M C CORP MASS	11/08/2007	01/30/2013	7,423.00	6,154.00			1,269.00
35000.	FEDERAL HOME LN MTG 1/18/17	12/28/2011	01/18/2013	35,000.00	35,000.00			
300.	GAP INC DEL	09/27/2010	01/30/2013	9,813.00	5,598.00			4,215.00
200.	GAP INC. DEL	09/27/2010	03/19/2013	7,324.00	3,732.00			3,592.00
300.	GENERAL ELEC CO.	06/21/2007	01/30/2013	6,745.00	11,613.00			-4,868.00
30000.	GOLDMAN SACHS GROUP 7/15/13	11/01/2011	07/15/2013	30,000.00	30,917.00			-917.00
30000.	HEWLETT PACKARD CO 9/13/13	09/12/2011	09/13/2013	30,000.00	30,012.00			-12.00
2 Totals. Add the amounts in columns (d), (e), (g), and (h) (subtract negative amounts). Enter each total here and include on your Schedule D, line 8b (if Box D above is checked), line 9 (if Box E above is checked), or line 10 (if Box F above is checked) ►								

Note. If you checked Box D above but the basis reported to the IRS was incorrect, enter in column (e) the basis as reported to the IRS, and enter an adjustment in column (g) to correct the basis. See Column (g) in the separate instructions for how to figure the amount of the adjustment.

Name(s) shown on return (Name and SSN or taxpayer identification no. not required if shown on other side)

Social security number or taxpayer identification number

39-15C045048768 TTEES EPPLEY FD FOR RESEARCH

13-6058048

Most brokers issue their own substitute statement instead of using Form 1099-B. They also may provide basis information (usually your cost) to you on the statement even if it is not reported to the IRS. Before you check Box D, E, or F below, determine whether you received any statement(s) and, if so, the transactions for which basis was reported to the IRS. Brokers are required to report basis to the IRS for most stock you bought in 2011 or later.

Part II Long-Term. Transactions involving capital assets you held more than one year are long term. For short-term transactions, see page 1.

Note. You may aggregate all long-term transactions reported on Form(s) 1099-B showing basis was reported to the IRS and for which no adjustments or codes are required. Enter the total directly on Schedule D, line 8a; you are not required to report these transactions on Form 8949 (see instructions).

You must check Box D, E, or F below. Check only one box. If more than one box applies for your long-term transactions, complete a separate Form 8949, page 2, for each applicable box. If you have more long-term transactions than will fit on this page for one or more of the boxes, complete as many forms with the same box checked as you need.

☐ **(D)** Long-term transactions reported on Form(s) 1099-B showing basis was reported to the IRS (see **Note** above)

☐ **(E)** Long-term transactions reported on Form(s) 1099-B showing basis was **not** reported to the IRS

☒ **(F)** Long-term transactions not reported to you on Form 1099-B

1	(a) Description of property (Example 100 sh XYZ Co)	(b) Date acquired (Mo, day, yr)	(c) Date sold or disposed (Mo, day, yr)	(d) Proceeds (sales price) (see instructions)	(e) Cost or other basis. See the Note below and see Column (e) in the separate instructions	Adjustment, if any, to gain or loss if you enter an amount in column (g), enter a code in column (f) See the separate instructions		(h) Gain or (loss) Subtract column (e) from column (d) and combine the result with column (g)
						(f) Code(s) from instructions	(g) Amount of adjustment	
300	INTEL CORP	06/23/2005	01/30/2013	6,384.00	8,166.00			-1,782.00
200	KIMBERLY-CLARK CORP C	08/13/1996	01/30/2013	17,651.00	7,758.00			9,893.00
100	KIMBERLY-CLARK CORP C	08/13/1996	03/19/2013	9,326.00	3,879.00			5,447.00
100	KIMBERLY-CLARK CORP C	08/13/1996	04/03/2013	9,848.00	3,879.00			5,969.00
100	LILLY ELI & CO. COM	06/20/2011	04/03/2013	5,714.00	3,744.00			1,970.00
200	NORFOLK SOUTHERN CORP	12/30/1976	01/30/2013	13,984.00	714.00			13,270.00
200	NORFOLK SOUTHERN CORP	12/30/1976	03/19/2013	15,185.00	714.00			14,471.00
100	NORFOLK SOUTHERN CORP	12/30/1976	04/03/2013	7,560.00	357.00			7,203.00
200	PFIZER INC.	09/18/1974	04/03/2013	5,790.00	131.00			5,659.00
200	PLAINS EXPLORATION &	06/23/2005	01/30/2013	9,544.00	8,673.00			871.00
3000	PLAINS EXPLORATION &	07/12/2006	05/31/2013	138,029.00	117,169.00			20,860.00
300	QEP RESOURCES INC	12/09/1976	01/30/2013	9,066.00	537.00			8,529.00
300	QUESTAR CORP	12/09/1976	01/30/2013	6,966.00	260.00			6,706.00
266	TIME WARNER INC	12/16/2004	01/30/2013	13,257.00	10,845.00			2,412.00
2 Totals. Add the amounts in columns (d), (e), (g), and (h) (subtract negative amounts). Enter each total here and include on your Schedule D, line 8b (if Box D above is checked), line 9 (if Box E above is checked), or line 10 (if Box F above is checked) ►								

Note. If you checked Box D above but the basis reported to the IRS was incorrect, enter in column (e) the basis as reported to the IRS, and enter an adjustment in column (g) to correct the basis. See Column (g) in the separate instructions for how to figure the amount of the adjustment.

Name(s) shown on return (Name and SSN or taxpayer identification no. not required if shown on other side)

Social security number or taxpayer identification number

39-15C045048768 TTEES EPPLEY FD FOR RESEARCH

13-6058048

Most brokers issue their own substitute statement instead of using Form 1099-B. They also may provide basis information (usually your cost) to you on the statement even if it is not reported to the IRS. Before you check Box D, E, or F below, determine whether you received any statement(s) and, if so, the transactions for which basis was reported to the IRS. Brokers are required to report basis to the IRS for most stock you bought in 2011 or later.

Part II Long-Term. Transactions involving capital assets you held more than one year are long term. For short-term transactions, see page 1.

Note. You may aggregate all long-term transactions reported on Form(s) 1099-B showing basis was reported to the IRS and for which no adjustments or codes are required. Enter the total directly on Schedule D, line 8a; you are not required to report these transactions on Form 8949 (see instructions).

You must check Box D, E, or F below. Check only one box. If more than one box applies for your long-term transactions, complete a separate Form 8949, page 2, for each applicable box. If you have more long-term transactions than will fit on this page for one or more of the boxes, complete as many forms with the same box checked as you need.

☐ **(D)** Long-term transactions reported on Form(s) 1099-B showing basis was reported to the IRS (see **Note** above)

☐ **(E)** Long-term transactions reported on Form(s) 1099-B showing basis was **not** reported to the IRS

☒ **(F)** Long-term transactions not reported to you on Form 1099-B

1	(a) Description of property (Example 100 sh XYZ Co.)	(b) Date acquired (Mo., day, yr.)	(c) Date sold or disposed (Mo., day, yr.)	(d) Proceeds (sales price) (see instructions)	(e) Cost or other basis. See the Note below and see Column (e) in the separate instructions	Adjustment, if any, to gain or loss If you enter an amount in column (g), enter a code in column (f). See the separate instructions		(h) Gain or (loss). Subtract column (e) from column (d) and combine the result with column (g)
						(f) Code(s) from instructions	(g) Amount of adjustment	
	200. TIME WARNER INC	12/16/2004	03/19/2013	11,246.00	8,154.00			3,092.00
	300 TORCHMARK CORP	06/11/1987	01/30/2013	16,599.00	1,553.00			15,046.00
	200. TORCHMARK CORP	06/11/1987	03/19/2013	11,792.00	1,035.00			10,757.00
	100. TORCHMARK CORP	06/11/1987	04/03/2013	5,887.00	518.00			5,369.00
	150. TORCHMARK CORP	06/11/1987	08/27/2013	10,421.00	776.00			9,645.00
	600. THE TRAVELERS COMPANI	01/22/2004	01/30/2013	46,323.00	25,301.00			21,022.00
	200 THE TRAVELERS COMPANI	01/22/2004	02/25/2013	15,976.00	8,434.00			7,542.00
	150 THE TRAVELERS COMPANI	01/22/2004	03/19/2013	12,442.00	6,325.00			6,117.00
	100. THE TRAVELERS COMPANI	01/22/2004	04/03/2013	8,409.00	4,217.00			4,192.00
	200 UNITEDHEALTH GROUP IN	08/30/2006	01/30/2013	11,250.00	10,376.00			874.00
	150. UNITEDHEALTH GROUP IN	08/30/2006	04/03/2013	9,260.00	7,782.00			1,478.00
	240. VERIZON COMMUNICATION	12/10/1985	01/30/2013	10,526.00	2,621.00			7,905.00
	200. VERIZON COMMUNICATION	12/10/1985	04/03/2013	9,774.00	2,185.00			7,589.00
	750. WILLIAMS COS INC. DEL	06/21/2007	01/30/2013	26,309.00	19,693.00			6,616.00
2 Totals. Add the amounts in columns (d), (e), (g), and (h) (subtract negative amounts). Enter each total here and include on your Schedule D, line 8b (if Box D above is checked), line 9 (if Box E above is checked), or line 10 (if Box F above is checked) ►								

Note. If you checked Box D above but the basis reported to the IRS was incorrect, enter in column (e) the basis as reported to the IRS, and enter an adjustment in column (g) to correct the basis. See Column (g) in the separate instructions for how to figure the amount of the adjustment.

Name(s) shown on return (Name and SSN or taxpayer identification no. not required if shown on other side)

Social security number or taxpayer identification number

39-15C045048768 TTEES EPPLEY FD FOR RESEARCH

13-6058048

Most brokers issue their own substitute statement instead of using Form 1099-B. They also may provide basis information (usually your cost) to you on the statement even if it is not reported to the IRS. Before you check Box D, E, or F below, determine whether you received any statement(s) and, if so, the transactions for which basis was reported to the IRS. Brokers are required to report basis to the IRS for most stock you bought in 2011 or later.

Part II **Long-Term.** Transactions involving capital assets you held more than one year are long term. For short-term transactions, see page 1.

Note. You may aggregate all long-term transactions reported on Form(s) 1099-B showing basis was reported to the IRS and for which no adjustments or codes are required. Enter the total directly on Schedule D, line 8a; you are not required to report these transactions on Form 8949 (see instructions).

You must check Box D, E, or F below. Check only one box. If more than one box applies for your long-term transactions, complete a separate Form 8949, page 2, for each applicable box. If you have more long-term transactions than will fit on this page for one or more of the boxes, complete as many forms with the same box checked as you need.

☐ (D) Long-term transactions reported on Form(s) 1099-B showing basis was reported to the IRS (see **Note** above)

☐ (E) Long-term transactions reported on Form(s) 1099-B showing basis was **not** reported to the IRS

☒ (F) Long-term transactions not reported to you on Form 1099-B

1	(a) Description of property (Example 100 sh XYZ Co)	(b) Date acquired (Mo, day, yr)	(c) Date sold or disposed (Mo, day, yr)	(d) Proceeds (sales price) (see instructions)	(e) Cost or other basis. See the Note below and see Column (e) in the separate instructions	Adjustment, if any, to gain or loss If you enter an amount in column (g), enter a code in column (f). See the separate instructions		(h) Gain or (loss) Subtract column (e) from column (d) and combine the result with column (g)
						(f) Code(s) from instructions	(g) Amount of adjustment	
	250. WILLIAMS COS INC DEL	06/21/2007	04/03/2013	9,217.00	6,564.00			2,653.00
2 Totals. Add the amounts in columns (d), (e), (g), and (h) (subtract negative amounts). Enter each total here and include on your Schedule D, line 8b (if Box D above is checked), line 9 (if Box E above is checked), or line 10 (if Box F above is checked) ►				895,722.	509,355.			386,367.

Note. If you checked Box D above but the basis reported to the IRS was incorrect, enter in column (e) the basis as reported to the IRS, and enter an adjustment in column (g) to correct the basis. See Column (g) in the separate instructions for how to figure the amount of the adjustment.

FEDERAL CAPITAL GAIN DISTRIBUTIONS

=====

LONG-TERM CAPITAL GAIN DISTRIBUTIONS

15% RATE CAPITAL GAIN DISTRIBUTIONS

CLASS ACTION PROCEEDS

37.00

TOTAL 15% RATE CAPITAL GAIN DISTRIBUTIONS

37.00

TOTAL LONG-TERM CAPITAL GAIN DISTRIBUTIONS

37.00

=====



Statement of Accounts

Statement Period 1 Dec 2013 - 31 Dec 2013

STATEMENT OVERVIEW

This alternate statement has been prepared for
Citibank, N.A. Ttees.The Eppley Foundation For
Research U/W M. E. Clause 7 B

Legal Entity

CITIBANK, N.A. - NEW YORK

1964000
39



Reference Currency: USD

	<u>LAST PERIOD</u>	<u>THIS PERIOD</u>	<u>Page</u>
	Total Value USD	Total Value USD	Number
TOTAL ASSETS	4,642,557.28	4,706,603.70	
Investment Assets In This Statement	4,642,557.28	4,706,603.70	
US Balanced Portfolio - Growth 25/75 —	4,642,557.28	4,706,603.70	4
15C045048768			

Total Value = Market Value + Accrued Interest + Accrued Dividend



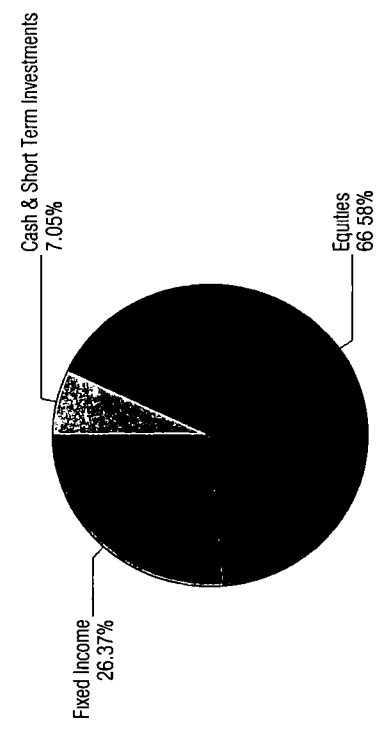
ACCOUNT SUMMARY

Reference Currency: USD

ACTIVITY SUMMARY

	TOTAL ACTIVITY		PRINCIPAL ACTIVITY		INCOME ACTIVITY	
	This Period	Year to Date	This Period	Year to Date	This Period	Year to Date
Opening Market Value	4,629,177.57	4,059,358.19	4,590,703.08	4,013,273.66	38,474.49	46,084.53
Deposits to Account	0.86	37.65	0.76	37.55	0.10	0.10
Withdrawals from Account	(0.86)	(197,983.61)	—	(107,832.00)	(0.86)	(90,151.61)
Securities Transferred In	—	—	—	—	—	—
Securities Transferred Out	—	—	—	—	—	—
Dividends and Interest	12,162.30	95,496.01	—	—	12,162.30	95,496.01
Market Change	57,248.33	742,967.96	57,248.33	742,967.96	0.00	0.00
Other Income or Expense	(301.00)	(1,589.00)	(55.00)	(550.00)	(246.00)	(1,039.00)
Closing Market Value	4,698,287.20	4,698,287.20	4,647,897.17	4,647,897.17	50,390.03	50,390.03

ASSET ALLOCATION TABLE SHOWN ON NEXT PAGE



Values less than 1% not graphed.

US Balanced Portfolio - Growth 25/75 - 15C045048768

Statement Period 1 Dec 2013 - 31 Dec 2013



ACCOUNT SUMMARY

Reference Currency: USD

ASSET ALLOCATION & UNREALIZED GAIN/(LOSS)

Asset Class	Total Value Last Period	Change	Total Value This Period	Percent of Total Account	Cost	Unrealized Gain/(Loss)	Estimated Annual Income	Accrued Interest/Dividend
Cash & Short Term Investments	317,776.14	14,132.52	331,908.66	7.05	331,895.75	0.00	165.95	12.91
Cash	0.00	0.00	0.00	0.00	0.00	0.00	0.00	0.00
Short Term Investments	317,776.14	14,132.52	331,908.66	7.05	331,895.75	0.00	165.95	12.91
Equities	3,071,058.10	62,447.23	3,133,505.33	66.58	1,352,887.56	1,776,329.27	74,408.30	4,288.50
Common Stock	3,071,058.10	62,447.23	3,133,505.33	66.58	1,352,887.56	1,776,329.27	74,408.30	4,288.50
Fixed Income	1,253,723.04	(12,533.33)	1,241,189.71	26.37	1,239,675.21	(2,500.59)	21,611.37	4,015.09
Corporate Bonds	627,549.50	(2,958.77)	624,590.73	13.27	616,393.20	4,439.50	13,677.50	3,758.03
Government Bonds	626,173.54	(9,574.56)	616,598.98	13.10	623,282.01	(6,940.09)	7,933.87	257.06
Total Assets	4,642,557.28	64,046.42	4,706,603.70	100.00	2,924,458.52	1,773,828.68	96,185.62	8,316.50

Total Value = Market Value + Accrued Interest + Accrued Dividend

00220/00246/08558/H45

Citibank, N.A. Ttees.The Eppley Foundation For Research U/W M. E. Clause 7 B

Page 5 of 28



US Balanced Portfolio - Growth 25/75 - 15C045048768

Statement Period 1 Dec 2013 - 31 Dec 2013

ACCOUNT SUMMARY

Reference Currency USD

	TOTAL		PRINCIPAL		INCOME	
	Total Value		Market Value	Accrued Interest/Dividend	Market Value	Accrued Interest/Dividend
Cash & Short Term Investments	331,908.66		281,505.72	11.13	50,390.03	1.78
Equities	3,133,505.33		3,129,216.83	4,288.50	—	—
Fixed Income	1,241,189.71		1,237,174.62	4,015.09	—	—
Convertible Bonds	—		—	—	—	—
Multi Asset Class Funds	—		—	—	—	—
Alternative Investments	—		—	—	—	—
Capital Markets	—		—	—	—	—
Others	—		—	—	—	—
Total	4,706,603.70		4,647,897.17	8,314.72	50,390.03	1.78

Total Value = Market Value + Accrued Interest + Accrued Dividend

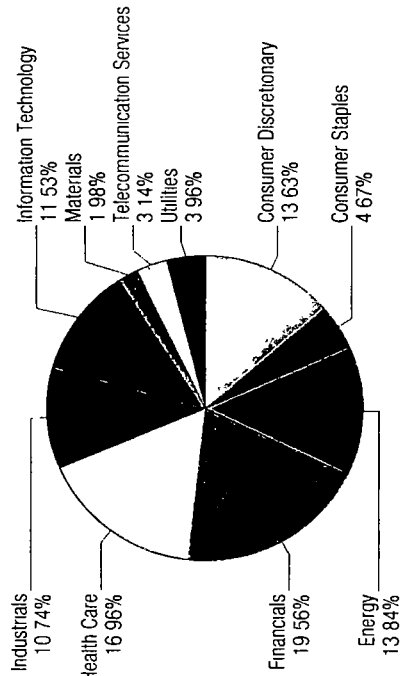
	TOTAL ACTIVITY		PRINCIPAL ACTIVITY		INCOME ACTIVITY	
	This Period	Year to Date	This Period	Year to Date	This Period	Year to Date
Opening Cash Balance	317,763.16	144,175.50	279,288.67	98,090.97	38,474.49	46,084.53
Cash Deposits	0.86	37.65	0.76	37.55	0.10	0.10
Cash Withdrawals	(0.86)	(197,983.61)	—	(107,832.00)	(0.86)	(90,151.61)
Assets Purchased	—	(626,376.95)	—	(626,376.95)	—	—
Assets Sold	2,271.29	918,136.15	2,271.29	918,136.15	—	—
Income Received	12,162.30	95,496.01	—	—	12,162.30	95,496.01
Taxes / Fees / Miscellaneous	(301.00)	(1,589.00)	(55.00)	(550.00)	(246.00)	(1,039.00)
Closing Cash Balance	331,895.75	331,895.75	281,505.72	281,505.72	50,390.03	50,390.03

EQUITY INVESTMENTS ANALYSIS

Reference Currency: USD

SECTOR ALLOCATION

Sector Name	Market Value	% Total
Consumer Discretionary	426,453.00	13.6
Consumer Staples	146,244.00	4.7
Energy	433,082.33	13.8
Financials	612,074.50	19.6
Foreign Equities	0.00	0.0
Health Care	530,590.00	17.0
Industrials	336,148.00	10.7
Information Technology	360,645.50	11.5
Materials	61,936.50	2.0
Miscellaneous - Foreign	0.00	0.0
Other	0.00	0.0
Telecommunication Services	98,280.00	3.1
Utilities	123,763.00	4.0
Total	3,129,216.83	100.0



Values less than 1% not graphed

TOP TEN HOLDINGS BY VALUE

Description	Sector	Market Value	% Total	Yield
NORFOLK SOUTHERN CORP	Industrials	176,377.00	5.64	2.24
TORCHMARK CORP	Financials	175,837.50	5.62	0.87
GENERAL ELECTRIC CO	Industrials	159,771.00	5.11	3.14
TRAVELERS COMPANIES IN	Financials	158,445.00	5.06	2.21
WILLIAMS COS INC	Energy	154,280.00	4.93	3.94
CHEVRON CORP	Energy	146,769.25	4.69	3.20
KIMBERLY CLARK CORP	Consumer Staples	146,244.00	4.67	3.10
CVS CAREMARK CORP	Consumer Discretionary	143,140.00	4.57	1.54
ALLSTATE CORP	Financials	130,896.00	4.18	1.83
AMERISOURCEBERGEN CORP	Health Care	126,558.00	4.04	1.34
Total		1,518,317.75	48.52	




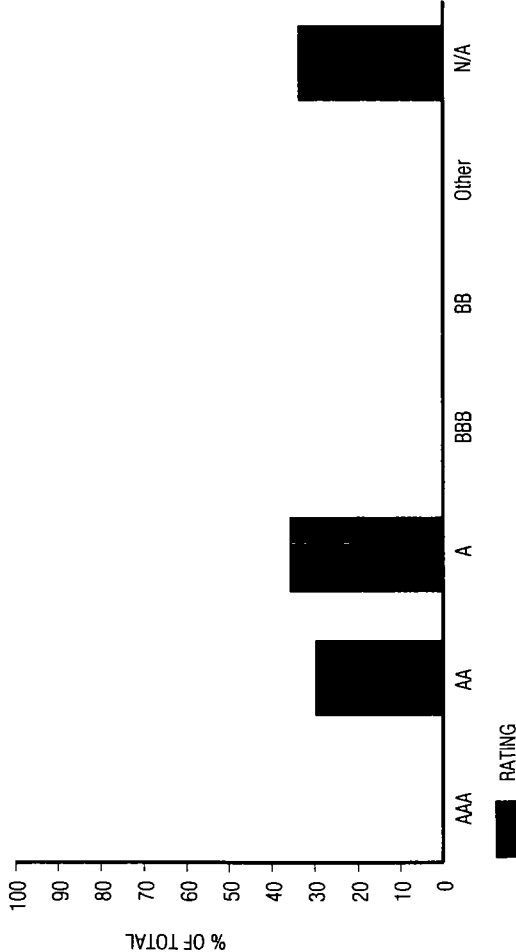
US Balanced Portfolio - Growth 25/75 - 15C045048768

Statement Period 1 Dec 2013 - 31 Dec 2013

FIXED INCOME INVESTMENTS ANALYSIS

Reference Currency USD

BOND QUALITY RATINGS				BOND MATURITY SCHEDULE			
S&P Rating	Market Value	% Total		Maturity Schedule	Market Value	% Total	
AAA	0.00	0		Less than 1 year	60,496.20	5	
AA	372,085.13	30		1 to 5 years	1,053,090.99	85	
A	445,462.97	36		5 to 10 years	0.00	0	
BBB	0.00	0		10 to 15 years	0.00	0	
BB	0.00	0		15 to 20 years	0.00	0	
Other	0.00	0		20+ years	123,587.43	10	
N/A	419,626.52	34		N/A	0.00	0	
Total	1,237,174.62	100%		Total	1,237,174.62	100%	



US Balanced Portfolio - Growth 25/75 - 150045048768
Statement Period 1 Dec 2013 - 31 Dec 2013

INVESTMENT POSITIONS - PRINCIPAL

Reference Currency USD

CASH AND SHORT TERM INVESTMENTS 6.05% SORTED BY LIQUIDITY									
Description	Qty	Average/ Unit Cost	Total Cost	Market Price As of Date	Market Value	Accrued Interest	Total Value	Unrealized Gain/Loss	Est. Annual Income
Cash									
USD	0.00	0.000	0.00	0.00	0.00	0.00	0.00	0.00	0.00
Short Term Investments									
CITIBANK M D A (L) CUSIP 9900CST72 Yield 05%	281,505.72	100.000	281,505.72	1.00	281,505.72	11.13	281,516.85	0.00	140.75
Total Cash and Short Term Investments			281,505.72		281,505.72	11.13	281,516.85	0.00	140.75

EQUITIES 67.30% SORTED ALPHABETICALLY									
Description	Qty	Average/ Unit Cost	Total Cost	Market Price As of Date	Market Value	Accrued Dividend	Total Value	Unrealized Gain/Loss	Est. Annual Income
Common Stock									
ALLIANT ENERGY CORP-USD Ticker/CUSIP LNT/018802108 Yield 3.64% Sector Utilities	750	40.300	30,225.00	51.60 31 Dec 13	38,700.00	0.00	38,700.00	8,475.00	1,410.00
ALLSTATE CORP Ticker/CUSIP ALL/020002101 Yield 1.83% Sector Financials	2,400	45.213	108,510.24	54.54 31 Dec 13	130,896.00	600.00	131,496.00	22,385.76	2,400.00
AMERISOURCEBERGEN CORP Ticker/CUSIP ABC/03073E105 Yield 1.34% Sector Health Care	1,800	3.639	6,549.93	70.31 31 Dec 13	126,558.00	0.00	126,558.00	120,008.07	1,692.00
AMGEN INC Ticker/CUSIP AMGN/031162100 Yield 2.14% Sector Health Care	800	13.172	10,537.49	114.08 31 Dec 13	91,264.00	0.00	91,264.00	80,726.51	1,952.00
BANK NEW YORK MELLON CORP Ticker/CUSIP BK/064058100 Yield 1.72% Sector Financials	3,200	5.104	16,331.33	34.94 31 Dec 13	111,808.00	0.00	111,808.00	95,476.67	1,920.00



US Balanced Portfolio - Growth 25/75 - 15C045048768
Statement Period 1 Dec 2013 - 31 Dec 2013

INVESTMENT POSITIONS - PRINCIPAL

Reference Currency: USD

EQUITIES CONTINUED

Description	Qty	Average/ Unit Cost	Total Cost	Market Price As of Date	Market Value	Accrued Dividend	Total Value	Unrealized Gain/Loss	Est. Annual Income
Common Stock CONTINUED									
CHEVRON CORP Ticker/CUSIP: CVX/166764100 Yield 3.2% Sector Energy	1,175	23.885	28,064.68	124.91 31 Dec 13	146,769.25	0.00	146,769.25	118,704.57	4,700.00
CISCO SYS INC Ticker/CUSIP: CSCO/17275R102 Yield 3.03% Sector Information Technology	3,700	20.090	74,333.00	22.43 31 Dec 13	82,991.00	0.00	82,991.00	8,658.00	2,516.00
COMCAST CORP CL A Ticker/CUSIP: CMCSA/20030N101 Yield 1.5% Sector Consumer Discretionary	2,000	18.317	36,634.60	51.965 31 Dec 13	103,930.00	390.00	104,320.00	67,295.40	1,560.00
CVS CAREMARK CORP Ticker/CUSIP: CVS/126650100 Yield 1.54% Sector Consumer Discretionary	2,000	37.040	74,079.40	71.57 31 Dec 13	143,140.00	0.00	143,140.00	69,060.60	2,200.00
EIDU PONT DE NEMOURS & CO Ticker/CUSIP: DD/263534109 Yield 2.77% Sector Materials	750	45.370	34,027.20	64.97 31 Dec 13	48,727.50	0.00	48,727.50	14,700.30	1,350.00
ELI LILLY & CO Ticker/CUSIP: LLY/532457108 Yield 3.84% Sector Health Care	1,100	36.422	40,064.00	51.00 31 Dec 13	56,100.00	0.00	56,100.00	16,036.00	2,156.00
EMC CORP-MASS Ticker/CUSIP: EMC/268648102 Yield 1.59% Sector Information Technology	3,700	20.514	75,899.95	25.15 31 Dec 13	93,055.00	0.00	93,055.00	17,155.05	1,480.00
FAIRPOINT COMMUNICATIONS INC Ticker/CUSIP: FRCMQ/305560104 Sector Telecommunication Services	46	2.467	113.49	0.00 31 Mar 11	0.00	0.00	0.00	(113.49)	0.00
FREEMPORT MCMORAN COPPER & GOLD Ticker/CUSIP: FCX/35671D857 Yield 3.31% Sector Materials	350	47.520	16,632.00	37.74 31 Dec 13	13,209.00	0.00	13,209.00	(3,423.00)	437.50

US Balanced Portfolio - Growth 25/75 - 15C045048768

Statement Period 1 Dec 2013 - 31 Dec 2013



Reference Currency USD

INVESTMENT POSITIONS - PRINCIPAL

EQUITIES CONTINUED

Description	Qty	Average/ Unit Cost	Total Cost	Market Price As of Date	Market Value	Accrued Dividend	Total Value	Unrealized Gain/Loss	Est. Annual Income
Common Stock CONTINUED									
GAP INC DELAWARE Ticker/CUSIP GPS/364760108 Yield 2.05% Sector Consumer Discretionary	1,000	18 661	18,660 90	39 08 31 Dec 13	39,080 00	0 00	39,080 00	20,419 10	800 00
GENERAL ELECTRIC CO Ticker/CUSIP GE/369604103 Yield 3.14% Sector Industrials	5,700	37 443	213,425 50	28 03 31 Dec 13	159,771 00	1,254 00	161,025 00	(53,654 50)	5,016 00
INTEL CORP Ticker/CUSIP INTC/458140100 Yield 3.47% Sector Information Technology	2,500	27 220	68,050 00	25 955 31 Dec 13	64,887 50	0 00	64,887 50	(3,162 50)	2,250 00
JPMORGAN CHASE & CO Ticker/CUSIP JPM/46625H100 Yield 2.6% Sector Financials	600	40 433	24,259 92	58 48 31 Dec 13	35,088 00	0 00	35,088 00	10,828 08	912 00
KIMBERLY CLARK CORP Ticker/CUSIP KMB/494368103 Yield 3.1% Sector Consumer Staples	1,400	38 261	53,565 69	104 46 31 Dec 13	146,244 00	1,134 00	147,378 00	92,678 31	4,536 00
MERCK & CO INC NEW Ticker/CUSIP MRK/58933Y105 Yield 3.52% Sector Health Care	1,200	15 062	18,073 93	50 05 31 Dec 13	60,060 00	528 00	60,588 00	41,986 07	2,112 00
MICROSOFT CORP Ticker/CUSIP MSFT/594918104 Yield 2.99% Sector Information Technology	3,200	25 304	80,972 00	37 41 31 Dec 13	119,712 00	0 00	119,712 00	38,740 00	3,584 00
NORFOLK SOUTHERN CORP Ticker/CUSIP NSC/65844108 Yield 2.24% Sector Industrials	1,900	3 571	6,784 05	92 83 31 Dec 13	176,377 00	0 00	176,377 00	169,592 95	3,952 00
Pfizer Inc Ticker/CUSIP PFE/717081103 Yield 3.4% Sector Health Care	3,100	0 655	2,031 28	30 63 31 Dec 13	94,953 00	0 00	94,953 00	92,921 72	3,224 00



US Balanced Portfolio - Growth 25/75 - 15C045048768

Statement Period 1 Dec 2013 - 31 Dec 2013

INVESTMENT POSITIONS - PRINCIPAL

Reference Currency USD

EQUITIES CONTINUED

Description	Qty	Average/ Unit Cost	Total Cost	Market Price As of Date	Market Value	Accrued Dividend	Total Value	Unrealized Gain/Loss	Est Annual Income
Common Stock CONTINUED									
QEP RESOURCES INC Ticker/CUSIP : QEP/74733V100 Yield 26% Sector : Energy	3,200	1 513	4,842 52	30.65 31 Dec 13	98,080.00	0.00	98,080 00	93,237 48	256.00
QUESTAR CORP Ticker/CUSIP : STR/748356102 Yield 3.13% Sector : Utilities	3,700	0 750	2,774 39	22 99 31 Dec 13	85,063 00	0.00	85,063 00	82,288 61	2,664 00
TIME WARNER CABLE INC Ticker/CUSIP : TWC/88732J207 Yield 1 92% Sector : Consumer Discretionary	418	48 547	20,292 72	135 50 31 Dec 13	56,639 00	0 00	56,639 00	36,346 28	1,086 80
TIME WARNER INC Ticker/CUSIP : TWX/887317303 Yield 1 65% Sector : Consumer Discretionary	1,200	32.018	38,421 50	69 72 31 Dec 13	83,664.00	0.00	83,664 00	45,242 50	1,380 00
TORCHMARK CORP Ticker/CUSIP : TMK/891027104 Yield 87% Sector : Financials	2,250	5 176	11,646 42	78.15 31 Dec 13	175,837 50	382 50	176,220 00	164,191 08	1,530 00
TRAVELERS COMPANIES INC Ticker/CUSIP : TRV/89417E109 Yield 2 21% Sector : Financials	1,750	42.169	73,795.57	90 54 31 Dec 13	158,445 00	0 00	158,445.00	84,649 43	3,500 00
UNITEDHEALTH GROUP INC Ticker/CUSIP : UNH/91324P102 Yield 1 49% Sector : Health Care	1,350	51.878	70,035 57	75 30 31 Dec 13	101,655 00	0.00	101,655 00	31,619 43	1,512 00
VERIZON COMMUNICATIONS Ticker/CUSIP : VZ/92343V104 Yield 4.31% Sector : Telecommunication Services	2,000	10 923	21,845 02	49 14 31 Dec 13	98,280 00	0 00	98,280.00	76,434 98	4,240 00
WILLIAMS COMMUNICATIONS GROUP CUSIP : 969455104 Sector : Information Technology	2,302	0 963	2,216 09	0 00 16 Aug 05	0 00	0 00	0 00	(2,216 09)	0 00

US Balanced Portfolio - Growth 25/75 - 150045048768

Statement Period 1 Dec 2013 - 31 Dec 2013

INVESTMENT POSITIONS - PRINCIPAL

Reference Currency: USD

EQUITIES CONTINUED

Description	Qty	Average/ Unit Cost	Total Cost	Market Price As of Date	Market Value	Accrued Dividend	Total Value	Unrealized Gain/Loss	Est. Annual Income
Common Stock CONTINUED									
WILLIAMS COS INC Ticker/CUSIP WMB/969457100 Yield 3.94% Sector Energy	4,000	12.951	51,803.10	38.57 31 Dec 13	154,280.00	0.00	154,280.00	102,476.90	6,080.00
WPX ENERGY INC Ticker/CUSIP WPX/98212B103 Sector Energy	1,666	10.438	17,389.08	20.38 31 Dec 13	33,953.08	0.00	33,953.08	16,564.00	0.00
Total Equities			1,352,887.56		3,129,216.83	4,288.50	3,133,505.33	1,776,329.27	74,408.30

FIXED INCOME 26.66% SORTED BY CALL DATE/MATURITY DATE

Description	Qty	Average/ Unit Cost	Total Cost	Market Price As of Date	Market Value	Accrued Interest	Total Value	Unrealized Gain/Loss	Est. Annual Income
Government Bonds									
FEDERAL NATL MTG ASSN MAT 28FEB18 Rate 1.15% Pay Frqncy Semi Annual Call 28FEB14 @ 100 S&P AA+ Moodys Aaa CUSIP 3135G0UN1 Yield 1.17%	50,000	100.000	50,000.00	97.9334 31 Dec 13	48,966.70	0.00	48,966.70	(1,033.30)	575.00
FEDERAL NATL MTG ASSN MAT 28JUN17 Rate 1.125% Pay Frqncy Semi Annual Call 28MAR14 @ 100 S&P AA+ Moodys Aaa CUSIP 3135G0MN0 Yield 1.13%	50,000	100.000	50,000.00	99.8962 31 Dec 13	49,948.10	0.00	49,948.10	(51.90)	562.50



US Balanced Portfolio - Growth 25/75 - 15C045048768
Statement Period 1 Dec 2013 - 31 Dec 2013

INVESTMENT POSITIONS - PRINCIPAL

Reference Currency USD

FIXED INCOME CONTINUED

Description	Qty	Average/ Unit Cost	Total Cost	Market Price As of Date	Market Value	Accrued Interest	Total Value	Unrealized Gain/Loss	Est. Annual Income
Government Bonds CONTINUED									
U.S. TREASURY NOTES SER AC-2016 MAT 30SEP16 Rate 1% Pay Frqncy Semi Annual S&P N/A Moodys Aaa CUSIP 912828RJ1 Yield .99%	100,000	99.801	99,801.12	100.8594 31 Dec 13	100,859.40	0.00	100,859.40	1,058.28	1,000.00
PROVINCE OF ONTARIO CANADA MAT 25OCT17 Rate 1.1% Pay Frqncy Semi Annual S&P AA- Moodys Aa2 CUSIP 68323ABM5 Yield 1.11%	50,000	97.684	48,842.00	98.87 31 Dec 13	49,435.00	99.31	49,534.31	593.00	550.00
UNITED STATES TREAS NTS MAT 28FEB18 Rate 75% Pay Frqncy Semi Annual S&P NA Moodys Aaa CUSIP 912828UR9 Yield 77%	100,000	99.797	99,797.21	97.3672 31 Dec 13	97,367.19	0.00	97,367.19	(2,430.02)	750.00
FEDERAL NATL MTG ASSOCIATION MAT 21MAY18 Rate 875% Pay Frqncy Semi Annual S&P AA+ Moodys Aaa CUSIP 3135GOWJ8 Yield 9%	50,000	97.677	48,838.30	96.7312 31 Dec 13	48,365.60	47.40	48,413.00	(472.70)	437.50
U.S. TREAS NTS MAT 31MAY18 Rate 1% Pay Frqncy Semi Annual S&P NA Moodys Aaa CUSIP 912828VE7 Yield 1.02%	100,000	99.418	99,418.30	97.8125 31 Dec 13	97,812.50	0.00	97,812.50	(1,605.80)	1,000.00
GNMA REMIC SER 2010-150 CLASS GD MAT 20SEP39 Rate 2.5% Pay Frqncy Monthly S&P NA Moodys NA CUSIP 38377NLG7 Yield 2.54%	39,372.07	102.750	40,454.80	98.584 31 Dec 13	38,814.56	27.34	38,841.90	(1,640.24)	984.30

US Balanced Portfolio - Growth 25/75 - 150045048768
Statement Period 1 Dec 2013 - 31 Dec 2013

Reference Currency: USD

INVESTMENT POSITIONS - PRINCIPAL

FIXED INCOME CONTINUED

Description	Qty	Average/ Unit Cost	Total Cost	Market Price As of Date	Market Value	Accrued Interest	Total Value	Unrealized Gain/Loss	Est. Annual Income
Government Bonds CONTINUED									
FHLMC REMIC SER 3955 CLASS UG MAT 15NOV39 Rate 2% Pay Frqncy Monthly S&P NA Moodys NA CUSIP 3137AJA79 Yield 2%	42,063.63	101.531	42,707.74	100.125 31 Dec 13	42,116.21	35.05	42,151.26	(591.53)	841.27
GNMA REMIC SER 2011-19 CLASS MG MAT 16JUN40 Rate 3% Pay Frqncy Monthly S&P NA Moodys NA CUSIP 38377TB83 Yield 2.89%	41,110.1	105.625	43,422.54	103.762 31 Dec 13	42,656.66	47.96	42,704.62	(765.88)	1,233.30
Corporate Bonds									
BB&T CORP MAT 28APR14 Rate 2.05% Pay Frqncy Semi Annual Call 28MAR14 @ 100 S&P A- Moodys A2 CUSIP 05531FAH6 Yield 2.04%	30,000	101.448	30,434.40	100.3594 31 Dec 13	30,107.82	0.00	30,107.82	(326.58)	615.00
MORGAN STANLEY MAT 28JUL14 Rate 2.875% Pay Frqncy Semi Annual S&P A- Moodys Baa2 CUSIP 61747WAK5 Yield 2.84%	30,000	100.556	30,166.80	101.2946 31 Dec 13	30,388.38	364.17	30,752.55	221.58	862.50
JPMORGAN CHASE MAT 24JUN15 Rate 3.4% Pay Frqncy Semi Annual S&P A Moodys A3 CUSIP 46625HHR4 Yield 3.27%	30,000	103.060	30,918.00	103.844 31 Dec 13	31,153.20	17.00	31,170.20	235.20	1,020.00



US Balanced Portfolio - Growth 25/75 - 15C045048768

Statement Period 1 Dec 2013 - 31 Dec 2013

INVESTMENT POSITIONS - PRINCIPAL

Reference Currency USD

FIXED INCOME CONTINUED

Description	Qty	Average/ Unit Cost	Total Cost	Market Price As of Date	Market Value	Accrued Interest	Total Value	Unrealized Gain/Loss	Est. Annual Income
Corporate Bonds CONTINUED									
WELLS FARGO & CO MAT 01JUL15 Rate 1 5% Pay Francy Semi Annual S&P A+ Moody's A2 CUSIP 94974BFE5 Yield 1 48%	50,000	99 990	49,995 00	101 4062 31 Dec 13	50,703 10	370 83	51,073 93	708 10	750 00
GENERAL ELECTRIC CAPITAL CORP MAT 09NOV15 Rate 2 25% Pay Francy Semi Annual S&P AA+ Moody's A1 CUSIP 36962G4T8 Yield 2 18%	30,000	99 271	29,781 30	103 0611 31 Dec 13	30,918 33	95 63	31,013 96	1,137 03	675 00
WESTPAC BANKING CORP MAT 09DEC15 Rate 3% Pay Francy Semi Annual S&P AA- Moody's Aa2 CUSIP 961214BP7 Yield 2 88%	30,000	101 732	30,519 60	104 2877 31 Dec 13	31,286 31	52 50	31,338 81	766 71	900 00
BP CAPITAL MARKETS PLC MAT 11MAR16 Rate 3 2% Pay Francy Semi Annual S&P A Moody's A2 CUSIP 055650BQ0 Yield 3 05%	30,000	102 755	30,826 50	105 0079 31 Dec 13	31,502 37	50 67	31,553 04	675 87	960 00
CATERPILLAR FINANCIAL SERVICES MAT 01APR16 Rate 2 65% Pay Francy Semi Annual S&P A Moody's A2 CUSIP 14912L4S7 Yield 2 56%	30,000	103 904	31,171 20	103 6874 31 Dec 13	31,106 22	194 33	31,300 55	(64 98)	795 00
AT&T INC MAT 15MAY16 Rate 2 95% Pay Francy Semi Annual S&P A- Moody's A3 CUSIP 00206RAW2 Yield 2 83%	30,000	102 443	30,732 90	104 2747 31 Dec 13	31,282 41	110 63	31,393 04	549 51	885 00

US Balanced Portfolio - Growth 25/75 - 15C045048768

Statement Period 1 Dec 2013 - 31 Dec 2013

INVESTMENT POSITIONS - PRINCIPAL

Reference Currency USD

FIXED INCOME CONTINUED

Description	Qty	Average/ Unit Cost	Total Cost	Market Price As of Date	Market Value	Accrued Interest	Total Value	Unrealized Gain/Loss	Est. Annual Income
Corporate Bonds CONTINUED									
BOEING CAPITAL CORP MAT 15AUG16 Rate 2 125% Pay Frqncy Semi Annual Call 15JUL16 @ 100 S&P A Moodys A2 CUSIP 097014AN4 Yield 2 06%	30,000	101 053	30,315 90	103 1772 31 Dec 13	30,953 16	239 06	31,192 22	637 26	637 50
GENERAL DYNAMICS CORP MAT 15JUL16 Rate 2 25% Pay Frqncy Semi Annual S&P A Moodys A2 CUSIP 369550AQ1 Yield 2 18%	30,000	100 014	30,004 20	103 0822 31 Dec 13	30,924 66	309 38	31,234 04	920 46	675 00
TOYOTA MOTOR CREDIT CORP MAT 15SEP16 Rate 2% Pay Frqncy Semi Annual S&P AA- Moodys Aa3 CUSIP 89233P5E2 Yield 1 94%	30,000	100 374	30,112 20	102 8609 31 Dec 13	30,858 27	183 33	31,041 60	746 07	600 00
RABOBANK NEDERLAND UTREC MAT 19JAN17 Rate 3 375% Pay Frqncy Semi Annual S&P AA- Moodys Aa2 CUSIP 21686CAD2 Yield 3 21%	50,000	103 262	51,631 00	105 289 31 Dec 13	52,644 50	754 69	53,399 19	1,013 50	1,687 50
VODAFONE GROUP PLC MAT 26SEP17 Rate 1 25% Pay Frqncy Semi Annual S&P A- Moodys A3 CUSIP 92857WAY6 Yield 1 28%	50,000	100 000	50,000 00	97 7181 31 Dec 13	48,859 05	163 19	49,022 24	(1,140 95)	625 00
ANHEUSER BUSCH INBEV FIN MAT 17JAN18 Rate 1 25% Pay Frqncy Semi Annual S&P A Moodys A3 CUSIP 035242AC0 Yield 1 28%	50,000	99 404	49,702 00	97 843 31 Dec 13	48,921 50	282 99	49,204 49	(780 50)	625 00

00220/00246/08570/H45



US Balanced Portfolio - Growth 25/75 - 15C045048768

Statement Period 1 Dec 2013 - 31 Dec 2013

INVESTMENT POSITIONS - PRINCIPAL

Reference Currency: USD

FIXED INCOME CONTINUED

Description	Qty	Average/ Unit Cost	Total Cost	Market Price As of Date	Market Value	Accrued Interest	Total Value	Unrealized Gain/Loss	Est. Annual Income
Corporate Bonds CONTINUED									
JPMORGAN CHASE & CO MAT 25JAN18 Rate 1 8% Pay Frqncy Semi Annual S&P A Moody's A3 CUSIP 46625HJG6 Yield 1 82%	50,000	99.934	49,967 00	99.1222 31 Dec 13	49,561 10	387.50	49,948 60	(405 90)	900 00
BERKSHIRE HATHAWAY INC DEL MAT 09FEB18 Rate 1 55% Pay Frqncy Semi Annual S&P AA Moody's Aa2 CUSIP 084670BHO Yield 1 57%	30,000	100 384	30,115 20	98.8744 31 Dec 13	29,662 32	182 13	29,844 45	(452.88)	465 00
Total Fixed Income			1,239,675.21		1,237,174.62	4,015.09	1,241,189.71	(2,500.59)	21,611.37
TOTAL INVESTMENT POSITIONS - PRINCIPAL									
			2,874,068.49		4,647,897.17	8,314.72	4,656,211.89	1,773,828.68	96,160.42

US Balanced Portfolio - Growth 25/75 - 15C045048768

Statement Period 1 Dec 2013 - 31 Dec 2013



INVESTMENT POSITIONS - INCOME

Reference Currency USD

CASH AND SHORT TERM INVESTMENTS 100.00% SORTED BY LIQUIDITY									
Description	Qty	Average/ Unit Cost	Total Cost	Market Price As of Date	Market Value	Accrued Interest	Total Value	Unrealized Gain/Loss	Est Annual Income
Cash									
USD	0.00	0.000	0.00	0.00	0.00	0.00	0.00	0.00	0.00
Short Term Investments									
CITIBANK M.D.A. (L) CUSIP 9900CST72 Yield 05%	50,390.03	100.000	50,390.03	1.00	50,390.03	1.78	50,391.81	0.00	25.20
Total Cash and Short Term Investments			50,390.03		50,390.03	1.78	50,391.81	0.00	25.20
TOTAL INVESTMENT POSITIONS - INCOME									
			50,390.03		50,390.03	1.78	50,391.81	0.00	25.20
TOTAL INVESTMENT POSITIONS - PRINCIPAL AND INCOME									
			2,924,458.52		4,698,287.20	8,316.50	4,706,603.70	1,773,828.68	96,185.62

Form **8868**

(Rev. January 2014)

Department of the Treasury
Internal Revenue Service**Application for Extension of Time To File an
Exempt Organization Return**

OMB No 1545-1709

► **File a separate application for each return.**► **Information about Form 8868 and its instructions is at www.irs.gov/form8868.**

- If you are filing for an **Automatic 3-Month Extension**, complete only **Part I** and check this box ☒ **X**
- If you are filing for an **Additional (Not Automatic) 3-Month Extension**, complete only **Part II** (on page 2 of this form).

Do not complete Part II unless you have already been granted an automatic 3-month extension on a previously filed Form 8868.

Electronic filing (e-file). You can electronically file Form 8868 if you need a 3-month automatic extension of time to file (6 months for a corporation required to file Form 990-T), or an additional (not automatic) 3-month extension of time. You can electronically file Form 8868 to request an extension of time to file any of the forms listed in Part I or Part II with the exception of Form 8870, Information Return for Transfers Associated With Certain Personal Benefit Contracts, which must be sent to the IRS in paper format (see instructions). For more details on the electronic filing of this form, visit www.irs.gov/efile and click on *e-file for Charities & Nonprofits*.

Part I Automatic 3-Month Extension of Time. Only submit original (no copies needed).

A corporation required to file Form 990-T and requesting an automatic 6-month extension - check this box and complete

Part I only ☐

All other corporations (including 1120-C filers), partnerships, REMICs, and trusts must use Form 7004 to request an extension of time to file income tax returns.

Enter filer's identifying number, see instructions

**Type or
print**File by the
due date for
filing your
return. See
instructions

Name of exempt organization or other filer, see instructions

39-15C045048768 TTEES EPPLEY FD FOR
RESEARCH CITIBANK, NA, C/O CITICORP

Employer identification number (EIN) or

13-6058048

Number, street, and room or suite no. If a P.O. box, see instructions

ONE COURT SQUARE 19TH FLOOR

Social security number (SSN)

City, town or post office, state, and ZIP code. For a foreign address, see instructions

LONG ISLAND CITY, NY 11120

Enter the Return code for the return that this application is for (file a separate application for each return)

Application Is For	Return Code	Application Is For	Return Code
Form 990 or Form 990-EZ	01	Form 990-T (corporation)	07
Form 990-BL	02	Form 1041-A	08
Form 4720 (individual)	03	Form 4720 (other than individual)	09
Form 990-PF	04	Form 5227	10
Form 990-T (sec. 401(a) or 408(a) trust)	05	Form 6069	11
Form 990-T (trust other than above)	06	Form 8870	12

- The books are in the care of ► CITIBANK, N.A.

Telephone No. ► (800) 770-8444 FAX No. ► _____

- If the organization does not have an office or place of business in the United States, check this box ☐
- If this is for a Group Return, enter the organization's four digit Group Exemption Number (GEN) _____ If this is for the whole group, check this box ☐ If it is for part of the group, check this box ☐ and attach a list with the names and EINs of all members the extension is for

- 1 I request an automatic 3-month (6 months for a corporation required to file Form 990-T) extension of time until 08/15, 20 14, to file the exempt organization return for the organization named above. The extension is for the organization's return for
- ☒ calendar year 2013 or
- ☐ tax year beginning _____, 20____, and ending _____, 20____.

- 2 If the tax year entered in line 1 is for less than 12 months, check reason: ☐ Initial return ☐ Final return
- ☐ Change in accounting period

3a If this application is for Form 990-BL, 990-PF, 990-T, 4720, or 6069, enter the tentative tax, less any nonrefundable credits. See instructions.	3a \$	9,643.
b If this application is for Form 990-PF, 990-T, 4720, or 6069, enter any refundable credits and estimated tax payments made. Include any prior year overpayment allowed as a credit.	3b \$	1,282.
c Balance due. Subtract line 3b from line 3a. Include your payment with this form, if required, by using EFTPS (Electronic Federal Tax Payment System). See instructions.	3c \$	8,361.

Caution. If you are going to make an electronic funds withdrawal (direct debit) with this Form 8868, see Form 8453-EO and Form 8879-EO for payment instructions.

For Privacy Act and Paperwork Reduction Act Notice, see instructions.

Form **8868** (Rev. 1-2014)

JSA

3F8054 2 000

RR0322 5880 05/12/2014 12:12:42

39-15C045048768

1 +