



See a Social Security Number? Say Something!
Report Privacy Problems to <https://public.resource.org/privacy>
Or call the IRS Identity Theft Hotline at 1-800-908-4490



Return of Private Foundation

or Section 4947(a)(1) Trust Treated as Private Foundation

Department of the Treasury
Internal Revenue Service

Do not enter Social Security numbers on this form as it may be made public

Information about Form 990-PF and its separate instructions is at www.irs.gov/form990pf.

Open to Public Inspection

For calendar year 2013 or tax year beginning

, and ending

Name of foundation: **JEROME ROBBINS FOUNDATION**

Employer identification number: **13-6021425**

Number and street (or P.O. box number if mail is not delivered to street address): **156 WEST 56TH STREET, SUITE 900**

Room/suite: _____

Telephone number: **(212) 367-8956**

City or town, state or province, country, and ZIP or foreign postal code: **NEW YORK, NY 10019**

G Check all that apply: Initial return, Final return, Address change, Initial return of a former public charity, Amended return, Name change

H Check type of organization: Section 501(c)(3) exempt private foundation, Section 4947(a)(1) nonexempt charitable trust, Other taxable private foundation

I Fair market value of all assets at end of year (from Part II, col (c), line 16): **\$ 16,936,673.**

J Accounting method: Cash, Accrual, Other (specify) _____

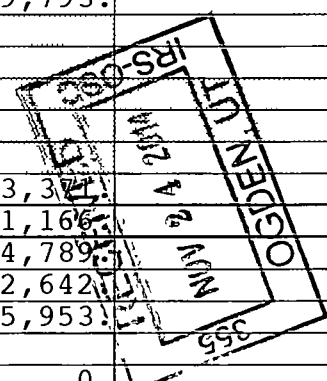
C If exemption application is pending, check here

D 1 Foreign organizations, check here
2 Foreign organizations meeting the 85% test, check here and attach computation

E If private foundation status was terminated under section 507(b)(1)(A), check here

F If the foundation is in a 60-month termination under section 507(b)(1)(B), check here

Part I Analysis of Revenue and Expenses		(a) Revenue and expenses per books	(b) Net investment income	(c) Adjusted net income	(d) Disbursements for charitable purposes (cash basis only)
1 Contributions, gifts, grants, etc., received		12,000.		N/A	
2 Check <input type="checkbox"/> if the foundation is not required to attach Sch B					
3 Interest on savings and temporary cash investments		275.	275.		STATEMENT 1
4 Dividends and interest from securities		418,082.	417,727.		STATEMENT 2
5a Gross rents					
b Net rental income or (loss)					
6a Net gain or (loss) from sale of assets not on line 10		19,793.			
b Gross sales price for all assets on line 6a		3,224,572.			
7 Capital gain net income (from Part IV, line 2)			19,793.		
8 Net short-term capital gain					
9 Income modifications					
10a Gross sales less returns and allowances					
b Less Cost of goods sold					
c Gross profit or (loss)					
11 Other income		1,433,371.	1,433,371.		STATEMENT 3
12 Total Add lines 1 through 11		1,883,521.	1,871,166.		
13 Compensation of officers, directors, trustees, etc		415,963.	124,789.		291,174.
14 Other employee salaries and wages		42,140.	12,642.		29,498.
15 Pension plans, employee benefits		53,175.	15,953.		37,222.
16a Legal fees					
b Accounting fees STMT 4		19,600.	0.		19,600.
c Other professional fees STMT 5		63,778.	0.		63,778.
17 Interest					
18 Taxes STMT 6		31,832.	8,580.		16,252.
19 Depreciation and depletion					
20 Occupancy		75,442.	0.		75,442.
21 Travel, conferences, and meetings		1,787.	0.		0.
22 Printing and publications					
23 Other expenses STMT 7		194,179.	129,791.		62,494.
24 Total operating and administrative expenses Add lines 13 through 23		897,896.	291,755.		595,460.
25 Contributions, gifts, grants paid		1,614,158.			1,614,158.
26 Total expenses and disbursements Add lines 24 and 25		2,512,054.	291,755.		2,209,618.
27 Subtract line 26 from line 12		<628,533.>			
a Excess of revenue over expenses and disbursements			1,579,411.		
b Net investment income (if negative, enter -0-)					
c Adjusted net income (if negative, enter -0-)				N/A	



SCANNED NOV 28 2014
Operating and Administrative Expenses

Part II Balance Sheets		Attached schedules and amounts in the description column should be for end-of-year amounts only		Beginning of year	End of year	
		(a) Book Value	(b) Book Value	(c) Fair Market Value		
Assets	1	Cash - non-interest-bearing				
	2	Savings and temporary cash investments		974,564.	1,433,002.	1,433,002.
	3	Accounts receivable				
		Less allowance for doubtful accounts				
	4	Pledges receivable				
		Less allowance for doubtful accounts				
	5	Grants receivable				
	6	Receivables due from officers, directors, trustees, and other disqualified persons				
	7	Other notes and loans receivable				
		Less allowance for doubtful accounts				
	8	Inventories for sale or use				
	9	Prepaid expenses and deferred charges				
	10a	Investments - U S and state government obligations STMT 9		4,642,147.	3,608,923.	3,617,341.
	b	Investments - corporate stock STMT 10		1,628,047.	2,245,862.	2,735,319.
	c	Investments - corporate bonds STMT 11		3,352,901.	2,813,692.	2,934,150.
	11	Investments - land, buildings, and equipment basis				
	Less accumulated depreciation					
12	Investments - mortgage loans					
13	Investments - other STMT 12		4,783,244.	4,656,368.	5,004,627.	
14	Land, buildings, and equipment basis					
	Less accumulated depreciation					
15	Other assets (describe STATEMENT 13)		804,827.	799,350.	1,212,234.	
16	Total assets (to be completed by all filers - see the instructions Also, see page 1, item 1)		16,185,730.	15,557,197.	16,936,673.	
Liabilities	17	Accounts payable and accrued expenses				
	18	Grants payable				
	19	Deferred revenue				
	20	Loans from officers, directors, trustees, and other disqualified persons				
	21	Mortgages and other notes payable				
	22	Other liabilities (describe)				
	23	Total liabilities (add lines 17 through 22)		0.	0.	
Net Assets or Fund Balances	Foundations that follow SFAS 117, check here <input type="checkbox"/>					
	and complete lines 24 through 26 and lines 30 and 31					
	24	Unrestricted				
	25	Temporarily restricted				
	26	Permanently restricted				
	Foundations that do not follow SFAS 117, check here <input checked="" type="checkbox"/>					
	and complete lines 27 through 31					
27	Capital stock, trust principal, or current funds		1,177,098.	1,177,098.		
28	Paid-in or capital surplus, or land, bldg, and equipment fund		0.	0.		
29	Retained earnings, accumulated income, endowment, or other funds		15,008,632.	14,380,099.		
30	Total net assets or fund balances		16,185,730.	15,557,197.		
31	Total liabilities and net assets/fund balances		16,185,730.	15,557,197.		

Part III Analysis of Changes in Net Assets or Fund Balances

1	Total net assets or fund balances at beginning of year - Part II, column (a), line 30 (must agree with end-of-year figure reported on prior year's return)	1	16,185,730.
2	Enter amount from Part I, line 27a	2	<628,533.>
3	Other increases not included in line 2 (itemize)	3	0.
4	Add lines 1, 2, and 3	4	15,557,197.
5	Decreases not included in line 2 (itemize)	5	0.
6	Total net assets or fund balances at end of year (line 4 minus line 5) - Part II, column (b), line 30	6	15,557,197.

Part IV Capital Gains and Losses for Tax on Investment Income

(a) List and describe the kind(s) of property sold (e.g., real estate, 2-story brick warehouse, or common stock, 200 shs MLC Co)		(b) How acquired P - Purchase D - Donation	(c) Date acquired (mo., day, yr)	(d) Date sold (mo., day, yr)
1a				
b SEE ATTACHED STATEMENT				
c				
d				
e				
(e) Gross sales price	(f) Depreciation allowed (or allowable)	(g) Cost or other basis plus expense of sale	(h) Gain or (loss) (e) plus (f) minus (g)	
a				
b				
c				
d				
e 3,224,572.		3,204,779.	19,793.	
Complete only for assets showing gain in column (h) and owned by the foundation on 12/31/69				(l) Gains (Col (h) gain minus col (k), but not less than -0-) or Losses (from col (h))
(i) FMV as of 12/31/69	(j) Adjusted basis as of 12/31/69	(k) Excess of col (i) over col (j), if any		
a				
b				
c				
d				
e			19,793.	
2 Capital gain net income or (net capital loss)		{ If gain, also enter in Part I, line 7 If (loss), enter -0- in Part I, line 7		2 19,793.
3 Net short-term capital gain or (loss) as defined in sections 1222(5) and (6)		{ If gain, also enter in Part I, line 8, column (c) If (loss), enter -0- in Part I, line 8		3 N/A

Part V Qualification Under Section 4940(e) for Reduced Tax on Net Investment Income

(For optional use by domestic private foundations subject to the section 4940(a) tax on net investment income.)

If section 4940(d)(2) applies, leave this part blank

Was the foundation liable for the section 4942 tax on the distributable amount of any year in the base period?

Yes No

If "Yes," the foundation does not qualify under section 4940(e). Do not complete this part.

1 Enter the appropriate amount in each column for each year, see the instructions before making any entries

(a) Base period years Calendar year (or tax year beginning in)	(b) Adjusted qualifying distributions	(c) Net value of noncharitable-use assets	(d) Distribution ratio (col (b) divided by col (c))
2012	2,369,661.	19,111,413.	.123992
2011	2,687,347.	19,544,821.	.137497
2010	2,184,372.	19,670,649.	.111047
2009	1,353,622.	20,205,022.	.066994
2008	2,615,561.	19,182,242.	.136353
2 Total of line 1, column (d)			2 .575883
3 Average distribution ratio for the 5-year base period - divide the total on line 2 by 5, or by the number of years the foundation has been in existence if less than 5 years			3 .115177
4 Enter the net value of noncharitable-use assets for 2013 from Part X, line 5			4 18,918,237.
5 Multiply line 4 by line 3			5 2,178,946.
6 Enter 1% of net investment income (1% of Part I, line 27b)			6 15,794.
7 Add lines 5 and 6			7 2,194,740.
8 Enter qualifying distributions from Part XII, line 4			8 2,209,618.

If line 8 is equal to or greater than line 7, check the box in Part VI, line 1b, and complete that part using a 1% tax rate. See the Part VI instructions.

Part VI Excise Tax Based on Investment Income (Section 4940(a), 4940(b), 4940(e), or 4948 - see instructions)

1a	Exempt operating foundations described in section 4940(d)(2), check here <input type="checkbox"/> and enter "N/A" on line 1 Date of ruling or determination letter _____ (attach copy of letter if necessary-see instructions)		
b	Domestic foundations that meet the section 4940(e) requirements in Part V, check here <input checked="" type="checkbox"/> and enter 1% of Part I, line 27b	1	15,794.
c	All other domestic foundations enter 2% of line 27b Exempt foreign organizations enter 4% of Part I, line 12, col (b)		
2	Tax under section 511 (domestic section 4947(a)(1) trusts and taxable foundations only Others enter -0-)	2	0.
3	Add lines 1 and 2	3	15,794.
4	Subtitle A (income) tax (domestic section 4947(a)(1) trusts and taxable foundations only Others enter -0-)	4	0.
5	Tax based on investment income. Subtract line 4 from line 3 If zero or less, enter -0-	5	15,794.
6	Credits/Payments		
a	2013 estimated tax payments and 2012 overpayment credited to 2013	6a	8,644.
b	Exempt foreign organizations - tax withheld at source	6b	
c	Tax paid with application for extension of time to file (Form 8868)	6c	9,500.
d	Backup withholding erroneously withheld	6d	
7	Total credits and payments Add lines 6a through 6d	7	18,144.
8	Enter any penalty for underpayment of estimated tax Check here <input checked="" type="checkbox"/> if Form 2220 is attached	8	113.
9	Tax due If the total of lines 5 and 8 is more than line 7, enter amount owed	9	
10	Overpayment If line 7 is more than the total of lines 5 and 8, enter the amount overpaid	10	2,237.
11	Enter the amount of line 10 to be Credited to 2014 estimated tax <input type="checkbox"/> Refunded <input checked="" type="checkbox"/>	11	0.

Part VII-A Statements Regarding Activities

	Yes	No
1a		X
1b		X
1c		X
d		
e		
2		X
3		X
4a		X
4b		
5		X
6	X	
7	X	
8a		
8b	X	
9		X
10	X	

N/A

STMT 14

Part VII-A Statements Regarding Activities (continued)

11	At any time during the year, did the foundation, directly or indirectly, own a controlled entity within the meaning of section 512(b)(13)? If "Yes," attach schedule (see instructions)			X
12	Did the foundation make a distribution to a donor advised fund over which the foundation or a disqualified person had advisory privileges? If "Yes," attach statement (see instructions)			X
13	Did the foundation comply with the public inspection requirements for its annual returns and exemption application? Website address ► JEROMEROBBINS.ORG	X		
14	The books are in care of ► CHRISTOPHER PENNINGTON Telephone no ► (212) 367-8956 Located at ► 156 WEST 56TH STREET, 9TH FLOOR, NEW YORK, NY ZIP+4 ► 10019			
15	Section 4947(a)(1) nonexempt charitable trusts filing Form 990-PF in lieu of Form 1041 - Check here and enter the amount of tax-exempt interest received or accrued during the year ► 15 N/A			
16	At any time during calendar year 2013, did the foundation have an interest in or a signature or other authority over a bank, securities, or other financial account in a foreign country? See the instructions for exceptions and filing requirements for Form TD F 90-22.1 If "Yes," enter the name of the foreign country ►		Yes	No
				X

Part VII-B Statements Regarding Activities for Which Form 4720 May Be Required

File Form 4720 if any item is checked in the "Yes" column, unless an exception applies.

		Yes	No
1a	During the year did the foundation (either directly or indirectly)		
(1)	Engage in the sale or exchange, or leasing of property with a disqualified person? <input type="checkbox"/> Yes <input checked="" type="checkbox"/> No		
(2)	Borrow money from, lend money to, or otherwise extend credit to (or accept it from) a disqualified person? <input type="checkbox"/> Yes <input checked="" type="checkbox"/> No		
(3)	Furnish goods, services, or facilities to (or accept them from) a disqualified person? <input type="checkbox"/> Yes <input checked="" type="checkbox"/> No		
(4)	Pay compensation to, or pay or reimburse the expenses of, a disqualified person? <input checked="" type="checkbox"/> Yes <input type="checkbox"/> No		
(5)	Transfer any income or assets to a disqualified person (or make any of either available for the benefit or use of a disqualified person)? <input type="checkbox"/> Yes <input checked="" type="checkbox"/> No		
(6)	Agree to pay money or property to a government official? (Exception Check "No" if the foundation agreed to make a grant to or to employ the official for a period after termination of government service, if terminating within 90 days) <input type="checkbox"/> Yes <input checked="" type="checkbox"/> No		
b	If any answer is "Yes" to 1a(1)-(6), did any of the acts fail to qualify under the exceptions described in Regulations section 53.4941(d)-3 or in a current notice regarding disaster assistance (see instructions)? Organizations relying on a current notice regarding disaster assistance check here ► <input type="checkbox"/>	1b	X
c	Did the foundation engage in a prior year in any of the acts described in 1a, other than excepted acts, that were not corrected before the first day of the tax year beginning in 2013?	1c	X
2	Taxes on failure to distribute income (section 4942) (does not apply for years the foundation was a private operating foundation defined in section 4942(j)(3) or 4942(j)(5))		
a	At the end of tax year 2013, did the foundation have any undistributed income (lines 6d and 6e, Part XIII) for tax year(s) beginning before 2013? <input type="checkbox"/> Yes <input checked="" type="checkbox"/> No If "Yes," list the years ►		
b	Are there any years listed in 2a for which the foundation is not applying the provisions of section 4942(a)(2) (relating to incorrect valuation of assets) to the year's undistributed income? (If applying section 4942(a)(2) to all years listed, answer "No" and attach statement - see instructions) N/A	2b	
c	If the provisions of section 4942(a)(2) are being applied to any of the years listed in 2a, list the years here ►		
3a	Did the foundation hold more than a 2% direct or indirect interest in any business enterprise at any time during the year? <input checked="" type="checkbox"/> Yes <input type="checkbox"/> No		
b	If "Yes," did it have excess business holdings in 2013 as a result of (1) any purchase by the foundation or disqualified persons after May 26, 1969, (2) the lapse of the 5-year period (or longer period approved by the Commissioner under section 4943(c)(7)) to dispose of holdings acquired by gift or bequest, or (3) the lapse of the 10-, 15-, or 20-year first phase holding period? (Use Schedule C, Form 4720, to determine if the foundation had excess business holdings in 2013)	3b	X
4a	Did the foundation invest during the year any amount in a manner that would jeopardize its charitable purposes?	4a	X
b	Did the foundation make any investment in a prior year (but after December 31, 1969) that could jeopardize its charitable purpose that had not been removed from jeopardy before the first day of the tax year beginning in 2013?	4b	X

Part VII-B Statements Regarding Activities for Which Form 4720 May Be Required (continued)

- 5a During the year did the foundation pay or incur any amount to
- (1) Carry on propaganda, or otherwise attempt to influence legislation (section 4945(e))? Yes No
 - (2) Influence the outcome of any specific public election (see section 4955), or to carry on, directly or indirectly, any voter registration drive? Yes No
 - (3) Provide a grant to an individual for travel, study, or other similar purposes? Yes No
 - (4) Provide a grant to an organization other than a charitable, etc., organization described in section 509(a)(1), (2), or (3), or section 4940(d)(2)? Yes No
 - (5) Provide for any purpose other than religious, charitable, scientific, literary, or educational purposes, or for the prevention of cruelty to children or animals? Yes No
- b If any answer is "Yes" to 5a(1)-(5), did any of the transactions fail to qualify under the exceptions described in Regulations section 53.4945 or in a current notice regarding disaster assistance (see instructions)? Yes No
 Organizations relying on a current notice regarding disaster assistance check here
- c If the answer is "Yes" to question 5a(4), does the foundation claim exemption from the tax because it maintained expenditure responsibility for the grant? Yes No
 If "Yes," attach the statement required by Regulations section 53.4945-5(d)
- 6a Did the foundation, during the year, receive any funds, directly or indirectly, to pay premiums on a personal benefit contract? Yes No
- b Did the foundation, during the year, pay premiums, directly or indirectly, on a personal benefit contract? Yes No
 If "Yes" to 6b, file Form 8870
- 7a At any time during the tax year, was the foundation a party to a prohibited tax shelter transaction? Yes No
- b If "Yes," did the foundation receive any proceeds or have any net income attributable to the transaction? Yes No
 N/A

5b		X
6b		X
7b		

Part VIII Information About Officers, Directors, Trustees, Foundation Managers, Highly Paid Employees, and Contractors

1 List all officers, directors, trustees, foundation managers and their compensation.

(a) Name and address	(b) Title, and average hours per week devoted to position	(c) Compensation (If not paid, enter -0-)	(d) Contributions to employee benefit plans and deferred compensation	(e) Expense account, other allowances
ALLEN GREENBERG 156 WEST 56TH STREET, 9TH FLOOR NEW YORK, NY 10019	DIRECTOR 28.00	230,000.	0.	0.
CHRISTOPHER PENNINGTON 156 WEST 56TH STREET, 9TH FLOOR NEW YORK, NY 10019	DIRECTOR 20.00	153,463.	0.	0.
ELLEN SORRIN 156 WEST 56TH STREET, 9TH FLOOR NEW YORK, NY 10019	DIRECTOR 10.00	32,500.	0.	0.

2 Compensation of five highest-paid employees (other than those included on line 1). If none, enter "NONE."

(a) Name and address of each employee paid more than \$50,000	(b) Title, and average hours per week devoted to position	(c) Compensation	(d) Contributions to employee benefit plans and deferred compensation	(e) Expense account, other allowances
NONE				

Total number of other employees paid over \$50,000 ▶ 0

Part X

Minimum Investment Return (All domestic foundations must complete this part. Foreign foundations, see instructions.)

1	Fair market value of assets not used (or held for use) directly in carrying out charitable, etc., purposes		
a	Average monthly fair market value of securities	1a	11,567,877.
b	Average of monthly cash balances	1b	95,005.
c	Fair market value of all other assets	1c	7,543,450.
d	Total (add lines 1a, b, and c)	1d	19,206,332.
e	Reduction claimed for blockage or other factors reported on lines 1a and 1c (attach detailed explanation)	1e	0.
2	Acquisition indebtedness applicable to line 1 assets	2	0.
3	Subtract line 2 from line 1d	3	19,206,332.
4	Cash deemed held for charitable activities. Enter 1 1/2% of line 3 (for greater amount, see instructions)	4	288,095.
5	Net value of noncharitable-use assets. Subtract line 4 from line 3. Enter here and on Part V, line 4	5	18,918,237.
6	Minimum investment return. Enter 5% of line 5	6	945,912.

Part XI

Distributable Amount (see instructions) (Section 4942(j)(3) and (j)(5) private operating foundations and certain foreign organizations check here and do not complete this part.)

1	Minimum investment return from Part X, line 6	1	945,912.
2a	Tax on investment income for 2013 from Part VI, line 5	2a	15,794.
b	Income tax for 2013 (This does not include the tax from Part VI)	2b	
c	Add lines 2a and 2b	2c	15,794.
3	Distributable amount before adjustments. Subtract line 2c from line 1	3	930,118.
4	Recoveries of amounts treated as qualifying distributions	4	0.
5	Add lines 3 and 4	5	930,118.
6	Deduction from distributable amount (see instructions)	6	0.
7	Distributable amount as adjusted. Subtract line 6 from line 5. Enter here and on Part XIII, line 1	7	930,118.

Part XII

Qualifying Distributions (see instructions)

1	Amounts paid (including administrative expenses) to accomplish charitable, etc., purposes		
a	Expenses, contributions, gifts, etc. - total from Part I, column (d), line 26	1a	2,209,618.
b	Program-related investments - total from Part IX-B	1b	0.
2	Amounts paid to acquire assets used (or held for use) directly in carrying out charitable, etc., purposes	2	
3	Amounts set aside for specific charitable projects that satisfy the		
a	Suitability test (prior IRS approval required)	3a	
b	Cash distribution test (attach the required schedule)	3b	
4	Qualifying distributions. Add lines 1a through 3b. Enter here and on Part V, line 8, and Part XIII, line 4	4	2,209,618.
5	Foundations that qualify under section 4940(e) for the reduced rate of tax on net investment income. Enter 1% of Part I, line 27b	5	15,794.
6	Adjusted qualifying distributions. Subtract line 5 from line 4	6	2,193,824.

Note The amount on line 6 will be used in Part V, column (b), in subsequent years when calculating whether the foundation qualifies for the section 4940(e) reduction of tax in those years.

Part XIII Undistributed Income (see instructions)

	(a) Corpus	(b) Years prior to 2012	(c) 2012	(d) 2013
1 Distributable amount for 2013 from Part XI, line 7				930,118.
2 Undistributed income, if any, as of the end of 2013				
a Enter amount for 2012 only			0.	
b Total for prior years		0.		
3 Excess distributions carryover, if any, to 2013				
a From 2008	1,702,595.			
b From 2009	1,099,999.			
c From 2010	1,252,570.			
d From 2011	1,742,550.			
e From 2012	1,443,250.			
f Total of lines 3a through e	7,240,964.			
4 Qualifying distributions for 2013 from Part XII, line 4 ▶ \$ 2,209,618.				
a Applied to 2012, but not more than line 2a			0.	
b Applied to undistributed income of prior years (Election required - see instructions)		0.		
c Treated as distributions out of corpus (Election required - see instructions)	0.			
d Applied to 2013 distributable amount				930,118.
e Remaining amount distributed out of corpus	1,279,500.			
5 Excess distributions carryover applied to 2013 (if an amount appears in column (d), the same amount must be shown in column (a))	0.			0.
6 Enter the net total of each column as indicated below	8,520,464.			
a Corpus Add lines 3f, 4c, and 4e Subtract line 5				
b Prior years' undistributed income Subtract line 4b from line 2b		0.		
c Enter the amount of prior years' undistributed income for which a notice of deficiency has been issued, or on which the section 4942(a) tax has been previously assessed		0.		
d Subtract line 6c from line 6b Taxable amount - see instructions		0.		
e Undistributed income for 2012 Subtract line 4a from line 2a Taxable amount - see instr			0.	
f Undistributed income for 2013 Subtract lines 4d and 5 from line 1 This amount must be distributed in 2014				0.
7 Amounts treated as distributions out of corpus to satisfy requirements imposed by section 170(b)(1)(F) or 4942(g)(3)	0.			
8 Excess distributions carryover from 2008 not applied on line 5 or line 7	1,702,595.			
9 Excess distributions carryover to 2014 Subtract lines 7 and 8 from line 6a	6,817,869.			
10 Analysis of line 9				
a Excess from 2009	1,099,999.			
b Excess from 2010	1,252,570.			
c Excess from 2011	1,742,550.			
d Excess from 2012	1,443,250.			
e Excess from 2013	1,279,500.			

Part XIV Private Operating Foundations (see instructions and Part VII-A, question 9)

N/A

1 a If the foundation has received a ruling or determination letter that it is a private operating foundation, and the ruling is effective for 2013, enter the date of the ruling

b Check box to indicate whether the foundation is a private operating foundation described in section 4942(j)(3) or 4942(j)(5)

	Tax year	Prior 3 years			(e) Total
	(a) 2013	(b) 2012	(c) 2011	(d) 2010	
2 a Enter the lesser of the adjusted net income from Part I or the minimum investment return from Part X for each year listed					
b 85% of line 2a					
c Qualifying distributions from Part XII, line 4 for each year listed					
d Amounts included in line 2c not used directly for active conduct of exempt activities					
e Qualifying distributions made directly for active conduct of exempt activities					
3 Subtract line 2d from line 2c Complete 3a, b, or c for the alternative test relied upon					
a "Assets" alternative test - enter (1) Value of all assets					
(2) Value of assets qualifying under section 4942(j)(3)(B)(i)					
b "Endowment" alternative test - enter 2/3 of minimum investment return shown in Part X, line 6 for each year listed					
c "Support" alternative test - enter (1) Total support other than gross investment income (interest, dividends, rents, payments on securities loans (section 512(a)(5)), or royalties)					
(2) Support from general public and 5 or more exempt organizations as provided in section 4942(j)(3)(B)(iii)					
(3) Largest amount of support from an exempt organization					
(4) Gross investment income					

Part XV Supplementary Information (Complete this part only if the foundation had \$5,000 or more in assets at any time during the year-see instructions.)

1 Information Regarding Foundation Managers:

a List any managers of the foundation who have contributed more than 2% of the total contributions received by the foundation before the close of any tax year (but only if they have contributed more than \$5,000) (See section 507(d)(2))

NONE

b List any managers of the foundation who own 10% or more of the stock of a corporation (or an equally large portion of the ownership of a partnership or other entity) of which the foundation has a 10% or greater interest

NONE

2 Information Regarding Contribution, Grant, Gift, Loan, Scholarship, etc., Programs:

Check here if the foundation only makes contributions to preselected charitable organizations and does not accept unsolicited requests for funds. If the foundation makes gifts, grants, etc (see instructions) to individuals or organizations under other conditions, complete items 2a, b, c, and d

a The name, address, and telephone number or e-mail address of the person to whom applications should be addressed

SEE STATEMENT 15

b The form in which applications should be submitted and information and materials they should include

c Any submission deadlines

d Any restrictions or limitations on awards, such as by geographical areas, charitable fields, kinds of institutions, or other factors

Part XV Supplementary Information (continued)

3 Grants and Contributions Paid During the Year or Approved for Future Payment

Recipient Name and address (home or business)	If recipient is an individual, show any relationship to any foundation manager or substantial contributor	Foundation status of recipient	Purpose of grant or contribution	Amount
a <i>Paid during the year</i> SEE SCHEDULE ATTACHED	NONE			1,614,158.
Total			▶ 3a	1,614,158.
b <i>Approved for future payment</i> NONE				
Total			▶ 3b	0.

Schedule B
(Form 990, 990-EZ,
or 990-PF)

Department of the Treasury
Internal Revenue Service

Schedule of Contributors

▶ Attach to Form 990, Form 990-EZ, or Form 990-PF.
▶ Information about Schedule B (Form 990, 990-EZ, or 990-PF) and
its instructions is at www.irs.gov/form990

OMB No 1545-0047

2013

Name of the organization

JEROME ROBBINS FOUNDATION

Employer identification number

13-6021425

Organization type (check one)

Filers of:

Section:

Form 990 or 990-EZ

501(c)() (enter number) organization

4947(a)(1) nonexempt charitable trust **not** treated as a private foundation

527 political organization

Form 990-PF

501(c)(3) exempt private foundation

4947(a)(1) nonexempt charitable trust treated as a private foundation

501(c)(3) taxable private foundation

Check if your organization is covered by the **General Rule** or a **Special Rule**.

Note. Only a section 501(c)(7), (8), or (10) organization can check boxes for both the General Rule and a Special Rule. See instructions.

General Rule

For an organization filing Form 990, 990-EZ, or 990-PF that received, during the year, \$5,000 or more (in money or property) from any one contributor. Complete Parts I and II.

Special Rules

For a section 501(c)(3) organization filing Form 990 or 990-EZ that met the 33 1/3% support test of the regulations under sections 509(a)(1) and 170(b)(1)(A)(vi) and received from any one contributor, during the year, a contribution of the greater of (1) \$5,000 or (2) 2% of the amount on (i) Form 990, Part VIII, line 1h, or (ii) Form 990-EZ, line 1. Complete Parts I and II.

For a section 501(c)(7), (8), or (10) organization filing Form 990 or 990-EZ that received from any one contributor, during the year, total contributions of more than \$1,000 for use *exclusively* for religious, charitable, scientific, literary, or educational purposes, or the prevention of cruelty to children or animals. Complete Parts I, II, and III.

For a section 501(c)(7), (8), or (10) organization filing Form 990 or 990-EZ that received from any one contributor, during the year, contributions for use *exclusively* for religious, charitable, etc., purposes, but these contributions did not total to more than \$1,000. If this box is checked, enter here the total contributions that were received during the year for an *exclusively* religious, charitable, etc., purpose. Do not complete any of the parts unless the **General Rule** applies to this organization because it received *nonexclusively* religious, charitable, etc., contributions of \$5,000 or more during the year. ▶ \$ _____

Caution. An organization that is not covered by the General Rule and/or the Special Rules does not file Schedule B (Form 990, 990-EZ, or 990-PF), but it **must** answer "No" on Part IV, line 2, of its Form 990, or check the box on line H of its Form 990-EZ or on its Form 990-PF, Part I, line 2, to certify that it does not meet the filing requirements of Schedule B (Form 990, 990-EZ, or 990-PF).

LHA For Paperwork Reduction Act Notice, see the Instructions for Form 990, 990-EZ, or 990-PF. Schedule B (Form 990, 990-EZ, or 990-PF) (2013)

Name of organization JEROME ROBBINS FOUNDATION	Employer identification number 13-6021425
--	---

Part I Contributors (see instructions) Use duplicate copies of Part I if additional space is needed

(a) No.	(b) Name, address, and ZIP + 4	(c) Total contributions	(d) Type of contribution
1	ROCKEFELLER BROTHER FUND 475 RIVERSIDE DRIVE NEW YORK, NY 10115	\$ 12,000.	Person <input checked="" type="checkbox"/> Payroll <input type="checkbox"/> Noncash <input type="checkbox"/> (Complete Part II for noncash contributions)
	_____	\$ _____	Person <input type="checkbox"/> Payroll <input type="checkbox"/> Noncash <input type="checkbox"/> (Complete Part II for noncash contributions)
	_____	\$ _____	Person <input type="checkbox"/> Payroll <input type="checkbox"/> Noncash <input type="checkbox"/> (Complete Part II for noncash contributions)
	_____	\$ _____	Person <input type="checkbox"/> Payroll <input type="checkbox"/> Noncash <input type="checkbox"/> (Complete Part II for noncash contributions)
	_____	\$ _____	Person <input type="checkbox"/> Payroll <input type="checkbox"/> Noncash <input type="checkbox"/> (Complete Part II for noncash contributions)
	_____	\$ _____	Person <input type="checkbox"/> Payroll <input type="checkbox"/> Noncash <input type="checkbox"/> (Complete Part II for noncash contributions)
	_____	\$ _____	Person <input type="checkbox"/> Payroll <input type="checkbox"/> Noncash <input type="checkbox"/> (Complete Part II for noncash contributions)

Name of organization

Employer identification number

JEROME ROBBINS FOUNDATION

13-6021425

Part II Noncash Property (see instructions) Use duplicate copies of Part II if additional space is needed.

(a) No. from Part I	(b) Description of noncash property given	(c) FMV (or estimate) (see instructions)	(d) Date received
		\$ _____	_____
		\$ _____	_____
		\$ _____	_____
		\$ _____	_____
		\$ _____	_____
		\$ _____	_____
		\$ _____	_____
		\$ _____	_____
		\$ _____	_____

Name of organization

Employer identification number

JEROME ROBBINS FOUNDATION

13-6021425

Part III

Exclusively religious, charitable, etc., individual contributions to section 501(c)(7), (8), or (10) organizations that total more than \$1,000 for the year. Complete columns (a) through (e) and the following line entry. For organizations completing Part III, enter the total of *exclusively* religious, charitable, etc., contributions of \$1,000 or less for the year. (Enter this information once.) ▶ \$ _____
Use duplicate copies of Part III if additional space is needed.

(a) No. from Part I	(b) Purpose of gift	(c) Use of gift	(d) Description of how gift is held
	_____	_____	_____
	_____	_____	_____
	_____	_____	_____
	(e) Transfer of gift		
Transferee's name, address, and ZIP + 4		Relationship of transferor to transferee	
_____		_____	
_____		_____	
_____		_____	
	_____	_____	_____
	_____	_____	_____
	_____	_____	_____
	(e) Transfer of gift		
Transferee's name, address, and ZIP + 4		Relationship of transferor to transferee	
_____		_____	
_____		_____	
_____		_____	
	_____	_____	_____
	_____	_____	_____
	_____	_____	_____
	(e) Transfer of gift		
Transferee's name, address, and ZIP + 4		Relationship of transferor to transferee	
_____		_____	
_____		_____	
_____		_____	
	_____	_____	_____
	_____	_____	_____
	_____	_____	_____
	(e) Transfer of gift		
Transferee's name, address, and ZIP + 4		Relationship of transferor to transferee	
_____		_____	
_____		_____	
_____		_____	

JEROME ROBBINS FOUNDATION

Part IV Capital Gains and Losses for Tax on Investment Income

(a) List and describe the kind(s) of property sold, e.g., real estate, 2-story brick warehouse, or common stock, 200 shs MLC Co	(b) How acquired P - Purchase D - Donation	(c) Date acquired (mo., day, yr.)	(d) Date sold (mo., day, yr.)
a MORGAN STANLEY ACCT# 4890	P	VARIOUS	VARIOUS
b MORGAN STANLEY ACCT# 0082	P	VARIOUS	VARIOUS
c MORGAN STANLEY ACCT# 1100	P	VARIOUS	VARIOUS
d JPMORGAN CHASE ACCT# 4006	P	VARIOUS	VARIOUS
e JPMORGAN CHASE ACCT# 0003	P	VARIOUS	VARIOUS
f JPMORGAN CHASE ACCT# 0003	P	VARIOUS	VARIOUS
g MERRILL LYNCH ACCT# 3168	P	07/11/12	VARIOUS
h MERRILL LYNCH ACCT# 3168	P	VARIOUS	VARIOUS
i WELLS FARGO - ACCT# 4944	P	VARIOUS	VARIOUS
j WELLS FARGO - ACCT# 4944	P	VARIOUS	VARIOUS
k MERRILL LYNCH ACCT# 4257	P	05/16/11	02/28/13
l LEHMAN BROTHERS - SECURITIES LITIGATION	P	VARIOUS	08/20/13
m K-1 POWERSHARES DB COMMODITY INDEX	P	VARIOUS	VARIOUS
n K-1 POWERSHARES DB COMMODITY INDEX	P	VARIOUS	VARIOUS
o CAPITAL GAINS DIVIDENDS			

(e) Gross sales price	(f) Depreciation allowed (or allowable)	(g) Cost or other basis plus expense of sale	(h) Gain or (loss) (e) plus (f) minus (g)
a 92,452.		86,882.	5,570.
b 246,605.		202,417.	44,188.
c 794,996.		797,210.	<2,214.>
d 1,897.			1,897.
e		1,691.	<1,691.>
f 3.			3.
g 50,000.		50,765.	<765.>
h 574,896.		532,953.	41,943.
i 191,000.		191,012.	<12.>
j 1,253,553.		1,321,137.	<67,584.>
k 15,000.		15,000.	0.
l 4,137.			4,137.
m		1,915.	<1,915.>
n		3,797.	<3,797.>
o 33.			33.

Complete only for assets showing gain in column (h) and owned by the foundation on 12/31/69			(l) Losses (from col (h)) Gains (excess of col (h) gain over col (k), but not less than "-0-")
(i) FMV as of 12/31/69	(j) Adjusted basis as of 12/31/69	(k) Excess of col (i) over col (j), if any	
a			5,570.
b			44,188.
c			<2,214.>
d			1,897.
e			<1,691.>
f			3.
g			<765.>
h			41,943.
i			<12.>
j			<67,584.>
k			0.
l			4,137.
m			<1,915.>
n			<3,797.>
o			33.

2 Capital gain net income or (net capital loss) { If gain, also enter in Part I, line 7 } { If (loss), enter "-0-" in Part I, line 7 }	2	19,793.
3 Net short-term capital gain or (loss) as defined in sections 1222(5) and (6) If gain, also enter in Part I, line 8, column (c) If (loss), enter "-0-" in Part I, line 8	3	N/A

Realized Gain/(Loss) by Security



Bank of America Corporation

Prior Year	Quantity	Acquisition Cost(\$)	Liquidation Amount(\$)	Short (810)	Long	Total (810)
Security Description					Realized Gain/(Loss)(\$)	
AMERICAN INTL GROUP PFD	1,000	25,810	25,000	0	0	0
7 70% DEC 18 2062 AMERICAN INTL GROUP	1,000	24,955	25,000	45	0	45
SRS A-4 JR SUB DEB 6 45% JUNE 15 2077	2,000	50,000	50,000	0	0	0
BANK OF AMERICA CORP CLD NON-CUM PRFD STOCK SER H 8 20% DEPOSITORY SHARES	65,000	65,464	65,000	0	(464)	(464)
BANK OF AMERICA CORP CLD SER MTN	35,000	35,000	35,000	0	0	0
STEP% MAY 31 2022 CATERPILLAR FINANCIAL SE SER POWR	50,000	50,751	50,000	0	(751)	(751)
05 050% FEB 15 2013 GENERAL ELEC CAP CRP CLD SER MTNA	50,000	50,626	56,119	0	5,493	5,493
STEP% MAR 30 2024 HSBC BANK USA NA 4 87% 2 SUBORDINATED GLB	50,000	52,498	60,169	0	7,671	7,671
04 875% AUG 24 2020 MERRILL LYNCH & CO NOTES SER MTN	100,000	103,615	109,931	0	6,316	6,316
06 875% APR 25 2018 MERRILL LYNCH CO INC SUBORDINATED NOTES	75,000	75,000	75,000	0	0	0
6 05% MAY 16, 2016 NATL CITY BANK CD	5,000	50,000	73,678	0	23,678	23,678
04 250% APR 16 2013 SP500 STEPUP ISSUER BAC						
STEP 30 15% SV 1160 4 DUE 09/27/13 BUF 10%						
Total Realized				(765)	41,943	41,178

The Realized Gain/(Loss) totals for this account do not include sales transactions where cost information is unavailable or data is insufficient to accurately calculate the Realized Gain/(Loss) figures

Note Acquisition Costs are not adjusted for stock splits, etc

Accounts included in this report. 847-03168 (ENDOWMENT)

Report created April 29, 2014
for THE JEROME ROBBINS FOUNDATION

For Informational Purposes Only - Account Statement is Official Record of Holdings, Balances and Security Values



Bank of America Corporation

Account No.
847-03168

Taxpayer No.
13-6021425

Page
9 of 20

THE JEROME ROBBINS FOUNDATION

2013 ANNUAL STATEMENT SUMMARY

The following sections are provided to facilitate your review and the preparation of your tax return.

The 2013 Proceeds from Broker and Barter Exchange Transactions section includes both sales of positions for "covered securities" and "noncovered securities." A covered security includes those with a purchase date within the following timeline: Equities acquired on or after January 1, 2011 and Mutual Funds acquired on or after January 1, 2012. Legislation requires reporting the gross proceeds of the sales of "covered" and "noncovered" securities and the adjusted cost basis for "covered securities." Any sale of a security that is considered a "noncovered security" will still be included in this section with the adjusted cost basis (where available).

In calculating gain (loss), unless otherwise noted, it was assumed that the oldest position was liquidated first, and that you have made an election to amortize the premium paid on the purchase of taxable bonds. Under the Cost Basis Reporting Regulations, brokers need not track wash sale activity for substantially identical securities, transactions across accounts, or between covered and non-covered securities. However, you as a taxpayer still have to track and report wash sales as you have in the past which would include all of the aforementioned transaction types. Securities distributed from a retirement account reflect the tax basis on the date of distribution. Other methods for calculating gain (loss) are available. The cost basis for most Original Issue Discount ("OID") obligations includes the accretion of OID. For purposes of allocating original purchase price to the components of an equity unit consisting of a purchase contract and a debt security subject to a remarketing event, we assumed that the fair market value of the debt security on purchase date was equal to its adjusted issue price. The difference between your original cost and the amount allocable to the debt component was allocated to the purchase contract. In making adjustments to the cost basis of the purchase contract, it was assumed that the unit holder included contract adjustment payments in income when received.

This is important tax information and is being furnished to the Internal Revenue Service. If you are required to file a return, a negligence penalty or other sanction may be imposed on you if this income is taxable and the IRS determines that it has not been reported.

1099-B 2013 PROCEEDS FROM BROKER & BARTER EXCHANGE TRANSACTIONS

1e Quantity	Transaction Description	1b Date of Acquisition	1a Date of Sale or Exchange	2a Amount	3 Cost Basis	5. Wash Sale Loss Disallowed	Gain or (Loss)	Remarks
SHORT TERM CAPITAL GAINS AND LOSSES - 1099-B Line 1c.								
COVERED TRANSACTIONS - 1099-B Line 6b. (cost basis reported to the IRS)								
	AMERICAN INTL GROUP		CUSIP Number 026874800					
	SRS A-4 JR SUB DEB							
	6.45% JUNE 15 2077							
	1000 0000 Redemption	07/11/12	06/17/13	25,000.00	24,955.00	0.00	45.00	
	AMERICAN INTL GROUP		CUSIP Number 026874859					
	PFD							
	7.70% DEC 18 2062							
	1000.0000 Redemption	07/11/12	03/18/13	25,000.00	25,810.00	0.00	(810.00)	
	Covered Short Term Capital Gains and Losses Subtotal			50,000.00	50,765.00	0.00	(765.00)	
	NET SHORT TERM CAPITAL GAINS AND LOSSES			50,000.00	50,765.00	0.00	(765.00)	



THE JEROME ROBBINS FOUNDATION

2013 ANNUAL STATEMENT SUMMARY
 2013 PROCEEDS FROM BROKER & BARTER EXCHANGE TRANSACTIONS

Account No.
847-03168

Taxpayer No.
13-6021425

Page
10 of 20

1099-B	1e Quantity	Transaction Description	1b Date of Acquisition	1a Date of Sale or Exchange	2a Amount	3 Cost Basis	5 Wash Sale Loss Disallowed	Gain or (Loss)	Remarks
LONG TERM CAPITAL GAINS AND LOSSES - 1099-B Line 1c.									
NONCOVERED TRANSACTIONS - 1099-B Line 6a. (cost basis not reported to the IRS)									
		HSBC BANK USA NA SUBORDINATED GLB 04.875% AUG 24 2020 50000.0000 Sale	07/18/11	05/22/13	56,118.65	50,625.58	0.00	5,493.07	
		MERRILL LYNCH CO INC SUBORDINATED NOTES 6.05% MAY 16, 2016 100000.0000 Sale	06/26/12	12/16/13	109,931.00	103,615.29	0.00	6,315.71	
		CATERPILLAR FINANCIAL SE SER POWR 05 050% FEB 15 2013 35000.0000 Redemption	02/23/09	02/15/13	35,000.00	35,000.00	0.00	0.00	
		BANK OF AMERICA CORP CLD SER MTN STEP% MAY 31 2022 65000.0000 Redemption	04/01/11	05/28/13	65,000.00	65,463.66	0.00	(463.66)	
		GENERAL ELEC CAP CRP CLD SER MTNA STEP% MAR 30 2024 50000.0000 Redemption	05/04/11	04/01/13	50,000.00	50,750.73	0.00	(750.73)	
		NATL CITY BANK CD 04 250% APR 16 2013 75000.0000 Redemption	04/08/08	04/16/13	75,000.00	75,000.00	0.00	0.00	
		MERRILL LYNCH & CO NOTES SER MTN 06 875% APR 25 2018 50000.0000 Sale	03/10/10	02/25/13	60,169.15	52,497.86	0.00	7,671.29	
		BANK OF AMERICA CORP CLD NON-CUM PRFD STOCK SER H 8 20% DEPOSITORY SHARES 2000.0000 Redemption	05/20/08	05/01/13	50,000.00	50,000.00	0.00	0.00	



Account No.
847-03168

Taxpayer No.
13-6021425

Page
11 of 20

THE JEROME ROBBINS FOUNDATION

2013 ANNUAL STATEMENT SUMMARY
2013 PROCEEDS FROM BROKER & BARTER EXCHANGE TRANSACTIONS

1099-B	1e Quantity	Transaction Description	1b. Date of Acquisition	1a. Date of Sale or Exchange	2a Amount	3 Cost Basis	5 Wash Sale Loss Disallowed	Gain or (Loss)	Remarks
		SP500 STEPUPI ISSUER BAC STEP 30.15% SV 1160 4 DUE 09/27/13 BUF 10%	09/29/11	09/27/13	73,677.61	50,000.00	0.00	23,677.61	
		5000 0000 Redemption							
		Noncovered Long Term Capital Gains and Losses Subtotal			574,896.41	532,953.12	0.00	41,943.29	
		NET LONG TERM CAPITAL GAINS AND LOSSES			574,896.41	532,953.12	0.00	41,943.29	
		TOTAL SALES PROCEEDS FOR CAPITAL GAINS AND LOSSES			624,896.41				
		TOTAL REPORTED SALES PROCEEDS			624,896.41				

2013 REALIZED CAPITAL GAIN AND LOSS SUMMARY

COVERED SHORT TERM GAINS/LOSSES	NONCOVERED SHORT TERM GAINS/LOSSES	COVERED LONG TERM GAINS/LOSSES	NONCOVERED LONG TERM GAINS/LOSSES
(765.00)	0.00	0.00	41,943.29

REALIZED COST BASIS INFORMATION FOR SECURITIES SUBJECT TO AMORTIZATION/ACCRETION AS OF DECEMBER 31, 2013

Security Description	Quantity	Date Acquired	Adjusted Cost Basis	Amortization/Accretion Year-To-Date	Life-To-Date	Sales Price
HSBC BANK USA NA	50000 0000	07/18/11	50,625.58	(29.46)	(129.42)	56,118.65
MERRILL LYNCH CO INC	100000 0000	06/26/12	103,615.29	(1,346.92)	(2,031.71)	109,931.00
BANK OF AMERICA CORP CLD	65000 0000	04/01/11	65,463.66	(21.02)	(96.22)	65,000.00
GENERAL ELEC CAP CRP CLD	50000 0000	05/04/11	50,750.73	(17.07)	(116.81)	50,000.00
MERRILL LYNCH & CO	50000.0000	03/10/10	52,497.86	(65.69)	(646.69)	60,169.15



Bank of America Corporation

JEROME ROBBINS FOUNDATION INC

Account No.
852-04257

Taxpayer No.
13-6021425

Page
7 of 13

2013 ANNUAL STATEMENT SUMMARY

The following sections are provided to facilitate your review and the preparation of your tax return

The 2013 Proceeds from Broker and Barter Exchange Transactions section includes both sales of positions for "covered securities" and "noncovered securities." A covered security includes those with a purchase date within the following timeline: Equities acquired on or after January 1, 2011, and Mutual Funds acquired on or after January 1, 2012. Legislation requires reporting the gross proceeds of the sales of "covered" and "noncovered" securities and the adjusted cost basis for "covered securities." Any sale of a security that is considered a "noncovered security" will still be included in this section with the adjusted cost basis (where available).

In calculating gain (loss), unless otherwise noted, it was assumed that the oldest position was liquidated first, and that you have made an election to amortize the premium paid on the purchase of taxable bonds. Under the Cost Basis Reporting Regulations, brokers need not track wash sale activity for substantially identical securities, transactions across accounts, or between covered and non-covered securities. However, you as a taxpayer still have to track and report wash sales as you have in the past which would include all of the aforementioned transaction types. Securities distributed from a retirement account reflect the tax basis on the date of distribution. Other methods for calculating gain (loss) are available. The cost basis for most Original Issue Discount ("OID") obligations includes the accretion of OID. For purposes of allocating original purchase price to the components of an equity unit consisting of a purchase contract and a debt security subject to a remarketing event, we assumed that the fair market value of the debt security on purchase date was equal to its adjusted issue price. The difference between your original cost and the amount allocable to the debt component was allocated to the purchase contract. In making adjustments to the cost basis of the purchase contract, it was assumed that the unit holder included contract adjustment payments in income when received.

This is important tax information and is being furnished to the Internal Revenue Service. If you are required to file a return, a negligence penalty or other sanction may be imposed on you if this income is taxable and the IRS determines that it has not been reported.

1099-B 2013 PROCEEDS FROM BROKER & BARTER EXCHANGE TRANSACTIONS

1e Quantity	Transaction Description	1b. Date of Acquisition	1a Date of Sale or Exchange	2a Amount	3. Cost Basis	5. Wash Sale Loss Disallowed	Gain or (Loss)	Remarks
LONG TERM CAPITAL GAINS AND LOSSES - 1099-B Line 1c.								
NONCOVERED TRANSACTIONS - 1099-B Line 6a. (cost basis not reported to the IRS)								
ORIENTAL BK & TR SAN JUAN PR 02 250% MAY 31 2016 15000 0000 Redemption								
		05/16/11	02/28/13	15,000.00	15,000.00	0.00	0.00	
	Noncovered Long Term Capital Gains and Losses Subtotal			15,000.00	15,000.00	0.00	0.00	
	NET LONG TERM CAPITAL GAINS AND LOSSES			15,000.00	15,000.00	0.00	0.00	
	TOTAL SALES PROCEEDS FOR CAPITAL GAINS AND LOSSES			15,000.00				
	TOTAL REPORTED SALES PROCEEDS			15,000.00				

CUSIP Number 686184SD5

Gain & Loss: Realized: 2013
As of 13 29 PM EST, 04/23/2014

JEROME ROBBINS FOUNDATION, INC
C/O ALLEN GREENBERG, ELLEN SORRIN &
414-901100-094 AAA
Corp Account / Non Profit Corporation
\$3,497,847.93 (prev close) / Reserved Select

JEROME ROBBINS FOUNDATION, INC
C/O ALLEN GREENBERG, ELLEN SORRIN &
156 WEST 56TH STREET 9TH FL
NEW YORK NY 10019-3800
(212) 367-8956 (H) | allen@pefundservices.com

Morgan Stanley

LONG TERM GAIN/LOSS

SECURITY ▲	QUANTITY	DATE ACQUIRED	DATE SOLD	UNIT COST (\$)	TOTAL COST (\$)	ADJUSTED COST (\$)	PROCEEDS (\$)	G/L AMOUNT (\$)	HOLDING PERIOD
\$0.00	50,000,000	02/10/2012	02/15/2013	100.00	50,000.00	50,000.00	50,000.00	0.00	long
-\$1,418.54	19,000,000	04/06/2011	08/27/2013	107.47	20,418.54	20,418.54	19,000.00	-1,418.54	long
-\$685.25	25,000,000	03/24/2010	03/25/2013	102.74	25,685.25	25,685.25	25,000.00	-685.25	long
-\$3,569.80	65,000,000	03/25/2010	06/11/2013	105.49	68,569.80	68,569.80	65,000.00	-3,569.80	long
-\$2,007.60	35,000,000	01/11/2010	07/09/2013	105.74	37,007.60	37,007.60	35,000.00	-2,007.60	long
\$0.00	50,000,000	09/19/2011	12/24/2013	100.00	50,000.00	50,000.00	50,000.00	0.00	long
-\$1,765.75	25,000,000	02/08/2011	08/13/2013	107.06	26,765.75	26,765.75	25,000.00	-1,765.75	long
\$0.00	50,000,000	12/19/2011	06/17/2013	100.00	50,000.00	50,000.00	50,000.00	0.00	long
\$0.00	25,000,000	09/19/2011	09/16/2013	100.00	25,000.00	25,000.00	25,000.00	0.00	long
\$3,277.20	20,000,000	09/18/2009	06/28/2013	104.21	21,444.60	20,841.60	24,118.80	3,277.20	long adj 2013-07-01
\$0.00	65,000,000	03/22/2010	03/26/2013	100.00	65,000.00	65,000.00	65,000.00	0.00	long
-\$239.70	15,000,000	01/11/2010	01/30/2013	101.60	15,239.70	15,239.70	15,000.00	-239.70	long

P - When there is a "P" next to a transaction, this indicates that you have provided the trade history for this transaction, it was not available through Morgan Stanley Smith Barney LLC records
H - Wash sale rules apply to this tax lot. The cost basis has been adjusted to account for disallowed loss of a related wash sale transaction for this covered security
W - Wash sale rules apply to this tax lot. Disallowed loss for covered securities will be reported on Form 1099-B for the current tax year
I - This tax lot has been marked as inherited. Cost basis, acquisition date and holding period have been adjusted accordingly
G - This tax lot has been marked as a gift. Gift basis rules will apply at the time of sale
A - Information for this transaction reflects your requested adjustments to existing Morgan Stanley Smith Barney LLC trade history
B - This adjusted cost figure is for reference purposes only. It is based on the assumption that the deposit note value has not changed since the issuance. This assumption may not apply to you. Please review with your tax advisor on what is the best method for allocating cost basis for your account
E - This transaction was executed elsewhere and the securities were later transferred to your Morgan Stanley Smith Barney LLC account. The trade history for this transaction was provided to Morgan Stanley Smith Barney LLC by your prior financial institution
M - Options exercise and assignments include options premiums when determining the realized gain and loss

LONG TERM GAIN/LOSS

SECURITY	QUANTITY	DATE ACQUIRED	DATE SOLD	UNIT COST (\$)	TOTAL COST (\$) Flagstar Bk Fsb 5.000 9-19-13 G/L Amount	ADJUSTED COST (\$)	PROCEEDS (\$)	G/L AMOUNT (\$)	HOLDING PERIOD
	10,000,000	02/03/2011	09/19/2013	107.36	10,735.70	10,735.70	10,000.00	-735.70	long
	150,000,000	08/19/2009	08/20/2013	100.00	150,000.00	150,000.00	150,000.00	0.00	long
	25,000,000	08/19/2009	05/15/2013	100.00	25,900.50	25,000.00	25,000.00	0.00	long
	8,480	12/25/2001	01/15/2013	99.75	8.46	8.46	8.48	0.02	long adj 2012-07-06
	8,530	12/25/2001	02/15/2013	99.75	8.51	8.51	8.53	0.02	long adj 2012-07-06
	8,580	12/25/2001	03/15/2013	99.75	8.56	8.56	8.58	0.02	long adj 2012-07-06
	8,630	12/25/2001	04/15/2013	99.75	8.61	8.61	8.63	0.02	long adj 2012-07-06
	8,680	12/25/2001	05/15/2013	99.75	8.66	8.66	8.68	0.02	long adj 2012-07-06
	8,740	12/25/2001	06/15/2013	99.75	8.72	8.72	8.74	0.02	long adj 2012-07-06
	8,790	12/25/2001	07/15/2013	99.75	8.77	8.77	8.79	0.02	long adj 2012-07-06
	8,840	12/25/2001	08/15/2013	99.75	8.82	8.82	8.84	0.02	long adj 2012-07-06
	8,890	12/25/2001	09/15/2013	99.75	8.87	8.87	8.89	0.02	long adj 2012-07-06
	8,940	12/25/2001	10/15/2013	99.75	8.92	8.92	8.94	0.02	long adj 2012-07-06
	8,990	12/25/2001	11/15/2013	99.75	8.97	8.97	8.99	0.02	long adj 2012-07-06
	9,050	12/25/2001	12/15/2013	99.75	9.03	9.03	9.05	0.02	long adj 2012-07-06
SubTotal	105,140			N/A	\$104.90	\$104.90	\$105.14	\$0.24	
	\$7,911.43			Sbc T1951 Tnd 5 5/8 5-15-16 G/L Amount		103.86	103.86	7.91143	long adj 2013-11-12
				Woodlands Comm Cd 5.000 8-06-13 G/L Amount		109,549.00	111,772.00		
	50,000,000	11/02/2009	08/06/2013	105.96	52,980.50	52,980.50	50,000.00	-2,980.50	long
Long Term Total					\$804,401.84	\$797,209.91	\$794,995.94	-\$2,213.97	
Grand Total					\$804,401.84	\$797,209.91	\$794,995.94	-\$2,213.97	

The gain and loss information is provided for informational purposes only and is not a substitute for any other appropriate tax form, and should not be used for tax preparation. Unrealized gain and loss values are estimates and should be independently verified. Morgan Stanley does not provide tax advice. We recommend that you contact your tax advisor to determine the appropriate use of this information. Past performance does not guarantee future returns. Gain and loss information is calculated based upon uniform standards and does not account for each individual client's particular circumstances such as the existence of hedging transactions or constructive sales. Although we make every effort to adjust the cost basis for securities' capital changes, we do not adjust the cost basis for all events. Contact your Financial Advisor for guidance on particular questions. For accounts with Choice Select pricing, the commissions paid on your eligible equity and option purchases and sales are applied to the Total Cost on a monthly basis.

- P - When there is a "P" next to a transaction, this indicates that you have provided the trade history for this transaction, it was not available through Morgan Stanley Smith Barney LLC records
- H - Wash sale rules apply to this tax lot. The cost basis has been adjusted to account for disallowed loss of a related wash sale transaction for this covered security
- W - Wash sale rules apply to this tax lot. Disallowed loss for covered securities will be reported on Form 1099-B for the current tax year
- I - This tax lot has been marked as inherited. Cost basis, acquisition date and holding period have been adjusted accordingly
- G - This tax lot has been marked as a gift. Gift basis rules will apply at the time of sale
- A - Information for this transaction reflects your requested adjustments to existing Morgan Stanley Smith Barney LLC trade history
- B - This adjusted cost figure is for reference purposes only. It is based on the assumption that the deposit note value has not changed since the issuance. This assumption may not apply to you. Please review with your tax advisor on what is the best method for allocating cost basis for your account
- E - This transaction was executed elsewhere and the securities were later transferred to your Morgan Stanley Smith Barney LLC account. The trade history for this transaction was provided to Morgan Stanley Smith Barney LLC by your prior financial institution
- M - Options exercise and assignments include options premiums when determining the realized gain and loss

Corporate Tax Statement Tax Year 2013

Morgan Stanley Smith Barney Holdings LLC
1 New York Plaza
8th Floor
New York, NY 10004
Identification Number 26-4310632

THE JEROME ROBBINS FOUNDATION INC
156 WEST 56TH STREET
STE 900
NEW YORK NY 10019-3927

Taxpayer ID Number 13-6021425
Account Number 429 040082 040

Customer Service: 866-324-6088

1099-B PROCEEDS FROM BROKER AND BARTER EXCHANGE TRANSACTIONS

OMB NO. 1545-0715

This information is NOT being furnished to the Internal Revenue Service. It is provided to you for informational purposes only.

Gross Proceeds less commissions and option premiums on stocks, bonds, etc.

Long Term - Noncovered Securities # (Consider Box 6a (Noncovered Security) as being checked for this section. These transactions should be reported on Form 8949 Part II with box E checked.)

DESCRIPTION (Box 8)	QUANTITY (Box 1e)	DATE ACQUIRED (Box 1b)	DATE OF SALE (Box 1a)	SALES PRICE (Box 2a)	ADJUSTED COST OR OTHER BASIS (Box 3)	WASH SALE LOSS DISALLOWED (Box 5)	GAIN/(LOSS) AMOUNT	FEDERAL INCOME TAX WITHHELD (Box 4)
ISHARES BARCLAYS TIPS BD FD								
	CUSIP	464287176	Symbol (Box 1d)	TIP				
	70 000	02/25/08	06/19/13	\$7,982.55	\$7,477.99	\$0.00	\$504.56	\$0.00
	62 000	04/22/08	06/19/13	\$7,070.26	\$6,648.16	\$0.00	\$422.10	\$0.00
	74 000	06/26/08	06/19/13	\$8,438.69	\$7,884.60	\$0.00	\$554.09	\$0.00
	245 000	10/14/09	06/19/13	\$27,938.92	\$25,315.09	\$0.00	\$2,623.83	\$0.00
	164 000	11/01/11	06/19/13	\$18,701.97	\$19,165.89	\$0.00	(\$463.92)	\$0.00
	5,000	11/02/11	06/19/13	\$570.18	\$586.35	\$0.00	(\$16.17)	\$0.00
Security Subtotal	620,000			\$70,702.57	\$67,078.08	\$0.00	\$3,624.49	\$0.00
ISHARES MSCI EMU ETF								
	CUSIP	464286608	Symbol (Box 1d)	EZU				
	35 000	11/01/11	09/06/13	\$1,236.17	\$1,032.85	\$0.00	\$203.32	\$0.00
ISHARES MSCI JAPAN ETF								
	CUSIP	464286848	Symbol (Box 1d)	EWJ				
	210 000	04/22/08	09/06/13	\$2,363.21	\$2,688.00	\$0.00	(\$324.79)	\$0.00
ISHARES S&P MID-CAP 400 G ETF								
	CUSIP	464287606	Symbol (Box 1d)	IJK				
	113 000	02/25/08	09/06/13	\$15,081.74	\$9,567.71	\$0.00	\$5,514.03	\$0.00
	2,000	04/22/08	09/06/13	\$266.93	\$172.60	\$0.00	\$94.33	\$0.00
Security Subtotal	115,000			\$15,348.67	\$9,740.31	\$0.00	\$5,608.36	\$0.00
ISHARES S&P MID-CAP 400 V ETF								
	CUSIP	464287705	Symbol (Box 1d)	IJJ				
	155 000	02/25/08	09/06/13	\$16,113.12	\$11,665.30	\$0.00	\$4,447.82	\$0.00
ISHARES S&P SMLL-CAP 600 V ETF								
	CUSIP	464287879	Symbol (Box 1d)	IJS				
	26 000	02/25/08	09/06/13	\$2,522.16	\$1,725.62	\$0.00	\$796.54	\$0.00
	74 000	04/22/08	09/06/13	\$7,178.46	\$4,874.38	\$0.00	\$2,304.08	\$0.00
Security Subtotal	100,000			\$9,700.62	\$6,600.00	\$0.00	\$3,100.62	\$0.00

CONTINUED ON NEXT PAGE

Morgan Stanley

Corporate Tax Statement Tax Year 2013

Morgan Stanley Smith Barney Holdings LLC
1 New York Plaza
8th Floor

New York, NY 10004
Identification Number

26-4310632

Taxpayer ID Number

13-6021425

Account Number

429 040082 040

Customer Service: 866-324-6088

THE JEROME ROBBINS FOUNDATION INC
156 WEST 56TH STREET
STE 900
NEW YORK NY 10019-3927

This information is NOT being furnished to the Internal Revenue Service. It is provided to you for informational purposes only.

1099-B PROCEEDS FROM BROKER AND BARTER EXCHANGE TRANSACTIONS (continued)

OMB NO. 1545-0715

Gross Proceeds less commissions and option premiums on stocks, bonds, etc.

Long Term - Noncovered Securities # (Consider Box 6a (Noncovered Security) as being checked for this section. These transactions should be reported on Form 8949 Part II with box E checked.)
(Continued)

DESCRIPTION (Box 8)	QUANTITY (Box 1e)	DATE ACQUIRED (Box 1b)	DATE OF SALE (Box 1a)	SALES PRICE (Box 2a)	ADJUSTED COST OR OTHER BASIS (Box 3)	WASH SALE DISALLOWED (Box 5)	GAIN/(LOSS) AMOUNT	FEDERAL INCOME TAX WITHHELD (Box 4)
ISHARES S&P 500 GRWTH ETF	CUSIP 464287309	Symbol (Box 1d). IVW						
	500 000	04/22/08	09/06/13	\$43,704.38	\$33,158.95	\$0.00	\$10,545.43	\$0.00
ISHARES S&P 500 VAL ETF	CUSIP 464287408	Symbol (Box 1d). IVE						
	660 000	06/26/08	09/06/13	\$51,179.46	\$42,541.36	\$0.00	\$8,638.10	\$0.00
ISHARES SMALL CAP 600 G ETF	CUSIP 464287887	Symbol (Box 1d). IJT						
	150 000	02/25/08	09/06/13	\$15,493.46	\$9,443.25	\$0.00	\$6,050.21	\$0.00
POWERSHARES DB COMM TRK INC	CUSIP 73935S105	Symbol (Box 1d). DBC						
	70 000	11/01/11	09/06/13	\$1,864.76	\$1,912.26	\$0.00	(\$47.50)	\$0.00
SPDR DJ WILSHIRE INTL REAL EST	CUSIP 78463X863	Symbol (Box 1d). RWX						
	480 000	11/01/11	09/06/13	\$18,898.18	\$16,556.16	\$0.00	\$2,342.02	\$0.00
Total Long Term Noncovered Securities				\$246,604.60	\$202,416.52	\$0.00	\$44,188.08	\$0.00

Form 1099-B Total Reportable Amounts

Total Sales Price (Box 2a)	\$246,604.60
Total Cost or Other Basis (Box 3)	\$0.00
Total Wash Sale Loss Disallowed (Box 5)	\$0.00
Total Fed Tax Withheld (Box 4)	\$0.00

Noncovered securities are not subject to the IRS cost basis reporting regulations, therefore their date of acquisition, cost basis, short or long term designation and any disallowed loss resulting from a wash sale will not be reported to the IRS

IMPORTANT TAX INFORMATION -- PLEASE RETAIN FOR YOUR RECORDS

Corporate Tax Statement Tax Year 2013

Morgan Stanley Smith Barney Holdings LLC
1 New York Plaza
8th Floor
New York, NY 10004

THE JEROME ROBBINS FOUNDATION INC
C/O ALLEN GREENBERG
156 WEST 56TH STREET, STE 900
NEW YORK NY 10019-3927

Identification Number 26-4310632
Taxpayer ID Number 13-6021425
Account Number 429 044890 040

Customer Service: 866-324-6088

This information is NOT being furnished to the Internal Revenue Service. It is provided to you for informational purposes only.

1099-B PROCEEDS FROM BROKER AND BARTER EXCHANGE TRANSACTIONS

OMB NO. 1545-0715

Gross Proceeds less commissions and option premiums on stocks, bonds, etc.

Short Term - Covered Securities (Consider Box 6b (Basis Reported to IRS) as being checked for this section. These transactions should be reported on Form 8949 Part I with box A checked.)

DESCRIPTION (Box 8)	QUANTITY ACQUIRED (Box 1e)	DATE ACQUIRED (Box 1b)	DATE OF SALE (Box 1a)	SALES PRICE (Box 2a)	ADJUSTED COST OR OTHER BASIS (Box 3)	WASH SALE LOSS DISALLOWED (Box 5)	GAIN/(LOSS) AMOUNT	FEDERAL INCOME TAX WITHHELD (Box 4)
ALTRIA GROUP INC	CUSIP: 02209S103	Symbol (Box 1d): MO						
	47 000	08/30/13	10/25/13	\$1,703 01	\$1,593 30	\$0 00	\$109 71	\$0 00
AMDOCS LIMITED ORD	CUSIP: G02602103	Symbol (Box 1d): DOX						
	43 000	08/30/13	11/06/13	\$1,700 24	\$1,582 83	\$0 00	\$117 41	\$0 00
AMGEN INC	CUSIP: 031162100	Symbol (Box 1d): AMGN						
	15 000	08/30/13	12/16/13	\$1,684 05	\$1,629 15	\$0 00	\$54 90	\$0 00
BIOGEN IDEC INC	CUSIP: 09062X103	Symbol (Box 1d): BIIB						
	7 000	08/30/13	10/07/13	\$1,679 62	\$1,484 49	\$0 00	\$195 13	\$0 00
BRISTOL MYERS SQUIBB CO	CUSIP: 110122108	Symbol (Box 1d): BMY						
	35 000	11/05/13	11/22/13	\$1,866 51	\$1,840 85	\$0 00	\$25 66	\$0 00
CELGENE CORP	CUSIP: 151020104	Symbol (Box 1d): CELG						
	10 000	08/30/13	11/22/13	\$1,620 96	\$1,401 90	\$0 00	\$219 06	\$0 00
CF INDUSTRIES HOLDINGS,INC	CUSIP: 125269100	Symbol (Box 1d): CF						
	8 000	08/30/13	11/04/13	\$1,730 84	\$1,520 48	\$0 00	\$210 36	\$0 00
COVIDIEN PLC	CUSIP: G2554F113	Symbol (Box 1d): COV						
	30 000	10/25/13	11/25/13	\$2,020 96	\$1,917 71	\$0 00	\$103 25	\$0 00
CVS CAREMARK CORP	CUSIP: 126650100	Symbol (Box 1d): CVS						
	27 000	08/30/13	11/29/13	\$1,812 96	\$1,561 68	\$0 00	\$251 28	\$0 00
DIRECTV COM	CUSIP: 25490A309	Symbol (Box 1d): DTV						
	27 000	08/30/13	10/07/13	\$1,606 32	\$1,571 40	\$0 00	\$34 92	\$0 00

CONTINUED ON NEXT PAGE

IMPORTANT TAX INFORMATION -- PLEASE RETAIN FOR YOUR RECORDS

Corporate Tax Statement Tax Year 2013

Morgan Stanley Smith Barney Holdings LLC
1 New York Plaza
8th Floor
New York, NY 10004

THE JEROME ROBBINS FOUNDATION INC
C/O ALLEN GREENBERG
156 WEST 56TH STREET, STE 900
NEW YORK NY 10019-3927

26-4310632

Identification Number
Taxpayer ID Number 13-6021425
Account Number 429 044890 040

Customer Service: 866-324-6088

This information is NOT being furnished to the Internal Revenue Service. It is provided to you for informational purposes only.

1099-B PROCEEDS FROM BROKER AND BARTER EXCHANGE TRANSACTIONS (continued) OMB NO. 1545-0715

Gross Proceeds less commissions and option premiums on stocks, bonds, etc.

Short Term - Covered Securities (Consider Box 6b (Basis Reported to IRS) as being checked for this section. These transactions should be reported on Form 8949 Part I with box A checked.)
(Continued)

DESCRIPTION (Box 8)	QUANTITY ACQUIRED (Box 1e)	DATE ACQUIRED (Box 1b)	DATE OF SALE (Box 1a)	SYMBOL (Box 1d)	SALES PRICE (Box 2a)	ADJUSTED COST OR OTHER BASIS (Box 3)	WASH SALE LOSS DISALLOWED (Box 5)	GAIN/(LOSS) AMOUNT	FEDERAL INCOME TAX WITHHELD (Box 4)
DISCOVER FINCL SVCS	CUSIP: 254709108	35 000	12/03/13	12/30/13	Symbol (Box 1d): DFS	\$1,924 61	\$0 00	\$100 19	\$0 00
DR PEPPER SNAPPLE GROUP INC	CUSIP: 26138E109	35 000	08/30/13	10/25/13	Symbol (Box 1d): DPS	\$1,562 05	\$0 00	\$78 02	\$0 00
EMERSON ELECTRIC CO	CUSIP: 291011104	25 000	11/18/13	12/06/13	Symbol (Box 1d): EMR	\$1,698 14	\$0 00	(\$19 17)	\$0 00
FIFTH 3RD BANCORP OHIO	CUSIP: 316773100	100 000	10/25/13	12/06/13	Symbol (Box 1d): FITB	\$1,898 87	\$0 00	\$130 62	\$0 00
FLUOR CORP NEW	CUSIP: 343412102	25 000	10/25/13	11/20/13	Symbol (Box 1d): FLR	\$1,887 66	\$0 00	\$38 91	\$0 00
FOOT LOCKER INC	CUSIP: 344849104	50 000	08/30/13	10/29/13	Symbol (Box 1d): FL	\$1,612 50	\$0 00	\$137 18	\$0 00
GAP INC	CUSIP: 364760108	40 000	08/30/13	10/07/13	Symbol (Box 1d): GPS	\$1,617 20	\$0 00	(\$21 91)	\$0 00
GENL DYNAMICS CORP	CUSIP: 369550108	20 000	08/30/13	10/25/13	Symbol (Box 1d): GD	\$1,663 20	\$0 00	\$94 14	\$0 00
HEWLETT PACKARD	CUSIP: 428236103	72 000	08/30/13	11/22/13	Symbol (Box 1d): HPQ	\$1,609 20	\$0 00	\$211 68	\$0 00

CONTINUED ON NEXT PAGE

Corporate Tax Statement Tax Year 2013

Morgan Stanley Smith Barney Holdings LLC
1 New York Plaza
8th Floor
New York, NY 10004
Identification Number 26-4310632

THE JEROME ROBBINS FOUNDATION INC
C/O ALLEN GREENBERG
156 WEST 56TH STREET, STE 900
NEW YORK NY 10019-3927

Taxpayer ID Number 13-6021425
Account Number 429 044890 040

Customer Service: 866-324-6088

This information is NOT being furnished to the Internal Revenue Service. It is provided to you for informational purposes only.

1099-B PROCEEDS FROM BROKER AND BARTER EXCHANGE TRANSACTIONS (continued)

OMB NO. 1545-0715

Gross Proceeds less commissions and option premiums on stocks, bonds, etc.

Short Term - Covered Securities (Consider Box 6b (Basis Reported to IRS) as being checked for this section. These transactions should be reported on Form 8949 Part I with box A checked)
(Continued)

DESCRIPTION (Box 8)	QUANTITY ACQUIRED (Box 1e)	DATE ACQUIRED (Box 1b)	DATE OF SALE (Box 1a)	SALES PRICE (Box 2a)	ADJUSTED COST OR OTHER BASIS (Box 3)	WASH SALE DISALLOWED (Box 5)	GAIN/(LOSS) AMOUNT	FEDERAL INCOME TAX WITHHELD (Box 4)
HOLLYFRONTIER CORP COM	CUSIP: 436106108	Symbol (Box 1d) HFC						
	35 000	08/30/13	10/25/13	\$1,542.05	\$1,564.50	\$0.00	(\$22.45)	\$0.00
HUMANA INC	CUSIP: 444859102	Symbol (Box 1d) HUM						
	20 000	10/29/13	11/22/13	\$2,029.13	\$1,826.55	\$0.00	\$202.58	\$0.00
LIBERTY INTERACTIVE CO INTER A	CUSIP: 53071M104	Symbol (Box 1d) LINTA						
	70 000	08/30/13	10/07/13	\$1,693.56	\$1,579.19	\$0.00	\$114.37	\$0.00
LORILLARD INC	CUSIP: 544147101	Symbol (Box 1d) LO						
	38 000	08/30/13	11/26/13	\$1,971.35	\$1,608.92	\$0.00	\$362.43	\$0.00
MACY'S INC	CUSIP: 55616P104	Symbol (Box 1d) M						
	35 000	08/30/13	10/30/13	\$1,616.21	\$1,557.50	\$0.00	\$58.71	\$0.00
MC DONALDS CORP	CUSIP: 580135101	Symbol (Box 1d) MCD						
	20 000	11/04/13	11/25/13	\$1,982.03	\$1,940.60	\$0.00	\$41.43	\$0.00
MCKESSON CORP	CUSIP: 58155Q103	Symbol (Box 1d) MCK						
	13 000	08/30/13	10/25/13	\$2,023.98	\$1,574.69	\$0.00	\$449.29	\$0.00
MEDTRONIC INC	CUSIP: 585055106	Symbol (Box 1d) MDT						
	30 000	08/30/13	12/02/13	\$1,727.80	\$1,551.30	\$0.00	\$176.50	\$0.00
METTLER TOLEDO INTL	CUSIP: 592688105	Symbol (Box 1d) MTD						
	7 000	09/13/13	10/07/13	\$1,671.50	\$1,638.91	\$0.00	\$32.59	\$0.00

CONTINUED ON NEXT PAGE

Morgan Stanley

Corporate Tax Statement Tax Year 2013

Morgan Stanley Smith Barney Holdings LLC
1 New York Plaza
8th Floor
New York, NY 10004

THE JEROME ROBBINS FOUNDATION INC
C/O ALLEN GREENBERG
156 WEST 56TH STREET, STE 900
NEW YORK NY 10019-3927

Identification Number 26-4310632

Taxpayer ID Number 13-6021425
Account Number 429 044890 040

Customer Service: 866-324-6088

This information is NOT being furnished to the Internal Revenue Service. It is provided to you for informational purposes only.

1099-B PROCEEDS FROM BROKER AND BARTER EXCHANGE TRANSACTIONS (continued)

OMB NO. 1545-0715

Gross Proceeds less commissions and option premiums on stocks, bonds, etc.

Short Term - Covered Securities (Consider Box 6b (Basis Reported to IRS) as being checked for this section These transactions should be reported on Form 8949 Part I with box A checked)
(Continued)

DESCRIPTION (Box 8)	QUANTITY ACQUIRED (Box 1e)	DATE OF ACQUIRE (Box 1b)	DATE OF SALE (Box 1a)	SALES PRICE (Box 2a)	ADJUSTED COST OR OTHER BASIS (Box 3)	WASH SALE DISALLOWED (Box 5)	GAIN/(LOSS) AMOUNT	FEDERAL INCOME TAX WITHHELD (Box 4)
NIKE INC B	CUSIP 654106103	Symbol (Box 1d): NKE						
	25 000	10/31/13	11/26/13	\$1,989 88	\$1,898 91	\$0 00	\$90 97	\$0 00
NORDSTROM INC	CUSIP: 655664100	Symbol (Box 1d): JWN						
	28 000	08/30/13	10/25/13	\$1,661 88	\$1,562 96	\$0 00	\$98 92	\$0 00
OSHKOSH CORP	CUSIP 688239201	Symbol (Box 1d): OSK						
	35 000	08/30/13	11/25/13	\$1,665 42	\$1,580 25	\$0 00	\$85 17	\$0 00
PARKER HANNIFIN CORP	CUSIP 701094104	Symbol (Box 1d): PH						
	15 000	08/30/13	09/13/13	\$1,559 06	\$1,504 05	\$0 00	\$55 01	\$0 00
PETSMART INC	CUSIP 716768106	Symbol (Box 1d): PETM						
	22 000	08/30/13	10/25/13	\$1,604 24	\$1,553 20	\$0 00	\$51 04	\$0 00
RALPH LAUREN CORP CL A	CUSIP: 751212101	Symbol (Box 1d): RL						
	10 000	08/30/13	11/22/13	\$1,743 09	\$1,654 70	\$0 00	\$88 39	\$0 00
RAYTHEON CO (NEW)	CUSIP 755111507	Symbol (Box 1d): RTN						
	20 000	08/30/13	10/07/13	\$1,499 38	\$1,509 40	\$0 00	(\$10 02)	\$0 00
RED HAT INC	CUSIP 756577102	Symbol (Box 1d): RHT						
	40 000	10/25/13	12/05/13	\$1,868 99	\$1,733 76	\$0 00	\$135 23	\$0 00
REPUBLIC SERVICES INC	CUSIP: 760759100	Symbol (Box 1d): RSG						
	50 000	08/30/13	12/10/13	\$1,728 72	\$1,627 00	\$0 00	\$101 72	\$0 00

CONTINUED ON NEXT PAGE

IMPORTANT TAX INFORMATION -- PLEASE RETAIN FOR YOUR RECORDS

Corporate Tax Statement Tax Year 2013

Morgan Stanley Smith Barney Holdings LLC
1 New York Plaza
8th Floor
New York, NY 10004
Identification Number 26-4310632

THE JEROME ROBBINS FOUNDATION INC
C/O ALLEN GREENBERG
156 WEST 56TH STREET, STE 900
NEW YORK NY 10019-3927

Taxpayer ID Number 13-6021425
Account Number 429 044890 040

Customer Service: 866-324-6088

This information is NOT being furnished to the Internal Revenue Service. It is provided to you for informational purposes only.

1099-B PROCEEDS FROM BROKER AND BARTER EXCHANGE TRANSACTIONS (continued)

OMB NO. 1545-0715

Gross Proceeds less commissions and option premiums on stocks, bonds, etc.

Short Term - Covered Securities (Consider Box 6b (Basis Reported to IRS) as being checked for this section. These transactions should be reported on Form 8949 Part I with box A checked.)
(Continued)

DESCRIPTION (Box 8)	QUANTITY ACQUIRED (Box 1e)	DATE ACQUIRED (Box 1b)	DATE OF SALE (Box 1a)	SALES PRICE (Box 2a)	ADJUSTED COST OR OTHER BASIS (Box 3)	WASH SALE DISALLOWED (Box 5)	GAIN/(LOSS) AMOUNT	FEDERAL INCOME TAX WITHHELD (Box 4)
REYNOLDS AMERICAN INC		CUSIP: 761713106	Symbol (Box 1d): RAI					
	33 000	08/30/13	10/07/13	\$1,625.16	\$1,573.44	\$0.00	\$51.72	\$0.00
ROSS STORES INC		CUSIP: 778296103	Symbol (Box 1d): ROST					
	25 000	08/30/13	10/25/13	\$1,888.60	\$1,682.00	\$0.00	\$206.60	\$0.00
SANDISK CORP		CUSIP: 80004C101	Symbol (Box 1d): SNDK					
	30 000	08/30/13	11/04/13	\$2,092.54	\$1,656.00	\$0.00	\$436.54	\$0.00
STAPLES INC		CUSIP: 855030102	Symbol (Box 1d): SPLS					
	115 000	08/30/13	11/29/13	\$1,795.92	\$1,603.96	\$0.00	\$191.96	\$0.00
STARBUCKS CORP WASHINGTON		CUSIP: 855244109	Symbol (Box 1d): SBUX					
	22 000	08/30/13	11/26/13	\$1,794.52	\$1,553.42	\$0.00	\$241.10	\$0.00
SYMANTEC CORP		CUSIP: 871503108	Symbol (Box 1d): SYMC					
	63 000	08/30/13	10/25/13	\$1,372.69	\$1,616.58	\$0.00	(\$243.89)	\$0.00
TARGET CORPORATION		CUSIP: 87612E106	Symbol (Box 1d): TGT					
	25 000	08/30/13	12/06/13	\$1,585.03	\$1,582.25	\$0.00	\$2.78	\$0.00
TERADATA CORP		CUSIP: 88076W103	Symbol (Box 1d): TDC					
	27 000	08/30/13	12/13/13	\$1,101.31	\$1,581.12	\$0.00	(\$479.81)	\$0.00
THE ADT CORPORATION COM		CUSIP: 00101J106	Symbol (Box 1d): ADT					
	40 000	08/30/13	10/30/13	\$1,717.63	\$1,604.40	\$0.00	\$113.23	\$0.00

CONTINUED ON NEXT PAGE

Morgan Stanley

Corporate Tax Statement Tax Year 2013

Morgan Stanley Smith Barney Holdings LLC
1 New York Plaza
8th Floor
New York, NY 10004
Identification Number 26-4310632

THE JEROME ROBBINS FOUNDATION INC
C/O ALLEN GREENBERG
156 WEST 56TH STREET, STE 900
NEW YORK NY 10019-3927

Taxpayer ID Number 13-6021425
Account Number 429 044890 040

Customer Service: 866-324-6088

This information is NOT being furnished to the Internal Revenue Service. It is provided to you for informational purposes only.

1099-B PROCEEDS FROM BROKER AND BARTER EXCHANGE TRANSACTIONS (continued) **OMB NO. 1545-0715**

Gross Proceeds less commissions and option premiums on stocks, bonds, etc.

Short Term - Covered Securities (Consider Box 6b (Basis Reported to IRS) as being checked for this section. These transactions should be reported on Form 8949 Part I with box A checked.)
(Continued)

DESCRIPTION (Box 8)	QUANTITY (Box 1e)	DATE ACQUIRED (Box 1b)	DATE OF SALE (Box 1a)	SALES PRICE (Box 2a)	ADJUSTED COST OR OTHER BASIS (Box 3)	WASH SALE LOSS DISALLOWED (Box 5)	GAIN/(LOSS) AMOUNT	FEDERAL INCOME TAX WITHHELD (Box 4)
TJX COS INC NEW	30 000	08/30/13	12/02/13	\$1,890 86	\$1,581 23	\$0 00	\$309 63	\$0 00
CUSIP: 872540109 Symbol (Box 1d): TJX								
TUPPERWARE BRANDS CORP	20 000	08/30/13	10/29/13	\$1,804 89	\$1,619 00	\$0 00	\$185 89	\$0 00
CUSIP: 899896104 Symbol (Box 1d): TUP								
UNION PACIFIC CORP	10 000	10/29/13	12/02/13	\$1,633 24	\$1,518 50	\$0 00	\$114 74	\$0 00
CUSIP: 907818108 Symbol (Box 1d): UNP								
VMWARE INC CLASS A	20 000	08/30/13	11/26/13	\$1,628 37	\$1,686 20	\$0 00	(\$57 83)	\$0 00
CUSIP: 928563402 Symbol (Box 1d): VMW								
WAL MART STORES INC	22 000	08/30/13	11/25/13	\$1,769 23	\$1,605 56	\$0 00	\$163 67	\$0 00
CUSIP: 931142103 Symbol (Box 1d): WMT								
WESTERN UN CO	100 000	10/07/13	12/02/13	\$1,682 36	\$1,859 00	\$0 00	(\$176 64)	\$0 00
CUSIP: 959802109 Symbol (Box 1d): WU								

CONTINUED ON NEXT PAGE

Corporate Tax Statement Tax Year 2013

Morgan Stanley Smith Barney Holdings LLC
1 New York Plaza
8th Floor

THE JEROME ROBBINS FOUNDATION INC
C/O ALLEN GREENBERG
156 WEST 56TH STREET, STE 900
NEW YORK NY 10019-3927

New York, NY 10004
Identification Number 26-4310632

Taxpayer ID Number 13-6021425
Account Number 429 044890 040

Customer Service: 866-324-6088

This information is NOT being furnished to the Internal Revenue Service. It is provided to you for informational purposes only.

1099-B PROCEEDS FROM BROKER AND BARTER EXCHANGE TRANSACTIONS (continued)

OMB NO. 1545-0715

Gross Proceeds less commissions and option premiums on stocks, bonds, etc.

Short Term - Covered Securities (Consider Box 6b (Basis Reported to IRS) as being checked for this section These transactions should be reported on Form 8949 Part I with box A checked)
(Continued)

DESCRIPTION (Box 8)	QUANTITY ACQUIRED (Box 1e)	DATE ACQUIRED (Box 1b)	DATE OF SALE (Box 1a)	SALES PRICE (Box 2a)	ADJUSTED COST OR OTHER BASIS (Box 3)	WASH SALE LOSS DISALLOWED (Box 5)	GAIN/(LOSS) AMOUNT	FEDERAL INCOME TAX WITHHELD (Box 4)
WYNN RESORTS LTD	10,000	11/22/13	12/30/13	\$1,943.35	\$1,615.93	\$0.00	\$327.42	\$0.00
				\$92,452.34	\$86,882.01	\$0.00	\$5,570.33	\$0.00
Total Short Term Covered Securities								
Form 1099-B Total Reportable Amounts								
Total Sales Price (Box 2a)				\$92,452.34				
Total Cost or Other Basis (Box 3)					\$86,882.01			
Total Wash Sale Loss Disallowed (Box 5)						\$0.00		
Total Fed Tax Withheld (Box 4)								\$0.00

YTD 2013 Realized Gain & Loss Detail as of 04/22/2014

Account Name: ROBBINS FOUNDATION
Account Number: 5654-4944
Home Phone: (212) 367-8956
Business Phone: (212) 367-8956

Investment Objective: LONG TERM GROWTH & INCOME
Account Category: Per Trust

Capital Gains Distributions, Short Term: \$.00
Capital Gains Distributions, Long Term: \$.00

Quantity	Security Description Symbol or CUSIP	Close Date Open Date	Orig Open Cost Adj Open Price	Adj Open Cost Adj Open Price	Close Amount Close Price	Original Realized G & L Gain/Loss %	Adjusted Realized G & L Gain/Loss %
1,000.000	BANK OF AMERICA 8.20% 060505765	05/01/2013	-\$25,000.00	-\$25,000.00	\$25,000.00	\$.00 0.00%	\$.00 0.00%
18.000	BANK ONE CAP 7.20% TR VI 06423W204	05/21/2008 nc 05/08/2013	\$25.00 -\$451.67	\$25.00 -\$451.67	\$450.00	-\$1.67 -0.37%	-\$1.67 -0.37%
169.000	BANK ONE CAP 7.20% TR VI 06423W204	10/14/2009 nc 05/08/2013	\$24.72 -\$4,189.67	\$24.72 -\$4,189.67	\$25.00	\$35.33 0.84%	\$35.33 0.84%
25,000.000	CAPITAL ONE BK 5% 111913 140420KZ2	10/14/2009 nc 11/19/2013	\$24.70 -\$26,775.41	\$24.70 -\$26,775.41	\$25,000.00	-\$1,775.41 -6.63%	-\$1,775.41 -6.63%
45,000.000	CAPITL ONE BK4.35%012313 14041AXL8	12/16/2009 nc 01/23/2013	\$107.08 -\$46,784.53	\$107.08 -\$46,784.53	\$100.00	-\$1,784.53 -3.81%	-\$1,784.53 -3.81%
25,000.000	CREDIT 5.5% 8/15/13 22541LAH6	12/17/2009 nc 08/15/2013	\$103.95 -\$26,770.25	\$103.95 -\$26,770.25	\$100.00	-\$1,770.25 -6.61%	-\$1,770.25 -6.61%
1,500.000	DEUTSCHE BANK 8.05% PFD DKT	08/07/2009 nc 06/26/2013	\$107.06 -\$37,500.00	\$107.06 -\$37,500.00	\$100.00	\$3,378.29 9.01%	\$3,378.29 9.01%
25,000.000	FLORIDA 4.85% 2/1/13 341081EN3	05/01/2008 nc 02/01/2013	\$25.00 -\$26,525.00	\$25.00 -\$26,525.00	\$27.32	-\$1,525.00 -5.75%	-\$1,525.00 -5.75%
40,000.000	GE MONEY BANK 5% 8/20/13 36159SAG6	08/31/2009 nc 08/20/2013	\$106.08 -\$42,743.68	\$106.08 -\$42,743.68	\$100.00	-\$2,743.68 -6.42%	-\$2,743.68 -6.42%

Page 1 of 5

nc - Cost information for this tax lot is not covered by IRS reporting requirements. Unless indicated, cost for all other lots will be reported to the IRS
w - The cost for this tax lot has been adjusted due to wash sale activity as defined by IRS regulation

This report is not the official record of your account. It has been prepared to assist you with your investment planning and is for informational purposes only. Your Client Statement is the official record of your account. Therefore, if there are any discrepancies between this report and your Client Statement, you should rely on your Client Statement and call your local Branch Manager with questions. This report displays gains and losses based on both the assumed Original Open Cost and, where available and most applicable to do so, the Original Open Cost adjusted for amortization and accretion, principal paydowns, and liquidation and bond factors. Paydown Amount is displayed for certain securities when available and is included in Adj Open Cost and Adjusted Realized G & L when that information is displayed. Cost basis information for Master Limited Partnership securities may not be accurate and should be obtained from its Form K-1 mailed directly to you. For cost basis information on grantor trust securities such as royalty trusts, commodity trusts, HOLDRs trusts, and some Unit Investment Trusts and Exchange Traded Funds, please refer to the tax booklets issued by the trustee. Capital gains distributions reportable on the Form 1099-DIV and declared in the fourth quarter of the prior year but paid in January of the current year may be taxable in the prior year. Adjustments for securities subject to "marked to market" reporting are not included. Structured securities with multiple components such as option contracts may not have their cost basis correctly adjusted. Tax reporting for all transactions should be reviewed carefully with your accountant or tax advisor. We do not guarantee the accuracy of cost basis data supplied by you. Wells Fargo Advisors, LLC, Member SIPC, is a registered broker-dealer and a separate non-bank affiliate of Wells Fargo & Company. Investments in securities and insurance products are. NOT FDIC-INSURED/NOT BANK-GUARANTEED/MAY LOSE VALUE

YTD 2013 Realized Gain & Loss Detail as of 04/22/2014

Account Name: ROBBINS FOUNDATION
Account Number: 5654-4944
Home Phone: (212) 367-8956
Business Phone: (212) 367-8956
Investment Objective: LONG TERM GROWTH & INCOME
Account Category: Per Trust
Capital Gains Distributions, Short Term: \$.00
Capital Gains Distributions, Long Term: \$.00

Quantity	Security Description Symbol or CUSIP	Close Date Open Date	Orig Open Cost Orig Open Price	Adj Open Cost Adj Open Price	Close Amount Close Price	Original Realized G & L Gain/Loss %	Adjusted Realized G & L Gain/Loss %
50,000.000	GE MONEY BK 5% 10/23/13 36159SCH2	10/23/2013 01/05/2010 nc	-\$53,560.20 \$107.11	-\$53,560.20 \$107.11	\$50,000.00 \$100.00	-\$3,560.20 -6.65%	-\$3,560.20 -6.65%
50,000.000	GENERAL 5% 2/1/13 369604AY9	02/01/2013 04/17/2009 nc	-\$51,431.00 \$102.85	-\$51,431.00 \$102.85	\$50,000.00 \$100.00	-\$1,431.00 -2.78%	-\$1,431.00 -2.78%
50,000.000	GOLDMAN 5.1% 11/12/13 381426SW6	11/12/2013 11/11/2010 nc	-\$54,735.45 \$109.46	-\$54,735.45 \$109.46	\$50,000.00 \$100.00	-\$4,735.45 -8.65%	-\$4,735.45 -8.65%
96,000.000	GOLDMAN SACHS 5% 102913 381426RH0	10/29/2013 11/18/2009 nc	-\$102,516.33 \$106.78	-\$102,516.33 \$106.78	\$96,000.00 \$100.00	-\$6,516.33 -6.36%	-\$6,516.33 -6.36%
2,000.000	ING GROEP NV 8.5% PFD IGK	12/16/2013	-\$50,000.00	-\$50,000.00	\$50,000.00	\$.00	\$.00
1,000.000	JP MORGAN CHASE 6.25% 46626X203	06/10/2008 nc 05/08/2013	\$25.00 -\$25,060.00	\$25.00 -\$25,060.00	\$25.00 \$25,000.00	0.00% -\$60.00	0.00% -\$60.00
50,000.000	MERRILL 6.15% 04/25/13 59018YN56	08/18/2010 nc 04/25/2013	\$25.00 -\$52,108.00	\$25.00 -\$52,108.00	\$25.00 \$50,000.00	-0.24% -\$2,108.00	-0.24% -\$2,108.00
50,000.000	MORGAN BANK 4.75%121913 61747MTA9	08/12/2009 nc 12/19/2013	\$104.21 -\$53,169.99	\$104.21 -\$53,169.99	\$100.00 \$50,000.00	-4.05% -\$3,169.99	-4.05% -\$3,169.99
95,000.000	MORGAN STANLEY 5% 112913 61747MRS2	12/17/2009 nc 11/29/2013	\$106.33 -\$101,927.39	\$106.33 -\$101,927.39	\$100.00 \$95,000.00	-5.96% -\$6,927.39	-5.96% -\$6,927.39
		12/07/2009 nc	\$107.29	\$107.29	\$100.00	-6.80%	-6.80%

Page 2 of 5

nc - Cost information for this tax lot is not covered by IRS reporting requirements Unless indicated, cost for all other lots will be reported to the IRS.
 w - The cost for this tax lot has been adjusted due to wash sale activity as defined by IRS regulation.

This report is not the official record of your account. It has been prepared to assist you with your investment planning and is for informational purposes only. Your Client Statement is the official record of your account. Therefore, if there are any discrepancies between this report and your Client Statement, you should rely on your Client Statement and call your local Branch Manager with questions. This report displays gains and losses based on both the assumed Original Open Cost and, where available and most applicable to do so, the Original Open Cost adjusted for amortization and accretion, principal paydowns, and liquidation and bond factors. Paydown Amount is displayed for certain securities when available and is included in Adj Open Cost adjusted for Realized G & L when that information is displayed. Cost basis information for Master Limited Partnership securities may not be accurate and should be obtained from its Form K-1 mailed directly to you. For cost basis information on grantor trust securities such as royalty trusts, commodity trusts, HOLDRs trusts, and some Unit Investment Trusts and Exchange Traded Funds, please refer to the tax booklets issued by the trustee. Capital gains distributions reportable on the Form 1099-DIV and declared in the fourth quarter of the prior year but paid in January of the current year may be taxable in the prior year. Adjustments for securities subject to "marked to market" reporting are not included. Structured securities with multiple components such as option contracts may not have their cost basis correctly adjusted. Tax reporting for all transactions should be reviewed carefully with your accountant or tax advisor. We do not guarantee the accuracy of cost basis data supplied by you. Wells Fargo Advisors, LLC, Member SIPC, is a registered broker-dealer and a separate non-bank affiliate of Wells Fargo & Company. Investments in securities and insurance products are NOT FDIC-INSURED/NOT BANK-GUARANTEED/MAY LOSE VALUE

YTD 2013 Realized Gain & Loss Detail as of 04/22/2014

Account Name: ROBINS FOUNDATION
Account Number: 5654-4944
Home Phone: (212) 367-8956
Business Phone: (212) 367-8956

Investment Objective: LONG TERM GROWTH & INCOME
Account Category: Per Trust

Capital Gains Distributions, Short Term: \$ 00
Capital Gains Distributions, Long Term: \$ 00

Quantity	Security Description Symbol or CUSIP	Close Date Open Date	Orig Open Cost Orig Open Price	Adj Open Cost Adj Open Price	Close Amount Close Price	Original		Adjusted	
						Realized G & L Gain/Loss %	Realized G & L Gain/Loss %		
25,000.000	MORGAN STANLEY 5%120513 61747MSC6	12/05/2013 12/16/2009 nc	-\$26,806.67 \$107.21	-\$26,806.67 \$107.21	\$25,000.00 \$100.00	-\$1,806.67 -6.74%	-\$1,806.67 -6.74%	-\$1,806.67 -6.74%	-\$1,806.67 -6.74%
32,000.000	SALLIE MAE 4.75% 121013 795450GS8	12/10/2013 12/16/2009 nc	-\$34,006.99 \$106.26	-\$34,006.99 \$106.26	\$32,000.00 \$100.00	-\$2,006.99 -5.90%	-\$2,006.99 -5.90%	-\$2,006.99 -5.90%	-\$2,006.99 -5.90%
44,000.000	ST BK INDIA 4.85% 092613 856284QU1	09/26/2013 12/17/2009 nc	-\$46,768.92 \$106.28	-\$46,768.92 \$106.28	\$44,000.00 \$100.00	-\$2,768.92 -5.92%	-\$2,768.92 -5.92%	-\$2,768.92 -5.92%	-\$2,768.92 -5.92%
95,000.000	ST BK INDIA 5.05%9/12/13 856284QD9	09/12/2013 12/11/2009 nc	-\$101,843.55 \$107.20	-\$101,843.55 \$107.20	\$95,000.00 \$100.00	-\$6,843.55 -6.72%	-\$6,843.55 -6.72%	-\$6,843.55 -6.72%	-\$6,843.55 -6.72%
25,000.000	WACHOVIA BK 5.05% 091913 92979HHN9	09/19/2013 11/24/2009 nc	-\$26,786.81 \$107.13	-\$26,786.81 \$107.13	\$25,000.00 \$100.00	-\$1,786.81 -6.67%	-\$1,786.81 -6.67%	-\$1,786.81 -6.67%	-\$1,786.81 -6.67%
101,000.000	WACHOVIA BK 5.05% 093013 92979BUV1	09/30/2013 10/20/2009 nc	-\$108,244.90 \$107.17	-\$108,244.90 \$107.17	\$101,000.00 \$100.00	-\$7,244.90 -6.69%	-\$7,244.90 -6.69%	-\$7,244.90 -6.69%	-\$7,244.90 -6.69%
60,000.000	WACHOVIA BK 5.05% 093013 92979HHX7	09/30/2013 01/06/2010 nc	-\$64,300.21 \$107.16	-\$64,300.21 \$107.16	\$60,000.00 \$100.00	-\$4,300.21 -6.69%	-\$4,300.21 -6.69%	-\$4,300.21 -6.69%	-\$4,300.21 -6.69%
25,000.000	WACHOVIA BK 5.05% 101013 92979HJF4	10/10/2013 11/24/2009 nc	-\$26,812.51 \$107.23	-\$26,812.51 \$107.23	\$25,000.00 \$100.00	-\$1,812.51 -6.76%	-\$1,812.51 -6.76%	-\$1,812.51 -6.76%	-\$1,812.51 -6.76%
100,000.000	WORLDS FORE 4.25%123113 99000FAF5	12/31/2013 12/29/2009 nc	-\$104,317.55 \$104.31	-\$104,317.55 \$104.31	\$100,000.00 \$100.00	-\$4,317.55 -4.14%	-\$4,317.55 -4.14%	-\$4,317.55 -4.14%	-\$4,317.55 -4.14%

nc - Cost information for this tax lot is not covered by IRS reporting requirements Unless indicated, cost for all other lots will be reported to the IRS.
w - The cost for this tax lot has been adjusted due to wash sale activity as defined by IRS regulation

This report is not the official record of your account. It has been prepared to assist you with your investment planning and is for informational purposes only. Your Client Statement is the official record of your account. Therefore, if there are any discrepancies between this report and your Client Statement, you should rely on your Client Statement and call your local Branch Manager with questions. This report displays gains and losses based on both the assumed Original Open Cost and, where available and most applicable to do so, the Original Open Cost adjusted for amortization and accretion, principal paydowns, and liquidation and bond factors. Paydown Amount is displayed for certain securities when available and is included in Adj Open Cost and Adjusted Realized G & L when that information is displayed. Cost basis information for Master Limited Partnership securities may not be accurate and should be obtained from its Form K-1 mailed directly to you. For cost basis information on grantor trust securities such as royalty trusts, commodity trusts, HOLDRs trusts, and some Unit Investment Trusts and Exchange Traded Funds, please refer to the tax booklets issued by the trustee. Capital gains distributions reportable on the Form 1099-DIV and declared in the fourth quarter of the prior year but paid in January of the current year may be taxable in the prior year. Adjustments for securities subject to "marked to market" reporting are not included. Structured securities with multiple components such as option contracts may not have their cost basis correctly adjusted. Tax reporting for all transactions should be reviewed carefully with your accountant or tax advisor. We do not guarantee the accuracy of cost basis data supplied by you. Wells Fargo Advisors, LLC, Member SIPC, is a registered broker-dealer and a separate non-bank affiliate of Wells Fargo & Company. Investments in securities and insurance products are: NOT FDIC-INSURED/NOT BANK-GUARANTEED/MAY LOSE VALUE.

YTD 2013 Realized Gain & Loss Detail as of 04/22/2014

Account Name: ROBBINS FOUNDATION
Account Number: 5654-4944
Home Phone: (212) 367-8956
Business Phone: (212) 367-8956
Investment Objective: LONG TERM GROWTH & INCOME
Account Category: Per Trust
Capital Gains Distributions, Short Term: \$.00
Capital Gains Distributions, Long Term: \$.00

Quantity	Security Description Symbol or CUSIP	Close Date Open Date	Orig Open Cost Orig Open Price	Adj Open Cost Adj Open Price	Close Amount Close Price	Original Realized G & L Gain/Loss %	Adjusted Realized G & L Gain/Loss %
100,000.000	BANK OF .35% 11/13/13 06278CAE5	11/13/2013 09/10/2013 nc	-\$99,980.86 \$99.97	-\$100,000.00 \$100.00	\$100,000.00 \$100.00	\$19.14 0.02%	\$.00 0.00%
66,000.000	BK BARODA .6% 12/20/13 060624UD3	12/20/2013 09/06/2013 nc	-\$66,005.53 \$100.00	-\$66,005.53 \$100.00	\$66,000.00 \$100.00	-\$5.53 -0.01%	-\$5.53 -0.01%
25,000.000	GE CAP 5.65% 11/15/22 36966RKU9	05/15/2013 04/22/2013 nc	-\$25,006.00 \$100.00	-\$25,006.00 \$100.00	\$25,000.00 \$100.00	-\$6.00 -0.02%	-\$6.00 -0.02%
Grand Totals:						\$1,444,553.29	-\$67,594.92

Page 4 of 5

nc - Cost information for this tax lot is not covered by IRS reporting requirements. Unless indicated, cost for all other lots will be reported to the IRS
 w - The cost for this tax lot has been adjusted due to wash sale activity as defined by IRS regulation

This report is not the official record of your account. It has been prepared to assist you with your investment planning and is for informational purposes only. Your Client Statement is the official record of your account. Therefore, if there are any discrepancies between this report and your Client Statement, you should rely on your Client Statement and call your local Branch Manager with questions. This report displays gains and losses based on both the assumed Original Open Cost and, where available and most applicable to do so, the Original Open Cost adjusted for amortization and accretion, principal paydowns, and liquidation and bond factors. Paydown Amount is displayed for certain securities when available and is included in Adj Open Cost and Adjusted Realized G & L when that information is displayed. Cost basis information for Master Limited Partnership securities may not be accurate and should be obtained from its Form K-1 mailed directly to you. For cost basis information on grantor trust securities such as royalty trusts, commodity trusts, HOLDRs trusts, and some Unit Investment Trusts and Exchange Traded Funds, please refer to the tax booklets issued by the trustee. Capital gains distributions reportable on the Form 1099-DIV and declared in the fourth quarter of the prior year but paid in January of the current year may be taxable in the prior year. Adjustments for securities subject to "marked to market" reporting are not included. Structured securities with multiple components such as option contracts may not have their cost basis correctly adjusted. Tax reporting for all transactions should be reviewed carefully with your accountant or tax advisor. We do not guarantee the accuracy of cost basis data supplied by you. Wells Fargo Advisors, LLC, Member SIPC, is a registered broker-dealer and a separate non-bank affiliate of Wells Fargo & Company. Investments in securities and insurance products are: NOT FDIC-INSURED/NOT BANK-GUARANTEED/MAY LOSE VALUE

2013 ENHANCED 1099

As of Date 1/24/14

Your Financial Advisor:
 ADLER LEVY / JEE WEALTH
 MANAGEMENT GROUP
 535 MADISON AVENUE
 16TH FLOOR
 NEW YORK NY 10022
 (212) 750-8770

Payer:
 FIRST CLEARING, LLC
 2801 MARKET STREET
 SAINT LOUIS, MO 63103
 Payer ID #: 23-2384840

FLORIA V LASKY TTEE
 ALLEN GREENBERG TTEE FT AL
 U/W THE JEROME ROBBINS
 FOUNDATION INC
 156 WEST 56TH STREET SUITE 900
 NEW YORK NY 10019-3800

Account Number: 5654-4944
 Your Federal Identification Number: 13-6021425

Reportable Tax Information

The information provided below is in accordance with Federal tax regulations and the IRS instructions that govern our reporting requirements. Where available, we have also provided additional information for courtesy purposes that is not provided to the IRS. You should review this information carefully when completing your Form 8949 and Schedule D. There may be instances where our reporting requirements will not be consistent with your particular tax accounting position or elections. For these reasons, the IRS requires us to provide you with this reminder: **TAXPAYERS ARE ULTIMATELY RESPONSIBLE FOR THE ACCURACY OF THEIR TAX RETURNS**

The 1099-B data shown is reported to the IRS. Individual tax lots for each trade, where applicable, have been broken out and shown in *italics*. This detailed information is not reported to the IRS, but may be helpful in completing Form 8949 of Schedule D of your tax return.

SHORT TERM GAINS/LOSSES (NONCOVERED)-BASIS NOT REPORTED TO THE IRS. REPORT ON FORM 8949 WITH BOX B CHECKED**
1099-B Proceeds from Broker and Barter Exchange Transactions for 2013 OMB NO. 1545-0715

8-Description / CUSIP	1a-Date of Sale or Exchange	1e-Quantity Sold	1b-Date of Acquisition	2a-Sales Price*	3-Cost or Other Basis	Gain or Loss Amount	Additional Information
BANK OF BARODA CD / 060624UD3							
NEW YORK NY ACT/365							
FDIC INSURED							
CPN 0.600% DUE 12/20/13		66,000 0000	09/06/13	66,000 00	66,005 53	-5 53	REDEMPTION
12/20/13							
BANK OF INDIA CD / 06278CAE5							
NEW YORK NY ACT/365							
FDIC INSURED							
CPN 0.350% DUE 11/13/13		100,000 0000	09/10/13	100,000.00	100,000 00	0 00	REDEMPTION
11/13/13							
GENERAL ELEC CAP CORP / 36966RKU5							
INTERNOTES							
SEMI ANNUAL PAY - CALLABL							
CPN 5.650% DUE 11/15/22		25,000 0000	04/22/13	25,000 00	25,006 00	-6 00	REDEMPTION
05/15/13							
TOTAL SHORT TERM GAINS OR LOSSES FOR NONCOVERED SECURITIES				191,000 00	191,011.53	-11 53	

THIS IS YOUR FORM 1099 (COPY B FOR RECIPIENT) - PLEASE RETAIN FOR TAX PREPARATION PURPOSES

The above is important tax information and is being furnished to the Internal Revenue Service (except as indicated). If you are required to file a return, a negligence penalty or other sanction may be imposed on you if the income is taxable and the IRS determines that it has not been reported.



001 / 7 5 / P6JA

2013 ENHANCED 1099

As of Date: 1/24/14

Your Financial Advisor:
 ADLER LEVY / JEE WEALTH
 MANAGEMENT GROUP
 535 MADISON AVENUE
 16TH FLOOR
 NEW YORK NY 10022
 (212) 750-8770

Payer:
 FIRST CLEARING, LLC
 2801 MARKET STREET
 SAINT LOUIS, MO 63103
 Payer ID # 23-2384840

FLORIAN V LASKY TTEE
 ALLEN GREENBERG TTEE ET AL
 UAW THE JEROME ROBBINS
 FOUNDATION INC
 156 WEST 56TH STREET SUITE 900
 NEW YORK NY 10019-3800

Account Number: 5654-4944
 Your Federal Identification Number: 13-6021425

Reportable Tax Information

LONG TERM GAINS/LOSSES (NONCOVERED)-BASIS NOT REPORTED TO THE IRS. REPORT ON FORM 8949 WITH BOX E CHECKED**
1099-B Proceeds from Broker and Barter Exchange Transactions for 2013 OMB NO. 1545-0715

Supplemental Information not reported to the IRS

8-Description / CUSIP	1a-Date of Sale or Exchange	1e-Quantity Sold	1b-Date of Acquisition	2a-Sales Price	3-Cost or Other Basis	Gain or Loss Amount	Additional Information
BANK OF AMERICA 8 20% / 060505765 NON-CUM PERPET PFD SER H CALL STARTING 5/1/13	05/01/13	1,000 0000	05/21/08	25 000 00	25,000 00	0 00	REDEMPTION
BANK ONE CAP 7.2% TR VI / 06423W204 DUE 10/15/31 CALLABLE 06/28/10	05/08/13	169 0000 18 0000 187 0000	10/14/09 10/14/09 10/14/09	4,225 00 450 00 4,675 00	4,189 67 451 67 4,641 34	35 33 -1 67 33 66	REDEMPTION REDEMPTION REDEMPTION
CAPITAL ONE BANK N A CD / 14041AXL8 GLEN ALLEN VA ACT/365 FDIC INSURED CPN 4.350% DUE 01/23/13 01/23/13		45 000 0000	12/17/09	45,000 00	46,784 53	-1 784 53	REDEMPTION
CAPITAL ONE BANK USA CD / 140420KZ2 GLEN ALLEN VA ACT/365 FDIC INSURED CPN 5.000% DUE 11/19/13 11/19/13		25 000 0000	12/16/09	25,000 00	26 775 41	-1 775 41	REDEMPTION
CREDIT SUISSE FB USA INC / 22541LAH6 GLOBAL NOTES CPN 5.500% DUE 08/15/13 DTD 08/15/03 FC 02/15/04 08/15/13		25 000 0000	08/07/09	25,000 00	26 770 25	-1 770 25	REDEMPTION
							TOTAL 2 LOTS

THIS IS YOUR FORM 1099 (COPY B FOR RECIPIENT) - PLEASE RETAIN FOR TAX PREPARATION PURPOSES

The above is important tax information and is being furnished to the Internal Revenue Service (except as indicated). If you are required to file a return, a negligence penalty or other sanction may be imposed on you if the income is taxable and the IRS determines that it has not been reported.

2013 ENHANCED 1099

As of Date 1/24/14

Payer:

FIRST CLEARING, LLC
2801 MARKET STREET
SAINT LOUIS, MO 63103
Payer ID # 23-2384840

Your Financial Advisor:

ADLER, LEVY & JEE WEALTH
MANAGEMENT GROUP
535 MADISON AVENUE
16TH FLOOR
NEW YORK NY 10022
(212) 750-8770

FLORIAN V LASKY TTEE
ALLEN GREENBERG TTEE ET AL
UW THE JEROME ROBBINS
FOUNDATION INC
156 WEST 56TH STREET SUITE 900
NEW YORK NY 10019-3800

Account Number: 5654-4944
Your Federal Identification Number: 13-6021425

Reportable Tax Information

LONG TERM GAINS/LOSSES (NONCOVERED)-BASIS NOT REPORTED TO THE IRS. REPORT ON FORM 8949 WITH BOX E CHECKED** continued
1099-B Proceeds from Broker and Barter Exchange Transactions for 2013 OMB NO. 1545-0715

Supplemental Information not reported to the IRS

8-Description / CUSIP	1a-Date of Sale or Exchange	1e-Quantity Sold	1b-Date of Acquisition	2a-Sales Price*	3-Cost or Other Basis	Gain or Loss Amount	Additional Information
DEUTSCHE BANK 8 05% PFD / 25150L108							
CONT CAP TRV							
CALL STARTING 6/30/2018							
06/26/13		1,500,000	05/01/08	40,878.29	37,500.00	3,378.29	SALE
FLORIDA POWER & LIGHT / 341081EN3							
1ST MTG							
CPN 4.850% DUE 02/01/13							
DTD 12/13/02 FC 02/01/03							
02/01/13		25,000,000	08/31/09	25,000.00	26,525.00	-1,525.00	REDEMPTION
GE MONEY BANK CD / 36159SAG6							
SALT LAKE CITY UT ACT/365							
FDIC INSURED							
CPN 5.000% DUE 08/20/13							
08/20/13		40,000,000	12/16/09	40,000.00	42,743.68	-2,743.68	REDEMPTION
GE MONEY BANK CD / 36159SCH2							
SALT LAKE CITY UT ACT/365							
FDIC INSURED							
CPN 5.000% DUE 10/23/13							
10/23/13		50,000,000	01/05/10	50,000.00	53,560.20	-3,560.20	REDEMPTION
GENERAL ELECTRIC COMPANY / 369604AY9							
GLOBAL NOTES							
CPN 5.000% DUE 02/01/13							
DTD 01/28/03 FC 08/01/03							
02/01/13		50,000,000	04/17/09	50,000.00	51,431.00	-1,431.00	REDEMPTION

THIS IS YOUR FORM 1099 (COPY B FOR RECIPIENT) - PLEASE RETAIN FOR TAX PREPARATION PURPOSES

The above is important tax information and is being furnished to the Internal Revenue Service (except as indicated) if you are required to file a return, a negligence penalty or other sanction may be imposed on you if the income is taxable and the IRS determines that it has not been reported



2013 ENHANCED 1099

Page 9 of 20

As of Date: 1/24/14

Payee:
 FIRST CLEARING LLC
 2801 MARKET STREET
 SAINT LOUIS, MO 63103
 Payer ID # 23-2384840

Your Financial Advisor:
 ADLER LEVY, JEE WEALTH
 MANAGEMENT GROUP
 535 MADISON AVENUE
 16TH FLOOR
 NEW YORK NY 10022
 (212) 750-8770

FLORIAN V LASKY TTEE
 ALLEN GREENBERG TTEE ET AL
 UMW THE JEROME ROBBINS
 FOUNDATION INC
 156 WEST 56TH STREET SUITE 900
 NEW YORK NY 10019 3800

Account Number: 5654-4944
 Your Federal Identification Number: 13-6021425

Reportable Tax Information

LONG TERM GAINS/LOSSES (NONCOVERED)-BASIS NOT REPORTED TO THE IRS. REPORT ON FORM 8949 WITH BOX E CHECKED** continued
 1099-B Proceeds from Broker and Barter Exchange Transactions for 2013 OMB NO. 1545-0715

Supplemental Information not reported to the IRS

8-Description / CUSIP	1a-Quantity Sold	1b-Date of Acquisition	2a-Sales Price*	3-Cost or Other Basis	Gain or Loss Amount	Additional Information
GOLDMAN SACHS BANK CD / 381426RHO SALT LAKE CITY UT ACT/365 FDIC INSURED CPN 5.000% DUE 10/29/13 10/29/13	96,000 0000	11/18/09	96,000 00	102,516 33	-6,516 33	REDEMPTION
GOLDMAN SACHS BANK CD / 381426SW5 SALT LAKE CITY ACT/365 FDIC INSURED CPN 5.100% DUE 11/12/13 11/12/13	50,000 0000	11/11/10	50,000 00	54,735 45	-4,735 45	REDEMPTION
ING GROEP NV 8.5% PFD / 456837806 PERP/CALLABLE 12/15/13 CUMULATIVE 12/16/13	2,000 0000	06/10/08	50,000 00	50,000 00	0 00	REDEMPTION
JP MORGAN CHASE 6.25% / 46626X203 CAP XII DUE 10/15/33 CALLABLE 10/15/08 05/08/13	1,000 0000	08/19/10	25,000 00	25,060 00	-60 00	REDEMPTION
MERRILL LYNCH & CO / 59018YIN56 MEDIUM TERM NOTES CPN 6.150% DUE 04/25/13 D FD 04/25/08 FC 10/25/08 04/25/13	50,000 0000	08/12/09	50,000 00	52,108 00	-2,108 00	REDEMPTION

THIS IS YOUR FORM 1099 (COPY B FOR RECIPIENT) - PLEASE RETAIN FOR TAX PREPARATION PURPOSES
 The above is important tax information and is being furnished to the Internal Revenue Service (except as indicated). If you are required to file a return, a negligence penalty or other sanction may be imposed on you if the income is taxable and the IRS determines that it has not been reported

2013 ENHANCED 1099

Page 10 of 20

As of Date: 1/24/14

Your Financial Advisor:
 ADLER, LEVY / JEE WEALTH
 MANAGEMENT GROUP
 535 MADISON AVENUE
 16TH FLOOR
 NEW YORK NY 10022
 (212) 750-8770

Payer:
 FIRST CLEARING LLC
 2801 MARKET STREET
 SAINT LOUIS, MO 63103
 Payer ID # 23-2384840

FLORIA V LASKY TTEE
 ALLEN GREENBERG TTEE ET AL
 U/W THE JEROME ROBBINS
 FOUNDATION INC
 156 WEST 56TH STREET SUITE 900
 NEW YORK NY 10019-3800

Account Number: 5654-4944
 Your Federal Identification Number: 13-6021425

Reportable Tax Information


LONG TERM GAINS/LOSSES (NONCOVERED)-BASIS NOT REPORTED TO THE IRS. REPORT ON FORM 8949 WITH BOX E CHECKED continued**
1099-B Proceeds from Broker and Barter Exchange Transactions for 2013 OMB NO. 1545-0715

Supplemental information not reported to the IRS

8-Description / CUSIP	1a-Date of Sale or Exchange ²	1e-Quantity Sold	1b-Date of Acquisition	2a-Sales Price*	3-Cost or Other Basis	Gain or Loss	Acquired Information
MORGAN STANLEY BK NA CD / 61747MTA9		50,000,000	12/17/09	50,000.00	53,169.99	-3,169.99	REDEMPTION
SALT LAKE CITY UT ACT/365							
FDIC INSURED							
CPN 4 750% DUE 12/19/13							
12/19/13							
MORGAN STANLEY BK NA CD / 61747MRS2							
SALT LAKE CITY UT ACT/365							
FDIC INSURED							
CPN 5 000% DUE 11/29/13		95,000,000	12/07/09	95,000.00	101,927.39	-6,927.39	REDEMPTION
11/29/13							
MORGAN STANLEY BK NA CD / 61747MSC6							
SALT LAKE CITY ACT/365							
FDIC INSURED							
CPN 5 000% DUE 12/05/13		25,000,000	12/16/09	25,000.00	26,806.67	-1,806.67	REDEMPTION
12/05/13							
SALLIE MAE BANK CD / 795450GS8							
MURRAY UT ACT/365							
FDIC INSURED							
CPN 4 750% DUE 12/10/13		32,000,000	12/16/09	32,000.00	34,006.99	-2,006.99	REDEMPTION
12/10/13							
STATE BK INDIA CD / 856284QD9							
NEW YORK NY ACT/365							
FDIC INSURED							
CPN 5 050% DUE 09/12/13		95,000,000	12/11/09	95,000.00	101,843.55	-6,843.55	REDEMPTION
09/12/13							

THIS IS YOUR FORM 1099 (COPY B FOR RECIPIENT) - PLEASE RETAIN FOR TAX PREPARATION PURPOSES

The above is important tax information and is being furnished to the Internal Revenue Service (except as indicated) if you are required to file a return, a negligence penalty or other sanction may be imposed on you if the income is taxable and the IRS determines that it has not been reported.



2013 ENHANCED 1099

Page 11 of 20



As of Date: 1/24/14

Payer
 FIRST CLEARING, LLC
 2801 MARKET STREET
 SAINT LOUIS, MO 63103
 Payer ID # 23-2384840

Your Financial Advisor :
 ADLER, LEVY / JEE WEALTH
 MANAGEMENT GROUP
 535 MADISON AVENUE
 16TH FLOOR
 NEW YORK NY 10022
 (212) 750-8770

FLORIA V LASKY TTEE
 ALLEN GREENBERG TTEE ET AL
 U/W THE JEROME ROBBINS
 FOUNDATION INC
 156 WEST 56TH STREET SUITE 900
 NEW YORK NY 10019-3800

Account Number 5654-4944
 Your Federal Identification Number: 13-6021425

Reportable Tax Information

LONG TERM GAINS/LOSSES (NONCOVERED)-BASIS NOT REPORTED TO THE IRS. REPORT ON FORM 8949 WITH BOX E CHECKED** continued
 1099-B Proceeds from Broker and Barter Exchange Transactions for 2013 OMB NO. 1545-0715

Supplemental information not reported to the IRS

8-Description / CUSIP	1a-Date of Sale or Exchange	1b-Quantity Sold	1c-Date of Acquisition	2a-Sales Price*	3-Cost or Other Basis	Amount Gain or Loss	Additional Information
STATE BK INDIA CD / 856284QU1							
NEW YORK NY ACT/365							
FDIC INSURED							
CPN 4.850% DUE 09/26/13							
09/26/13	44,000,000	12/17/09	46,768.92	44,000.00	46,768.92	-2,768.92	REDEMPTION
WACHOVIA BANK FSB CD / 92979HHX7							
HOUSTON TX ACT/365							
FDIC INSURED							
CPN 5.050% DUE 09/30/13							
09/30/13	60,000,000	01/06/10	64,300.21	60,000.00	64,300.21	-4,300.21	REDEMPTION
WACHOVIA BANK FSB CD / 92979HJF4							
HOUSTON TX ACT/365							
FDIC INSURED							
CPN 5.050% DUE 10/10/13							
10/10/13	25,000,000	11/24/09	26,812.51	25,000.00	26,812.51	-1,812.51	REDEMPTION
WACHOVIA BK FSB CD / 92979HHN9							
HOUSTON TX ACT/365							
FDIC INSURED							
CPN 5.050% DUE 09/19/13							
09/19/13	25,000,000	11/24/09	26,786.81	25,000.00	26,786.81	-1,786.81	REDEMPTION
WACHOVIA BK N A CD / 92977BUV1							
CHARLOTTE NC ACT/365							
FDIC INSURED							
CPN 5.050% DUE 09/30/13							
09/30/13	101,000,000	10/20/09	108,244.90	101,000.00	108,244.90	-7,244.90	REDEMPTION

THIS IS YOUR FORM 1099 (COPY B FOR RECIPIENT) - PLEASE RETAIN FOR TAX PREPARATION PURPOSES
 The above is important tax information and is being furnished to the Internal Revenue Service (except as indicated). If you are required to file a return, a negligence penalty or other sanction may be imposed on you if the income is taxable and the IRS determines that it has not been reported.

2013 ENHANCED 1099

Page 12 of 20

As of Date: 1/24/14

Your Financial Advisor
ADLER LEVY / JEE WEALTH
MANAGEMENT GROUP
535 MADISON AVENUE
16TH FLOOR
NEW YORK NY 10022
(212) 750-8770

Payer:
FIRST CLEARING, LLC
2801 MARKET STREET
SAINT LOUIS, MO 63103
Payer ID # 23-2384840

FLORIA V LASKY TTEE
ALLEN GREENBERG TTEE ET AL
UJAW THE JEROME ROBBINS
FOUNDATION INC
156 WEST 56TH STREET SUITE 900
NEW YORK NY 10019-3800

Account Number: 5654-4944
Your Federal Identification Number: 13-6021425


Reportable Tax Information

LONG TERM GAINS/LOSSES (NONCOVERED)-BASIS NOT REPORTED TO THE IRS. REPORT ON FORM 8949 WITH BOX E CHECKED** continued
1099-B Proceeds from Broker and Barter Exchange Transactions for 2013 OMB NO. 1545-0715

8-Description / CUSIP ¹	9a-Date of Exchange	1e-Quantity Sold	2a-Sales Price*	3-Cost or Other Basis	Gain or Loss	Supplemental Information not reported to the IRS	
						Additional Information	Amount
WORLDS FOREMOST BANK CD / 99000FAF5 SIDNEY NE ACT/365 JUMBO CD FDIC INSURED CPN 4.250% DUE 12/31/13 12/31/13		100,000 0000	100,000 00	104,317 55	-4,317 55	REDEMPTION	
TOTAL LONG TERM GAINS OR LOSSES FOR NONCOVERED SECURITIES					1,253,553.29	1,321,136.68	-67,583.39

*Box 2a: Sales price less commissions and option premium
**If noncovered securities, the following information is not reported to the IRS: COST OR OTHER BASIS (Box 2a), DATE OF ACQUISITION (Box 1b), TYPE OF GAIN OR LOSS (Box 1c), WASH SALE LOSS AMOUNT DISALLOWED (Box 5)

THIS IS YOUR FORM 1099 (COPY B FOR RECIPIENT) - PLEASE RETAIN FOR TAX PREPARATION PURPOSES
The above is important tax information and is being furnished to the Internal Revenue Service (except as indicated). If you are required to file a return, a negligence penalty or other sanction may be imposed on you if the income is taxable and the IRS determines that it has not been reported.



001 / P 006 / P6JA

FORM 990-PF INTEREST ON SAVINGS AND TEMPORARY CASH INVESTMENTS STATEMENT 1

SOURCE	(A) REVENUE PER BOOKS	(B) NET INVESTMENT INCOME	(C) ADJUSTED NET INCOME
CHECKING ACCOUNT	12.	12.	
HSBC - RENT SECURITY INTEREST	263.	263.	
TOTAL TO PART I, LINE 3	275.	275.	

FORM 990-PF DIVIDENDS AND INTEREST FROM SECURITIES STATEMENT 2

SOURCE	GROSS AMOUNT	CAPITAL GAINS DIVIDENDS	(A) REVENUE PER BOOKS	(B) NET INVEST- MENT INCOME	(C) ADJUSTED NET INCOME
JPMORGAN CHASE 0003	3,558.	0.	3,558.	3,558.	
JPMORGAN CHASE 4006	2,421.	0.	2,421.	2,421.	
K-1 POWERSHARES DB COMMODITY INDEX	44.	0.	44.	44.	
MERRILL LYNCH 3168	6,443.	1.	6,442.	6,442.	
MERRILL LYNCH 3168	58,521.	0.	58,521.	58,166.	
MERRILL LYNCH 4257	3,875.	0.	3,875.	3,875.	
MERRILL LYNCH 4257	25,990.	0.	25,990.	25,990.	
MORGAN STANLEY 0082	46,243.	32.	46,211.	46,211.	
MORGAN STANLEY 0082	32.	0.	32.	32.	
MORGAN STANLEY 1100	603.	0.	603.	603.	
MORGAN STANLEY 1100	149,283.	0.	149,283.	149,283.	
MORGAN STANLEY 4672	3,954.	0.	3,954.	3,954.	
MORGAN STANLEY 4672	1.	0.	1.	1.	
MORGAN STANLEY 4890	462.	0.	462.	462.	
MORGAN STANLEY 4890	2.	0.	2.	2.	
WELLS FARGO 4944	13,084.	0.	13,084.	13,084.	
WELLS FARGO 4944	103,599.	0.	103,599.	103,599.	
TO PART I, LINE 4	418,115.	33.	418,082.	417,727.	

FORM 990-PF OTHER INCOME STATEMENT 3

DESCRIPTION	(A) REVENUE PER BOOKS	(B) NET INVEST- MENT INCOME	(C) ADJUSTED NET INCOME
ARBUTUS SHOPPING CTR. LIMITED PARTNERSHIP	<5,360.>	<5,360.>	
TEVYE COMPANY	486.	486.	
ROBBINS RIGHTS TRUST	1,438,981.	1,438,981.	
K-1 POWERSHARE DB COMMODITY INDEX	<736.>	<736.>	
TOTAL TO FORM 990-PF, PART I, LINE 11	1,433,371.	1,433,371.	

FORM 990-PF ACCOUNTING FEES STATEMENT 4

DESCRIPTION	(A) EXPENSES PER BOOKS	(B) NET INVEST- MENT INCOME	(C) ADJUSTED NET INCOME	(D) CHARITABLE PURPOSES
ACCOUNTING	19,600.	0.		19,600.
TO FORM 990-PF, PG 1, LN 16B	19,600.	0.		19,600.

FORM 990-PF OTHER PROFESSIONAL FEES STATEMENT 5

DESCRIPTION	(A) EXPENSES PER BOOKS	(B) NET INVEST- MENT INCOME	(C) ADJUSTED NET INCOME	(D) CHARITABLE PURPOSES
OTHER PROFESSIONAL FEES	63,778.	0.		63,778.
TO FORM 990-PF, PG 1, LN 16C	63,778.	0.		63,778.

FORM 990-PF TAXES STATEMENT 6

DESCRIPTION	(A) EXPENSES PER BOOKS	(B) NET INVEST- MENT INCOME	(C) ADJUSTED NET INCOME	(D) CHARITABLE PURPOSES
PAYROLL TAXES	23,217.	6,965.		16,252.
FOREIGN TAX	1,615.	1,615.		0.
FEDERAL TAX	7,000.	0.		0.
TO FORM 990-PF, PG 1, LN 18	31,832.	8,580.		16,252.

FORM 990-PF OTHER EXPENSES STATEMENT 7

DESCRIPTION	(A) EXPENSES PER BOOKS	(B) NET INVEST- MENT INCOME	(C) ADJUSTED NET INCOME	(D) CHARITABLE PURPOSES
COPYRIGHT AMORTIZATION	126,876.	126,876.		0.
MEALS & ENTERTAINMENT	2,243.	0.		1,122.
NYS REGISTRATION FEE	750.	0.		750.
PRIZE EXPENSE	43,588.	0.		43,588.
INSURANCE EXPENSE	29,593.	0.		29,593.
INVESTMENT FEES	14,965.	14,965.		0.
OFFICE EXPENSES	8,689.	0.		8,689.
K-1 ARBUTUS: NONDEDUCTIBLE EXPENSE	773.	0.		0.
UTILITIES	6,867.	0.		6,867.
REIMBURSED EXPENSE	<40,165.>	<12,050.>		<28,115.>
TO FORM 990-PF, PG 1, LN 23	194,179.	129,791.		62,494.

FOOTNOTES STATEMENT 8

SUPPLEMENTAL INFORMATION PART VII-B-5(A)(3)
 THE FOUNDATION MAKES AWARDS TO ENCOURAGE AND RECOGNIZE
 INDIVIDUALS AND ORGANIZATIONS WHO HAVE MADE CREATIVE
 CONTRIBUTIONS OF THE HIGHEST QUALITY IN THE ARTS (IN
 PARTICULAR, IN THE AREAS OF DANCE AND THE ASSOCIATED ARTS,
 THROUGH CREATING, PERFORMING, TEACHING OR PRODUCING
 WORKS OF ART). AWARDS ARE GIVEN PURSUANT TO PRE-APPROVED
 PROGRAM UNDER SECTION 4945 (G)(2).

FORM 990-PF U.S. AND STATE/CITY GOVERNMENT OBLIGATIONS STATEMENT 9

DESCRIPTION	U.S. GOV'T	OTHER GOV'T	BOOK VALUE	FAIR MARKET VALUE
MORGAN STANLEY 1100		X	2,075,869.	2,096,208.
MERRILL LYNCH 3168		X	571,518.	553,107.
WELL FARGO 4944		X	691,236.	688,298.
MERRILL LYNCH 4257		X	124,894.	125,230.
MORGAN STANLEY 0082		X	145,406.	154,498.
TOTAL U.S. GOVERNMENT OBLIGATIONS				
TOTAL STATE AND MUNICIPAL GOVERNMENT OBLIGATIONS			3,608,923.	3,617,341.
TOTAL TO FORM 990-PF, PART II, LINE 10A			3,608,923.	3,617,341.

FORM 990-PF CORPORATE STOCK STATEMENT 10

DESCRIPTION	BOOK VALUE	FAIR MARKET VALUE
MORGAN STANLEY 1100	124,510.	80,824.
MORGAN STANLEY 4672	50,000.	47,875.
MORGAN STANLEY 0082	1,457,893.	2,008,543.
MORGAN STANLEY 4890	72,766.	78,524.
JP MORGAN 4006	101,653.	119,169.
JP MORGAN 0003	100,789.	113,044.
MERRILL LYNCH 3168	238,251.	190,160.
MERRILL LYNCH 4257	100,000.	97,180.
TOTAL TO FORM 990-PF, PART II, LINE 10B		2,735,319.

FORM 990-PF CORPORATE BONDS STATEMENT 11

DESCRIPTION	BOOK VALUE	FAIR MARKET VALUE
MERRILL LYNCH 3168	604,860.	640,058.
WELL FARGO 4944	877,282.	899,519.
MERRILL LYNCH 4257	362,094.	392,461.
MORGAN STANLEY 1100	969,456.	1,002,112.
TOTAL TO FORM 990-PF, PART II, LINE 10C		2,934,150.

THE JEROME ROBBINS FOUNDATION

Account Number 847-03168

24-Hour Assistance: (800) MERRILL

YOUR EMA BANK DEPOSIT INTEREST SUMMARY

November 30, 2013 - December 31, 2013

Money Account Description	Opening Balance	Average Deposit Balance	Current Yield%	Interest on Deposits	Closing Balance
FIA Card Services, N.A.	165,596	72,650	.03	1 91	15,627
Bank of America CA, N.A.	2	2	.03	0 00	2
TOTAL ML Bank Deposit Program	165,598			1 91	15,629

YOUR EMA ASSETS

CASH/MONEY ACCOUNTS Description	Quantity	Total Cost Basis	Estimated Market Price	Estimated Market Value	Estimated Annual Income	Est Annual Yield%
CASH	1.73	1.73		1.73		
+ML BANK DEPOSIT PROGRAM + FDIC INSURED NOT SIPC COVERED	15,629.00	15,629.00	1 0000	15,629.00	5	.03
TOTAL		15,630.73		15,630.73	5	.03

CORPORATE BONDS

Description	Acquired	Quantity	Adjusted/Total Cost Basis	Estimated Market Price	Estimated Market Value	Unrealized Gain/(Loss)	Estimated Annual Interest	Estimated Current Annual Income	Estimated Current Yield%
Δ ROYAL BK OF SCOTLAND PLC	08/31/11	50,000	50,460.09	104.5590	52,279.50	1,819.41	710.94	2,438	4.66
BANK GUARANTEED GLB 04 875% MAR 16 2015									
MOODY'S A3 S&P A < CUSIP- 78010XAC5									
ORIGINAL UNIT/TOTAL COST. 102.5680/51.284 00									
Δ FORD MOTOR CREDIT CO LLC	07/22/11	35,000	38,553.58	114.7660	40,168.10	1,614.52	536.67	4,200	10.45
GLB 12 000% MAY 15 2015									
MOODY'S BAA3 S&P BBR- CUSIP 345397VH3									
ORIGINAL UNIT/TOTAL COST 126.7550/44.364 25									
Δ ANADARKO PETROLEUM CORP	09/27/11	50,000	52,660.83	111.4060	55,703.00	3,042.17	875.97	2,975	5.34
GLB 05 950% SEP 15 2016									
MOODY'S BAA3 S&P BBR- CUSIP 032511AX5									
ORIGINAL UNIT/TOTAL COST 109.3560/54.678 00									

+

THE JEROME ROBBINS FOUNDATION Account Number 847-03168

YOUR EMA ASSETS

November 30, 2013 - December 31, 2013

DESCRIPTION (continued)	ACQUIRED	QUANTITY	ADJUSTED/TOTAL COST BASIS	ESTIMATED MARKET PRICE	ESTIMATED MARKET VALUE	UNREALIZED GAIN/(LOSS)	ACCRUED INTEREST	ESTIMATED ANNUAL INCOME	CURRENT YIELD%
MERRILL LYNCH & CO	03/10/10	100,000	99,475.00	111.1570	111,157.00	11,682.00	934.17	5,700	5.12
SUBORDINATED GLB 05 700% MAY 02 2017									
MOODY'S BAA3 S&P BBB+ CUSIP 5902ZCCSO									
Δ US STEEL CORP	04/07/11	50,000	50,784.61	108.0000	54,000.00	3,215.39	252.08	3,025	5.60
06 050% JUN 01 2017									
MOODY'S B1 S&P BB- CUSIP 912909AC2									
ORIGINAL UNIT/TOTAL COST 102.5323/51,266.15									
Δ HSBC BANK USA NA	07/18/11	50,000	50,581.93	107.9230	53,961.50	3,379.57	859.90	2,438	4.51
SUBORDINATED GLB 04 875% AUG 24 2020									
MOODY'S A2 S&P A CUSIP 4042Q1AC7									
ORIGINAL UNIT/TOTAL COST 101.5100/50,755.00									
Δ LLOYDS TSB BANK PLC	02/16/11	100,000	102,267.04	115.1800	115,180.00	12,912.96	2,833.33	6,375	5.53
BANK GUARANTEED GLB 06.375% JAN 21 2021									
MOODY'S A2 S&P A- CUSIP 539473AH1									
ORIGINAL UNIT/TOTAL COST 102.8610/102,861.09									
Δ GOLDMAN SACHS GROUP INC	09/24/12	50,000	53,642.09	106.1970	53,098.50	(543.59)	1,371.81	2,975	5.60
SUBORDINATED GLB 05 950% JAN 15 2027									
MOODY'S BAA2 S&P BBB+ CUSIP 38141GES9									
ORIGINAL UNIT/TOTAL COST 107.7650/53,882.50									
Δ FORD MOTOR CO	11/20/12	50,000	56,462.32	110.0200	55,010.00	(1,452.32)	1,328.13	3,188	5.79
GLB 06.375% FEB 01 2029									
MOODY'S BAA3 S&P BBB- CUSIP 345370BZ2									
ORIGINAL UNIT/TOTAL COST 113.5350/56,767.50									
GENERAL ELEC CAP CORP	02/29/12	50,000	49,973.00	99.0000	49,500.00	(473.00)	705.56	2,000	4.04
SER NO1Z STEP% FEB 24 2032									
MOODY'S A1 S&P AA+ CUSIP 36966TEU2									
PAR CALL DATE 02/24/14 PAR CALL PRICE 100.00									
TOTAL		585,000	604,860.49		640,057.60	35,197.11	10,408.56	35,314	5.52

+

YOUR EMA ASSETS

November 30, 2013 - December 31, 2013

MUNICIPAL BONDS Description	Acquired	Quantity	Adjusted/Total Cost Basis	Estimated Market Price	Estimated Market Value	Unrealized Gain/(Loss)	Estimated Accrued Interest	Estimated Annual Income	Current Yield%
Δ VIRGINIA ST HSG DEV AUTH RENTAL HSG SER K AMT DEC05 04 450%FEB01 16 MOODY'S AA1 S&P AA+ CUSIP 92812Q1F2 PAR CALL DATE 02/01/15 PAR CALL PRICE 100.00 ORIGINAL UNIT/TOTAL COST 104 7500/41,900.00	09/12/11	40,000	40,629.65	103.0020	41,200.80	571.15	741.67	1,780	4.32
Δ PUERTO RICO COMWLTH GOVT DEV BK SER B TAXABLE MAY11 04 704%MAY01 16 MOODY'S BAA3 S&P BBB- CUSIP 745177FX9 ORIGINAL UNIT/TOTAL COST 100 9850/50,492.50	08/13/13	50,000	50,427.26	81.7730	40,886.50	(9,540.76)	392.00	2,352	5.75
PUERTO RICO COMWLTH GOVT DEV BK A RF OID TAXABLE FEB12 03 875%FEB01 17 MOODY'S BAA3 S&P BBB- CUSIP 745177FM2	03/05/13	50,000	49,687.50	76.3110	38,155.50	(11,532.00)	807.29	1,938	5.07
Δ PHILA PA INDL DEV PENS 6.02%CI B AMBAC TAXABLE FEB99 00 000%APR15 18 MOODY'S A2 S&P A+ CUSIP 71781LAW9 ORIGINAL UNIT/TOTAL COST 78 5530/58,914.75	08/01/12	75,000	62,345.49	87.0550	65,291.25	2,945.76			
Δ NJ EDA ST PENSION FDGRV 7.61%CI B AGM TAXABLE JUN97 00 000%FEB15 19 MOODY'S A1 S&P AA- CUSIP 645913AX2 ORIGINAL UNIT/TOTAL COST 67 9341/64,537.44	05/27/10	95,000	72,609.19	83.3500	79,182.50	6,573.31			
Δ ILLINOIS ST TAXABLE TAXABLE MAR11 05 877%MAR01 19 MOODY'S A3 S&P A- CUSIP 452152HU8 ORIGINAL UNIT/TOTAL COST 107 2500/53,625.00	12/07/11	50,000	52,713.28	108.8410	54,420.50	1,707.22	979.50	2,939	5.39
Δ ILLINOIS ST BUILD AMER BDS-ISSUER 5 OID TAXABLE JUL10 06 200%JUL01 21 MOODY'S A3 S&P A- CUSIP 452152GR6 ORIGINAL UNIT/TOTAL COST 114 0000/62,700.00	02/25/13	55,000	62,041.43	104.7790	57,628.45	(4,412.98)	1,705.00	3,410	5.91

+

THE JEROME ROBBINS FOUNDATION Account Number 847-03168

YOUR EMA ASSETS

November 30, 2013 - December 31, 2013

MUNICIPAL BONDS (continued)	Description	Acquired	Quantity	Adjusted/Total Cost Basis	Estimated Market Price	Estimated Market Value	Unrealized Gain/(Loss)	Accrued Interest	Estimated Annual Income	Current Yield%
Δ PHILA PA INDL DEV PENSIN	01/16/13	50,000	34,706.51	63.3700	31,685.00	(3,021.51)				
6 66%CI B AMBAC TAXABLE	FEB99 00 000%APR15 22									
MOODY'S A2 S&P A+ CUSIP	71781LBA6									
ORIGINAL UNIT/TOTAL COST	66.8750/33.437 50									
Δ ALLENTOWN PA COMP	11/07/11	150,000	83,765.57	57.7430	86,614.50	2,848.93				
6 71%CI A RF AGM TAXABLE	DEC07 00 000%OCT01 23									
MOODY'S A2 S&P AA- CUSIP	01834QHB8									
ORIGINAL UNIT/TOTAL COST	49.3950/74.092 50									
Δ CHICAGO ILL BRD ED	10/29/10	100,000	62,591.70	58.0420	58,042.00	(4,549.70)				
CHICAGO 5 21%CI B-1 NPF	OCT98 00 000%DEC01 23									
MOODY'S A3 S&P A+ CUSIP	167501VB8									
ORIGINAL UNIT/TOTAL COST	55.9069/55.906 92									
TOTAL		715,000	571,517.58		553,107.00	(18,410.58)	4,625.46	12,419	5.35	
PREFERRED STOCKS	Description	Acquired	Quantity	Adjusted/Total Cost Basis	Estimated Market Price	Estimated Market Value	Unrealized Gain/(Loss)	Accrued Interest	Estimated Annual Income	Current Yield%
ESC LEHMAN BRTH HLD	02/05/08	1,000	25,000.00	N/A	N/A	N/A				
ESCROW PFD STOCK ZERO%										
MOODY'S *** S&P *** CUSIP	525LSC711									
NATIONAL RETAIL PROPERTI	05/22/13	2,000	50,000.00	19.0000	38,000.00	(12,000.00)			2,850	7.50
SERIES E CUM REDEEMABLE	5 70% PFD STK PERPETUAL									
MOODY'S BAA2 S&P BB+ CUSIP	637417809									
VORNADO REALTY TR	07/12/12	2,000	50,600.00	19.7600	39,520.00	(11,080.00)			2,850	7.21
CUM SER K PFD SHARES	5.70% PERPETUAL									
MOODY'S BAA3 S&P BBB- CUSIP	929042851									
TOTAL		5,000	125,600.00		77,520.00	(23,080.00)		5,700	7.35	

PLEASE REFER TO NOTES BELOW FOR INFORMATION REGARDING CREDIT RATINGS.

+

THE JEROME ROBBINS FOUNDATION

Account Number 847-03168

24-Hour Assistance: (800) MERRILL

YOUR EMA ASSETS

November 30, 2013 - December 31, 2013

Equities Description	Symbol	Acquired	Quantity	Unit Cost Basis	Total Cost Basis	Estimated Market Price	Estimated Market Value	Unrealized Gain/(Loss)	Estimated Annual Income	Unrealized Gain/(Loss)	Estimated Annual Income	Current Yield%
SP500 STEPUP ISSUER BAC STEP 19.51% SV 1.654 41 DUE 05/25/18 BUF 20.00%	MLPKV	12/16/13	11,000	10.2410	112,651.00	10.2400	112,640.00	(11.00)				
TOTAL					112,651.00		112,640.00	(11.00)				

LONG PORTFOLIO	Adjusted/Total Cost Basis	Estimated Market Value	Unrealized Gain/(Loss)	Estimated Accrued Interest	Estimated Annual Income	Current Yield%
TOTAL	1,430,259.80	1,398,955.33	(6,304.47)	15,034.02	53,437	4.96

Notes

Δ Debt Instruments purchased at a premium show amortization
 Θ Debt Instruments purchased at a discount show accretion
 < Derived from Moody's and/or S & P ratings for other debt securities of this issuer and provided by a third party vendor
 * - Excludes the market value of original issue discount holdings in the calculation of total current yield for debt securities
 Total values exclude N/A items
 For Credit Ratings S&P and Moody's provide credit ratings on the credit quality of certain bonds and preferred stocks. For a credit enhanced security, Moody's and S&P publish and provide third party vendors the higher of the rating on the credit enhancer (guarantor) or the stand alone rating on the underlying security

YOUR EMA TRANSACTIONS

Dividends/Interest Date	Transaction Type	Quantity	Description	Income	Income Year To Date
12/02	Subtotal (Tax-Exempt Interest)		US STEEL CORP 06 050% JUN 01 2017 PAY DATE 12/01/2013 CUSIP NUM 912909AC2	1,512.50	1,780.00
12/31	Bank Interest		BANK DEPOSIT INTEREST	91	
	Income Total		ML BANK DEPOSIT PROGRAM	1.00	
	Subtotal (Taxable Interest)			1,514.41	55,800.44

+

YOUR EMA BANK DEPOSIT INTEREST SUMMARY

November 30, 2013 - December 31, 2013

Money Account Description	Opening Balance	Average Deposit Balance	Current Yield%	Interest on Deposits	Closing Balance
FIA Card Services, N.A	1,556	2,169	.02	0.04	2,257
TOTAL ML Bank Deposit Program	1,556			0.04	2,257

YOUR EMA ASSETS

CASH/MONEY ACCOUNTS Description	Quantity	Total Cost Basis	Estimated Market Price	Estimated Market Value	Estimated Annual Income	Est Annual Yield%
CASH	0.28	0.28		.28		
+ML BANK DEPOSIT PROGRAM +FDIC INSURED NOT SIPC COVERED	2,257.00	2,257.00	1.0000	2,257.00		.02
+ISA BB&T COMPANY +FDIC INSURED NOT SIPC COVERED	291.00	291.00	1.0000	291.00		.02
TOTAL		2,548.28		2,548.28	1	.02

CDs/EQUIVALENTS Description	Acquired	Quantity	Adjusted/Total Cost Basis	Estimated Market Price	Estimated Market Value	Unrealized Gain/(Loss)	Accrued Interest	Estimated Annual Income	Estimated Current Yield%
CD GOLDMAN SACHS BK USA NEW YORK, NY 03 900% JAN 22 2019 CUSIP: 381426ZX6	04/26/10	30,000	29,894.40	107.0985	32,129.55	2,235.15	522.49	1,170	3.64
HSBC BK CALLABLE CD FDIC INS 03 150% AUG 12 2020 CUSIP 40431GCM9 PAR CALL DATE 08/12/15 PAR CALL PRICE 100.00	07/21/10	95,000	95,000.00	98.0000	93,100.00	(1,900.00)	1,156.01	2,993	3.21
TOTAL		125,000	124,894.40		125,229.55	335.15	1,678.50	4,163	3.32

JEROME ROBBINS FOUNDATION INC

Account Number: 852-04257

YOUR EMA ASSETS

November 30, 2013 - December 31, 2013

Corporate Bonds Description	Acquired	Quantity	Adjusted/Total Cost Basis	Estimated Market Price	Estimated Market Value	Unrealized Gain/(Loss)	Estimated Accrued Interest	Estimated Current Annual Income	Yield%
Δ BANK OF AMERICA CORP NOTES GLB 05.650% MAY 01 2018	09/16/10	50,000	51,494.62	113.8270	56,913.50	5,418.88	470.83	2,825	4.96
MOODY'S BAA2 S&P A- CUSIP 06051GDX4 ORIGINAL UNIT/TOTAL COST 104 8720/52,436 00									
Δ AT&T INC GIB 05 800% FTB 15 2019	04/06/10	50,000	52,120 10	114 6360	57,318.00	5,197.90	1,095.56	2,900	5.05
MOODY'S A3 S&P A- CUSIP 00206RAR3 ORIGINAL UNIT/TOTAL COST 106 7350/53,367 50									
Δ SWISS RE SOLUTIONS 06 450% MAR 01 2019	10/04/10	18,000	19,269 17	114 1370	20,544.66	1,275 49	387 00	1,161	5 65
MOODY'S A2 S&P A CUSIP 36158FAB6 ORIGINAL UNIT/TOTAL COST 110 6510/19,917 18									
CISCO SYSTEMS INC 04 450% JAN 15 2020	04/05/10	50,000	49,383 00	109.0670	54,533.50	5,150 50	1,025.97	2,225	4.08
MOODY'S A1 S&P AA- CUSIP 17275RAH5									
RENRE NORTH AMERICA HLDG COMPANY GUARNT 05 750% MAR 15 2020	04/23/10	50,000	49,812.50	108.0610	54,030.50	4,218.00	846 53	2,875	5.32
MOODY'S A3 S&P A CUSIP 75989TAA2									
Δ GENWORTH FINANCIAL INC COMPANY GUARNT 07 200% FEB 15 2021	02/15/12	75,000	75,702.72	116 1210	87,090.75	11,388 03	2,040 00	5,400	6 20
MOODY'S BAA3 S&P BBB- CUSIP 37247DANG ORIGINAL UNIT/TOTAL COST 101 1150/75,836 25									
DARDEN RESTAURANTS INC 04 500% OCT 15 2021	11/12/13	30,000	29,415 00	95 7700	28,731.00	(684 00)	285 00	1,350	4.69
MOODY'S BAA3 S&P BBB- CUSIP 237194AJ4									

+

YOUR EMA ASSETS

November 30, 2013 - December 31, 2013

Corporate Bonds (continued) Description	Acquired	Quantity	Adjusted/Total Cost Basis	Estimated Market Price	Estimated Market Value	Unrealized Gain/(Loss)	Estimated Accrued Interest	Estimated Annual Interest	Estimated Current Annual Income	Estimated Current Yield%
MURPHY OIL CORP GLB 04.000% JUN 01 2022	03/12/13	35,000	34,897.10	95.1410	33,299.35	(1,597.75)	116.67	1,400	1,400	4.20
MOODY'S BAA3 S&P BBB CUSIP 626717AD4 PAR CALL DATE 03/01/22 PAR CALL PRICE 100.00										
TOTAL		358,000	362,094.21		392,461.26	30,367.05	6,267.56	20,136	20,136	5.13

Preferred Stocks Description	Acquired	Quantity	Adjusted/Total Cost Basis	Estimated Market Price	Estimated Market Value	Unrealized Gain/(Loss)	Estimated Accrued Interest	Estimated Annual Interest	Estimated Current Annual Income	Estimated Current Yield%
LLOYDS BANKING GRP PLC PINES SENIOR NOTES 07 750% JUL 15 2050 MOODY'S A3 S&P A- CUSIP 539439802	06/30/10	2,000	50,000.00	26.6500	53,300.00	3,300.00			3,874	7.26
QWEST CORPORATION \$25 PAR SR NOTES 7 0% DUE APRIL 1 2052 MOODY'S BAA3 S&P BBB- CUSIP 74913G402	03/22/12	2,000	50,000.00	21.9400	43,880.00	(6,120.00)			3,500	7.97
TOTAL		4,000	100,000.00		97,180.00	(2,820.00)			7,374	7.59

PLEASE REFER TO NOTES BELOW FOR INFORMATION REGARDING CREDIT RATINGS.

Long Portfolio	Adjusted/Total Cost Basis	Estimated Market Value	Unrealized Gain/(Loss)	Estimated Accrued Interest	Estimated Annual Income	Estimated Current Yield%
TOTAL	589,536.89	617,419.09	27,882.20	7,946.06	31,673	5.13

Notes

Δ Debt Instruments purchased at a premium show amortization
 ∅ Debt Instruments purchased at a discount show accretion
 For Credit Ratings S&P and Moody's provide credit ratings on the credit quality of certain bonds and preferred stocks For a credit enhanced security, Moody's and S&P publish and provide third party vendors the higher of the rating on the credit enhancer (guarantor) or the stand alone rating on the underlying security.



JEROME ROBBINS FOUNDATION INC Account Number 852-04257

YOUR EMA TRANSACTIONS

November 30, 2013 - December 31, 2013

Date	Transaction Type	Quantity	Description	Income	Income Year To Date
12/02	Bond Interest		MURPHY OIL CORP	700.00	
			GLB		
			04 000% JUN 01 2022		
			PAY DATE 12/01/2013		
			CUSIP NUM 626717AD4		
			BANK DEPOSIT INTEREST		
			ISA BB&T COMPANY		
			FROM 11/29 THRU 12/31		
12/31	Bank Interest			.04	
12/31	Interest Credit			01	
			Subtotal (Taxable Interest)	700.05	26,507.23
			Subtotal (Taxable Dividends)		3,875.00
			NET TOTAL	700.05	30,382.23

YOUR EMA MONEY ACCOUNT TRANSACTIONS

Date	Description	Withdrawals	Deposits	Date	Description	Withdrawals	Deposits
12/02	ML BANK DEPOSIT PROGRAM		1.00	12/03	ML BANK DEPOSIT PROGRAM		700.00
	NET TOTAL						701.00

Morgan Stanley

CLIENT STATEMENT | For the Period December 1-31, 2013

Page 5 of 24

Account Detail

Active Assets Account 414-001100-094
 JEROME ROBBINS FOUNDATION, INC
 C/O ALLEN GREENBERG, ELLEN SORRIN &

Investment Objectives† Income, Capital Appreciation

Brokerage Account

† See the Expanded Disclosures for more information about investment objectives. Please review for accuracy and inform us if your investment objectives change.

HOLDINGS

This section reflects positions purchased/sold on a trade date basis, and will include positions purchased and omit positions sold in the current month. "Market Value" and "Unrealized Gain/(Loss)" are representative values as of the last business day of the statement period indicated, may not reflect the value that could be obtained in the market. See "Pricing of Securities" in the Expanded Disclosures. Fixed Income securities are sorted by maturity or pre-refunding date, and alphabetically within date. Estimated annual income and estimated yield for certain securities may include return of principal or capital gains which could overstate such estimates. Actual income or yield may be lower or higher than the estimates. Estimated yield reflects only the income generated by an investment and, it does not reflect changes in its price, which may fluctuate. Structured products appear in various statement product categories and are identified as "Structured Products" in the Security Description column. Estimated accrued interest, estimated annual income and estimated yield for structured products with a contingent income feature (such as Range Accrual Notes or Contingent Income Notes) assume specified accrual conditions are met during the relevant observation period and payment in full of all contingent interest. If you hold structured products, see "Special Considerations Regarding Structured Products" in the Disclosures. New Treasury regulations require that we report on Form 1099-B after the close of the tax year your adjusted cost basis and classify the gain or loss as either long-term or short-term on the sale of covered securities acquired on or after January 1, 2011. These regulations also require that we make basis adjustments on covered securities due to wash sales, certain corporate actions and transfers by gift or inheritance, which will be reflected on your Form 1099-B. Cost basis is reflected on monthly statements for informational purposes only and should not be used in the preparation of your income tax returns. Refer to the Expanded Disclosures for additional information.

CASH, BANK DEPOSIT PROGRAM AND MONEY MARKET FUNDS

Cash, Bank Deposit Program, and Money Market Funds are generally displayed on a settlement date basis. Estimated Annual Income, Accrued Interest, and APY% will only be displayed for fully settled positions.

Description	Value	Estimated Annual Income	7-Day Current Yield %	Annual Percentage Yield %
MS ACTIVE ASSETS MONEY TRUST	\$184,599.58	\$18.46	0.010	—
				Estimated Annual Income
				Accrued Interest
				\$18.46
				\$0.00
CASH, BDP, AND MMFS		Market Value		
		\$184,599.58		

Money market funds seek to maintain a share price of \$1.00, therefore the dollar amounts listed equal the number of shares. Additional information concerning these transactions is available upon request. For more information about the pricing of Money Market Funds, please see the Expanded Disclosures. The money market funds reflected above include the balances in your automatic sweep feature, if any, and may include other money market funds that have been purchased in your account.

STOCKS

PREFERRED STOCKS

Security Description	Trade Date	Quantity	Unit Cost	Total Cost	Market Value	Unrealized Gain/(Loss)	Estimated Annual Income	Dividend Yield %
FANNIE MAE 8.25% SER T PFD (FNMAT)	5/13/08	3,000,000	\$25.000	\$75,000.00	\$30,270.00	\$(44,730.00) LT	—	—
Share Price: \$10.090, Moody CA S&P D								

Morgan Stanley

CLIENT STATEMENT | For the Period December 1-31, 2013

Page 6 of 24

Active Assets Account 414-001 100-094
 JEROME ROBBINS FOUNDATION, INC
 C/O ALLEN GREENBERG, ELLEN SORRIN &

Account Detail

STOCKS	Percentage of Assets %	Total Cost	Market Value	Unrealized Gain/(Loss)	Estimated Annual Income Accrued Interest	Yield %
	0.9%	\$75,000.00	\$30,270.00	\$(44,730.00) LT	\$0.00	—
					\$0.00	—

EXCHANGE-TRADED & CLOSED-END FUNDS

Security Description	Trade Date	Quantity	Unit Cost	Total Cost	Market Value	Unrealized Gain/(Loss)	Estimated Annual Income	Dividend Yield %
ISHARES TIPS BOND ETF (TIP)	2/7/08	460 000	\$107 630	\$49,509 77	\$50,554.00	\$1,044 23 LT	\$580 52	1 14
Share Price \$109 900, Next Dividend Payable 01/2014								

Security Description	Trade Date	Quantity	Unit Cost	Total Cost	Market Value	Unrealized Gain/(Loss)	Estimated Annual Income	Dividend Yield %
				\$49,509.77	\$50,554.00	\$1,044.23 LT	\$580.52	1.15%
Percentage of Assets % 1.5%								

MUNICIPAL BONDS

Security Description	Trade Date	Face Value	Orig. Unit Cost	Adj. Total Cost	Market Value	Unrealized Gain/(Loss)	Estimated Annual Income	Yield %
ILLINOIS ST GENL OBLIG	3/17/10	75,000 000	\$102 469	\$76,851 75	\$75,000.00	\$(0 01) LT	\$3,053 25	4 07
CUSIP 4521518U0								
Unit Price \$100 000, Coupon Rate 4 071%, Matures 01/01/2014, Int. Semi-Annually Jan/Jul 01, Subject to Federal Tax, Moody A3 S&P A-, Issued 01/15/10								
PHILADELPHIA PA AUTH FOR INDL DEV	10/27/09	50,000 000	69 354	34,677 00	46,682 00	2,854 53 LT	—	—
CUSIP 71781L1BL2								
Unit Price \$93 364, Zero Coupon, Matures 04/15/2016, Subject to Federal Tax, S&P AA-, Insurer AMBAC/SECONDARY AGC, Issued 02/03/99								
WASHINGTON ST GENL OBLIG T-2	1/20/11	50,000 000	100 000	50,000 00	52,696.00	2,696 00 LT	1,850 00	3 51
CUSIP 93974CXD7								
Unit Price \$105 392, Coupon Rate 3 700%, Matures 02/01/2019, Int. Semi-Annually Feb/Aug 01, Yield to Maturity 2 562%, Subject to Federal Tax, Moody AA1 S&P AA+, Issued 02/02/11								
METROPOLITAN TRANSMN AUTH N Y REV	10/7/09	50,000 000	100 000	50,000 00	54,805.00	4,805 00 LT	2,456 50	4 48
CUSIP 59259YBC2								
Unit Price \$109 610, Coupon Rate 4 913%, Matures 11/15/2019, Int. Semi-Annually May/Nov 15, Yield to Maturity 3 109%, Subject to Federal Tax, Moody A2 S&P A, Issued 10/15/09								
PORT AUTH N Y & N J FOR ISSUES DTD	3/11/11	50,000 000	106 752	53,376 00	56,176.00	3,747 92 LT	2,654 50	4 72
CUSIP 73358WAG9								
Unit Price \$112 352, Coupon Rate 5 309%, Matures 12/01/2019, Int. Semi-Annually Jun/Dec 01, Yield to Maturity 3 014%, Subject to Federal Tax, Moody AA3 S&P AA-, Issued 07/01/09								

Morgan Stanley

CLIENT STATEMENT | For the Period December 1-31, 2013

Page 7 of 24

Active Assets Account
414-001100-094
JEROME ROBBINS FOUNDATION, INC
C/O ALLEN GREENBERG, ELLEN SORRIN &

Account Detail

MUNICIPAL BONDS (CONTINUED)

Security Description	Trade Date	Face Value	Orig. Unit Cost Adj.	Orig. Total Cost Adj.	Market Value	Unrealized Gain/(Loss)	Estimated Annual Income Accrued Interest	Yield %
NEW JERSEY ECO DEV AU ST PENSI ON FDG REV-B TAXABLE OY 7.615 CUSIP 645913AY0	4/11/11	150,000 000	58 130 68 196	87,195 00 102,293 50	117,226.50	14,933 00 LT	— —	—
<i>Unit Price \$78 151, Zero Coupon, Matures 02/15/2020, Subject to Federal Tax, Moody A1 S&P AA-, Insurer AGMC FORMERLY FSA, Issued 06/30/97</i>								
MONMOUTH ORE GENL OBLIG MINET PROJ SER-B CUSIP 609694CW2	8/28/13	35,000 000	105 829 105 577	37,040 20 36,951 98	36,225.00	(726 98) ST	1,659 70 138 30	4 58
<i>Unit Price \$103 500, Coupon Rate 4 742%, Matures 06/01/2020, Int Semi-Annually Jun/Dec 01, Yield to Maturity 4 115%, Subject to Federal Tax, Moody A2, Insurer ASSURED GUARANTY MUNIC, Issued 09/16/10</i>								
COLORADO ST CTFS PARTN REV BUILD AMERICA-B CUSIP 196711LT0	7/16/09	50,000 000	99 992 99 992	49,996 00 49,996 00	55,479.00	5,483 00 LT	2,710 00 787 94	4 88
<i>Unit Price \$110 958, Coupon Rate 5 420%, Matures 09/15/2020, Int Semi-Annually Mar/Sep 15, Yield to Maturity 3 567%, Callable Extraordinary, Subject to Federal Tax, Moody AA2 S&P AA-, Issued 07/23/09</i>								
NEW JERSEY ECO DEV AU ST PENSI ON TAXABLE RV REF SER BOY7.62 CUSIP 645913AZ7	5/3/11	50,000 000	55 526 64 587	27,763 00 32,293 32	36,504.50	4,211 18 LT	— —	—
<i>Unit Price \$73 009, Zero Coupon, Matures 02/15/2021, Subject to Federal Tax, Moody A1 S&P AA-, Insurer AGMC FORMERLY FSA, Issued 06/30/97</i>								
NEW JERSEY ECONOMIC DEV AUTH ST PENSION FDG REV-B OY 7.625 CUSIP 645913BA1	10/16/09	25,000 000	48 885 61 340	12,221 25 15,334 92	16,986.25	1,651 33 LT	— —	—
<i>Unit Price \$67 945, Zero Coupon, Matures 02/15/2022, Subject to Federal Tax, Moody A1 S&P AA-, Insurer AGMC FORMERLY FSA, Issued 06/30/97</i>								
NEW JERSEY ECON DEV AU ST PENSI ON FDG REV-B OY 7.63 TAXABLE CUSIP 645913BB9	10/16/09	25,000 000	45 240 57 054	11,310 00 14,263 62	15,617.25	1,353 63 LT	— —	—
<i>Unit Price \$62 469, Zero Coupon, Matures 02/15/2023, Subject to Federal Tax, Moody A1 S&P AA-, Insurer AGMC FORMERLY FSA, Issued 06/30/97</i>								
FLORIDA ST DEPT MGMT SVCS CTFS PARTN BUILD AMERICA CUSIP 34160PDE6	11/2/09	25,000 000	102 645 101 696	25,661 25 25,424 05	27,484.25	2,060 20 LT	1,527 75 636.56	5 55
<i>Unit Price \$109 937, Coupon Rate 6 111%, Matures 08/01/2023, Int Semi-Annually Feb/Aug 01, Callable \$100 00 on 08/01/19, Yield to Call 4 101%, Subject to Federal Tax, Moody AA2 S&P AA+, Issued 11/19/09</i>								
NEW YORK N Y SUBSER-A2 BUILD AMERICA BOND CUSIP 64966HMX5	9/12/11	50,000 000	107 227 106 102	53,613 50 53,050 96	53,316 00	265 04 LT	2,384 50 596 12	4 47
<i>Unit Price \$106 632, Coupon Rate 4 769%, Matures 10/01/2023, Int Semi-Annually Apr/Oct 01, Yield to Maturity 3 942%, Subject to Federal Tax, Moody AA2 S&P AA, Issued 10/15/09</i>								
NEW JERSEY ECONOMIC DEV AU ST PENSION SER-B OY 7.635 TAXABLE CUSIP 645913BC7	5/3/11	50,000 000	43 466 51 215	21,733 00 25,607 40	28,886.00	3,278 60 LT	— —	—
<i>Unit Price \$57 772, Zero Coupon, Matures 02/15/2024, Subject to Federal Tax, Moody A1 S&P AA-, Insurer AGMC FORMERLY FSA, Issued 06/30/97</i>								

Morgan Stanley

CLIENT STATEMENT | For the Period December 1-31, 2013

Page 8 of 24

Active Assets Account
414-001100-094
JEROME ROBBINS FOUNDATION, INC
C/O ALLEN GREENBERG, ELLEN SORRIN &

Account Detail

MUNICIPAL BONDS (CONTINUED)

Security Description	Trade Date	Face Value	Orig. Unit Cost Adj.	Orig. Total Cost Adj.	Market Value	Unrealized Gain/(Loss)	Estimated Annual Income Accrued Interest	Yield %
PURDUE UNIV IND CTFS PARTN REV-B BUILD AMERICA BOND CUSIP 746173FV0	9/8/09	50,000,000	102,875	51,437.50	53,131.00	2,238.50 LT	2,744.00	5.16
Unit Price \$106.262, Coupon Rate 5.488%, Matures 07/01/2024, Int Semi-Annually Jan/Jul 01, Callable \$100.00 on 07/01/19, Yield to Call 4.201%, Subject to Federal Tax, Moody AAA S&P AA+, Issued 09/09/09								
JERSEY CITY N J GENL OBLIG IMP-T-B BABDP CUSIP 476576CV3	1/22/13	5,000,000	117,335	5,866.75	5,280.80	(494.20) ST	1,372.00	
Unit Price \$105.616, Coupon Rate 6.300%, Matures 11/01/2024, Int Semi-Annually May/Nov 01, Callable \$100.00 on 11/01/20, Yield to Call 5.308%, Subject to Federal Tax, Moody A2, Issued 11/16/10								
PORT AUTH N Y & N J REV CONS 158TH CUSIP 73358WAH7	3/11/11	20,000,000	106,990	21,398.00	22,878.40	1,692.22 LT		
Unit Price \$111.905, Coupon Rate 10.695%, Matures 10/28/11, Int Semi-Annually May/Nov 01, Callable \$100.00 on 10/28/11, Yield to Call 10.695%, Subject to Federal Tax, Moody A2, Issued 11/16/10								
VIRGIN ISLANDS WTR & PWR AUTH ELEC SIS BUILD AMERICA BOND CUSIP 927688FY2	3/23/12	50,000,000	109,545	54,772.50	50,276.00	(4,165.41) LT	3,325.00	6.61
Unit Price \$100.552, Coupon Rate 6.650%, Matures 07/01/2028, Int Semi-Annually Jan/Jul 01, Yield to Maturity 6.590%, Callable Extraordinary, Subject to Federal Tax, Moody A2 S&P AA+, Insurer ASSURED GUARANTY MUNIC, Issued 03/30/10								
MAINE MUN BD BK QSCBD REV QUAL SCH CONSTR-D CUSIP 56045RBX6	10/11/11	25,000,000	115,649	28,912.25	26,991.50	(1,445.04) LT	1,423.00	5.27
Unit Price \$114.392, Coupon Rate 5.859%, Matures 12/01/2024, Int Semi-Annually Jun/Dec 01, Yield to Maturity 4.201%, Subject to Federal Tax, Moody AA3 S&P AA-, Issued 07/01/09								
DELAWARE ST GENL OBLIG BUILD AMERICA CUSIP 2463804J5	1/24/09	65,000,000	103,384	67,199.75	69,691.70	3,284.63 LT	3,380.00	4.84
Unit Price \$107.218, Coupon Rate 5.200%, Matures 10/01/2026, Int Semi-Annually Apr/Oct 01, Callable \$100.00 on 10/01/19, Yield to Call 3.790%, Subject to Federal Tax, Moody AAA S&P AAA, Issued 10/22/09								
PRINCE GEORGES CNTY MD SER-B BUILD AMERICA BOND CUSIP 741701H33	9/27/11	50,000,000	105,580	52,790.00	51,345.00	(828.08) LT	2,250.00	4.38
Unit Price \$102.690, Coupon Rate 4.500%, Matures 09/15/2027, Int Semi-Annually Mar/Sep 15, Callable \$100.00 on 09/15/20, Yield to Call 4.037%, Subject to Federal Tax, Moody AAA S&P AAA, Issued 09/08/10								
VIRGIN ISLANDS WTR & PWR AUTH ELEC SIS BUILD AMERICA BOND CUSIP 927688FY2	3/23/12	50,000,000	109,545	54,772.50	50,276.00	(4,165.41) LT	3,325.00	6.61
Unit Price \$100.552, Coupon Rate 6.650%, Matures 07/01/2028, Int Semi-Annually Jan/Jul 01, Yield to Maturity 6.590%, Callable Extraordinary, Subject to Federal Tax, Moody A2 S&P AA+, Insurer ASSURED GUARANTY MUNIC, Issued 03/30/10								
Total		50,000,000	58,673.50	57,755.27	52,808.00	(4,947.27) ST	3,150.00	5.96
Total		65,000,000	74,054.00	72,841.73	74,354.80	1,513.07 LT	3,808.35	5.12
Unit Price \$114.392, Coupon Rate 5.859%, Matures 12/01/2024, Int Semi-Annually Jun/Dec 01, Yield to Maturity 4.201%, Subject to Federal Tax, Moody AA3 S&P AA-, Issued 07/01/09								

Morgan Stanley

CLIENT STATEMENT | For the Period December 1-31, 2013

Page 9 of 24

Account Detail

Active Assets Account
414-001100-094

JEROME ROBBINS FOUNDATION, INC
C/O ALLEN GREENBERG, ELLEN SORRIN &

MUNICIPAL BONDS (CONTINUED)

Security Description	Trade Date	Face Value	Orig. Unit Cost Adj	Orig. Total Cost Adj	Market Value	Unrealized Gain/(Loss)	Annual Income	Estimated Annual Income	Yield %
MOREHEAD ST UNIV KY GEN RCPTS REV-A BUILD AMERICA BOND CUSIP 616640CG1	7/29/09	50,000,000	99,894	49,947.00	51,833.00	1,886.00 LT	3,000.00	3,000.00	5.78
Unit Price \$103.666, Coupon Rate 6.000%, Matures 11/01/2028, Int Semi-Annually May/Nov 01, Callable \$100.00 on 11/01/19, Yield to Call 5.260%, Subject to Federal Tax, Moody AA3, Issued 07/29/09									
ORLANDO FLA CMNTY REDEV AGY TA X INCREMTO BUILD AMERICA BOND CUSIP 686430EJ4	9/14/09	50,000,000	103,536	51,768.00	54,272.50	3,121.75 LT	3,750.00	3,750.00	6.90
Unit Price \$108.545, Coupon Rate 7.500%, Matures 09/01/2029, Int Semi-Annually Mar/Sep 01, Callable \$100.00 on 09/01/19, Yield to Call 5.711%, Subject to Federal Tax, Moody A2, S&P A, Issued 09/03/09									
CHICAGO ILL BRD ED SER-E BUILD AMERICA BOND CUSIP 167505KGO	5/3/11	50,000,000	99,762	49,881.00	47,496.00	(2,385.00) LT	3,019.00	3,019.00	6.35
Unit Price \$94.992, Coupon Rate 6.038%, Matures 12/01/2029, Int Semi-Annually Jun/Dec 01, Yield to Maturity 6.549%, Subject to Federal Tax, Moody A3, S&P A+, Issued 09/24/09									
HOUSTON TEX PUB IMPT REF SER-B BUILD AMERICA BOND CUSIP 442331ST2	3/23/11	50,000,000	107,660	53,830.00	54,990.50	2,162.60 LT	3,159.50	3,159.50	5.74
Unit Price \$109.981, Coupon Rate 6.319%, Matures 03/01/2030, Int Semi-Annually Mar/Sep 01, Callable \$100.00 on 03/01/20, Yield to Call 4.449%, Subject to Federal Tax, S&P AA, Issued 12/07/10									
FORT LAUDERDALE FLORIDA SPECIA L OBLIG REV PENSION FNDG PROJ CUSIP 347622CPS	10/11/12	50,000,000	106,623	53,311.50	48,136.00	(4,854.64) LT	2,571.50	2,571.50	5.34
Unit Price \$96.272, Coupon Rate 5.143%, Matures 01/01/2032, Int Semi-Annually Jan/Jul 01, Callable \$100.00 on 01/01/23, Yield to Maturity 5.471%, Subject to Federal Tax, Moody A1, S&P AA-, Issued 10/03/12									
SAN JOSE CALIF ARPT REV SER-B CUSIP 798136TU1	3/20/12	75,000,000	106,058	79,543.50	75,889.50	(2,920.66) LT	4,837.50	4,837.50	6.37
Unit Price \$101.186, Coupon Rate 6.450%, Matures 03/01/2032, Int Semi-Annually Mar/Sep 01, Callable \$100.00 on 03/01/21, Yield to Call 6.240%, Subject to Federal Tax, Moody A2, S&P AA-, Insurer ASSURED GUARANTY MUNIC, Issued 12/14/11									
CONNECTICUT ST GENL OBLIG SER-A CUSIP 20772GF45	10/15/09	35,000,000	104,292	36,502.25	39,037.60	2,697.16 LT	2,047.50	2,047.50	5.24
Unit Price \$111.536, Coupon Rate 5.850%, Matures 03/15/2032, Int Semi-Annually Mar/Sep 15, Yield to Maturity 4.885%, Subject to Federal Tax, Moody AA3, S&P AA, Issued 04/30/08									
DISTRICT COLUMBIA REV-B HOWARD UNIV CUSIP 25483VEC4	4/3/12	50,000,000	116,512	58,256.00	53,103.00	(4,867.70) LT	3,812.50	3,812.50	7.17
Unit Price \$106.206, Coupon Rate 7.625%, Matures 10/01/2035, Int Semi-Annually Apr/Oct 01, Yield to Maturity 7.061%, Callable Extraordinary, Subject to Federal Tax, Moody BAA1, S&P A-, Issued 04/27/11									
FULTON CNTY GA DEV AUTH REV-B GEORGIA TECH ATHLETIC ASSN INC CUSIP 359900Z83	8/17/12	30,000,000	109,440	32,832.00	28,980.00	(3,755.32) LT	1,593.00	1,593.00	5.49
Unit Price \$96.600, Coupon Rate 5.310%, Matures 10/01/2035, Int Semi-Annually Apr/Oct 01, Yield to Maturity 5.581%, Callable Extraordinary, Subject to Federal Tax, Moody A2, Issued 03/01/12									

Active Assets Account
414-001100-094

JEROME ROBBINS FOUNDATION, INC
C/O ALLEN GREENBERG, ELLEN SORRIN &

Account Detail

MUNICIPAL BONDS (CONTINUED)

Security Description	Trade Date	Face Value	Orig. Unit Cost Adj.	Orig. Total Cost Adj.	Market Value	Unrealized Gain/(Loss)	Estimated Annual Income Accrued Interest	Yield %
CHICAGO ILL O HARE INTL ARPT REV-B BUILD AMERICA CUSIP 167593AM4	2/28/12	40,000,000	115,265	46,106.00	42,245.60	(2,617.62) LT	2,738.00 1,369.00	6.48
<i>Unit Price \$105.614, Coupon Rate 6.845%, Matures 01/01/2038, Int Semi-Annually Jan/Jul 01, Callible \$100.00 on 01/01/20, Yield to Call 5.726%, Subject to Federal Tax, Moody A2 S&P A-, Issued 04/29/10</i>								
SOUTH JERSEY TRANSN AU N J TRA NSN SYS REV-A-5 BUILD AMERICA CUSIP 838536E7	9/13/12	65,000,000	119,449	77,642.00	67,432.30	(9,920.12) LT	4,550.00 758.33	6.74
<i>Unit Price \$103.742, Coupon Rate 7.000%, Matures 11/01/2038, Int Semi-Annually May/Nov 01, Yield to Maturity 6.688%, Subject to Federal Tax, Moody BAA1 S&P A-, Issued 08/04/09</i>								
		Face Value	Percentage of Assets %	Orig. Total Cost Adj.	Market Value	Unrealized Gain/(Loss)	Estimated Annual Income Accrued Interest	Yield %
		1,635,000,000	48.1%	\$1,568,896.70 \$1,594,288.46	\$1,615,097.75 \$1,635,755.25	\$26,483.54 LT \$(5,674.25) ST	\$73,455.05 \$20,657.50	4.55%

TOTAL MUNICIPAL BONDS (incl accr int) 48.1%

CORPORATE FIXED INCOME

CORPORATE BONDS

Security Description	Trade Date	Face Value	Orig. Unit Cost Adj.	Orig. Total Cost Adj.	Market Value	Unrealized Gain/(Loss)	Estimated Annual Income Accrued Interest	Yield %
FPL GROUP CAPITAL INC CUSIP 302570BC9	8/31/09	36,000,000	\$123,570	\$44,485.08	\$40,689.36	\$1,840.36 LT	\$2,835.00 \$125.99	6.96
<i>Unit Price \$113.026, Coupon Rate 7.875%, Matures 12/15/2015, Int Semi-Annually Jun/Dec 15, Yield to Maturity 1.122%, Moody BAA1 S&P BBB+, Issued 12/12/08</i>								
TIME WARNER CABLE INC CUSIP 88732JAH1	8/21/13	50,000,000	109,852	54,926.00	54,535.00	53.02 ST	2,925.00 487.50	5.36
<i>Unit Price \$109.070, Coupon Rate 5.850%, Matures 05/01/2017, Int Semi-Annually May/Nov 01, Yield to Maturity 2.970%, Moody BAA2 S&P BBB, Issued 04/09/07</i>								
EATON VANCE CORP CUSIP 278265AC7	9/18/09	5,000,000	107,223	5,361.15	5,675.20	487.48 LT 2	325.00 80.34	5.72
<i>Unit Price \$113.504, Coupon Rate 6.500%, Matures 10/02/2017, Int Semi-Annually Apr/Oct 02, Yield to Maturity 2.691%, Moody A3 S&P A-, Issued 10/02/07</i>								
CLIFFS NATURAL RESOURCES CUSIP 18683KAF8	8/14/13	50,000,000	98,054	49,027.00	50,490.00	1,463.00 ST	1,975.00 910.69	3.91
<i>Unit Price \$100.980, Coupon Rate 3.950%, Matures 01/15/2018, Int Semi-Annually Jan/Jul 15, Yield to Maturity 3.686%, Moody BAA3 S&P BBB-, Issued 12/13/12</i>								
AVON PRODUCTS, INC. CUSIP 054303AU6	2/6/13	50,000,000	109,379	54,689.50	53,784.50	(140.96) ST	2,875.00 958.33	5.34
<i>Unit Price \$107.569, Coupon Rate 5.750%, Matures 03/01/2018, Int Semi-Annually Mar/Sep 01, Yield to Maturity 3.769%, Moody BAA2 (-) S&P BBB-, Issued 03/03/08</i>								

Morgan Stanley

CLIENT STATEMENT | For the Period December 1-31, 2013

Page 11 of 24

Active Assets Account
414-001100-094

JEROME ROBBINS FOUNDATION, INC
C/O ALLEN GREENBERG, ELLEN SORRIN &

Account Detail

CORPORATE FIXED INCOME CORPORATE BONDS (CONTINUED)

Security Description	Trade Date	Face Value	Orig. Unit Cost Adj	Orig. Total Cost Adj. Total Cost	Market Value	Unrealized Gain/(Loss)	Annual Income Accrued Interest	Estimated Annual Income	Yield %
BMC SOFTWARE, INC. CUSIP 055921AA8	3/13/13	50,000,000	116,959	58,479.50	50,500.00	(6,795.84) ST	3,625.00	3,625.00	7.17
Unit Price \$101.000, Coupon Rate 7.250%, Matures 06/01/2018, Int Semi-Annually Jun/Dec 01, Yield to Maturity 6.981%, Moody CAA1, Issued 06/04/08									
GENERAL ELECTRIC CAPITAL CORP CUSIP 36966R3S3	7/13/09	50,000,000	100,000	50,000.00	56,457.50	6,457.50 LT	3,000.00	3,000.00	5.31
Unit Price \$112.915, Coupon Rate 6.000%, Matures 07/15/2018, Int Semi-Annually Jan/Jul 15, Yield to Maturity 2.939%, Moody A1 S&P AA+, Issued 07/16/09									
DOW CHEMICAL COMPANY CUSIP 26054LNG4	9/19/11	25,000,000	100,000	25,000.00	24,853.50	(146.50) LT	887.50	887.50	3.57
Unit Price \$99.414, Coupon Rate 3.550%, Matures 09/15/2018, Int Semi-Annually Mar/Sep 15, Callable \$100.00 on 03/15/14, Yield to Maturity 3.686%, Moody BAA2 S&P BBB, Issued 09/22/11									
MACQUARIE GROUP LIMITED REG S CUSIP 55608KAA3	7/17/12	11,000,000	111,462	12,260.85	12,932.70	891.76 LT	838.80	838.80	6.48
Unit Price \$177.570, Coupon Rate 7.625%, Matures 08/13/2019, Int Semi-Annually Feb/Aug 13, Yield to Maturity 4.091%, Moody A3 S&P BBB, Issued 08/13/09									
GOLDMAN SACHS GROUP INC CUSIP 38141EA58	4/6/10	200,000,000	99,992	199,984.00	222,426.00	22,442.00 LT	10,750.00	10,750.00	4.83
Unit Price \$111.213, Coupon Rate 5.375%, Matures 03/15/2020, Int Semi-Annually Mar/Sep 15, Yield to Maturity 3.357%, Moody BAA1 S&P A-, Issued 03/08/10									
MORGAN STANLEY CUSIP 61747WAL3	7/27/11	30,000,000	102,891	30,867.30	33,523.80	2,828.01 LT	1,650.00	1,650.00	4.92
Unit Price \$111.746, Coupon Rate 5.500%, Matures 07/28/2021, Int Semi-Annually Jan/Jul 28, Yield to Maturity 3.707%, Moody BAA2 S&P A-, Issued 07/28/11									
HEWLETT PACKARD CO CUSIP 428236BX0	9/10/12	50,000,000	99,903	49,951.50	49,149.00	(802.50) LT	2,025.00	2,025.00	4.12
Unit Price \$98.298, Coupon Rate 4.050%, Matures 09/15/2022, Int Semi-Annually Mar/Sep 15, Yield to Maturity 4.286%, Moody BAA1 S&P BBB+, Issued 03/12/12									
MURPHY OIL CORP CUSIP 626717AF9	1/30/13	50,000,000	98,893	49,446.35	46,200.00	(3,246.35) ST	1,850.00	1,850.00	4.00
Unit Price \$92.400, Coupon Rate 3.700%, Matures 12/01/2022, Int Semi-Annually Jun/Dec 01, Callable \$100.00 on 09/01/22, Yield to Maturity 4.756%, Moody BAA3 S&P BBB, Issued 11/30/12									
KOHL'S CORPORATION CUSIP 500255AS3	1/16/13	50,000,000	97,331	48,665.50	45,713.50	(2,952.00) ST	1,625.00	1,625.00	3.55
Unit Price \$91.427, Coupon Rate 3.250%, Matures 02/01/2023, Int Semi-Annually Feb/Aug 01, Callable \$100.00 on 11/01/22, Yield to Maturity 4.405%, Moody BAA1 S&P BBB+, Issued 09/25/12									
MS 8.0% CONTINGENT COUPON NOTES ON S&P 500 CUSIP 617482YJ7	9/27/11	25,000,000	100,000	25,000.00	30,083.75	5,083.75 LT	—	—	—
Unit Price \$120.335, Coupon Rate 8.000%, Matures 09/30/2026, Interest Paid Quarterly Dec 30, Yield to Maturity 5.729%, Floater, Trading Flat, S&P A-, Issued 09/30/11, Structured Products									
NEWS AMERICA INC CUSIP 652482AU4	3/23/12	30,000,000	113,691	34,107.30	35,666.40	1,839.13 LT	2,184.00	2,184.00	6.12
Unit Price \$118.888, Coupon Rate 7.280%, Matures 06/30/2028, Int Semi-Annually Jun/Dec 30, Yield to Maturity 5.386%, Moody BAA1 S&P BBB+, Issued 06/05/98									

Active Assets Account
414-001100-094

JEROME ROBBINS FOUNDATION, INC
C/O ALLEN GREENBERG, ELLEN SORRIN &

Account Detail

CORPORATE FIXED INCOME CORPORATE BONDS (CONTINUED)

Security Description	Trade Date	Face Value	Orig. Unit Cost Adj. Unit Cost	Orig. Total Cost Adj. Total Cost	Market Value	Unrealized Gain/(Loss)	Estimated Annual Income Accrued Interest	Yield %
GEORGIA-PACIFIC CORP BONDS CUSIP 373298BR8	3/12/12	36,000,000	126,955 125,217	45,703,688 45,078,29	45,583,92	505,63 LT	2,790,00 356,50	6.12
<i>Unit Price \$126.622, Coupon Rate 7.750%, Matures 11/15/2029, Int. Semi-Annually May/Nov 15, Yield to Maturity 5.255%, Moody BAA2 S&P A+, Issued 11/10/99</i>								
NEW JERSEY BELL TELEPHONE CO DEB CUSIP 645767AW4	3/23/12	45,000,000	119,967 118,774	53,985,30 53,448,24	51,953,40	(1,494,84) LT	3,532,50 451,37	6.79
<i>Unit Price \$115.452, Coupon Rate 7.850%, Matures 11/15/2029, Int. Semi-Annually May/Nov 15, Yield to Maturity 6.295%, S&P BBB+, Issued 11/15/89</i>								
AXA SUBORDINATED NOTES CUSIP 054536AA5	3/12/12	35,000,000	111,767 111,204	39,118,50 38,921,34	43,174,25	4,252,91 LT	3,010,00 133,77	6.97
<i>Unit Price \$123.355, Coupon Rate 8.600%, Matures 12/15/2030, Int. Semi-Annually Jun/Dec 15, Yield to Maturity 6.333%, Moody A3 S&P BBB, Issued 12/15/00</i>								
CORPORATE BONDS		878,000,000		\$931,058.51 \$920,826.22	\$953,391.78	\$44,184.69 LT \$(11,619.13) ST	\$48,702.80 \$11,066.73	5.11%

FIXED-RATE CAPITAL SECURITIES

Security Description	Trade Date	Face Value	Orig. Unit Cost Adj. Unit Cost	Orig. Total Cost Adj. Total Cost	Market Value	Unrealized Gain/(Loss)	Estimated Annual Income Accrued Interest	Yield %
GOLDMAN SACHS GROUP INC (GSF)	3/22/11	2,000,000	\$24,315 \$24,315	\$48,630,00 \$48,630,00	\$48,720,00	\$90,00 LT	\$3,062,40	6.28
<i>Unit Price \$24.360, Coupon Rate 6.125%, Matures 11/01/2060, Interest Paid Quarterly Jul 20, Callable \$25.00 on 11/01/15, Moody BAA1 S&P A-</i>								
CORPORATE FIXED INCOME		878,000,000		\$979,688.51 \$969,456.22	\$1,002,111.78	\$44,274.69 LT \$(11,619.13) ST	\$51,765.20 \$11,066.73	5.17%
TOTAL CORPORATE FIXED INCOME (incl. accr int.)					\$1,013,178.51			

Watchlist and CreditWatch Indicators (*) = developing/uncertain (+) = On Watchlist/CreditWatch Upgrade (-) = On Watchlist/CreditWatch Downgrade
For more information on Watchlist and CreditWatch Indicators, please go to our website at www.morganstanley.com/bondratings or contact your financial advisor

Active Assets Account
414-001100-094
JEROME ROBBINS FOUNDATION, INC
C/O ALLEN GREENBERG, ELLEN SORRIN &

Account Detail

GOVERNMENT SECURITIES FEDERAL AGENCIES

Security Description	Trade Date	Face Value	Orig. Unit Cost Adj.	Orig. Total Cost Adj.	Market Value	Unrealized Gain/(Loss)	Estimated Annual Income Accrued Interest	Yield %
GOVERNMENT NATIONAL MTG ASSN POOL	12/25/01	100,000,000	\$99,750	\$99,750,000	\$4,406.32	\$467,83 LT 1	\$256.64	5.82
572931			\$99,750	\$3,938.49			\$21.38	
CUSIP 36200UPQ2								
Unit Price \$111.599, Coupon Rate 6.500%, Matures 01/15/2032, Interest Paid Monthly Jan 01, Factor 0.3948358, Issued 01/01/02, Current Face 3,948,358								

GOVERNMENT SECURITIES	Face Value Percentage of Assets %	Orig. Total Cost Adj.	Market Value	Unrealized Gain/(Loss)	Estimated Annual Income Accrued Interest	Yield %
	100,000,000	\$99,750,000	\$4,406.32	\$467.83 LT	\$256.64	5.82%
		\$3,938.49			\$21.38	

TOTAL GOVERNMENT SECURITIES
(incl accr int) 0.1%

CERTIFICATES OF DEPOSIT

Security Description	Trade Date	Face Value	Orig. Unit Cost Adj.	Orig. Total Cost Adj.	Market Value	Unrealized Gain/(Loss)	Estimated Annual Income Accrued Interest	Yield %
BK CHINA NY CD NEW YORK NY CD	9/11/13	200,000,000	\$99,950	\$199,900,000	\$200,000.00	\$100,00 ST	\$500.00	0.25
CUSIP 06426NX31			\$99,950	\$199,900,000			\$247.94	
Unit Price \$100.000, Coupon Rate 0.250%, Matures 01/03/2014, Interest Paid at Maturity, Yield to Maturity 2.50%, Issued 07/03/13, Maturity Value = \$200,000.00								
AMERICAN EXPRESS CENTURION BANK	10/8/13	85,000,000	100,320	85,272,000	85,130.90	(141,10) ST	977.50	1.14
SALT LAKE CITY UT CD			100,320	85,272,000			270.02	
CUSIP 02587DDJ4								
Unit Price \$100.154, Coupon Rate 1.150%, Matures 03/24/2014, Int. Semi-Annually Mar/Sep 22, Issued 09/22/11, Maturity Value = \$85,000.00								
BANCO POPULAR DE PUERTO RICO HATO	10/8/13	91,000,000	100,435	91,395,850	91,219.31	(176,54) ST	1,228.50	1.34
REY CD			100,435	91,395,850			290.25	
CUSIP 05967EBB4								
Unit Price \$100.241, Coupon Rate 1.350%, Matures 04/07/2014, Int. Semi-Annually Apr/Oct 06, Issued 04/06/11, Maturity Value = \$91,000.00								
GOLDMAN SACHS BK USA SALT LAKE CITY	4/28/10	30,000,000	108,060	32,418,000	33,050.40	632,40 LT	1,500.00	4.53
UTAH CD			108,060	32,418,000			513.58	
CUSIP 381426G9N								
Unit Price \$110.168, Coupon Rate 5.000%, Matures 02/27/2018, Int. Semi-Annually Feb/Aug 27, Yield to Maturity 2.413%, Issued 02/27/08, Maturity Value = \$30,000.00								
GOLDMAN SACHS BANK USA SALT LAKE CITY UT CD	8/18/11	65,000,000	111,685	72,595,250	71,709.30	(885,95) LT	3,250.00	4.53
CUSIP 381426JCO			111,685	72,595,250			484.80	
Unit Price \$110.322, Coupon Rate 5.000%, Matures 05/07/2018, Int. Semi-Annually May/Nov 07, Yield to Maturity 2.482%, Issued 05/07/08, Maturity Value = \$65,000.00								



Morgan Stanley

CLIENT STATEMENT | For the Period December 1-31, 2013

Active Assets Account THE JEROME ROBBINS FOUNDATION INC.
429-034672-040 156 WEST 56TH STREET

Account Detail

Investment Objectives[†]: Capital Appreciation, Income

Brokerage Account

[†] See the Expanded Disclosures for more information about investment objectives. Please review for accuracy and inform us if your investment objectives change.

HOLDINGS

This section reflects positions purchased/sold on a trade date basis, and will include positions purchased and omit positions sold in the current month. "Market Value" and "Unrealized Gain/(Loss)" are representative values as of the last business day of the statement period indicated, may not reflect the value that could be obtained in the market. See "Pricing of Securities" in the Expanded Disclosures. Fixed income securities are sorted by maturity or pre-refunding date, and alphabetically within date. Estimated annual income and estimated yield for certain securities may include return of principal or capital gains which could overstate such estimates. Actual income or yield may be lower or higher than the estimates. Estimated yield reflects only the income generated by an investment and, it does not reflect changes in its price, which may fluctuate. Structured products appear in various statement product categories and are identified as "Structured Products" in the Security Description column. Estimated accrued interest, estimated annual income and estimated yield for structured products with a contingent income feature (such as Range Accrual Notes or Contingent Income Notes) assume specified accrual conditions are met during the relevant observation period and payment in full of all contingent interest. If you hold structured products, see "Special Considerations Regarding Structured Products" in the Disclosures. New Treasury regulations require that we report on Form 1099-B after the close of the tax year your adjusted cost basis and classify the gain or loss as either long-term or short-term on the sale of covered securities acquired on or after January 1, 2011. These regulations also require that we make basis adjustments on covered securities due to wash sales, certain corporate actions and transfers by gift or inheritance, which will be reflected on your Form 1099-B. Cost basis is reflected on monthly statements for informational purposes only and should not be used in the preparation of your income tax returns. Refer to the Expanded Disclosures for additional information.

CASH, BANK DEPOSIT PROGRAM AND MONEY MARKET FUNDS

Cash, Bank Deposit Program, and Money Market Funds are generally displayed on a settlement date basis. Estimated Annual Income, Accrued Interest, and APY% will only be displayed for fully settled positions.

Description: MORGAN STANLEY BANK N.A. # Value: \$1,980.69 Estimated Annual Income: — 7-Day Current Yield %: — Annual Percentage Yield %: 0.020

Percentage of Assets %: 4.0% Market Value: \$1,980.69 Estimated Annual Income: \$0.00 Annual Income: \$0.00

CASH, BDP, AND MMIFS # Bank Deposits are held at either (1) Morgan Stanley Bank, N.A. and/or Morgan Stanley Private Bank, National Association, affiliates of Morgan Stanley Smith Barney LLC, or (2) Citibank, N.A., each a national bank and FDIC member.

EXCHANGE-TRADED & CLOSED-END FUNDS

Security Description	Trade Date	Quantity	Unit Cost	Total Cost	Market Value	Unrealized Gain/(Loss)	Estimated Annual Income	Dividend Yield %
BLACKROCK BUILD AMERICA BD TR (BBN)	8/26/10	2,500,000	\$20,000	\$50,000.00	\$47,875.00	\$(2,125.00) LT	\$3,955.00	8.26

Share Price: \$19.150, Next Dividend Payable 01/08/14

Morgan Stanley

CLIENT STATEMENT | For the Period December 1-31, 2013

Page 8 of 48

Account Detail

Active Assets Account
429-034672-040

THE JEROME ROBBINS FOUNDATION INC.
156 WEST 56TH STREET

Percentage of Assets %	Total Cost	Market Value	Unrealized Gain/(Loss)	Estimated Annual Income Accrued /Interest	Yield %
96.0%	\$50,000.00	\$47,875.00	\$(2,125.00) LT	\$3,955.00	8.26%
EXCHANGE-TRADED & CLOSED-END FUNDS					
100.0%	\$50,000.00	\$49,855.69	\$(2,125.00) LT	\$3,955.00	7.93%
TOTAL MARKET VALUE					

TOTAL VALUE (includes accrued interest)

\$49,855.69

Unrealized Gain/(Loss) totals only reflect positions that have cost basis and/or market value information available. Cash, MMF, Deposits and positions stating 'Please Provide' are not included.

ACTIVITY

CASH FLOW ACTIVITY BY DATE

Transaction Date	Settlement Date	Activity Type	Description	Comments	Quantity	Price	Credits/(Debits)
12/19	12/19	Dividend	BLACKROCK BUILD AMERICA BD TR				\$329.50
12/30	12/30	Interest Income	MORGAN STANLEY BANK N A				0.03
(Period 11/28-12/30)							\$329.53
NET CREDITS/(DEBITS)							

MONEY MARKET FUND (MMF) AND BANK DEPOSIT PROGRAM ACTIVITY

Date	Activity Type	Description	Credits/(Debits)
12/2	Automatic Investment	BANK DEPOSIT PROGRAM	\$329.50
12/20	Automatic Investment	BANK DEPOSIT PROGRAM	329.50
12/30	Automatic Investment	BANK DEPOSIT PROGRAM	0.03
NET ACTIVITY FOR PERIOD			\$659.03

MESSAGES

FINRA BrokerCheck
FINRA has established the public disclosure program, known as BrokerCheck, to provide certain information regarding the disciplinary history of FINRA members and their associated persons. The BrokerCheck Hotline Number is 1-800-289-9999. The FINRA web site address is www.finra.org. An investor brochure that includes information describing FINRA BrokerCheck may be obtained from FINRA.

FLORIA V. LASKY TTEE
 ALLEN GREENBERG TTEE ET AL
 U/W THE JEROME ROBBINS
 FOUNDATION INC.
 DECEMBER 1 - DECEMBER 31, 2013
 ACCOUNT NUMBER 5654-4944

Additional information

Accrued interest on purchases	THIS PERIOD -1,117 71	THIS YEAR -2,300 40	Gross proceeds	THIS PERIOD 323,000 00	THIS YEAR 1,444,553 29
-------------------------------	--------------------------	------------------------	----------------	---------------------------	---------------------------

Portfolio detail

Cash and Sweep Balances

Sweep Balances - You have the right, in the course of normal business operations, to withdraw balances in the Bank Deposit Sweep or redeem shares of the money market mutual fund used in the sweep, subject to any open commitments in any of your accounts and have the proceeds returned to your accounts or remitted to you. Note, however, that as required by federal banking regulations, the banks in the Bank Deposit Sweep reserve the right to require seven days prior notice before permitting a transfer out of the Bank Deposit Sweep. In addition, the money market mutual funds in the sweep reserve the right to require one or more day's prior notice before permitting withdrawals.

Bank Deposit Sweep - Consists of monies held at Wells Fargo Bank, N.A. and (if amounts exceed \$250,000) at one or more other Wells Fargo affiliated banks. These assets are not covered by SIPC, but are instead eligible for FDIC insurance of up to \$250,000 per depositor, per institution, in accordance with FDIC rules. For additional information on the Bank Deposit Sweep for your account, please contact Your Financial Advisor.

DESCRIPTION	% OF ACCOUNT	ANNUAL PERCENTAGE YIELD EARNED*	CURRENT MARKET VALUE	ESTIMATED ANNUAL INCOME
Cash	1 70	0 00	44,362 25	0 00
BANK DEPOSIT SWEEP	37 44	0 01	976,808 83	97 68
Interest Period 12/01/13 - 12/31/13				
Total Cash and Sweep Balances	39.14		\$1,021,171.08	\$97.68

* APYE measures the total amount of the interest paid on an account based on the interest rate and the frequency of the compounding during the interest period. The annual percentage yield earned is expressed as an annualized rate, based on a 365 day year.



FLORIA V. LASKY TTEE
 ALLEN GREENBERG TTEE ET AL
 U/W THE JEROME ROBBINS
 FOUNDATION INC.
 DECEMBER 1 - DECEMBER 31, 2013
 ACCOUNT NUMBER 5654-4944

Fixed Income Securities

Corporate and municipal bonds and other fixed income securities are priced by a computerized pricing service or, for less actively traded issues, by utilizing a yield-based matrix system to arrive at an estimated market value

Corporate Bonds

DESCRIPTION	% OF ACCOUNT	QUANTITY	ADJ PRICE/ ORIG PRICE	ADJ COST/ ORIG COST	CURRENT PRICE	CURRENT MARKET VALUE	UNREALIZED GAIN/LOSS	ACCRUED INTEREST	ESTIMATED	
									ANNUAL INCOME	ANNUAL YIELD (%)
WYETH										
NOTES										
CPN 5.500% DUE 02/15/16										
DTD 11/14/05 FC 02/15/06										
Moody A1, S&P AA										
CUSIP 983024AJ9										
Acquired 08/18/09 L nc	1.18	28,000	108.38	30,353.36	109.9270	30,779.56	426.20	581.78	1,540.00	5.00
MERRILL LYNCH & CO										
MEDIUM TERM NOTES										
CPN 6.400% DUE 08/28/17										
DTD 08/28/07 FC 02/28/08										
Moody BAA2, S&P A-										
CUSIP 59018YJ69										
Acquired 03/02/11 L nc	0.66	15,000	111.72	16,763.90	115.3020	17,295.30	531.40	328.00	960.00	5.55
BANK OF AMERICA NA										
NOTES										
CPN 5.650% DUE 05/01/18										
DTD 05/02/08 FC 11/01/08										
Moody BAA2, S&P A-										
CUSIP 06051GDX4										
Acquired 08/04/10 L nc	2.18	50,000	106.39	53,201.00	113.6580	56,829.00	3,628.00	470.83	2,825.00	4.97
JPMORGAN CHASE & CO										
NOTE										
CPN 6.300% DUE 04/23/19										
DTD 04/23/09 FC 10/23/09										
Moody A3, S&P A										
CUSIP 46625HHL7										
Acquired 08/04/10 L nc	1.13	25,000	115.19	28,804.00	117.8750	29,468.75	664.75	297.50	1,575.00	5.34
BANK OF AMERICA CORP										
INTERNOTES										
CPN 6.400% DUE 08/15/19										
DTD 08/13/09 FC 02/15/10										
Moody BAA2, S&P A-										
CUSIP 06050WBP9										
Acquired 03/02/11 L nc	1.10	25,000	108.89	27,227.50	114.9610	28,740.25	1,512.75	604.44	1,600.00	5.56

FLORIA V. LASKY TTEE
 ALLEN GREENBERG TTEE ET AL
 U/W THE JEROME ROBBINS
 FOUNDATION INC.
 DECEMBER 1 - DECEMBER 31, 2013
 ACCOUNT NUMBER 5654-4944

Fixed Income Securities
Corporate Bonds continued

DESCRIPTION	% OF ACCOUNT	QUANTITY	ADJ PRICE/ ORIG PRICE	ADJ COST/ ORIG COST	CURRENT PRICE	CURRENT MARKET VALUE	UNREALIZED GAIN/LOSS	ACCRUED INTEREST	ESTIMATED	
									ANNUAL INCOME	ANNUAL YIELD (%)
BOEING CO SR UNSECURED CPN 4.875% DUE 02/15/20 DTD 07/28/09 FC 02/15/10 Moody A2, S&P A CUSIP 097023AZ8 Acquired 04/23/10 L nc	3.22	75,000	104.94	78,711.50	111.9600	83,970.00	5,258.50	1,381.25	3,656.25	4.35
JPMORGAN CHASE & CO MEDIUM TERM FLOAT RATE NOTE CPN 2.625% DUE 10/29/20 DTD 10/29/10 FC 01/31/11 Moody A3, S&P A CUSIP 48124AS32 Acquired 10/22/10 L nc	0.97	25,000	99.50	24,880.00	101.0600	25,265.00	385.00	N/A	656.25	2.59
ATLANTIC RICHFIELD CO DEBENTURE NON CALL LIFE CPN 8.250% DUE 02/01/22 DTD 02/01/92 FC 08/01/92 Moody A2, S&P A CUSIP 048825BA0 Acquired 08/04/10 L nc	1.18	25,000	109.50	27,380.00	123.4000	30,850.00	3,470.00	859.38	2,062.50	6.68
U S WEST COMMUNICATIONS DEBENTURES NON CALL LIFE CPN 7.250% DUE 09/15/25 DTD 09/15/95 FC 03/15/96 Moody BAA3, S&P BBB- CUSIP 912920AK1 Acquired 12/31/13 S nc	2.03	50,000	109.75	54,881.00	105.8160	52,908.00	-1,973.00	1,067.36	3,625.00	6.85
Total Corporate Bonds	13.65	318,000		\$342,202.26		\$356,105.86	\$13,903.60	\$5,590.54	\$18,500.00	5.20

nc Cost information for this tax lot is not covered by IRS reporting requirements. Unless indicated, cost for all other lots will be reported to the IRS.



FLORIA V. LASKY TTEE
 ALLEN GREENBERG TTEE ET AL
 U/W THE JEROME ROBBINS
 FOUNDATION INC.
 DECEMBER 1 - DECEMBER 31, 2013
 ACCOUNT NUMBER 5654-4944

Fixed Income Securities

Taxable Municipal Bonds

DESCRIPTION	% OF ACCOUNT	QUANTITY	ADJ PRICE/ ORIG PRICE	ADJ COST/ ORIG COST	CURRENT PRICE	CURRENT MARKET VALUE	UNREALIZED GAIN/LOSS	ACCRUED INTEREST	ESTIMATED	
									ANNUAL INCOME	ANNUAL YIELD (%)
NEW JERSEY ECONOMIC DEV AUTH ST PENSION FDG REV SER B CPN 0.000% DUE 02/15/17 DTD 06/30/97 Moody A1 S&P A+ CUSIP 645913AV6 Acquired 03/19/12 L nc	0.87	25,000	88.28 82.71	22,070.44 20,684.00	90.6230	22,655.75	585.31	N/A	N/A	N/A
Total Taxable Municipal Bonds	0.87	25,000		\$22,070.44 \$20,684.00		\$22,655.75	\$585.31			

nc Cost information for this tax lot is not covered by IRS reporting requirements. Unless indicated, cost for all other lots will be reported to the IRS.

Certificates of Deposit

Long-term certificates of deposit (maturity beyond one year from date of issue) are priced using a market value pricing model.

DESCRIPTION	% OF ACCOUNT	QUANTITY	ADJ PRICE/ ORIG PRICE	ADJ COST/ ORIG COST	CURRENT PRICE	CURRENT MARKET VALUE	UNREALIZED GAIN/LOSS	ACCRUED INTEREST	ESTIMATED	
									ANNUAL INCOME	ANNUAL YIELD (%)
AMERICAN EXPRESS FSB CD * SALT LAKE CITY UT ACT/365 FDIC INSURED CPN 3.500% DUE 02/11/14 DTD 02/11/09 FC 08/11/09 CUSIP 02580VFL4 Acquired 09/09/13 S nc	1.92	50,000	101.24	50,629.04	100.2790	50,139.50	-489.54	685.62	1,750.00	3.49
SOUTHWEST BK CD ST LOUIS MO ACT/365 FDIC INSURED CPN 4.100% DUE 02/13/15 DTD 02/15/08 FC 08/15/08 CUSIP 844776DU5 Acquired 02/24/10 L nc	3.20	81,000	105.65	85,581.50	103.0960	83,507.76	-2,073.74	1,264.71	3,321.00	3.97

FLORIA V. LASKY TTEE
 ALLEN GREENBERG TTEE ET AL
 U/W THE JEROME ROBBINS
 FOUNDATION INC.
 DECEMBER 1 - DECEMBER 31, 2013
 ACCOUNT NUMBER 5654-4944

Fixed Income Securities
Certificates of Deposit continued

DESCRIPTION	% OF ACCOUNT	QUANTITY	ADJ PRICE/ ORIG PRICE	ADJ COST/ ORIG COST	CURRENT PRICE	CURRENT MARKET VALUE	UNREALIZED GAIN/LOSS	ACCRUED INTEREST	ESTIMATED	
									ANNUAL INCOME	ANNUAL YIELD (%)
AMERICAN EXP BK FSB CD SALT LK CITY UT ACT/365 FDIC INSURED CPN 3.750% DUE 03/18/16 DTD 03/18/09 FC 09/18/09 CUSIP 02580VHX6 Acquired 08/24/10 L nc	3.95	98,000	106.21	104,099.36	105.1310	103,028.38	-1,070.98	1,057.19	3,675.00	3.56
MORTON COMMUNITY BANK CD MORTON IL ACT/365 FDIC INSURED CPN 3.300% DUE 05/04/16 DTD 09/04/09 FC 10/04/09 CUSIP 619165FA6 Acquired 09/14/10 L nc	1.08	27,000	104.38	28,189.57	104.5800	28,236.60	47.03	68.35	891.00	3.15
MORTON CMNTY BANK CD MORTON IL ACT/365 FDIC INSURED CPN 3.400% DUE 07/25/16 DTD 08/24/09 FC 09/24/09 CUSIP 619165ES8 Acquired 12/08/10 L nc	3.02	75,000	104.48	78,366.65	104.8950	78,671.25	304.60	55.89	2,550.00	3.24
GE MONEY BANK CD SALT LAKE CITY UT ACT/365 FDIC INSURED CPN 5.350% DUE 11/06/18 DTD 11/06/08 FC 05/06/09 CUSIP 36159SDD0 Acquired 08/04/10 L nc	2.14	50,000	113.49	56,754.99	111.7760	55,888.00	-866.99	425.75	2,775.00	4.96
PROVIDENCE BANK CD ROCK MOUNTAIN NC ACT/365 FDIC INSURED CPN 3.750% DUE 04/15/19 DTD 04/15/09 FC 05/15/09 CUSIP 743738AK2 Acquired 08/24/10 L nc	1.35	34,000	104.37	35,490.88	103.8700	35,315.80	-175.08	59.38	1,275.00	3.61

FLORIA V. LASKY TTEE
 ALLEN GREENBERG TTEE ET AL
 U/W THE JEROME ROBBINS
 FOUNDATION INC.
 DECEMBER 1 - DECEMBER 31, 2013
 ACCOUNT NUMBER 5654-4944

Fixed Income Securities
Certificates of Deposit continued

DESCRIPTION	% OF ACCOUNT	QUANTITY	ADJ PRICE/ ORIG PRICE	ADJ COST/ ORIG COST	CURRENT PRICE	CURRENT MARKET VALUE	UNREALIZED GAIN/LOSS	ACCRUED INTEREST	ESTIMATED	
									ANNUAL INCOME	ANNUAL YIELD (%)
TOYOTA FINL SVGS BK CD HENDERSON NV ACT/365 FDIC INSURED CPN 3.850% DUE 04/16/19 DTD 04/16/09 FC 10/16/09 CUSIP 89235MNC9 Acquired 08/19/10 L nc	1.60	40,000	105.14	42,063.52	104.4880	41,795.20	-268.32	324.88	1,540.00	3.68
HSBC BANK USA N A CD MCLEAN VA ACT/365 CALLABLE FDIC INSURED CPN 4.150% DUE 09/30/19 DTD 09/30/09 FC 03/30/10 CALL 09/30/14 @ 100.000 CUSIP 40431AG71 Acquired 02/22/10 L nc	3.72	95,000	100.58	95,557.14	102.1770	97,068.15	1,511.01	1,004.53	3,942.50	4.06
TRADITIONAL BK INC CD MT STERLING KY ACT/365 FDIC INSURED CPN 3.500% DUE 11/29/19 DTD 11/30/09 FC 12/30/09 CUSIP 89288YAS4 Acquired 09/15/10 L nc	3.53	90,000	102.69	92,432.48	102.2130	91,991.70	-440.78	17.26	3,150.00	3.42
Total Certificates of Deposit	25.51	640,000		\$669,165.13		\$665,642.34	-\$3,522.79	\$4,963.56	\$24,869.50	3.74

^ Denotes Certificate of Deposit with a maturity date in the next 60 days. Please contact us for further investment opportunities or any assistance.
 nc Cost information for this tax lot is not covered by IRS reporting requirements. Unless indicated, cost for all other lots will be reported to the IRS.

FLORIA V. LASKY TTEE
 ALLEN GREENBERG TTEE ET AL
 U/W THE JEROME ROBBINS
 FOUNDATION INC.
 DECEMBER 1 - DECEMBER 31, 2013
 ACCOUNT NUMBER 5654-4944

Fixed Income Securities

Foreign Bonds

Foreign Fixed Income securities may be denominated in currencies other than US dollars. If you own securities denominated in a foreign currency, the figures displayed for "Estimated Accrued Interest" and "Estimated Annual Income" below are in the foreign currency, not US dollars. As a result, the figures shown in "Estimated Annual Yield" are not accurate for bonds denominated in foreign currency. Please contact Your Financial Advisor if you own a Foreign Fixed Income security that is denominated in other than US dollars and have additional questions

DESCRIPTION	% OF ACCOUNT	QUANTITY	ADJ PRICE/ ORIG PRICE	ADJ COST/ ORIG COST	CURRENT PRICE	CURRENT MARKET VALUE	UNREALIZED GAIN/LOSS	ESTIMATED		
								ACCRUED INTEREST	ANNUAL INCOME	ANNUAL YIELD (%)
ROYAL BK OF SCOTLAND PLC										
NOTES										
MEDIUM TERM NOTE										
CPN 4.000% DUE 04/15/16										
DTD 04/21/11 FC 05/15/11										
Moody A3 . S&P A-										
CUSIP 78011RBL6										
Acquired 04/18/11 L nc	0.98	25,000	100.00	25,000.00	102.5030	25,625.75	625.75	44.44	1,000.00	3.90
SHELL INTERNATIONAL FIN										
COMPANY GTD										
CPN 4.300% DUE 09/22/19										
DTD 09/22/09 FC 03/22/10										
Moody AA1 . S&P AA										
CUSIP 822582AJ1										
Acquired 04/29/10 L nc	4.20	100,000	101.38	101,388.00	109.6750	109,675.00	8,287.00	1,182.50	4,300.00	3.92
CREDIT SUISSE										
SUBORDINATE NOTES										
CPN 5.400% DUE 01/14/20										
DTD 01/14/10 FC 07/14/10										
Moody BAA2 . S&P BBB										
CUSIP 22546QAD9										
Acquired 04/15/11 L nc	1.06	25,000	102.75	25,692.75	110.9940	27,748.50	2,055.75	626.25	1,350.00	4.86



FLORIA V. LASKY TTEE
 ALLEN GREENBERG TTEE ET AL
 U/W THE JEROME ROBBINS
 FOUNDATION INC.
 DECEMBER 1 - DECEMBER 31, 2013
 ACCOUNT NUMBER 5654-4944

Fixed Income Securities
Foreign Bonds continued

DESCRIPTION	% OF ACCOUNT	QUANTITY	ADJ PRICE/ ORIG PRICE	ADJ COST/ ORIG COST	CURRENT PRICE	CURRENT MARKET VALUE	UNREALIZED GAIN/LOSS	ACCRUED INTEREST	ESTIMATED	
									ANNUAL INCOME	ANNUAL YIELD (%)
LLOYDS BANK PLC BANK GTD										
CPN 6.375% DUE 01/21/21										
DTD 01/21/11 FC 07/21/11										
Moody A2, S&P A										
CUSIP 539473AH1										
Acquired 03/09/11 L nc	2.21	50,000	103.53	51,770.50	115.4550	57,727.50	5,957.00	1,416.67	3,187.50	5.52
Total Foreign Bonds	8.46	200,000		\$203,851.25		\$220,776.75	\$16,925.50	\$3,269.86	\$9,837.50	4.46
Total Fixed Income Securities	48.49			\$1,237,289.08		\$1,265,180.70	\$27,891.62	\$13,823.96	\$53,207.00	4.21

nc Cost information for this tax lot is not covered by IRS reporting requirements. Unless indicated, cost for all other lots will be reported to the IRS.

Preferreds/Fixed Rate Cap Securities

DESCRIPTION	% OF ACCOUNT	QUANTITY	ADJ PRICE/ ORIG PRICE	ADJ COST/ ORIG COST	CURRENT PRICE	CURRENT MARKET VALUE	UNREALIZED GAIN/LOSS	ESTIMATED	
								ANNUAL INCOME	ANNUAL YIELD (%)
ALLSTATE CORP 6.75% PFD									
SERIES C NON-CUMULATIVE									
PERP 1ST CALL 10/15/18									
ALL C									
Acquired 09/23/13 S	1.23	1,250	25.00	31,250.00	25.6500	32,062.50	812.50	2,110.00	6.58
CITIGROUP 7.125% PFD									
FIX-FLOAT NON CUM PERP									
CALLABLE 09/30/23									
C J									
Acquired 09/13/13 S	1.99	2,000	25.00	50,000.00	25.9400	51,880.00	1,880.00	3,562.00	6.86
DEUTSCHE BANK 8.05% PFD									
CONT CAP TR V									
CALL STARTING 6/30/2018									
DKT									
Acquired 05/01/08 L nc	1.54	1,500	25.00	37,500.00	26.7000	40,050.00	2,550.00	3,018.00	7.53

FLORIA V. LASKY TTEE
 ALLEN GREENBERG TTEE ET AL
 UJW THE JEROME ROBBINS
 FOUNDATION INC.
 DECEMBER 1 - DECEMBER 31, 2013
 ACCOUNT NUMBER 5654-4944

Preferreds/Fixed Rate Cap Securities

DESCRIPTION	% OF ACCOUNT	QUANTITY	ADJ PRICE/ ORIG PRICE	ADJ COST/ ORIG COST	CURRENT PRICE	CURRENT MARKET VALUE	UNREALIZED GAIN/LOSS	ANNUAL INCOME	ANNUAL YIELD (%)
FIRST REP BANK 7.00% PFD SER E NON-CUMULATIVE PERP 1ST CALL 12/28/2018 FRC'E	1.97	2,000	25.00	50,000.00	25.6800	51,360.00	1,360.00	3,500.00	6.81
MERRILL LYNCH PFD CAP 7% TRUST III PERPET TOPRS CALLABLE 03/30/08 MER'D									
Acquired 10/12/09 L nc		1,160	19.74	22,990.50		29,150.80	6,160.30		
Acquired 10/12/09 L nc		100	19.74	1,987.53		2,513.00	525.47		
Total	1.21	1,260		\$24,978.03	25.1300	\$31,663.80	\$6,685.77	\$2,205.00	6.96
NEXTERA ENERGY 5% PFD CAP HLDGS-JR SUB DEB-J MTY1/15/73 CALL 01/15/18 NEE J	1.40	2,000	25.00	50,000.00	18.2600	36,520.00	-13,480.00	2,500.00	6.84
Acquired 01/15/13 S nc									
SCE TRUST II 5.1% PFD TRUST PREFERENCE SECS PERP-CALL 03/15/18 SCE'G	1.06	1,500	25.00	37,500.00	18.4400	27,660.00	-9,840.00	1,912.50	6.91
Acquired 01/24/13 S									
WELLS FARGO 6.625% PFD FIX TO FLTG NON-CUM PERP CALLABLE 3/15/24 WFC'R	1.97	2,000	25.00	50,000.00	25.7200	51,440.00	1,440.00	3,312.00	6.43
Acquired 12/11/13 S nc									
Total Preferreds/Fixed Rate Cap Securities	12.37			\$331,228.03		\$322,636.30	-\$8,591.73	\$22,119.50	6.86

nc Cost information for this tax lot is not covered by IRS reporting requirements. Unless indicated, cost for all other lots will be reported to the IRS.

FORM 990-PF OTHER INVESTMENTS STATEMENT 12

DESCRIPTION	VALUATION METHOD	BOOK VALUE	FAIR MARKET VALUE
GNMA PL #572931X	COST	9,385.	4,406.
GOLDSTEIN CAPITAL BOND PORTFOLIO	COST		
OFFSHORE FUND		256,445.	609,683.
J. ROBBINS COPYRIGHT INTERESTS	COST	6,343,802.	6,343,802.
LESS: COPYRIGHT AMORTIZATION - ACCUMULATED	COST	<1,826,388.>	<1,826,388.>
LESS: COPYRIGHT AMORTIZATION - CURRENT	COST	<126,876.>	<126,876.>
TOTAL TO FORM 990-PF, PART II, LINE 13		4,656,368.	5,004,627.

FORM 990-PF OTHER ASSETS STATEMENT 13

DESCRIPTION	BEGINNING OF YR BOOK VALUE	END OF YEAR BOOK VALUE	FAIR MARKET VALUE
ADDITIONAL INVESTMENT - DUNE ROAD	607,623.	645,099.	645,099.
PERSONAL PROPERTY	10,695.	10,695.	10,695.
REAL ESTATE LOCATED AT 139 DUNE ROAD	68,611.	68,611.	68,611.
TEVYE COMPANY	83,404.	83,404.	83,404.
ARBUTUS SHOPPING CENTER L.P	<79,130.>	<109,640.>	303,244.
OFFICE SECURITY DEPOSIT	18,414.	18,677.	18,677.
POWERSHARES DB COMMODITY	90,728.	82,504.	82,504.
DIVIDEND IN TRANSIT	4,482.	0.	0.
TO FORM 990-PF, PART II, LINE 15	804,827.	799,350.	1,212,234.

FORM 990-PF

LIST OF SUBSTANTIAL CONTRIBUTORS
PART VII-A, LINE 10

STATEMENT 14

NAME OF CONTRIBUTOR

ADDRESS

ROCKEFELLER BROTHER FUND

475 RIVERSIDE DRIVE
NEW YORK, NY 10115

FORM 990-PF

GRANT APPLICATION SUBMISSION INFORMATION
PART XV, LINES 2A THROUGH 2D

STATEMENT 15

NAME AND ADDRESS OF PERSON TO WHOM APPLICATIONS SHOULD BE SUBMITTED

CHRISTOPHER PENNINGTON
156 WEST 56TH STREET, 9TH FLOOR
NEW YORK, NY 10019

TELEPHONE NUMBER

212-367-8956

FORM AND CONTENT OF APPLICATIONS

APPLICATIONS SHOULD INCLUDE A COMPLETE DESCRIPTION OF THE ORGANIZATION,
SOURCES OF FUNDING, FINANCIAL INFORMATION AND TAX EXEMPT STATUS. FOR MORE
DETAILED INSTRUCTIONS SEE WWW.JEROMEROBBINS.ORG

ANY SUBMISSION DEADLINES

NONE

RESTRICTIONS AND LIMITATIONS ON AWARDS

NONE

JEROME ROBBINS FOUNDATION
 EIN 13-6021425
 FORM 990PF PAGE 11 PART XV

Annual Contributions 2013
 1/1/2013 through 12/31/2013

Organization	Date	Description	Cash
AIDS Organizations	2/14/2013	Bailey House	(7,500)
	2/14/2013	Friends in Deed	(4,750)
	2/14/2013	Gay Men's Health Crisis	(10,000)
	2/14/2013	God's Love We Deliver	(2,000)
	2/14/2013	Harlem United Community AIDS Center Inc	(10,000)
	2/14/2013	The Actor's Fund	(5,000)
	2/14/2013	The Alpha Workshops	(6,750)
	2/14/2013	Thursday's Child of Long Island	(5,000)
Dance	5/23/2013	Alvin Ailey Dance Foundation	(5,000)
	2/14/2013	American Ballet Theatre	(30,000)
	2/14/2013	American Friends of Paris Opera & Ballet	(15,000)
	3/12/2013	Artspire, A Program of NYFA (Piano Upstairs)	(10,000)
	5/23/2013	Ballet Arizona	(7,500)
	4/30/2013	Ballet Collective	(5,000)
	8/14/2013	Ballet NY	(1,500)
	5/23/2013	Ballet Tech School	(8,000)
	4/30/2013	Ballet West	(10,000)
	4/30/2013	Boston Ballet	(17,500)
	5/23/2013	Carolina Ballet	(5,000)
	4/30/2013	Chez Bushwick	(2,500)
	5/23/2013	Doug Varone And Dancers	(2,500)
	4/30/2013	Fractured Atlas - Amber Sloan	(1,200)
	4/30/2013	Houston Ballet	(12,500)
	2/14/2013	Hubbard Street Dance	(5,000)
	2/14/2013	Jennifer Muller / The Works	(2,500)
	5/23/2013	Jessica Lang Dance	(5,000)
	2/14/2013	Joffrey Ballet	(15,000)
	4/30/2013	Jose Limon Dance Foundation	(5,000)
	4/30/2013	Kansas City Ballet	(15,000)
	4/30/2013	Keigwam + Company	(2,500)
	8/14/2013	Koresh Dance Company	(2,500)
	5/23/2013	Lar Lubovitch Dance Company	(1,500)
	2/14/2013	Mark Morris Dance Company	(5,000)
	5/23/2013	Martha Graham Center of Contemporary Dan	(10,000)
	8/14/2013	Miami City Ballet	(15,000)
	8/26/2013	Nevada Ballet Theatre	(5,000)
	1/15/2013	New Chamber Ballet/The Field	(1,500)
	3/12/2013	New York City Ballet	(10,000)
4/30/2013	New York City Ballet	(100,000)	
8/14/2013	New York Theater Ballet	(2,500)	
6/13/2013	Oregon Ballet Theatre	(20,000)	
5/23/2013	Pacific Northwest Ballet	(15,000)	
4/30/2013	Paul Taylor Dance Company	(7,500)	
8/26/2013	Pennsylvania Ballet	(15,000)	
8/26/2013	Richmond Ballet	(5,000)	
2/14/2013	Shen Wei Dance Arts	(2,500)	
2/14/2013	St Louis Ballet	(10,000)	

JEROME ROBBINS FOUNDATION
 EIN 13-6021425
 FORM 990PF PAGE 11 PART XV

Annual Contributions 2013
 1/1/2013 through 12/31/2013

	4/30/2013 The Bang Group	(20,000)
	3/12/2013 Tom Gold Dance	(2,500)
	2/14/2013 Trey McIntyre Project	(7,500)
	4/16/2013 Trey McIntyre Project	(500)
	5/23/2013 Washington Ballet	(7,500)
Jerome Robbins Prize	2/15/2013 Chita Rivera	(35,000)
	2/15/2013 Harold Prince	(35,000)
	2/15/2013 Stephen Sondheim	(35,000)
New Essential Work	5/13/2013 Ballet X	(25,000)
	1/15/2013 Brian Brooks	(10,000)
	8/2/2013 Carolina Ballet	(15,000)
	3/12/2013 Foundation for Independent Artists (John Heg)	(10,000)
	2/14/2013 Grand Rapids Ballet	(15,000)
	3/12/2013 Jessica Lang Dance	(10,000)
	9/13/2013 Orchestra of St Luke's	(20,000)
Others	6/19/2013 Al Hirschfield Foundation	(2,000)
	5/24/2013 Arts In the Armed Forces	(1,500)
	5/23/2013 Career Transition For Dancers	(7,500)
	5/23/2013 Circle In The Square Theatre School	(7,000)
	2/14/2013 FECS / Haym Salomon Division	(10,000)
	4/24/2013 Foundation for Jewish Culture	(4,000)
	7/19/2013 Foundation for Jewish Culture	(1,000)
	2/14/2013 Greene Space / New York Public Radio	(10,000)
	5/23/2013 Hemsley Lighting Programs	(7,500)
	12/17/2013 Manhattan Youth Ballet	(2,500)
	2/14/2013 National Dance Institute	(10,000)
	4/30/2013 Pentacle	(5,000)
	2/14/2013 The Field	(10,000)
	9/9/2013 The Field	(5,000)
	2/14/2013 Words On Dance	(1,500)
	4/30/2013 Young Audiences New Jersey	(5,000)
	2/14/2013 Young Audiences New Jersey	(5,000)
Performing Arts Institutions & Projects	3/21/2013 American Dance Festival	(2,500)
	5/8/2013 Apollo Arts Initiative Foundation	(1,000)
	4/9/2013 Baryshnikov Arts Center	(40,000)
	4/30/2013 Baryshnikov Arts Center	(30,000)
	8/28/2013 Baryshnikov Arts Center	(2,500)
	6/13/2013 Brooklyn Academy Of Music	(71,429)
	8/14/2013 Brooklyn Arts Exchange	(2,500)
	5/23/2013 Dance New Amsterdam	(5,000)
	2/14/2013 Dance NYC	(2,500)
	8/26/2013 Dance NYC	(10,000)
	2/14/2013 Dance Now/NYC	(5,000)
	2/15/2013 Danspace Project	(10,000)
	4/30/2013 Dixon Place	(12,500)
	5/1/2013 Gibney Dance Center	(10,000)

JEROME ROBBINS FOUNDATION

EIN 13-6021425

FORM 990PF PAGE 11 PART XV

Annual Contributions 2013

1/1/2013 through 12/31/2013

2/14/2013 Jacob's Pillow Dance	(5,000)
2/14/2013 Joyce Theatre	(45,000)
3/21/2013 Joyce Theatre	(5,000)
1/15/2013 Joyce Theatre	(1,500)
5/23/2013 La MaMa Experimental Theatre Club	(10,000)
4/30/2013 Manhattan Youth Ballet	(2,500)
5/23/2013 McCarter Theatre Center	(7,500)
8/26/2013 New York City Center	(25,000)
12/11/2013 New York City Center	(50,000)
8/14/2013 New York Live Arts	(5,000)
12/26/2013 New York Live Arts	(15,000)
1/15/2013 New York Public Library For The Performing A	(66,666)
3/12/2013 New York Public Library For The Performing A	(5,000)
9/19/2013 Performance Space 122	(10,000)
5/23/2013 Remi Arts Inc	(8,000)
2/12/2013 The Kitchen	(5,000)
4/30/2013 Vail Valley Foundation	(10,000)
5/23/2013 Works & Process	(10,000)

Scholarships & Fellowships

2/14/2013 Bogliasco Foundation	(10,000)
5/22/2013 Brearley School	(1,500)
8/14/2013 Rock School For Dance Education	(12,500)
8/26/2013 School Of American Ballet	(40,000)

Theater

8/14/2013 Atlantic Theater	(5,000)
5/23/2013 Children's Shakespeare Theatre	(10,000)
2/14/2013 Clubbed Thumb	(7,500)
6/10/2013 Creative Place International	(2,500)
5/23/2013 Ensemble Studio Theatre	(5,000)
6/4/2013 Eugene O'Neill Theatre	(15,000)
2/14/2013 Foundry Theatre	(5,000)
3/5/2013 Fractured Atlas - American Song	(15,000)
4/30/2013 Gotham Chamber Opera	(7,500)
5/23/2013 Lark Play Development Center	(2,500)
1/15/2013 Lincoln Center Theatre	(10,000)
5/23/2013 Manhattan Theatre Club	(7,500)
4/30/2013 National Yiddish Theatre	(4,000)
4/30/2013 New Dramatists	(2,500)
5/23/2013 New York Theatre Workshop	(5,000)
8/14/2013 Old Globe Theatre	(7,500)
2/14/2013 Pearl Theatre Company	(8,500)
4/30/2013 Peculiar Works Project	(5,000)
2/14/2013 Playwrights Horizons	(7,500)
5/23/2013 Prospect Theatre Company	(2,500)
4/30/2013 Queens Theatre	(7,500)
4/30/2013 Repertorio Espanol	(2,500)
5/23/2013 Ripe Time	(7,500)
5/23/2013 Second Stage Theatre	(7,500)

JEROME ROBBINS FOUNDATION
EIN 13-6021425
FORM 990PF PAGE 11 PART XV

Annual Contributions 2013
1/1/2013 through 12/31/2013

	2/14/2013 Signature Theatre Company	(7,500)
	4/30/2013 Soho Repertory Theatre	(5,000)
	4/30/2013 St Ann's Warehouse	(7,500)
	8/14/2013 Target Margin Theatre	(2,500)
	2/14/2013 The Civilians	(7,500)
	5/23/2013 The Public	(5,000)
	5/23/2013 TheatreWorksUSA	(5,000)
	5/23/2013 Transport Group	(7,500)
	5/23/2013 Vineyard Theatre	(5,000)
	5/23/2013 New York Theatre Company	(7,500)
	1/7/2013 American Dance Machine for 21st Century	(10,000)
	3/12/2013 Vanguard Direct	(363)
	10/9/2013 Dance Notation Bureau	(1,000)
	12/6/2013 Eakins Press Foundation	(1,000)
	12/11/2013 Company Stefanie Batten Bland	(2,000)
	12/11/2013 The Academy of Motion Pictures and Sciences	(5,000)
	12/26/2013 The Yark	(5,000)
Grant	9/30/2013 Living Archives	(10,000)
TOTAL		<u>(1,614,158)</u>

Application for Extension of Time To File an Exempt Organization Return

Department of the Treasury
Internal Revenue Service

▶ File a separate application for each return.

▶ Information about Form 8868 and its instructions is at www.irs.gov/form8868.

- If you are filing for an **Automatic 3-Month Extension**, complete only **Part I** and check this box
- If you are filing for an **Additional (Not Automatic) 3-Month Extension**, complete only **Part II** (on page 2 of this form)

Do not complete Part II unless you have already been granted an automatic 3-month extension on a previously filed Form 8868.

Electronic filing (e-file) - You can electronically file Form 8868 if you need a 3 month automatic extension of time to file (6 months for a corporation required to file Form 990-T), or an additional (not automatic) 3-month extension of time. You can electronically file Form 8868 to request an extension of time to file any of the forms listed in Part I or Part II with the exception of Form 8870, Information Return for Transfers Associated With Certain Personal Benefit Contracts, which must be sent to the IRS in paper format (see instructions). For more details on the electronic filing of this form, visit www.irs.gov/efile and click on *e-file for Charities & Nonprofits*.

Part I Automatic 3-Month Extension of Time. Only submit original (no copies needed).

A corporation required to file Form 990-T and requesting an automatic 6-month extension - check this box and complete

Part I only

All other corporations (including 1120-C filers), partnerships, REMICs, and trusts must use Form 7004 to request an extension of time to file income tax returns

Enter filer's identifying number

Type or print	Name of exempt organization or other filer, see instructions JEROME ROBBINS FOUNDATION	Employer identification number (EIN) or 13-6021425
File by the due date for filing your return. See instructions	Number, street, and room or suite no. If a P.O. box, see instructions 156 WEST 56TH STREET, SUITE 900	Social security number (SSN)
	City, town or post office, state, and ZIP code. For a foreign address, see instructions NEW YORK, NY 10019	

Enter the Return code for the return that this application is for (file a separate application for each return)

0 4

Application Is For	Return Code	Application Is For	Return Code
Form 990 or Form 990-EZ	01	Form 990-T (corporation)	07
Form 990-BL	02	Form 1041-A	08
Form 4720 (individual)	03	Form 4720 (other than individual)	09
Form 990-PF	04	Form 5227	10
Form 990-T (sec. 401(a) or 408(a) trust)	05	Form 6069	11
Form 990-T (trust other than above)	06	Form 8870	12

CHRISTOPHER PENNINGTON

- The books are in the care of ▶ **156 WEST 56TH STREET, 9TH FLOOR - NEW YORK, NY 10019**
Telephone No ▶ **(212) 367-8956** Fax No ▶ _____

- If the organization does not have an office or place of business in the United States, check this box
- If this is for a Group Return, enter the organization's four digit Group Exemption Number (GEN) _____ If this is for the whole group, check this box If it is for part of the group, check this box and attach a list with the names and EINs of all members the extension is for.

1 I request an automatic 3-month (6 months for a corporation required to file Form 990-T) extension of time until **AUGUST 15, 2014**, to file the exempt organization return for the organization named above. The extension is for the organization's return for:
▶ calendar year **2013** or
▶ tax year beginning _____, and ending _____

2 If the tax year entered in line 1 is for less than 12 months, check reason Initial return Final return
 Change in accounting period

3a If this application is for Forms 990-BL, 990-PF, 990-T, 4720, or 6069, enter the tentative tax, less any nonrefundable credits. See instructions.	3a	\$	18,144.
b If this application is for Forms 990-PF, 990-T, 4720, or 6069, enter any refundable credits and estimated tax payments made. Include any prior year overpayment allowed as a credit.	3b	\$	8,644.
c Balance due. Subtract line 3b from line 3a. Include your payment with this form, if required, by using EFTPS (Electronic Federal Tax Payment System). See instructions.	3c	\$	9,500.

Caution. If you are going to make an electronic funds withdrawal (direct debit) with this Form 8868, see Form 8453-EO and Form 8879-EO for payment instructions.

• If you are filing for an **Additional (Not Automatic) 3-Month Extension**, complete only **Part II** and check this box

Note. Only complete Part II if you have already been granted an automatic 3-month extension on a previously filed Form 8868

• If you are filing for an **Automatic 3-Month Extension**, complete only **Part I** (on page 1)

Part II Additional (Not Automatic) 3-Month Extension of Time. Only file the original (no copies needed)

Enter filer's identifying number, see instructions

Type or print File by the due date for filing your return See instructions	Name of exempt organization or other filer, see instructions. JEROME ROBBINS FOUNDATION	Employer identification number (EIN) or 13-6021425
	Number, street, and room or suite no. If a P.O. box, see instructions. 156 WEST 56TH STREET, SUITE 900	Social security number (SSN)
	City, town or post office, state, and ZIP code. For a foreign address, see instructions NEW YORK, NY 10019	

Enter the Return code for the return that this application is for (file a separate application for each return)

04

Application Is For	Return Code	Application Is For	Return Code
Form 990 or Form 990-EZ	01		
Form 990-BL	02	Form 1041-A	08
Form 4720 (individual)	03	Form 4720 (other than individual)	09
Form 990-PF	04	Form 5227	10
Form 990-T (sec 401(a) or 408(a) trust)	05	Form 6069	11
Form 990-T (trust other than above)	06	Form 8870	12

STOP! Do not complete Part II if you were not already granted an automatic 3-month extension on a previously filed Form 8868.

CHRISTOPHER PENNINGTON

• The books are in the care of **156 WEST 56TH STREET, 9TH FLOOR - NEW YORK, NY 10019**

Telephone No **(212) 367-8956**

Fax No

• If the organization does not have an office or place of business in the United States, check this box

• If this is for a Group Return, enter the organization's four digit Group Exemption Number (GEN) _____ If this is for the whole group, check this box If it is for part of the group, check this box and attach a list with the names and EINs of all members the extension is for

4 I request an additional 3 month extension of time until **NOVEMBER 15, 2014**

5 For calendar year **2013**, or other tax year beginning _____, and ending _____

6 If the tax year entered in line 5 is for less than 12 months, check reason Initial return Final return

Change in accounting period

7 State in detail why you need the extension

ALL INFORMATION REQUIRED TO FILE A COMPLETE AND ACCURATE RETURN IS NOT YET AVAILABLE.

8a If this application is for Forms 990-BL, 990-PF, 990-T, 4720, or 6069, enter the tentative tax, less any nonrefundable credits See instructions	8a	\$	18,144.
b If this application is for Forms 990-PF, 990-T, 4720, or 6069, enter any refundable credits and estimated tax payments made Include any prior year overpayment allowed as a credit and any amount paid previously with Form 8868	8b	\$	18,144.
c Balance due. Subtract line 8b from line 8a Include your payment with this form, if required, by using EFTPS (Electronic Federal Tax Payment System). See instructions	8c	\$	0.

Signature and Verification must be completed for Part II only.

Under penalties of perjury, I declare that I have examined this form, including accompanying schedules and statements, and to the best of my knowledge and belief, it is true, correct, and complete, and that I am authorized to prepare this form.

Signature

Title **OFFICER**

Date