



See a Social Security Number? Say Something!
Report Privacy Problems to <https://public.resource.org/privacy>
Or call the IRS Identity Theft Hotline at 1-800-908-4490



Form **990-PF**

Department of the Treasury
Internal Revenue Service

Return of Private Foundation

or Section 4947(a)(1) Trust Treated as Private Foundation

Do not enter Social Security numbers on this form as it may be made public. By law, the IRS cannot redact the information on the form.

Information about Form 990-PF and its instructions is at www.irs.gov/form990pf.

OMB No 1545-0052

2013

Open to Public Inspection

For calendar year 2013, or tax year beginning 01-01-2013 , and ending 12-31-2013

Name of foundation THE KILTS FAMILY FOUNDATION		A Employer identification number 13-4147482	
% C/O JOHN JUSTICE THE AYCO C		B Telephone number (see instructions) (518) 886-4221	
Number and street (or P O box number if mail is not delivered to street address) c/o the ayco co lp - PO BOX 860 Suite			
City or town, state or province, country, and ZIP or foreign postal code SARATOGA SPRINGS, NY 128660860		C If exemption application is pending, check here <input type="checkbox"/>	
G Check all that apply <div><input type="checkbox"/> Initial return <input type="checkbox"/> Final return <input type="checkbox"/> Address change</div> <div><input type="checkbox"/> Initial return of a former public charity <input type="checkbox"/> Amended return <input type="checkbox"/> Name change</div>		D 1. Foreign organizations, check here <input type="checkbox"/> 2. Foreign organizations meeting the 85% test, check here and attach computation <input type="checkbox"/>	
H Check type of organization <input checked="" type="checkbox"/> Section 501(c)(3) exempt private foundation <input type="checkbox"/> Section 4947(a)(1) nonexempt charitable trust <input type="checkbox"/> Other taxable private foundation		E If private foundation status was terminated under section 507(b)(1)(A), check here <input type="checkbox"/>	
I Fair market value of all assets at end of year (from Part II, col. (c), line 16) <input checked="" type="checkbox"/> \$ 14,298,269		F If the foundation is in a 60-month termination under section 507(b)(1)(B), check here <input type="checkbox"/>	
J Accounting method <input checked="" type="checkbox"/> Cash <input type="checkbox"/> Accrual <input type="checkbox"/> Other (specify) _____ (Part I, column (d) must be on cash basis.)			

Part I Analysis of Revenue and Expenses (The total of amounts in columns (b), (c), and (d) may not necessarily equal the amounts in column (a) (see instructions))		(a) Revenue and expenses per books	(b) Net investment income	(c) Adjusted net income	(d) Disbursements for charitable purposes (cash basis only)
Revenue	1 Contributions, gifts, grants, etc , received (attach schedule)	1,585,918			
	2 Check <input type="checkbox"/> if the foundation is not required to attach Sch B				
	3 Interest on savings and temporary cash investments	78	78		
	4 Dividends and interest from securities.	226,666	226,666		
	5a Gross rents				
	b Net rental income or (loss) _____				
	6a Net gain or (loss) from sale of assets not on line 10	1,628,009			
	b Gross sales price for all assets on line 6a 9,041,049				
	7 Capital gain net income (from Part IV, line 2) . . .		1,628,009		
	8 Net short-term capital gain				
	9 Income modifications				
	10a Gross sales less returns and allowances				
Operating and Administrative Expenses	b Less Cost of goods sold				
	c Gross profit or (loss) (attach schedule)				
	11 Other income (attach schedule)	88,694	88,694		
	12 Total. Add lines 1 through 11	3,529,365	1,943,447		
	13 Compensation of officers, directors, trustees, etc	0			
	14 Other employee salaries and wages				
	15 Pension plans, employee benefits				
	16a Legal fees (attach schedule).				
	b Accounting fees (attach schedule).				
	c Other professional fees (attach schedule)				
	17 Interest				
	18 Taxes (attach schedule) (see instructions)	32,856	2,856		
	19 Depreciation (attach schedule) and depletion . . .				
	20 Occupancy				
	21 Travel, conferences, and meetings				
	22 Printing and publications				
	23 Other expenses (attach schedule).	116,017	115,707		
	24 Total operating and administrative expenses.				
	Add lines 13 through 23	148,873	118,563		0
	25 Contributions, gifts, grants paid	298,750			298,750
	26 Total expenses and disbursements. Add lines 24 and 25	447,623	118,563		298,750
	27 Subtract line 26 from line 12				
	a Excess of revenue over expenses and disbursements	3,081,742			
	b Net investment income (if negative, enter -0-)		1,824,884		
	c Adjusted net income (if negative, enter -0-)				

Part II Balance Sheets		Attached schedules and amounts in the description column should be for end-of-year amounts only (See instructions)	Beginning of year	End of year	
			(a) Book Value	(b) Book Value	(c) Fair Market Value
Assets	1	Cash—non-interest-bearing	501,800	458,695	458,695
	2	Savings and temporary cash investments			
	3	Accounts receivable ▶ _____ Less allowance for doubtful accounts ▶ _____			
	4	Pledges receivable ▶ _____ Less allowance for doubtful accounts ▶ _____			
	5	Grants receivable			
	6	Receivables due from officers, directors, trustees, and other disqualified persons (attach schedule) (see instructions)			
	7	Other notes and loans receivable (attach schedule) ▶ _____ Less allowance for doubtful accounts ▶ _____			
	8	Inventories for sale or use			
	9	Prepaid expenses and deferred charges			
	10a	Investments—U S and state government obligations (attach schedule)			
	b	Investments—corporate stock (attach schedule)	9,233,098	10,498,793	12,175,717
	c	Investments—corporate bonds (attach schedule).			
	11	Investments—land, buildings, and equipment basis ▶ _____ Less accumulated depreciation (attach schedule) ▶ _____			
	12	Investments—mortgage loans			
	13	Investments—other (attach schedule)	654,305	1,479,845	1,656,854
	14	Land, buildings, and equipment basis ▶ _____ Less accumulated depreciation (attach schedule) ▶ _____			
Liabilities	15	Other assets (describe ▶ _____)	59,310	7,003	7,003
	16	Total assets (to be completed by all filers—see the instructions Also, see page 1, item I)	10,448,513	12,444,336	14,298,269
	17	Accounts payable and accrued expenses			
	18	Grants payable			
	19	Deferred revenue			
	20	Loans from officers, directors, trustees, and other disqualified persons			
	21	Mortgages and other notes payable (attach schedule)			
	22	Other liabilities (describe ▶ _____)			
	23	Total liabilities (add lines 17 through 22)		0	
Net Assets or Fund Balances		Foundations that follow SFAS 117, check here ▶ <input type="checkbox"/> and complete lines 24 through 26 and lines 30 and 31.			
	24	Unrestricted			
	25	Temporarily restricted			
	26	Permanently restricted			
		Foundations that do not follow SFAS 117, check here ▶ <input checked="" type="checkbox"/> and complete lines 27 through 31.			
	27	Capital stock, trust principal, or current funds	10,448,513	12,444,336	
	28	Paid-in or capital surplus, or land, bldg , and equipment fund			
	29	Retained earnings, accumulated income, endowment, or other funds			
	30	Total net assets or fund balances (see page 17 of the instructions)	10,448,513	12,444,336	
	31	Total liabilities and net assets/fund balances (see page 17 of the instructions)	10,448,513	12,444,336	

Part III Analysis of Changes in Net Assets or Fund Balances

1	Total net assets or fund balances at beginning of year—Part II, column (a), line 30 (must agree with end-of-year figure reported on prior year’s return)	1	10,448,513
2	Enter amount from Part I, line 27a	2	3,081,742
3	Other increases not included in line 2 (itemize) ▶ _____	3	
4	Add lines 1, 2, and 3	4	13,530,255
5	Decreases not included in line 2 (itemize) ▶ _____	5	1,085,919
6	Total net assets or fund balances at end of year (line 4 minus line 5)—Part II, column (b), line 30	6	12,444,336

Part IV Capital Gains and Losses for Tax on Investment Income

(a) List and describe the kind(s) of property sold (e g , real estate, 2-story brick warehouse, or common stock, 200 shs MLC Co)		(b) How acquired P—Purchase D—Donation	(c) Date acquired (mo , day, yr)	(d) Date sold (mo , day, yr)
1a	See Additional Data Table			
b				
c				
d				
e				

(e) Gross sales price	(f) Depreciation allowed (or allowable)	(g) Cost or other basis plus expense of sale	(h) Gain or (loss) (e) plus (f) minus (g)
a	See Additional Data Table		
b			
c			
d			
e			

Complete only for assets showing gain in column (h) and owned by the foundation on 12/31/69			(I) Gains (Col (h) gain minus col (k), but not less than -0-) or Losses (from col (h))
(i) F M V as of 12/31/69	(j) Adjusted basis as of 12/31/69	(k) Excess of col (i) over col (j), if any	
a	See Additional Data Table		
b			
c			
d			
e			

2	Capital gain net income or (net capital loss)	{ If gain, also enter in Part I, line 7 If (loss), enter -0- in Part I, line 7 }	2	1,628,009
3	Net short-term capital gain or (loss) as defined in sections 1222(5) and (6) If gain, also enter in Part I, line 8, column (c) (see instructions) If (loss), enter -0- in Part I, line 8		3	

Part V Qualification Under Section 4940(e) for Reduced Tax on Net Investment Income

(For optional use by domestic private foundations subject to the section 4940(a) tax on net investment income)

If section 4940(d)(2) applies, leave this part blank

Was the foundation liable for the section 4942 tax on the distributable amount of any year in the base period? ☐ Yes ☒ No




If "Yes," the foundation does not qualify under section 4940(e) Do not complete this part

1 Enter the appropriate amount in each column for each year, see page 18 of the instructions before making any entries

(a) Base period years Calendar year (or tax year beginning in)	(b) Adjusted qualifying distributions	(c) Net value of noncharitable-use assets	(d) Distribution ratio (col (b) divided by col (c))
2012	1,178,827	11,622,902	0 101423
2011	857,741	11,663,735	0 073539
2010	813,663	11,121,025	0 073164
2009	1,450,380	12,048,224	0 120381
2008	569,000	12,557,685	0 045311

2	Total of line 1, column (d).	2	0 413818
3	Average distribution ratio for the 5-year base period—divide the total on line 2 by 5, or by the number of years the foundation has been in existence if less than 5 years	3	0 082764
4	Enter the net value of noncharitable-use assets for 2013 from Part X, line 5.	4	12,143,360
5	Multiply line 4 by line 3.	5	1,005,033
6	Enter 1% of net investment income (1% of Part I, line 27b).	6	18,249
7	Add lines 5 and 6.	7	1,023,282
8	Enter qualifying distributions from Part XII, line 4. If line 8 is equal to or greater than line 7, check the box in Part VI, line 1b, and complete that part using a 1% tax rate See the Part VI instructions	8	298,750

Part VI Excise Tax Based on Investment Income (Section 4940(a), 4940(b), 4940(e), or 4948—see page 18 of the instructions)		
1a Exempt operating foundations described in section 4940(d)(2), check here <input type="checkbox"/> and enter "N/A" on line 1		
Date of ruling or determination letter _____ (attach copy of letter if necessary—see instructions)		
b Domestic foundations that meet the section 4940(e) requirements in Part V, check here <input type="checkbox"/> and enter 1% of Part I, line 27b	1	36,498
c All other domestic foundations enter 2% of line 27b. Exempt foreign organizations enter 4% of Part I, line 12, col. (b)		
2 Tax under section 511 (domestic section 4947(a)(1) trusts and taxable foundations only. Others enter -0-)	2	
3 Add lines 1 and 2.	3	36,498
4 Subtitle A (income) tax (domestic section 4947(a)(1) trusts and taxable foundations only. Others enter -0-)	4	
5 Tax based on investment income. Subtract line 4 from line 3. If zero or less, enter -0-	5	36,498
6 Credits/Payments		
a 2013 estimated tax payments and 2012 overpayment credited to 2013	6a	88,045
b Exempt foreign organizations—tax withheld at source	6b	
c Tax paid with application for extension of time to file (Form 8868)	6c	
d Backup withholding erroneously withheld	6d	
7 Total credits and payments. Add lines 6a through 6d.	7	88,045
8 Enter any penalty for underpayment of estimated tax. Check here <input type="checkbox"/> if Form 2220 is attached.	8	
9 Tax due. If the total of lines 5 and 8 is more than line 7, enter amount owed	9	
10 Overpayment. If line 7 is more than the total of lines 5 and 8, enter the amount overpaid	10	51,547
11 Enter the amount of line 10 to be Credited to 2014 estimated tax 51,547 Refunded	11	

Part VII-A Statements Regarding Activities			
1a During the tax year, did the foundation attempt to influence any national, state, or local legislation or did it participate or intervene in any political campaign? 	1a	Yes	No
b Did it spend more than \$100 during the year (either directly or indirectly) for political purposes (see page 19 of the instructions for definition)?	1b		No
<i>If the answer is "Yes" to 1a or 1b, attach a detailed description of the activities and copies of any materials published or distributed by the foundation in connection with the activities.</i>			
c Did the foundation file Form 1120-POL for this year?	1c		No
d Enter the amount (if any) of tax on political expenditures (section 4955) imposed during the year: (1) On the foundation <input type="checkbox"/> \$ _____ (2) On foundation managers <input type="checkbox"/> \$ _____			
e Enter the reimbursement (if any) paid by the foundation during the year for political expenditure tax imposed on foundation managers <input type="checkbox"/> \$ _____			
2 Has the foundation engaged in any activities that have not previously been reported to the IRS? <i>If "Yes," attach a detailed description of the activities.</i>	2		No
3 Has the foundation made any changes, not previously reported to the IRS, in its governing instrument, articles of incorporation, or bylaws, or other similar instruments? <i>If "Yes," attach a conformed copy of the changes.</i> 	3		No
4a Did the foundation have unrelated business gross income of \$1,000 or more during the year?	4a		No
b If "Yes," has it filed a tax return on Form 990-T for this year?	4b		
5 Was there a liquidation, termination, dissolution, or substantial contraction during the year? <i>If "Yes," attach the statement required by General Instruction T.</i> 	5		No
6 Are the requirements of section 508(e) (relating to sections 4941 through 4945) satisfied either: • By language in the governing instrument, or • By state legislation that effectively amends the governing instrument so that no mandatory directions that conflict with the state law remain in the governing instrument?	6	Yes	
7 Did the foundation have at least \$5,000 in assets at any time during the year? <i>If "Yes," complete Part II, col. (c), and Part XV.</i>	7	Yes	
8a Enter the states to which the foundation reports or with which it is registered (see instructions): <input type="checkbox"/> DE			
b If the answer is "Yes" to line 7, has the foundation furnished a copy of Form 990-PF to the Attorney General (or designate) of each state as required by General Instruction G? <i>If "No," attach explanation.</i>	8b		No
9 Is the foundation claiming status as a private operating foundation within the meaning of section 4942(j)(3) or 4942(j)(5) for calendar year 2013 or the taxable year beginning in 2013 (see instructions for Part XIV)? <i>If "Yes," complete Part XIV</i>	9		No
10 Did any persons become substantial contributors during the tax year? <i>If "Yes," attach a schedule listing their names and addresses.</i>	10		No

Part VII-A

Statements Regarding Activities (continued)

11	At any time during the year, did the foundation, directly or indirectly, own a controlled entity within the meaning of section 512(b)(13)? If "Yes," attach schedule (see instructions).	11		No
12	Did the foundation make a distribution to a donor advised fund over which the foundation or a disqualified person had advisory privileges? If "Yes," attach statement (see instructions)	12		No
13	Did the foundation comply with the public inspection requirements for its annual returns and exemption application?	13	Yes	
Website address				
14	The books are in care of CO JOHN JUSTICE THE AYCO CO Telephone no (518) 886-4221 Located at 321 BROADWAY SARATOGA SPRINGS NY ZIP +4 128660860			
15	Section 4947(a)(1) nonexempt charitable trusts filing Form 990-PF in lieu of Form 1041 —Check here and enter the amount of tax-exempt interest received or accrued during the year.	15		
16	At any time during calendar year 2013, did the foundation have an interest in or a signature or other authority over a bank, securities, or other financial account in a foreign country?	16	Yes	No
See instructions for exceptions and filing requirements for Form TD F 90-22.1 If "Yes", enter the name of the foreign country				

Part VII-B

Statements Regarding Activities for Which Form 4720 May Be Required

File Form 4720 if any item is checked in the "Yes" column, unless an exception applies.			Yes	No
1a	During the year did the foundation (either directly or indirectly) (1) Engage in the sale or exchange, or leasing of property with a disqualified person? (2) Borrow money from, lend money to, or otherwise extend credit to (or accept it from) a disqualified person? (3) Furnish goods, services, or facilities to (or accept them from) a disqualified person? (4) Pay compensation to, or pay or reimburse the expenses of, a disqualified person? (5) Transfer any income or assets to a disqualified person (or make any of either available for the benefit or use of a disqualified person)? (6) Agree to pay money or property to a government official? (Exception. Check "No" if the foundation agreed to make a grant to or to employ the official for a period after termination of government service, if terminating within 90 days).			
b	If any answer is "Yes" to 1a(1)–(6), did any of the acts fail to qualify under the exceptions described in Regulations section 53.4941(d)-3 or in a current notice regarding disaster assistance (see page 20 of the instructions)? Organizations relying on a current notice regarding disaster assistance check here.	1b		
c	Did the foundation engage in a prior year in any of the acts described in 1a, other than excepted acts, that were not corrected before the first day of the tax year beginning in 2013?	1c		No
2	Taxes on failure to distribute income (section 4942) (does not apply for years the foundation was a private operating foundation defined in section 4942(j)(3) or 4942(j)(5))			
a	At the end of tax year 2013, did the foundation have any undistributed income (lines 6d and 6e, Part XIII) for tax year(s) beginning before 2013? If "Yes," list the years 20 , 20 , 20 , 20			
b	Are there any years listed in 2a for which the foundation is not applying the provisions of section 4942(a)(2) (relating to incorrect valuation of assets) to the year's undistributed income? (If applying section 4942(a)(2) to all years listed, answer "No" and attach statement—see instructions).	2b		
c	If the provisions of section 4942(a)(2) are being applied to any of the years listed in 2a, list the years here 20 , 20 , 20 , 20			
3a	Did the foundation hold more than a 2% direct or indirect interest in any business enterprise at any time during the year?			
b	If "Yes," did it have excess business holdings in 2013 as a result of (1) any purchase by the foundation or disqualified persons after May 26, 1969, (2) the lapse of the 5-year period (or longer period approved by the Commissioner under section 4943(c)(7)) to dispose of holdings acquired by gift or bequest, or (3) the lapse of the 10-, 15-, or 20-year first phase holding period? (Use Schedule C, Form 4720, to determine if the foundation had excess business holdings in 2013.).	3b		
4a	Did the foundation invest during the year any amount in a manner that would jeopardize its charitable purposes?	4a		No
b	Did the foundation make any investment in a prior year (but after December 31, 1969) that could jeopardize its charitable purpose that had not been removed from jeopardy before the first day of the tax year beginning in 2013?	4b		No

Part VII-B

Statements Regarding Activities for Which Form 4720 May Be Required (continued)

5a

During the year did the foundation pay or incur any amount to

(1) Carry on propaganda, or otherwise attempt to influence legislation (section 4945(e))?

Yes

No

(2) Influence the outcome of any specific public election (see section 4955), or to carry on, directly or indirectly, any voter registration drive?

Yes

No

(3) Provide a grant to an individual for travel, study, or other similar purposes?

Yes

No

(4) Provide a grant to an organization other than a charitable, etc , organization described in section 509(a)(1), (2), or (3), or section 4940(d)(2)? (see instructions).

Yes

No

(5) Provide for any purpose other than religious, charitable, scientific, literary, or educational purposes, or for the prevention of cruelty to children or animals?

Yes

No

b

If any answer is "Yes" to 5a(1)–(5), did **any** of the transactions fail to qualify under the exceptions described in Regulations section 53.4945 or in a current notice regarding disaster assistance (see instructions)?

5b

Organizations relying on a current notice regarding disaster assistance check here.

c

If the answer is "Yes" to question 5a(4), does the foundation claim exemption from the tax because it maintained expenditure responsibility for the grant?

Yes

No

If "Yes," attach the statement required by Regulations section 53.4945–5(d).

6a

Did the foundation, during the year, receive any funds, directly or indirectly, to pay premiums on a personal benefit contract?

Yes

No

b

Did the foundation, during the year, pay premiums, directly or indirectly, on a personal benefit contract?

6b

No

If "Yes" to 6b, file Form 8870.

7a

At any time during the tax year, was the foundation a party to a prohibited tax shelter transaction?

Yes

No

b

If yes, did the foundation receive any proceeds or have any net income attributable to the transaction?

7b

Part VIII

Information About Officers, Directors, Trustees, Foundation Managers, Highly Paid Employees, and Contractors

1

List all officers, directors, trustees, foundation managers and their compensation (see instructions).

(a) Name and address	(b) Title, and average hours per week devoted to position	(c) Compensation (If not paid, enter -0-)	(d) Contributions to employee benefit plans and deferred compensation	(e) Expense account, other allowances
SANDRA M KILTS	VP/SECRETARY - as needed	0	0	0
c/o the ayco co lp - PO BOX 860 SARATOGA SPRINGS, NY 128660860				
JAMES M KILTS	PRESIDENT - as needed	0	0	0
c/o the ayco co lp - PO BOX 860 SARATOGA SPRINGS, NY 128660860				
JAMES M KILTS JR	DIRECTOR - as needed	0	0	0
c/o the ayco co lp - PO BOX 860 SARATOGA SPRINGS, NY 128660860				
SARAH KILTS	DIRECTOR - as needed	0	0	0
c/o the ayco co lp - PO BOX 860 SARATOGA SPRINGS, NY 128660860				

2

Compensation of five highest-paid employees (other than those included on line 1—see instructions). If none, enter "NONE."

(a) Name and address of each employee paid more than \$50,000	(b) Title, and average hours per week devoted to position	(c) Compensation	(d) Contributions to employee benefit plans and deferred compensation	(e) Expense account, other allowances

Total number of other employees paid over \$50,000.

Form 990-PF (2013)

3 Five highest-paid independent contractors for professional services (see instructions). If none, enter "NONE".

Total number of others receiving over \$50,000 for professional services.	1
--	---

Part IX-B Summary of Program-Related Investments (see instructions)

Total. Add lines 1 through 3 ▶

Part X

Minimum Investment Return (All domestic foundations must complete this part. Foreign foundations, see instructions.)

1	Fair market value of assets not used (or held for use) directly in carrying out charitable, etc , purposes		
a	Average monthly fair market value of securities.	1a	10,092,554
b	Average of monthly cash balances.	1b	578,877
c	Fair market value of all other assets (see instructions).	1c	1,656,853
d	Total (add lines 1a, b, and c).	1d	12,328,284
e	Reduction claimed for blockage or other factors reported on lines 1a and 1c (attach detailed explanation).	1e	
2	Acquisition indebtedness applicable to line 1 assets.	2	0
3	Subtract line 2 from line 1d.	3	12,328,284
4	Cash deemed held for charitable activities Enter 1 1/2% of line 3 (for greater amount, see instructions).	4	184,924
5	Net value of noncharitable-use assets. Subtract line 4 from line 3 Enter here and on Part V, line 4	5	12,143,360
6	Minimum investment return. Enter 5% of line 5.	6	607,168

Part XI

Distributable Amount (see instructions) (Section 4942(j)(3) and (j)(5) private operating foundations and certain foreign organizations check here ☐ and do not complete this part.)

1	Minimum investment return from Part X, line 6.	1	607,168
2a	Tax on investment income for 2013 from Part VI, line 5.	2a	36,498
b	Income tax for 2013 (This does not include the tax from Part VI).	2b	
c	Add lines 2a and 2b.	2c	36,498
3	Distributable amount before adjustments Subtract line 2c from line 1.	3	570,670
4	Recoveries of amounts treated as qualifying distributions.	4	
5	Add lines 3 and 4.	5	570,670
6	Deduction from distributable amount (see instructions).	6	
7	Distributable amount as adjusted Subtract line 6 from line 5 Enter here and on Part XIII, line 1.	7	570,670

Part XII

Qualifying Distributions (see instructions)

1	Amounts paid (including administrative expenses) to accomplish charitable, etc , purposes		
a	Expenses, contributions, gifts, etc —total from Part I, column (d), line 26.	1a	298,750
b	Program-related investments—total from Part IX-B.	1b	0
2	Amounts paid to acquire assets used (or held for use) directly in carrying out charitable, etc , purposes.	2	0
3	Amounts set aside for specific charitable projects that satisfy the		
a	Suitability test (prior IRS approval required).	3a	0
b	Cash distribution test (attach the required schedule).	3b	0
4	Qualifying distributions. Add lines 1a through 3b Enter here and on Part V, line 8, and Part XIII, line 4	4	298,750
5	Foundations that qualify under section 4940(e) for the reduced rate of tax on net investment income Enter 1% of Part I, line 27b (see instructions).	5	
6	Adjusted qualifying distributions. Subtract line 5 from line 4.	6	298,750
Note: The amount on line 6 will be used in Part V, column (b), in subsequent years when calculating whether the foundation qualifies for the section 4940(e) reduction of tax in those years			

Part XIII

Undistributed Income (see instructions)

	(a) Corpus	(b) Years prior to 2012	(c) 2012	(d) 2013
1 Distributable amount for 2013 from Part XI, line 7				570,670
2 Undistributed income, if any, as of the end of 2013				
a Enter amount for 2012 only.			0	
b Total for prior years 20____, 20____, 20____		0		
3 Excess distributions carryover, if any, to 2013				
a From 2008.				0
b From 2009.				853,209
c From 2010.				271,386
d From 2011.				296,072
e From 2012.				620,228
f Total of lines 3a through e.	2,040,895			
4 Qualifying distributions for 2013 from Part XII, line 4 ▶ \$ 298,750				
a Applied to 2012, but not more than line 2a			0	
b Applied to undistributed income of prior years (Election required—see instructions).				
c Treated as distributions out of corpus (Election required—see instructions).				
d Applied to 2013 distributable amount.				298,750
e Remaining amount distributed out of corpus	0			
5 Excess distributions carryover applied to 2013 (If an amount appears in column (d), the same amount must be shown in column (a).)	271,920			271,920
6 Enter the net total of each column as indicated below:				
a Corpus Add lines 3f, 4c, and 4e Subtract line 5	1,768,975			
b Prior years' undistributed income Subtract line 4b from line 2b.		0		
c Enter the amount of prior years' undistributed income for which a notice of deficiency has been issued, or on which the section 4942(a) tax has been previously assessed.				
d Subtract line 6c from line 6b Taxable amount—see instructions		0		
e Undistributed income for 2012 Subtract line 4a from line 2a Taxable amount—see instructions			0	
f Undistributed income for 2013 Subtract lines 4d and 5 from line 1 This amount must be distributed in 2014				0
7 Amounts treated as distributions out of corpus to satisfy requirements imposed by section 170(b)(1)(F) or 4942(g)(3) (see instructions).				
8 Excess distributions carryover from 2008 not applied on line 5 or line 7 (see instructions). . . .				
9 Excess distributions carryover to 2014. Subtract lines 7 and 8 from line 6a	1,768,975			
10 Analysis of line 9				
a Excess from 2009. . . .				581,289
b Excess from 2010. . . .				271,386
c Excess from 2011. . . .				296,072
d Excess from 2012. . . .				620,228
e Excess from 2013. . . .				

If the foundation has received a ruling or determination letter that it is a private operating foundation, and the ruling is effective for 2013, enter the date of the ruling.

	Tax year	Prior 3 years			(e) Total
	(a) 2013	(b) 2012	(c) 2011	(d) 2010	
Enter the lesser of the adjusted net income from Part I or the minimum investment return from Part X for each year listed					
85% of line 2a					
Qualifying distributions from Part XII, line 4 for each year listed					
Amounts included in line 2c not used directly for active conduct of exempt activities					
Qualifying distributions made directly for active conduct of exempt activities Subtract line 2d from line 2c					
Complete 3a, b, or c for the alternative test relied upon					
"Assets" alternative test—enter					
(1) Value of all assets					
(2) Value of assets qualifying under section 4942(j)(3)(B)(i)					
"Endowment" alternative test— enter 2/3 of minimum investment return shown in Part X, line 6 for each year listed.					
"Support" alternative test—enter					
(1) Total support other than gross investment income (interest, dividends, rents, payments on securities loans (section 512(a)(5)), or royalties)					
(2) Support from general public and 5 or more exempt organizations as provided in section 4942(j)(3)(B)(iii).					
(3) Largest amount of support from an exempt organization					
(4) Gross investment income					

1 Information Regarding Foundation Managers:

JAMES M KILTS

NA

2 Information Regarding Contribution, Grant, Gift, Loan, Scholarship, etc., Programs:

Check here ☒ if the foundation only makes contributions to preselected charitable organizations and does not accept unsolicited requests for funds. If the foundation makes gifts, grants, etc. (see instructions) to individuals or organizations under other conditions, complete items 2a, b, c, and d.

a The name, address, and telephone number of the person to whom applications should be addressed

b The form in which applications should be submitted and information and materials they should include

c Any submission deadlines

d Any restrictions or limitations on awards, such as by geographical areas, charitable fields, kinds of institutions, or other factors

3 Grants and Contributions Paid During the Year or Approved for Future Payment

Form **990-PF** (2013)

Enter gross amounts unless otherwise indicated

Part XVI-B Relationship of Activities to the Accomplishment of Exempt Purposes

Form **990-PF** (2013)

Form 990PF Part IV - Capital Gains and Losses for Tax on Investment Income - Columns a - d

(a) List and describe the kind(s) of property sold (e g , real estate, 2-story brick warehouse, or common stock, 200 shs MLC Co)	(b) How acquired P—Purchase D—Donation	(c) Date acquired (mo , day, yr)	(d) Date sold (mo , day, yr)
3 UNITS LB OFFSH DIV ARBITRAGE FD SPV	P	2009-01-01	2013-01-31
2 UNITS LB OFFSH DIV ARBITRAGE FD SPV	P	2009-01-01	2013-11-15
FIELDPOINT #065(SEE ATTACHMENT)	P		
FIELDPOINT #065(SEE ATTACHMENT)	P		
FIELDPOINT #065(SEE ATTACHMENT)	P		
FIELDPOINT #388(SEE ATTACHMENT)	P		
FIELDPOINT #388(SEE ATTACHMENT)	P		
FIELDPOINT #388(SEE ATTACHMENT)	P		
FIELDPOINT #396(SEE ATTACHMENT)	P		
FIELDPOINT #396(SEE ATTACHMENT)	P		
FIELDPOINT #396(SEE ATTACHMENT)	P		
41 SHS PERRIGO CO - MERGER	P	2013-08-08	2013-12-27
OTHER LT CAP LOSS - ASML	P		
US TRUST #473(SEE ATTACHMENT)	P		
US TRUST #473(SEE ATTACHMENT)	P		
US TRUST #458(SEE ATTACHMENT)	P		
US TRUST #458(SEE ATTACHMENT)	P		
US TRUST #829(SEE ATTACHMENT)	P		
US TRUST #829(SEE ATTACHMENT)	P		
US TRUST #335(SEE ATTACHMENT)	P		
US TRUST #335(SEE ATTACHMENT)	P		
246 SHS NEWMONT MINING CORP	P	2013-09-20	2013-11-08
US TRUST #371(SEE ATTACHMENT)	P		
US TRUST #309(SEE ATTACHMENT)	P		
US TRUST #1021(SEE ATTACHMENT)	P		
US TRUST #1021(SEE ATTACHMENT)	P		
275,000 SHS BRAZIL FEDERATIVE REP GLOBAL	P	2011-06-23	2013-03-27
CAPITAL GAIN DIVIDENDS	P		

Form 990PF Part IV - Capital Gains and Losses for Tax on Investment Income - Columns e - h

(e) Gross sales price	(f) Depreciation allowed (or allowable)	(g) Cost or other basis plus expense of sale	(h) Gain or (loss) (e) plus (f) minus (g)
3,733		2,821	912
2,313		1,423	890
210,348		229,360	-18,945
9,853		10,254	-348
872,082		892,330	-20,248
12,878		13,124	-246
9,092		7,433	1,659
27,568		24,875	2,693
15,580		13,730	1,850
9,231		10,598	-1,367
22,909		21,341	1,568
6,369		5,284	1,085
		724	-724
11,648		10,942	706
44,293		24,467	19,826
783,485		723,583	59,902
1,112,163		824,877	287,286
83,660		80,532	3,128
814,457		591,766	222,691
175,543		152,486	23,935
164,777		120,480	44,297
6,585		6,927	-342
92,526		102,226	-9,700
101,376		92,122	9,254
3,152,387		2,113,307	1,039,080
1,111,954		1,128,133	-16,179
158,186		208,893	-50,707
			74,524

Form 990PF Part IV - Capital Gains and Losses for Tax on Investment Income - Columns i - l

Complete only for assets showing gain in column (h) and owned by the foundation on 12/31/69			(l) Gains (Col (h) gain minus col (k), but not less than -0-) or Losses (from col (h))
(i) F M V as of 12/31/69	(j) Adjusted basis as of 12/31/69	(k) Excess of col (i) over col (j), if any	
			912
			890
			-19,012
			-401
			-20,248
			-246
			1,659
			2,693
			1,850
			-1,367
			1,568
			1,085
			-724
			706
			19,826
			59,902
			287,286
			3,128
			222,691
			23,057
			44,297
			-342
			-9,700
			9,254
			1,039,080
			-16,179
			-50,707

<div>Schedule B</div> <div>(Form 990, 990-EZ, or 990-PF)</div> <div>Department of the Treasury Internal Revenue Service</div>	<div>Schedule of Contributors</div> <div>▶ Attach to Form 990, 990-EZ, or 990-PF.</div> <div>▶ Information about Schedule B (Form 990, 990-EZ, or 990-PF) and its instructions is at www.irs.gov/form990.</div>	<div>OMB No 1545-0047</div> <div>2013</div>

<div>Name of the organization</div> <div>THE KILTS FAMILY FOUNDATION</div>	<div>Employer identification number</div> <div>13-4147482</div>
--	---

Organization type (check one)

<div>Filers of:</div> <div>Form 990 or 990-EZ</div> <div>Form 990-PF</div>	<div>Section:</div> <div><div><input type="checkbox"/> 501(c)() (enter number) organization</div><div><input type="checkbox"/> 4947(a)(1) nonexempt charitable trust not treated as a private foundation</div><div><input type="checkbox"/> 527 political organization</div><div><input checked="" type="checkbox"/> 501(c)(3) exempt private foundation</div><div><input type="checkbox"/> 4947(a)(1) nonexempt charitable trust treated as a private foundation</div><div><input type="checkbox"/> 501(c)(3) taxable private foundation</div></div>
--	---

Check if your organization is covered by the **General Rule** or a **Special Rule**.
Note. Only a section 501(c)(7), (8), or (10) organization can check boxes for both the General Rule and a Special Rule. See instructions.

General Rule

☒ For an organization filing Form 990, 990-EZ, or 990-PF that received, during the year, \$5,000 or more (in money or property) from any one contributor. Complete Parts I and II.

Special Rules

- ☐ For a section 501(c)(3) organization filing Form 990 or 990-EZ that met the 33¹/₃% support test of the regulations under sections 509(a)(1) and 170(b)(1)(A)(vi) and received from any one contributor, during the year, a contribution of the greater of **(1)** \$5,000 or **(2)** 2% of the amount on (i) Form 990, Part VIII, line 1h, or (ii) Form 990-EZ, line 1. Complete Parts I and II.
- ☐ For a section 501(c)(7), (8), or (10) organization filing Form 990 or 990-EZ that received from any one contributor, during the year, total contributions of more than \$1,000 for use *exclusively* for religious, charitable, scientific, literary, or educational purposes, or for the prevention of cruelty to children or animals. Complete Parts I, II, and III.
- ☐ For a section 501(c)(7), (8), or (10) organization filing Form 990 or 990-EZ that received from any one contributor, during the year, contributions for use *exclusively* for religious, charitable, etc., purposes, but these contributions did not total more than \$1,000. If this box is checked, enter here the total contributions that were received during the year for an *exclusively* religious, charitable, etc., purpose. Do not complete any of the parts unless the **General Rule** applies to this organization because it received *nonexclusively* religious, charitable, etc., contributions of \$5,000 or more during the year. ▶ \$ _____

Caution. An organization that is not covered by the General Rule and/or the Special Rules does not file Schedule B (Form 990, 990-EZ, or 990-PF), but it **must** answer “No” on Part IV, line 2, of its Form 990, or check the box on line H of its Form 990-EZ or on its Form 990PF, Part I, line 2, to certify that it does not meet the filing requirements of Schedule B (Form 990, 990-EZ, or 990-PF).

[illegible]

Name of organization THE KILTS FAMILY FOUNDATION	Employer identification number 13-4147482
--	---

Part III	Exclusively religious, charitable, etc., individual contributions to section 501(c)(7), (8), or (10) organizations that total more than \$1,000 for the year. Complete columns (a) through (e) and the following line entry For organizations completing Part III, enter the total of <i>exclusively</i> religious, charitable, etc , contributions of \$1,000 or less for the year (Enter this information once See instructions) ▶ \$ Use duplicate copies of Part III if additional space is needed
-----------------	---

(a) No. from Part I	(b) Purpose of gift	(c) Use of gift	(d) Description of how gift is held
—	<div></div> <div></div> <div></div>	<div></div> <div></div> <div></div>	<div></div> <div></div> <div></div>
	(e) Transfer of gift		
	Transferee's name, address, and ZIP 4		Relationship of transferor to transferee
	<div></div> <div></div>	<div></div> <div></div> <div></div>	

(a) No. from Part I	(b) Purpose of gift	(c) Use of gift	(d) Description of how gift is held
—	<div></div> <div></div> <div></div>	<div></div> <div></div> <div></div>	<div></div> <div></div> <div></div>
	(e) Transfer of gift		
	Transferee's name, address, and ZIP 4		Relationship of transferor to transferee
	<div></div> <div></div>	<div></div> <div></div> <div></div>	

(a) No. from Part I	(b) Purpose of gift	(c) Use of gift	(d) Description of how gift is held
—	<div></div> <div></div> <div></div>	<div></div> <div></div> <div></div>	<div></div> <div></div> <div></div>
	(e) Transfer of gift		
	Transferee's name, address, and ZIP 4		Relationship of transferor to transferee
	<div></div> <div></div>	<div></div> <div></div> <div></div>	

(a) No. from Part I	(b) Purpose of gift	(c) Use of gift	(d) Description of how gift is held
—	<div></div> <div></div> <div></div>	<div></div> <div></div> <div></div>	<div></div> <div></div> <div></div>
	(e) Transfer of gift		
	Transferee's name, address, and ZIP 4		Relationship of transferor to transferee
	<div></div> <div></div>	<div></div> <div></div> <div></div>	

Note: To capture the full content of this document, please select landscape mode (11" x 8.5") when printing.

TY 2013 Depreciation Schedule

Name: THE KILTS FAMILY FOUNDATION

EIN: 13-4147482

**TY 2013 Investments Corporate
Stock Schedule****Name:** THE KILTS FAMILY FOUNDATION**EIN:** 13-4147482

Name of Stock	End of Year Book Value	End of Year Fair Market Value
FIELDPOINT #065	343,677	368,491
FIELDPOINT #388	404,884	545,498
FIELDPOINT #396	115,325	155,584
US TRUST #021	6,525,448	7,352,822
US TRUST #473	193,255	346,094
US TRUST #335	807,431	1,083,058
US TRUST #314	720,636	773,250
US TRUST #371	982,149	1,065,726
US TRUST #309	405,988	485,194

TY 2013 Investments - Land Schedule**Name:** THE KILTS FAMILY FOUNDATION**EIN:** 13-4147482

TY 2013 Investments - Other Schedule**Name:** THE KILTS FAMILY FOUNDATION**EIN:** 13-4147482

Category / Item	Listed at Cost or FMV	Book Value	End of Year Fair Market Value
K-1 ALT FOCUS POMONA CAP SEC	AT COST		3,265
K-1 POMONA CAP SEC CO-INVST	AT COST	392,833	525,235
BARCLAY LB OFFSH DIV ARBITRAGE	AT COST	12,807	18,437
PTP LAZARD	AT COST	4,772	6,798
PTP POWERSHS DB COMMODITY	AT COST	99,996	100,716
GSO MEZZANINE (OFFSHORE)	AT COST	56,840	79,296
K-1 SALIENT MLP TE FUND	AT COST	912,597	923,107

TY 2013 Land, Etc. Schedule**Name:** THE KILTS FAMILY FOUNDATION**EIN:** 13-4147482

TY 2013 Other Assets Schedule

Name: THE KILTS FAMILY FOUNDATION

EIN: 13-4147482

Description	Beginning of Year - Book Value	End of Year - Book Value	End of Year - Fair Market Value
DIVIDENDS RECEIVABLE	17,585	7,003	7,003

TY 2013 Other Decreases Schedule

Name: THE KILTS FAMILY FOUNDATION

EIN: 13-4147482

Description	Amount
APPRECIATION OVER DONORS COST BASIS ON	1,085,919
ASSETS CONTRIBUTED TO THE FOUNDATION	0

TY 2013 Other Expenses Schedule**Name:** THE KILTS FAMILY FOUNDATION**EIN:** 13-4147482

Description	Revenue and Expenses per Books	Net Investment Income	Adjusted Net Income	Disbursements for Charitable Purposes
MANAGEMENT FEES	90,911	90,911		
CT CORPORATE BUSINESS FEE	284			
DELAWARE FILING FEE	25			
DEDUCTIONS FROM K-1	24,796	24,796		
NONDEDUCTIBLE EXPENSES	1			

TY 2013 Other Income Schedule

Name: THE KILTS FAMILY FOUNDATION

EIN: 13-4147482

Description	Revenue And Expenses Per Books	Net Investment Income	Adjusted Net Income
other income-jp morgan alerian mlp index	17,904	17,904	
section 988 income - brazil federative	6,338	6,338	
other income from k-1s	64,452	64,452	

TY 2013 Taxes Schedule**Name:** THE KILTS FAMILY FOUNDATION**EIN:** 13-4147482

Category	Amount	Net Investment Income	Adjusted Net Income	Disbursements for Charitable Purposes
FOREIGN TAXES	2,856	2,856		
FEDERAL TAXES	30,000			

The Kilts Family Foundation
Grants Paid Attachment 2013

Date	Charity	City, State	Amount
08/13/2013	Cato Institute	Washington, DC	22,500 00
12/01/2013	Cato Institute	Washington, DC	100,000 00
02/26/2013	Clemson University Foundation (The Will to Lead, Capitalism Initiative)	Clemson, SC	42,500 00
03/20/2013	Competitive Enterprise Institute	Washington, DC	5,000 00
09/04/2013	Foundation for Teaching Economics	Davis, CA	5,000 00
06/12/2013	George Mason University Foundation, Inc (Mercatus Center)	Fairfax, VA	25,000 00
03/12/2013	Greenwich Hospital, Yale New Haven Health	Greenwich, CT	10,000 00
01/17/2013	Knox College	Galesburg, IL	15,000 00
10/18/2013	Lancaster Country Day School (The Excellence Fund)	Lancaster, PA	1,000 00
01/16/2013	Northwest Community Hospital Foundation (NCH Medical Diplomats Council)	Arlington Hts, IL	5,000 00
02/07/2013	The Ayn Rand Institute	Irvine, CA	10,000 00
02/21/2013	University of Chicago (Booth School of Business Annual Fund)	Chicago, IL	25,000 00
06/05/2013	University of Chicago (Rod Goldstein Cancer Laboratory)	Chicago, IL	5,000 00
11/14/2013	Weill Cornell Medical College	New York, NY	25,000 00
06/12/2013	Westchester Land Trust, Inc	Bedford Hills, NY	2,500 00
06/05/2013	Winged Foot Golf Club, Inc (Play for P I N K)	Mamaroneck, NY	250 00
			<hr/> 298,750 00

All contributions were made to the general purpose
fund of 501(C)(3) Public Charitable Organizations

Recipient's Name and Address:

THE KILTS FAMILY FOUNDATION
3 GREENWICH OFFICE PARK STE 2

Account Number 12388

Recipient's Identification
Number 13-4147482

**2013 TAX and
YEAR-END STATEMENT
As of 02/11/2014**

This is important tax information and is being furnished to the Internal Revenue Service (except as indicated). If you are required to file a return, a negligence penalty or other sanction may be imposed on you if this income is taxable and the IRS determines that it has not been reported.

Disposition Transaction	Disposition Method	Quantity (Box 1c)	Date of Acquisition (Box 1b)	Date of Sale or Exchange (Box 1a)	Gross Proceeds Less Commissions and Option Premiums (Box 2a)	Cost or Other Basis (Box 3)	Adjustments W=Wash Sale Loss (Box 5) O=Option Premium	Realized Gain or (Loss)
Short-Term Transactions for Which Basis Is Reported to the IRS - Report on Form 8949, Part I, with Box A checked. Covered (Box 6b)								
Description (Box 8): C H ROBINSON WORLDWIDE INC COM NEW			CUSIP: 12541W209					
SELL	FIRST IN FIRST OUT	80	07/19/2012	02/11/2013	4,763.03	4,763.20		(0.17)
SELL	FIRST IN FIRST OUT	25	09/19/2012	02/11/2013	1,488.44	1,434.50		53.94
SALE DATE TOTAL		105	VARIOUS	02/11/2013	6,251.47	6,197.70		53.77
Description (Box 8): MCDONALDS CORP			CUSIP: 580135101					
SELL	FIRST IN FIRST OUT	70	06/26/2013	10/11/2013	6,626.98	6,926.50		(299.52)
Short-Term Covered Total					12,878.45	13,124.20		(245.75)

THE KILTS FAMILY FOUNDATION
3 GREENWICH OFFICE PARK STE 2

Recipient's Identification
Number 13-4147482

**2013 TAX and
YEAR-END STATEMENT
As of 02/11/2014**



Disposition Transaction	Disposition Method	Quantity (Box 1c)	Date of Acquisition (Box 1b)	Date of Sale or Exchange (Box 1a)	Gross Proceeds Less Commissions and Option Premiums (Box 2a)	Cost or Other Basis (Box 3)	Adjustments W=Wash Sale Loss (Box 5) O=Option Premium	Realized Gain or (Loss)
Long-Term Transactions for Which Basis Is Reported to the IRS - Report on Form 8949, Part II, with Box D checked.								
Covered (Box 6b)								
Description (Box 8): C H ROBINSON WORLDW DE INC COM NEW					CUSIP: 12541W209			
SELL	FIRST IN FIRST OUT	30	09/19/2012	02/11/2013	1,786.14	2,102.43		(316.29)
Wash sale 700 day(s) added to holding period								
Description (Box 8): MCDONALDS CORP					CUSIP: 580135101			
SELL	FIRST IN FIRST OUT	30	09/19/2012	10/11/2013	2,840.13	2,787.00		53.13
Description (Box 8): WALGREEN CO					CUSIP: 931422109			
SELL	FIRST IN FIRST OUT	75	10/25/2011	10/30/2013	4,465.42	2,543.15		1,922.27
Long-Term Covered Total					9,091.69	7,432.58		1,659.11
Covered Total					21,970.14	20,556.78		1,413.36

Long-Term Transactions for Which Basis Is Not Reported to the IRS - Report on Form 8949, Part II, with Box E checked.

Noncovered (Box 6a)

Description (Box 8): C H ROBINSON WORLDW DE INC COM NEW					CUSIP: 12541W209			
SELL	FIRST IN FIRST OUT	65	09/28/2010	02/11/2013	3,869.96	4,471.35		(601.39)
SELL	FIRST IN FIRST OUT	90	10/26/2010	02/11/2013	5,358.41	6,534.00		(1,175.59)
SALE DATE TOTAL		155	VARIOUS	02/11/2013	9,228.37	11,005.35		(1,776.98)
Description (Box 8): HORMEL FOODS CORP CO M					CUSIP: 440452100			
SELL	FIRST IN FIRST OUT	25	09/28/2010	02/08/2013	893.53	555.49		338.04



Recipient's Name and Address:THE KILTS FAMILY FOUNDATION
3 GREENWICH OFFICE PARK STE 2Recipient's Identification
Number 13-4147482**2013 TAX and
YEAR-END STATEMENT
As of 02/11/2014**

2013 Form 1099-B	Proceeds From Broker and Barter Exchange Transactions	OMB No. 1545-0715 (Continued)
(For individuals report details on Form 1040 Schedule D Line 1a, 2, 8b or 9)		

Disposition Transaction	Disposition Method	Quantity (Box 1c)	Date of Acquisition (Box 1b)	Date of Sale or Exchange (Box 1a)	Gross Proceeds Less Commissions and Option Premiums (Box 2a)	Cost or Other Basis (Box 3)	Adjustments W=Wash Sale Loss (Box 5) O=Option Premium	Realized Gain or (Loss)
Long-Term Transactions for Which Basis Is Not Reported to the IRS - Report on Form 8949, Part II, with Box E checked.								
Noncovered (Box 6a) (continued)								
Description (Box 8): MCDONALDS CORP			CUSIP: 580135101					
SELL	FIRST IN FIRST OUT	70	09/28/2010	10/11/2013	6,626.98	5,229.00		1,397.98
SELL	FIRST IN FIRST OUT	80	10/26/2010	10/11/2013	7,573.69	6,305.60		1,268.09
SALE DATE TOTAL		150	VARIOUS	10/11/2013	14,200.67	11,534.60		2,666.07
Description (Box 8): NIKE INC CL B			CUSIP: 654106103					
SELL	FIRST IN FIRST OUT	25	09/28/2010	10/30/2013	1,913.21	997.75		915.46
Description (Box 8): NOVO NORDISK A.S. AD R FORMERLY NOVO INDU STRIE A.S. ADR SAME			CUSIP: 670100205					
SELL	FIRST IN FIRST OUT	8	09/28/2010	02/11/2013	1,332.34	781.76		550.58
Long-Term Noncovered Total					27,568.12	24,874.95		2,693.17
Noncovered Total					27,568.12	24,874.95		2,693.17
Total					49,538.26	45,431.73		4,106.53

IRS Form 1099-B - Proceeds from Broker and Barter Exchange Transactions

The amounts in this section of your Tax Information Statement reflect proceeds from securities transactions such as sales, redemptions, tender offers, return of principal distributions, the option premium portion of reverse convertibles and bond maturities. Short-term and long-term transactions are segregated in your 1099-B form in a format comparable to IRS Form 8949, for dispositions of covered and noncovered securities. Since your financial organization subscribes to our premium Tax and Year-End Statement, the date of acquisition, cost or other basis, type of gain or loss (long-term or short-term) and whether any loss is disallowed due to a wash sale for both covered and noncovered securities transactions will be displayed when available. Please note that such detail for noncovered transactions is not reported to the IRS.

Type of Gain or (Loss) (Box 1c). The section headings within the 1099-B indicate the type of gain or (loss) for the transactions, short-term or long-term.

Covered (b) or Noncovered (a) Security (Box 6). The section headings within the 1099-B indicate whether your security transaction is or is not a covered security under the IRS cost basis reporting program.

Description (Box 8). Shows a brief description of the item or service for which the proceeds are being reported.

CUSIP. Broker transactions may show the Committee on Uniform Security Identification Procedures (CUSIP) number of the item reported.

Disposition Transaction. This column will denote the type of transaction, for example "SELL."

Disposition Method. The method used to select the lot will be displayed as, for example, first-in first-out (FIFO). Please refer to the Client Service Information Section in your brokerage account statement for your account's existing tax-lot disposition method.

Quantity (Box 1e). The number of shares included in the sale or exchange for the lot reported. If fractional shares are part of the disposition, those shares will be displayed to three decimal places.

THE KILTS FAMILY FOUNDATION
C/O ATLAS ASSOCIATES LLC

Account Number 2396

Recipient's Identification
Number: 13-4147482

**2013 TAX and
YEAR-END STATEMENT
As of 01/27/2014**

This is important tax information and is being furnished to the Internal Revenue Service (except as indicated). If you are required to file a return, a negligence penalty or other sanction may be imposed on you if this income is taxable and the IRS determines that it has not been reported.

Disposition Transaction	Disposition Method	Quantity (Box 1e)	Date of Acquisition (Box 1b)	Date of Sale or Exchange (Box 1a)	Gross Proceeds Less Commissions and Option Premiums (Box 2a)	Cost or Other Basis (Box 3)	Adjustments W=Wash Sale Loss (Box 5) O=Option Premium	Realized Gain or (Loss)
Short-Term Transactions for Which Basis Is Reported to the IRS - Report on Form 8949, Part I, with Box A checked.								
Covered (Box 6b)								
Description (Box 8): MALLINCKRODT PUB LTD CO SHS ISIN#IE00BBG T3753					CUSIP: G5785G107			
CASH IN LIEU	FIRST IN FIRST OUT	.375	01/14/2013	07/05/2013	16.01	15.68		0.33
SELL	FIRST IN FIRST OUT	8.500	01/14/2013	08/08/2013	386.24	355.48		30.76
SELL	FIRST IN FIRST OUT	1.500	03/01/2013	08/08/2013	68.16	66.62		1.54
SALE DATE TOTAL		10	VARIOUS	08/08/2013	454.40	422.10		32.30
SECURITY TOTAL					470.41	437.78		32.63

THE KILTS FAMILY FOUNDATION
C/O ATLAS ASSOCIATES LLC

Recipient's Identification
Number 13-4147482

**2013 TAX and
YEAR-END STATEMENT
As of 01/27/2014**



Disposition Transaction	Disposition Method	Quantity (Box 1e)	Date of Acquisition (Box 1b)	Date of Sale or Exchange (Box 1a)	Gross Proceeds Less Commissions and Option Premiums (Box 2a)	Cost or Other Basis (Box 3)	Adjustments W=Wash Sale Loss (Box 5) O=Option Premium	Realized Gain or (Loss)
Short-Term Transactions for Which Basis Is Reported to the IRS - Report on Form 8949, Part I, with Box A checked.								
Covered (Box 6b) (continued)								
Description (Box 8): ESSILOR INTL S A SPO NSORED ADR					CUSIP: 297284200			
SELL	FIRST IN FIRST OUT	75	03/16/2012	01/14/2013	3,757.33	3,157.87		599.46
SELL	FIRST IN FIRST OUT	52	03/16/2012	02/22/2013	2,565.31	2,189.46		375.85
SECURITY TOTAL					6,322.64	5,347.33		975.31
Description (Box 8): KUENE & NAGEL INTL A G ADR ISIN#US5011871 085					CUSIP: 501187108			
SELL	FIRST IN FIRST OUT	113	07/24/2012	06/07/2013	2,496.71	2,381.16		115.55
Description (Box 8): SHANDONG WEIGAO GROU P MED POLYMER CO LTD ADS REPSTG SHS H IS					CUSIP: 81941W101			
SELL	FIRST IN FIRST OUT	344	08/21/2013	11/05/2013	1,242.75	1,277.65		(34.90)
Description (Box 8): SYSMEX CORP ADR ISIN #US87184P1093					CUSIP: 87184P109			
SELL	FIRST IN FIRST OUT	25	08/09/2012	05/08/2013	787.89	564.93		222.96
Description (Box 8): TENCENT HLDGS LTD AD R ISIN#US88032Q1094					CUSIP: 88032Q109			
SELL	FIRST IN FIRST OUT	32	11/01/2012	10/24/2013	1,754.81	1,134.71		620.10
Description (Box 8): WANT WANT CHINA HLDG S LTD ADR					CUSIP: 93370R107			
SELL	FIRST IN FIRST OUT	35	11/06/2012	09/10/2013	2,504.31	2,586.00		(81.69)
Short-Term Covered Total					15,579.52	13,729.56		1,849.96



THE KILTS FAMILY FOUNDATION
C/O ATLAS ASSOCIATES LLC

Recipient's Identification
Number: 13-4147482

**2013 TAX and
YEAR-END STATEMENT
As of 01/27/2014**



Disposition Transaction	Disposition Method	Quantity (Box 1a)	Date of Acquisition (Box 1b)	Date of Sale or Exchange (Box 1c)	Gross Proceeds Less Commissions and Option Premiums (Box 2a)	Cost or Other Basis (Box 3)	Adjustments W=Wash Sale Loss (Box 5) O=Option Premium	Realized Gain or (Loss)
Long-Term Transactions for Which Basis Is Reported to the IRS - Report on Form 8949, Part II, with Box D checked.								
Covered (Box 6b)								
Description (Box 8): ARCOS DORADOS HLDGS INC SHS CL A ISIN#VVG G0457F1071			CUSIP: G0457F107					
SELL	FIRST IN FIRST OUT	93	03/06/2012	08/08/2013	1,239.38	1,743.67		(504.29)
SELL	FIRST IN FIRST OUT	119	04/19/2012	08/08/2013	1,585.87	2,184.00		(598.13)
SALE DATE TOTAL		212	VARIOUS	08/08/2013	2,825.25	3,927.67		(1,102.42)
Description (Box 8): ARM HLDGS PLC SPONSO RED ADR			CUSIP: 042068106					
SELL	FIRST IN FIRST OUT	31	08/18/2011	02/21/2013	1,298.48	729.63		568.85
SELL	FIRST IN FIRST OUT	42	08/18/2011	06/04/2013	1,771.52	988.52		783.00
SECURITY TOTAL					3,070.00	1,718.15		1,351.85
Description (Box 8): POTASH CORP OF SASKA TCHEWAN INC COM ISIN #CA73755L1076			CUSIP: 73755L107					
SELL	FIRST IN FIRST OUT	42	02/15/2012	08/08/2013	1,286.99	1,876.20		(589.21)
Description (Box 8): SHANDONG WEIGAO GROU P MED POLYMER CO LTD ADS REPSTG SHS H IS			CUSIP: 81941W101					
SELL	FIRST IN FIRST OUT	567	10/10/2012	11/05/2013	2,048.36	3,076.03		(1,027.67)
Long-Term Covered Total					9,230.60	10,598.05		(1,367.45)
Covered Total					24,810.12	24,327.61		482.51

THE KILTS FAMILY FOUNDATION
C/O ATLAS ASSOCIATES LLC

Recipient's Identification
Number 13-4147482

**2013 TAX and
YEAR-END STATEMENT
As of 01/27/2014**



Disposition Transaction	Disposition Method	Quantity (Box 1a)	Date of Acquisition (Box 1b)	Date of Sale or Exchange (Box 1a)	Gross Proceeds Less Commissions and Option Premiums (Box 2a)	Cost or Other Basis (Box 3)	Adjustments W=Wash Sale Loss (Box 5) O=Option Premium	Realized Gain or (Loss)
Long-Term Transactions for Which Basis Is Not Reported to the IRS - Report on Form 8949, Part II, with Box E checked.								
Noncovered (Box 6a)								
Description (Box 8): ARCOS DORADOS HLDGS INC SHS CL A ISIN#VG G0457F1071					CUSIP: G0457F107			
SELL	FIRST IN FIRST OUT	74	04/15/2011	08/08/2013	986.17	1,561.64		(575.47)
SELL	FIRST IN FIRST OUT	114	04/19/2011	08/08/2013	1,519.24	2,756.52		(1,237.28)
SALE DATE TOTAL		188	VARIOUS	08/08/2013	2,505.41	4,318.16		(1,812.75)
Description (Box 8): CORE LABORATORIES NV					CUSIP: N22717107			
SELL	FIRST IN FIRST OUT	12	02/15/2011	06/04/2013	1,629.09	1,197.48		431.61
SELL	FIRST IN FIRST OUT	4	02/15/2011	10/22/2013	764.18	399.16		365.02
SELL	FIRST IN FIRST OUT	4	04/12/2011	10/22/2013	764.17	378.61		385.56
SALE DATE TOTAL		8	VARIOUS	10/22/2013	1,528.35	777.77		750.58
SECURITY TOTAL					3,157.44	1,975.25		1,182.19
Description (Box 8): COCA COLA ENTERPRISE S INC NEW COM					CUSIP: 19122T109			
SELL	FIRST IN FIRST OUT	44	06/22/2011	04/29/2013	1,603.43	1,290.43		313.00
Description (Box 8): LOREAL CO ADR ISIN# US5021172037					CUSIP: 502117203			
SELL	FIRST IN FIRST OUT	64	09/28/2010	02/22/2013	1,876.20	1,430.40		445.80
SELL	FIRST IN FIRST OUT	13	10/26/2010	02/22/2013	381.10	310.70		70.40
SALE DATE TOTAL		77	VARIOUS	02/22/2013	2,257.30	1,741.10		516.20



THE KILTS FAMILY FOUNDATION
C/O ATLAS ASSOCIATES LLC

Recipient's Identification
Number 13-4147482

**2013 TAX and
YEAR-END STATEMENT
As of 01/27/2014**

Disposition Transaction	Disposition Method	Quantity (Box 1e)	Date of Acquisition (Box 1b)	Date of Sale or Exchange (Box 1a)	Gross Proceeds Less Commissions and Option Premiums (Box 2a)	Cost or Other Basis (Box 3)	Adjustments W=Wash Sale Loss (Box 5) O=Option Premium	Realized Gain or (Loss)
Long-Term Transactions for Which Basis Is Not Reported to the IRS - Report on Form 8949, Part II, with Box E checked.								
Noncovered (Box 6a) (continued)								
Description (Box 8): LOREAL CO ADR ISIN# US5021172037					CUSIP: 502117203 (continued)			
SELL	FIRST IN FIRST OUT	41	10/26/2010	04/29/2013	1,425.40	979.90		445.50
SELL	FIRST IN FIRST OUT	46	10/26/2010	05/13/2013	1,600.25	1,099.40		500.85
SELL	FIRST IN FIRST OUT	111	10/26/2010	09/04/2013	3,674.41	2,652.90		1,021.51
SECURITY TOTAL					8,957.36	6,473.30		2,484.06
Description (Box 8): NOVO NORDISK A.S. AD R FORMERLY NOVO INDU STRIE A.S. ADR SAME					CUSIP: 670100205			
SELL	FIRST IN FIRST OUT	9	10/26/2010	03/01/2013	1,581.94	896.22		685.72
Description (Box 8): NOVOZYMES A/S SPONSO RED ADR					CUSIP: 670108109			
SELL	FIRST IN FIRST OUT	55	10/26/2010	06/07/2013	1,846.93	1,397.00		449.93
SELL	FIRST IN FIRST OUT	3	01/19/2011	06/07/2013	100.74	86.94		13.80
SALE DATE TOTAL		58	VARIOUS	06/07/2013	1,947.67	1,483.94		463.73
Description (Box 8): POTASH CORP OF SASKA TCHEWAN INC COM ISIN #CA73755L1076					CUSIP: 73755L107			
SELL	FIRST IN FIRST OUT	61	10/26/2010	08/08/2013	1,869.21	2,959.52		(1,090.31)
SELL	FIRST IN FIRST OUT	42	11/12/2010	08/08/2013	1,287.00	1,944.59		(657.59)
SALE DATE TOTAL		103	VARIOUS	08/08/2013	3,156.21	4,904.11		(1,747.90)
Long-Term Noncovered Total					22,909.46	21,341.41		1,568.05
Noncovered Total					22,909.46	21,341.41		1,568.05

Recipient's Name and Address:

THE KILTS FAMILY FOUNDATION
3 GREENWICH OFFICE PARK STE 2

Account Number: 1065

Recipient's Identification
Number 13-4147482

**2013 TAX and
YEAR-END STATEMENT
As of 02/11/2014**

2013 Form 1099-B**Proceeds From Broker and Barter Exchange Transactions**

OMB No. 1545-0715

(For individuals report details on Form 1040 Schedule D Line 1b, 2, 8b or 9)

This is important tax information and is being furnished to the Internal Revenue Service (except as indicated). If you are required to file a return, a negligence penalty or other sanction may be imposed on you if this income is taxable and the IRS determines that it has not been reported.

Disposition Transaction	Disposition Method	Quantity (Box 1e)	Date of Acquisition (Box 1b)	Date of Sale or Exchange (Box 1a)	Gross Proceeds Less Commissions and Option Premiums (Box 2a)	Cost or Other Basis (Box 3)	Adjustments W=Wash Sale Loss (Box 5) O=Option Premium	Realized Gain or (Loss)
----------------------------	--------------------	----------------------	------------------------------------	--	---	--------------------------------------	--	-------------------------------

Short-Term Transactions for Which Basis Is Reported to the IRS - Report on Form 8949, Part I, with Box A checked.**Covered (Box 6b)**

Description (Box 8): EATON VANCE PARAMETRIC TAX-MANAGED EMERGING MKTS FDCI

CUSIP: 277907606

Disposition	Disposition Method	Quantity	Date of Acquisition	Date of Sale or Exchange	Gross Proceeds Less Commissions and Option Premiums	Cost or Other Basis	Adjustments	Realized Gain or (Loss)
SELL	FIRST IN FIRST OUT	33.824	12/28/2012	01/31/2013	1,651.98	1,630.00		21.98

Description (Box 8): PIMCO TOTAL RETURN FUND INSTITUTIONAL CLASS

CUSIP: 693390700

SELL	FIRST IN FIRST OUT	121.308	06/29/2012	06/24/2013	1,291.86	1,370.78		(78.92)
SELL	FIRST IN FIRST OUT	97.126	07/31/2012	06/24/2013	1,034.34	1,114.03		(79.69)
SELL	FIRST IN FIRST OUT	104.626	08/31/2012	06/24/2013	1,114.21	1,203.20		(88.99)
SELL	FIRST IN FIRST OUT	84.209	09/28/2012	06/24/2013	896.78	975.14		(78.36)
SELL	FIRST IN FIRST OUT	123.689	10/31/2012	06/24/2013	1,317.22	1,433.56		(116.34)
SELL	FIRST IN FIRST OUT	126.843	11/30/2012	06/24/2013	1,350.81	1,473.91		(123.10)

Recipient's Name and Address:

THE KILTS FAMILY FOUNDATION
3 GREENWICH OFFICE PARK STE 2

Recipient's Identification
Number 13-4147482

**2013 TAX and
YEAR-END STATEMENT
As of 02/11/2014**

2013 Form 1099-B Proceeds From Broker and Barter Exchange Transactions OMB No. 1545-0715 (Continued)
(For individuals report details on Form 1040 Schedule D Line 1b, 2, 8b or 9)

Disposition Transaction	Disposition Method	Quantity (Box 1e)	Date of Acquisition (Box 1b)	Date of Sale or Exchange (Box 1a)	Gross Proceeds Less Commissions and Option Premiums (Box 2a)	Cost or Other Basis (Box 3)	Adjustments W=Wash Sale Loss (Box 5) O=Option Premium	Realized Gain or (Loss)
Short-Term Transactions for Which Basis Is Reported to the IRS - Report on Form 8949, Part I, with Box A checked.								
Covered (Box 6b) (continued)								
Description (Box 8): PIMCO TOTAL RETURN F UND INSTITUTIONAL CL ASS				CUSIP: 693390700 (continued)				
SELL	FIRST IN FIRST OUT	598 864	12/12/2012	06/24/2013	6,377 58	6,803 09		(425 51)
SELL	FIRST IN FIRST OUT	439 564	12/12/2012	06/24/2013	4,681 12	4,993 45		(312 33)
SELL	FIRST IN FIRST OUT	457 266	12/27/2012	06/24/2013	4,869 63	5,139 67		(270 04)
SELL	FIRST IN FIRST OUT	100 579	12/31/2012	06/24/2013	1,071 11	1,130 51		(59 40)
SELL	FIRST IN FIRST OUT	76 988	01/31/2013	06/24/2013	819 88	861 50		(41 62)
SELL	FIRST IN FIRST OUT	86 515	02/28/2013	06/24/2013	921 34	971 56		(50 22)
SELL	FIRST IN FIRST OUT	110 678	03/28/2013	06/24/2013	1,178 66	1,244 02		(65 36)
SELL	FIRST IN FIRST OUT	130 093	04/30/2013	06/24/2013	1,385 42	1,475 26		(89 84)
SALE DATE TOTAL		2,658,348	VARIOUS	06/24/2013	28,309.96	30,189.68		(1,879.72)

Description (Box 8): PIMCO UNCONSTRAINED BOND FUND INSTL CLAS S				CUSIP: 72201M487				
SELL	FIRST IN FIRST OUT	34 164	06/29/2012	06/24/2013	384 99	388 44		(3 45)
SELL	FIRST IN FIRST OUT	20 188	07/31/2012	06/24/2013	227 49	231 56		(4 07)
SELL	FIRST IN FIRST OUT	18 332	08/31/2012	06/24/2013	206 58	211 18		(4 60)
SELL	FIRST IN FIRST OUT	15 780	09/28/2012	06/24/2013	177 82	183 68		(5 86)
SELL	FIRST IN FIRST OUT	20 736	10/31/2012	06/24/2013	233 67	242 20		(8 53)
SELL	FIRST IN FIRST OUT	22 967	11/30/2012	06/24/2013	258 81	268 25		(9 44)
SELL	FIRST IN FIRST OUT	24 002	12/12/2012	06/24/2013	270 47	279 62		(9 15)



Recipient's Name and Address:

THE KILTS FAMILY FOUNDATION
3 GREENWICH OFFICE PARK STE 2

Recipient's Identification
Number 13-4147482

**2013 TAX and
YEAR-END STATEMENT
As of 02/11/2014**

2013 Form 1099-B
Proceeds From Broker and Barter Exchange Transactions
OMB No. 1545-0715 (Continued)

(For individuals report details on Form 1040 Schedule D Line 1b, 2, 8b or 9)

Disposition Transaction	Disposition Method	Quantity (Box 1e)	Date of Acquisition (Box 1b)	Date of Sale or Exchange (Box 1a)	Gross Proceeds Less Commissions and Option Premiums (Box 2a)	Cost or Other Basis (Box 3)	Adjustments W=Wash Sale Loss (Box 5) O=Option Premium	Realized Gain or (Loss)
Short-Term Transactions for Which Basis Is Reported to the IRS - Report on Form 8949, Part I, with Box A checked.								
Covered (Box 6b) (continued)								
Description (Box 8): PIMCO UNCONSTRAINED BOND FUND INSTL CLAS S					CUSIP: 72201M487 (continued)			
SELL	FIRST IN FIRST OUT	351 416	12/27/2012	06/24/2013	3,960 04	4,034 25		(74 21)
SELL	FIRST IN FIRST OUT	15 199	12/31/2012	06/24/2013	171 27	174 49		(3 22)
SELL	FIRST IN FIRST OUT	12 272	01/31/2013	06/24/2013	138 29	141 50		(3 21)
SELL	FIRST IN FIRST OUT	17 904	02/28/2013	06/24/2013	201 76	207 15		(5 39)
SELL	FIRST IN FIRST OUT	16 880	03/28/2013	06/24/2013	190 22	194 96		(4 74)
SELL	FIRST IN FIRST OUT	19 561	04/30/2013	06/24/2013	220 43	226 71		(6 28)
SALE DATE TOTAL		589.401	VARIOUS	06/24/2013	6,641.84	6,783.99		(142.15)
Description (Box 8): ROYCE PREMIER FUND I NVESTMENT CLASS					CUSIP: 780905600			
SELL	FIRST IN FIRST OUT	330 015	12/06/2012	06/24/2013	6,648 35	6,214 19		434 16
SELL	FIRST IN FIRST OUT	53 685	12/06/2012	06/24/2013	1,081 52	1,010 89		70 63
SELL	FIRST IN FIRST OUT	8 410	12/06/2012	06/24/2013	169 42	158 36		11 06
SELL	FIRST IN FIRST OUT	15 644	12/28/2012	06/24/2013	315 15	294 89		20 26
SALE DATE TOTAL		407.754	VARIOUS	06/24/2013	8,214.44	7,678.33		536.11
Description (Box 8): TCW EMERGING MARKETS INCOME FD CL I					CUSIP: 87234N765			
SELL	VERSUS PURCHASE	10,065 646	08/29/2012	06/24/2013	84,326 83	91,620 80	38 80 W	(7,255 17)
SELL	VERSUS PURCHASE	49 829	08/31/2012	06/24/2013	417 45	450 95		(33 50)
SELL	VERSUS PURCHASE	49 640	09/28/2012	06/24/2013	415 87	453 20		(37 33)

Page 4 (1-13-2014)

Recipient's Name and Address:

THE KILTS FAMILY FOUNDATION
3 GREENWICH OFFICE PARK STE 2

Recipient's Identification
Number: 13-4147482

**2013 TAX and
YEAR-END STATEMENT
As of 02/11/2014**

2013 Form 1099-B
Proceeds From Broker and Barter Exchange Transactions
OMB No. 1545-0715 (Continued)
(For individuals report details on Form 1040 Schedule D Line 1b, 2, 8b or 9)

Disposition Transaction	Disposition Method	Quantity (Box 1e)	Date of Acquisition (Box 1b)	Date of Sale or Exchange (Box 1a)	Gross Proceeds Less Commissions and Option Premiums (Box 2a)	Cost or Other Basis (Box 3)	Adjustments W=Wash Sale Loss (Box 5) O=Option Premium	Realized Gain or (Loss)
Short-Term Transactions for Which Basis Is Reported to the IRS - Report on Form 8949, Part I, with Box A checked.								
Covered (Box 6b) (continued)								
Description (Box 8): TCW EMERGING MARKETS INCOME FD CL I			CUSIP: 87234N765 (continued)					
SELL	VERSUS PURCHASE	49.186	11/01/2012	06/24/2013	412.06	455.43		(43.37)
SELL	VERSUS PURCHASE	49.002	11/30/2012	06/24/2013	410.52	457.69		(47.17)
SELL	VERSUS PURCHASE	49.608	12/28/2012	06/24/2013	415.60	459.85		(44.25)
SELL	VERSUS PURCHASE	237.015	12/28/2012	06/24/2013	1,985.64	2,197.11		(211.47)
SELL	VERSUS PURCHASE	50.667	01/31/2013	06/24/2013	424.47	473.11		(48.64)
SELL	VERSUS PURCHASE	51.294	02/28/2013	06/24/2013	429.73	475.80		(46.07)
SELL	VERSUS PURCHASE	52.045	03/28/2013	06/24/2013	436.02	478.49		(42.47)
SELL	VERSUS PURCHASE	51.572	04/30/2013	06/24/2013	432.05	481.27		(49.22)
SELL	VERSUS PURCHASE	53.540	05/31/2013	06/24/2013	448.55	522.79		(74.24)
Wash sale: 299 day(s) added to holding period								
SALE DATE TOTAL		10,809.044	VARIOUS	06/24/2013	90,554.79	98,526.49		(7,932.90)
Description (Box 8): VIRTUS EMERGING MKTS OPPORTUNITIES FUND CLASS I			CUSIP: 92828T889					
SELL	FIRST IN FIRST OUT	8,073.197	01/31/2013	06/24/2013	74,975.00	84,551.23	27.60 W	(9,548.63)
Short-Term Covered Total					210,348.01	229,359.72		(18,945.31)



Recipient's Name and Address:THE KILTS FAMILY FOUNDATION
3 GREENWICH OFFICE PARK STE 2Recipient's Identification
Number 13-4147482**2013 TAX and
YEAR-END STATEMENT**
As of 02/11/2014**2013 Form 1099-B****Proceeds From Broker and Barter Exchange Transactions**
(For individuals report details on Form 1040 Schedule D Line 1b, 2, 8b or 9)

OMB No. 1545-0715 (Continued)

Disposition Transaction	Disposition Method	Quantity (Box 1e)	Date of Acquisition (Box 1b)	Date of Sale or Exchange (Box 1a)	Gross Proceeds Less Commissions and Option Premiums (Box 2a)	Cost or Other Basis (Box 3)	Adjustments W=Wash Sale Loss (Box 5) O=Option Premium	Realized Gain or (Loss)
----------------------------	--------------------	----------------------	------------------------------------	--	---	--------------------------------------	--	-------------------------------

Long-Term Transactions for Which Basis Is Reported to the IRS - Report on Form 8949, Part II, with Box D checked.**Covered (Box 6b)****Description (Box 8):** PIMCO TOTAL RETURN FUND INSTITUTIONAL CLASS

CUSIP: 693390700

SELL	FIRST IN FIRST OUT	115.201	01/31/2012	06/24/2013	1,226.83	1,281.04	52.04 W	(2.17)
SELL	FIRST IN FIRST OUT	107.859	02/29/2012	06/24/2013	1,148.64	1,199.39		(50.75)
SELL	FIRST IN FIRST OUT	133.701	03/30/2012	06/24/2013	1,423.84	1,482.74		(58.90)
SELL	FIRST IN FIRST OUT	122.672	04/30/2012	06/24/2013	1,306.39	1,376.38		(69.99)
SELL	FIRST IN FIRST OUT	135.790	05/31/2012	06/24/2013	1,446.09	1,531.71		(85.62)
SELL	FIRST IN FIRST OUT	110.592	05/31/2013	06/24/2013	1,177.72	1,276.29		(98.57)

Wash sale: 510 day(s) added to holding period

SALE DATE TOTAL		725.815	VARIOUS	06/24/2013	7,729.51	8,147.55		(366.00)
-----------------	--	---------	---------	------------	----------	----------	--	----------

Description (Box 8): PIMCO UNCONSTRAINED BOND FUND INSTL CLASS

CUSIP: 72201M487

SELL	FIRST IN FIRST OUT	13.036	01/31/2012	06/24/2013	146.90	143.53		3.37
SELL	FIRST IN FIRST OUT	27.433	02/29/2012	06/24/2013	309.14	302.59		6.55
SELL	FIRST IN FIRST OUT	44.645	03/30/2012	06/24/2013	503.10	492.88		10.22
SELL	FIRST IN FIRST OUT	40.453	04/30/2012	06/24/2013	455.86	451.45		4.41
SELL	FIRST IN FIRST OUT	42.789	05/31/2012	06/24/2013	482.18	483.94	0.82 W	(0.94)
SELL	FIRST IN FIRST OUT	20.042	05/31/2013	06/24/2013	225.86	231.70		(5.84)

Wash sale: 389 day(s) added to holding period

SALE DATE TOTAL		188.398	VARIOUS	06/24/2013	2,123.04	2,106.09		17.77
-----------------	--	---------	---------	------------	----------	----------	--	-------

Recipient's Name and Address:

THE KILTS FAMILY FOUNDATION
3 GREENWICH OFFICE PARK STE 2

Recipient's Identification
Number 13-4147482

**2013 TAX and
YEAR-END STATEMENT**
As of 02/11/2014

2013 Form 1099-B Proceeds From Broker and Barter Exchange Transactions OMB No. 1545-0715 (Continued)
(For individuals report details on Form 1040 Schedule D Line 1b, 2, 8b or 9)

Disposition Transaction	Disposition Method	Quantity (Box 1e)	Date of Acquisition (Box 1b)	Date of Sale or Exchange (Box 1a)	Gross Proceeds Less Commissions and Option Premiums (Box 2a)	Cost or Other Basis (Box 3)	Adjustments W=Wash Sale Loss (Box 5) O=Option Premium	Realized Gain or (Loss)
Long-Term Covered Total					9,852.55	10,253.64		(348.23)
Covered Total					220,200.56	239,613.36		(19,293.54)

Long-Term Transactions for Which Basis Is Not Reported to the IRS - Report on Form 8949, Part II, with Box E checked.

Noncovered (Box 6a)

Description (Box 8): EATON VANCE PARAMETRIC TAX-MANAGED EMERGING MKTS FDCI					CUSIP: 277907606			
SELL	FIRST IN FIRST OUT	879 473	09/21/2010	01/31/2013	42,953.87	41,712.00		1,241.87
SELL	FIRST IN FIRST OUT	796 443	10/25/2010	01/31/2013	38,898.65	40,333.00		(1,434.35)
SELL	FIRST IN FIRST OUT	29 656	12/30/2010	01/31/2013	1,448.41	1,501.79		(53.38)
SELL	FIRST IN FIRST OUT	26 258	12/29/2011	01/31/2013	1,282.45	1,076.05		206.40
SALE DATE TOTAL		1,731.830	VARIOUS	01/31/2013	84,583.38	84,622.84		(39.46)

Description (Box 8): PIMCO TOTAL RETURN FUND INSTITUTIONAL CLASS					CUSIP: 693390700			
SELL	FIRST IN FIRST OUT	21,636 592	09/21/2010	06/24/2013	230,417.96	250,144.00		(19,726.04)
SELL	FIRST IN FIRST OUT	16 317	10/04/2010	06/24/2013	173.77	189.28		(15.51)
SELL	FIRST IN FIRST OUT	17,122 327	10/25/2010	06/24/2013	182,343.49	200,185.00		(17,841.51)
SELL	FIRST IN FIRST OUT	69 204	11/02/2010	06/24/2013	736.99	809.00		(72.01)
SELL	FIRST IN FIRST OUT	112 443	11/30/2010	06/24/2013	1,197.46	1,291.96		(94.50)
SELL	FIRST IN FIRST OUT	1,334 778	12/08/2010	06/24/2013	14,214.66	14,415.60		(200.94)
SELL	FIRST IN FIRST OUT	610 324	12/08/2010	06/24/2013	6,499.62	6,591.50		(91.88)
SELL	FIRST IN FIRST OUT	131 323	01/04/2011	06/24/2013	1,398.52	1,424.85		(26.33)
SELL	FIRST IN FIRST OUT	108 854	01/31/2011	06/24/2013	1,159.24	1,181.06		(21.82)



Recipient's Name and Address:

THE KILTS FAMILY FOUNDATION
3 GREENWICH OFFICE PARK STE 2

Recipient's Identification
Number 13-4147482

**2013 TAX and
YEAR-END STATEMENT
As of 02/11/2014**

2013 Form 1099-B
Proceeds From Broker and Barter Exchange Transactions
OMB No. 1545-0715 (Continued)

(For individuals report details on Form 1040 Schedule D Line 1b, 2, 8b or 9)

Disposition Transaction	Disposition Method	Quantity (Box 1e)	Date of Acquisition (Box 1b)	Date of Sale or Exchange (Box 1a)	Gross Proceeds Less Commissions and Option Premiums (Box 2a)	Cost or Other Basis (Box 3)	Adjustments W=Wash Sale Loss (Box 5) O=Option Premium	Realized Gain or (Loss)
Long-Term Transactions for Which Basis Is Not Reported to the IRS - Report on Form 8949, Part II, with Box E checked.								
Noncovered (Box 6a) (continued)								
Description (Box 8): PIMCO TOTAL RETURN FUND INSTITUTIONAL CL ASS			CUSIP: 693390700 (continued)					
SELL	FIRST IN FIRST OUT	112 778	02/28/2011	06/24/2013	1,201 02	1,227 02		(26 00)
SELL	FIRST IN FIRST OUT	117 391	03/31/2011	06/24/2013	1,250 15	1,277 21		(27 06)
SELL	FIRST IN FIRST OUT	117 148	04/30/2011	06/24/2013	1,247 56	1,292 14		(44 58)
SELL	FIRST IN FIRST OUT	117 840	05/31/2011	06/24/2013	1,254 93	1,303 30		(48 37)
SELL	FIRST IN FIRST OUT	113 597	06/30/2011	06/24/2013	1,209 75	1,248 42		(38 67)
SELL	FIRST IN FIRST OUT	106 400	07/31/2011	06/24/2013	1,133 10	1,181 03		(47 93)
SELL	FIRST IN FIRST OUT	100 739	08/31/2011	06/24/2013	1,072 82	1,109 13		(36 31)
SELL	FIRST IN FIRST OUT	116 415	09/30/2011	06/24/2013	1,239 76	1,256 12		(16 36)
SELL	FIRST IN FIRST OUT	114 508	10/31/2011	06/24/2013	1,219 45	1,249 28		(29 83)
SELL	FIRST IN FIRST OUT	125 946	11/30/2011	06/24/2013	1,341 26	1,357 70		(16 44)
SELL	FIRST IN FIRST OUT	254 022	12/28/2011	06/24/2013	2,705 20	2,751 06		(45 86)
SELL	FIRST IN FIRST OUT	123 978	12/30/2011	06/24/2013	1,320 30	1,347 64		(27 34)
SALE DATE TOTAL		42,662.924	VARIOUS	06/24/2013	454,337.01	492,832.30		(38,495.29)

Description (Box 8): PIMCO UNCONSTRAINED BOND FUND INSTL CLAS S

CUSIP: 72201M487

SELL	FIRST IN FIRST OUT	18,450 185	08/21/2009	06/24/2013	207,911 52	200,025 00		7,886 52
SELL	FIRST IN FIRST OUT	13 292	09/02/2009	06/24/2013	149 78	145 15		4 63
SELL	FIRST IN FIRST OUT	35 662	09/30/2009	06/24/2013	401 87	395 13		6 74

Recipient's Name and Address:

THE KILTS FAMILY FOUNDATION
3 GREENWICH OFFICE PARK STE 2

Recipient's Identification
Number 13-4147482

**2013 TAX and
YEAR-END STATEMENT
As of 02/11/2014**

2013 Form 1099-B

Proceeds From Broker and Barter Exchange Transactions
(For individuals report details on Form 1040 Schedule D Line 1b, 2, 8b or 9)

OMB No. 1545-0715 (Continued)

Disposition Transaction	Disposition Method	Quantity (Box 1e)	Date of Acquisition (Box 1b)	Date of Sale or Exchange (Box 1a)	Gross Proceeds Less Commissions and Option Premiums (Box 2a)	Cost or Other Basis (Box 3)	Adjustments W=Wash Sale Loss (Box 5) O=Option Premium	Realized Gain or (Loss)
----------------------------	--------------------	----------------------	------------------------------------	--	---	--------------------------------------	--	-------------------------------

Long-Term Transactions for Which Basis Is Not Reported to the IRS - Report on Form 8949, Part II, with Box E checked.

Noncovered (Box 6a) (continued)

Description (Box 8): PIMCO UNCONSTRAINED BOND FUND INSTL CLAS S

CUSIP: 72201M487 (continued)

SELL	FIRST IN FIRST OUT	55 586	10/31/2009	06/24/2013	626 39	615.33		11.06
SELL	FIRST IN FIRST OUT	39 843	11/30/2009	06/24/2013	448.98	442.25		6 73
SELL	FIRST IN FIRST OUT	35.349	12/09/2009	06/24/2013	398.34	382.12		16.22
SELL	FIRST IN FIRST OUT	399 430	12/09/2009	06/24/2013	4,501.10	4,317.84		183.26
SELL	FIRST IN FIRST OUT	60.854	01/05/2010	06/24/2013	685.75	657 22		28.53
SELL	FIRST IN FIRST OUT	46 857	01/31/2010	06/24/2013	528 02	510.73		17 29
SELL	FIRST IN FIRST OUT	41.645	02/28/2010	06/24/2013	469.29	455.59		13.70
SELL	FIRST IN FIRST OUT	43 921	03/31/2010	06/24/2013	494 94	483.57		11.37
SELL	FIRST IN FIRST OUT	47.429	04/30/2010	06/24/2013	534.47	527 41		7.06
SELL	FIRST IN FIRST OUT	41 231	05/31/2010	06/24/2013	464 62	454 77		9 85
SELL	FIRST IN FIRST OUT	35 004	06/30/2010	06/24/2013	394 45	387.84		6 61
SELL	FIRST IN FIRST OUT	34.611	07/31/2010	06/24/2013	390 02	384 52		5 50
SELL	FIRST IN FIRST OUT	39.001	08/31/2010	06/24/2013	439.49	439 15		0.34
SELL	FIRST IN FIRST OUT	38 675	09/30/2010	06/24/2013	435 82	437 41		(1 59)
SELL	FIRST IN FIRST OUT	40.213	10/31/2010	06/24/2013	453.15	455.21		(2 06)
SELL	FIRST IN FIRST OUT	41.257	11/30/2010	06/24/2013	464 92	462 49		2.43
SELL	FIRST IN FIRST OUT	5 603	12/08/2010	06/24/2013	63.14	62.14		1.00



Recipient's Name and Address:THE KILTS FAMILY FOUNDATION
3 GREENWICH OFFICE PARK STE 2Recipient's Identification
Number 13-4147482**2013 TAX and
YEAR-END STATEMENT
As of 02/11/2014****2013 Form 1099-B****Proceeds From Broker and Barter Exchange Transactions****OMB No. 1545-0715 (Continued)**

(For individuals report details on Form 1040 Schedule D Line 1b, 2, 8b or 9)

Disposition Transaction	Disposition Method	Quantity (Box 1e)	Date of Acquisition (Box 1b)	Date of Sale or Exchange (Box 1a)	Gross Proceeds Less Commissions and Option Premiums (Box 2a)	Cost or Other Basis (Box 3)	Adjustments W=Wash Sale Loss (Box 5) O=Option Premium	Realized Gain or (Loss)
Long-Term Transactions for Which Basis Is Not Reported to the IRS - Report on Form 8949, Part II, with Box E checked.								
Noncovered (Box 6a) (continued)								
Description (Box 8): PIMCO UNCONSTRAINED BOND FUND INSTL CLAS S					CUSIP: 72201M487 (continued)			
SELL	FIRST IN FIRST OUT	36 561	12/08/2010	06/24/2013	412 00	405 46		6 54
SELL	FIRST IN FIRST OUT	38 721	01/04/2011	06/24/2013	436 34	429 80		6 54
SELL	FIRST IN FIRST OUT	34 720	01/31/2011	06/24/2013	391 25	386 08		5 17
SELL	FIRST IN FIRST OUT	28 212	02/28/2011	06/24/2013	317 92	314 84		3 08
SELL	FIRST IN FIRST OUT	36 178	03/31/2011	06/24/2013	407 68	404 10		3 58
SELL	FIRST IN FIRST OUT	34 981	04/30/2011	06/24/2013	394 19	390 73		3 46
SELL	FIRST IN FIRST OUT	40 130	05/31/2011	06/24/2013	452 22	446 24		5 98
SELL	FIRST IN FIRST OUT	35 781	06/30/2011	06/24/2013	403 21	397 16		6 05
SELL	FIRST IN FIRST OUT	28 160	07/31/2011	06/24/2013	317 33	312 29		5 04
SELL	FIRST IN FIRST OUT	23 024	08/31/2011	06/24/2013	259 45	253 26		6 19
SELL	FIRST IN FIRST OUT	25 083	09/30/2011	06/24/2013	282 66	274 41		8 25
SELL	FIRST IN FIRST OUT	23 493	10/31/2011	06/24/2013	264 74	257 48		7 26
SELL	FIRST IN FIRST OUT	27 922	11/30/2011	06/24/2013	314 65	304 63		10 02
SELL	FIRST IN FIRST OUT	149 488	12/28/2011	06/24/2013	1,684 55	1,626 43		58 12
SELL	FIRST IN FIRST OUT	19 848	12/30/2011	06/24/2013	223 66	216 15		7 51
SALE DATE TOTAL		20,127.950	VARIOUS	06/24/2013	226,817.91	218,459.93		8,357.98

Recipient's Name and Address:THE KILTS FAMILY FOUNDATION
3 GREENWICH OFFICE PARK STE 2Recipient's Identification
Number 13-4147482**2013 TAX and
YEAR-END STATEMENT
As of 02/11/2014****2013 Form 1099-B Proceeds From Broker and Barter Exchange Transactions OMB No. 1545-0715 (Continued)**
(For individuals report details on Form 1040 Schedule D Line 1b, 2, 8b or 9)

Disposition Transaction	Disposition Method	Quantity (Box 1e)	Date of Acquisition (Box 1b)	Date of Sale or Exchange (Box 1a)	Gross Proceeds Less Commissions and Option Premiums (Box 2a)	Cost or Other Basis (Box 3)	Adjustments W=Wash Sale Loss (Box 5) O=Option Premium	Realized Gain or (Loss)
Long-Term Transactions for Which Basis Is Not Reported to the IRS - Report on Form 8949, Part II, with Box E checked.								
Noncovered (Box 6a) (continued)								
Description (Box 8): ROYCE PREMIER FUND INVESTMENT CLASS				CUSIP: 780905600				
SELL	FIRST IN FIRST OUT	996 720	09/21/2010	06/24/2013	20,079 53	17,329 49		2,750 04
SELL	FIRST IN FIRST OUT	3,515 889	10/25/2010	06/24/2013	70,829 71	64,858 00		5,971 71
SELL	FIRST IN FIRST OUT	99 795	12/09/2010	06/24/2013	2,010 43	1,972 95		37 48
SELL	FIRST IN FIRST OUT	644 738	12/08/2011	06/24/2013	12,988 64	11,856 73		1,131 91
SELL	FIRST IN FIRST OUT	21 643	12/08/2011	06/24/2013	436 01	398 01		38 00
SALE DATE TOTAL		5,278.785	VARIOUS	06/24/2013	106,344.32	96,415.18		9,929.14
Long-Term Noncovered Total					872,082.62	892,330.25		(20,247.63)
Noncovered Total					872,082.62	892,330.25		(20,247.63)
Total					1,092,283.18	1,131,943.61		(39,541.17)

IRS Form 1099-B - Proceeds from Broker and Barter Exchange Transactions

The amounts in this section of your Tax Information Statement reflect proceeds from securities transactions such as sales, redemptions, tender offers, return of principal distributions, the option premium portion of reverse convertibles and bond maturities. Short-term and long-term transactions are segregated in your 1099-B form in a format comparable to IRS Form 8949, for dispositions of covered and noncovered securities. Since your financial organization subscribes to our premium Tax and Year-End Statement, the date of acquisition, cost or other basis, type of gain or loss (long-term or short-term) and whether any loss is disallowed due to a wash sale for both covered and noncovered securities transactions will be displayed when available. Please note that such detail for noncovered transactions is not reported to the IRS.

Type of Gain or (Loss) (Box 1c). The section headings within the 1099-B indicate the type of gain or (loss) for the transactions, short-term or long-term.

Covered (b) or Noncovered (a) Security (Box 6). The section headings within the 1099-B indicate whether your security transaction is or is not a covered security under the IRS cost basis reporting program.

Description (Box 8). Shows a brief description of the item or service for which the proceeds are being reported.

CUSIP. Broker transactions may show the Committee on Uniform Security Identification Procedures (CUSIP) number of the item reported.

Disposition Transaction. This column will denote the type of transaction, for example "SELL."

Disposition Method. The method used to select the lot will be displayed as, for example, first-in first-out (FIFO). Please refer to the Client Service Information Section in your brokerage account statement for your account's existing tax-lot disposition method.

Quantity (Box 1e). The number of shares included in the sale or exchange for the lot reported. If fractional shares are part of the disposition, those shares will be displayed to three decimal places.

Date of Acquisition (Box 1b). This box represents the date you acquired the security or, for short sales, the date you opened the short sale. You may see the word "VARIOUS" displayed in this column if the disposition transaction includes multiple lots with various acquisition dates.

Date of Sale or Exchange (Box 1a). This box shows the trade date of the sale or exchange. For short sales, the date shown is the date you closed the short sale.



Short term transactions

This category includes sales of assets held 12 months or less

Description	Symbol	Cusip	Quantity sold	Date of acquisition	Sale date	Sales price less commissions	Cost or other basis	Net gain or loss
S ANDERSON FARMS INC	SAFM	800013104	32	03 22 13	09 10 13	\$2,085 44	\$1,743 45	\$341 99
J2 GLOBAL INC	JCOM	48123V102	46	03 22 13	09 13 13	\$2,324 95	\$1,729 47	\$595 48
TOWER GROUP INTERNATIONAL LT	TWGP	G8988C105	204	03 22 13	09 30 13	\$1,369 75	\$3,765 82	\$-2,396 07
J2 GLOBAL INC	JCOM	48123V102	64	03 22 13	10 08 13	\$3,238 92	\$2,406 22	\$832 70
AMERICAN EQUITY INV'T LIFE HLDG	AEL	025676206	214	03 22 13	10 11 13	\$4,565 08	\$3,174 90	\$1,390 18
KAY'DON CORP	KDN	486587108	41	04 29 13	10 15 13	\$1,455 50	\$969 59	\$485 91
KAY'DON CORP	KDN	486587108	86	05 01 13	10 15 13	\$3,053 00	\$2,012 91	\$1,040 09
KAY'DON CORP	KDN	486587108	68	04 30 13	10 15 13	\$2,414 00	\$1,617 86	\$796 14
KAY'DON CORP	KDN	486587108	17	05 01 13	10 15 13	\$603 50	\$400 49	\$203 01
BRINKS CO	BCO	109696104	124	03 22 13	10 24 13	\$3,767 53	\$3,417 19	\$350 34
CARBO CERAMICS INC	CRR	140781105	31	03 22 13	10 31 13	\$3,707 84	\$2,874 63	\$833 21
CARBO CERAMICS INC	CRR	140781105	18	05 01 13	11 07 13	\$2,109 77	\$1,262 79	\$846 98
J2 GLOBAL INC	JCOM	48123V102	31	03 22 13	11 07 13	\$1,441 92	\$1,165 51	\$276 41
CARBO CERAMICS INC	CRR	140781105	20	03 22 13	11 07 13	\$2,344 18	\$1,854 60	\$489 58
J2 GLOBAL INC	JCOM	48123V102	120	03 22 13	12 02 13	\$5,505 14	\$4,511 67	\$993 47
CARBO CERAMICS INC	CRR	140781105	1	05 01 13	12 03 13	\$121 37	\$70 16	\$51 21
CARBO CERAMICS INC	CRR	140781105	38	06 13 13	12 03 13	\$4,612 22	\$2,565 17	\$2,047 05
OLD DOMINION FGHT LINES INC	ODFL	679580100	111	03 22 13	12 10 13	\$5,544 02	\$4,251 61	\$1,292 41
BIOMED RLTY TR INC	BMR	09063H107	191	03 22 13	12 11 13	\$3,495 64	\$4,210 98	\$-715 34
HOME PPTY'S N Y INC	HME	437306103	67	03 22 13	12 19 13	\$3,518 00	\$4,232 38	\$-714 38
BRINKS CO	BCO	109696104	55	03 22 13	12 20 13	\$1,820 23	\$1,515 69	\$304 54
Total short term gain/loss from sales:						\$101,375 89	\$92,122 30	\$9,253 59

Proceeds From Broker Transactions

We have adjusted tax costs for amortization of premium paid for the acquisition of municipal bonds through date of sale and for non-taxable dividends. An asterisk symbol (*) next to the tax cost indicates that the tax cost has been adjusted for the current year's return of capital. However, we have not made adjustments to the cost basis of all partnerships.

If applicable, we have shown IRC Section 988 translation gains and losses separately within the sales sections. Please note these gains or losses are not entitled to capital gains treatment. Rather, under IRC Section 988, they are either ordinary income or loss. However, we have not made adjustments to the cost basis of all partnerships.

Short term transactions

This category includes sales of assets held 12 months or less.

Description	Symbol	Cusip	Quantity sold	Date of acquisition	Sale date	Sales price less commissions	Cost or other basis	Net gain or loss
CARDTRONICS INC	CATM	14161H108	18	01/25/12	01/04/13	\$425.70	\$495.54	\$-69.84
CARDTRONICS INC	CATM	14161H108	16	02/24/12	01/04/13	\$378.39	\$449.60	\$-71.21
CARDTRONICS INC	CATM	14161H108	28	01/11/12	01/04/13	\$662.19	\$745.77	\$-83.58
CARDTRONICS INC	CATM	14161H108	15	01/11/12	01/07/13	\$349.26	\$399.52	\$-50.26
TRACTOR SUPPLY CO	TSCO	892356106	17	02/24/12	01/30/13	\$1,588.82	\$1,431.74	\$157.08
ULTA SALON COSMETICS & FRAGRAN	ULTA	90384S303	12	02/24/12	01/30/13	\$1,170.67	\$985.68	\$184.99
IRON MTN INC PA	IRM	462846106	77	02/24/12	02/04/13	\$2,631.33	\$2,356.96	\$274.37
PENN NATL GAMING INC	PENN	707569109	95	06/13/12	02/06/13	\$4,949.76	\$4,101.54	\$848.22
PENN NATL GAMING INC	PENN	707569109	68	02/05/13	02/06/13	\$3,542.99	\$3,505.07	\$37.92
SELECT MED HLDGS CORP	SEM	81619Q105	90	07/17/12	02/22/13	\$839.35	\$963.11	\$-123.76
SELECT MED HLDGS CORP	SEM	81619Q105	136	02/05/13	02/22/13	\$1,268.35	\$1,296.08	\$-27.73
SELECT MED HLDGS CORP	SEM	81619Q105	110	07/18/12	02/22/13	\$1,025.87	\$1,218.31	\$-192.44
MYRIAD GENETICS INC	MYGN	62855J104	59	02/05/13	02/27/13	\$1,488.70	\$1,592.41	\$-103.71
MYRIAD GENETICS INC	MYGN	62855J104	86	07/17/12	02/27/13	\$2,169.97	\$2,198.11	\$-28.14
SANDRIDGE ENERGY INC	SD	80007P307	412	02/05/13	02/27/13	\$2,319.18	\$2,566.76	\$-247.58
WESTERN REFNG INC	WNR	959319104	146	02/05/13	04/12/13	\$4,471.08	\$5,232.63	\$-761.55
COINSTAR INC	CSTR	19259P300	7	02/05/13	05/14/13	\$386.46	\$350.50	\$35.96
VOLCANO CORP	VOLC	928645100	188	02/05/13	05/14/13	\$3,205.35	\$4,641.10	\$-1,435.75

Short term transactions

This category includes sales of assets held 12 months or less.

Description	Symbol	Cusip	Quantity sold	Date of acquisition	Sale date	Sales price less commissions	Cost or other basis	Net gain or loss
DICE HLDGS INC	DHX	253017107	182	02/05/13	05/22/13	\$1,722.71	\$1,715.35	\$7.36
LENDER PROCESSING SVCS INC	LPS	52602E102	148	02/05/13	07/03/13	\$4,776.90	\$3,631.49	\$1,145.41
EAGLE MATLS INC	EXP	26969P108	114	07/17/12	07/08/13	\$7,423.62	\$4,336.17	\$3,087.45
EAGLE MATLS INC	EXP	26969P108	77	02/05/13	07/08/13	\$5,014.20	\$5,084.96	\$-70.76
PVH CORP	PVH	693656100	36	02/05/13	09/16/13	\$4,474.63	\$4,205.16	\$269.47
PVH CORP	PVH	693656100	51	09/20/12	09/16/13	\$6,339.07	\$4,714.51	\$1,624.56
HERTZ GLOBAL HLDGS INC	HTZ	42805T105	440	02/05/13	09/17/13	\$12,006.86	\$8,085.22	\$3,921.64
PANERA BREAD COMPANY CLA	PNRA	69840W108	29	02/05/13	09/19/13	\$4,930.62	\$4,796.60	\$134.02
ONYX PHARMACEUTICALS INC DEL	ONXX	683399109	34	01/28/13	10/08/13	\$4,250.00	\$2,645.76	\$1,604.24
ONYX PHARMACEUTICALS INC DEL	ONXX	683399109	46	02/05/13	10/08/13	\$5,750.00	\$3,569.60	\$2,180.40
JARDEN CORP	JAH	471109108	178.5	02/05/13	10/16/13	\$8,662.67	\$7,130.48	\$1,532.19
DSW INC CLA	DSW	23334L102	56	02/05/13	10/22/13	\$4,475.15	\$3,815.84	\$659.31
TOWERS WATSON & CO	TW	891894107	37	02/05/13	11/06/13	\$4,076.64	\$2,264.97	\$1,811.67
SOLARWINDS INC	SWI	83416B109	131	02/05/13	11/18/13	\$4,283.14	\$6,948.24	\$-2,665.10
UNITED THERAPEUTICS CORP DEL	UTHR	91307C102	34	02/05/13	11/21/13	\$3,134.24	\$1,859.12	\$1,275.12
INCYTE PHARMACEUTICALS INC	INCY	45337C102	98	02/05/13	11/22/13	\$4,749.51	\$1,786.07	\$2,963.44
RACKSPACE HOSTING INC	RAX	750086100	94	02/05/13	11/22/13	\$3,602.52	\$7,107.12	\$-3,504.60
LKQ CORP	LKQ	501889208	122	02/05/13	12/10/13	\$4,147.33	\$2,820.19	\$1,327.14
JABIL CIRCUIT INC COM	JBL	466313103	244	02/05/13	12/10/13	\$4,860.88	\$4,740.90	\$119.98
AKAMAI TECHNOLOGIES INC	AKAM	00971T101	145	02/05/13	12/10/13	\$6,534.82	\$5,998.63	\$536.19
IXIA	XXIA	45071R109	53	02/05/13	12/19/13	\$673.24	\$1,033.87	\$-360.63
PAREXEL INTL CORP	PRXL	699462107	113	02/05/13	12/19/13	\$4,754.51	\$3,862.68	\$891.83
IXIA	XXIA	45071R109	178	02/05/13	12/20/13	\$2,255.97	\$3,472.25	\$-1,216.28
IXIA	XXIA	45071R109	90	01/30/13	12/20/13	\$1,140.66	\$1,693.10	\$-552.44
PAREXEL INTL CORP	PRXL	699462107	64	02/05/13	12/20/13	\$2,717.28	\$2,187.71	\$529.57
IXIA	XXIA	45071R109	28	01/30/13	12/23/13	\$359.69	\$526.74	\$-167.05
ILLUMINA INC	ILMN	452327109	116	02/05/13	12/23/13	\$12,431.41	\$5,917.16	\$6,514.25
ILLUMINA INC	ILMN	452327109	32	02/05/13	12/24/13	\$3,426.76	\$1,632.32	\$1,794.44

Short term transactions

This category includes sales of assets held 12 months or less.

Description	Symbol	Cusip	Quantity sold	Date of acquisition	Sale date	Sales price less commissions	Cost or other basis	Net gain or loss
GENOMIC HEALTH INC	GHDX	37244C101	87	02/05/13	12/26/13	\$2,582.89	\$2,479.50	\$103.39
GENOMIC HEALTH INC	GHDX	37244C101	18	01/04/13	12/26/13	\$534.39	\$503.19	\$31.20
GENOMIC HEALTH INC	GHDX	37244C101	41	01/07/13	12/26/13	\$1,217.22	\$1,152.37	\$64.85
Total short term gain/loss from sales:						\$170,182.95	\$146,247.70	\$23,935.25

Short term transactions with loss disallowed due to wash sale

This category includes sales of assets held 12 months or less.

Description	Symbol	Cusip	Quantity sold	Date of acquisition	Sale date	Sales price less commissions	Cost or other basis	Net gain or loss
								Portion subject to 988
								Wash sale loss disallowed
COINSTAR INC	CSTR	19259P300	13	03/26/12	02/21/13	\$696.81	\$822.74	\$-125.93
								\$0.00
COINSTAR INC	CSTR	19259P300	87	03/08/12	02/21/13	\$4,663.23	\$5,414.96	\$-751.73
								\$0.00
Total short term gain/loss from sales:						\$5,360.04	\$6,237.70	\$-877.66
Total short term loss disallowed from wash sales:								\$877.66
Total short term Section 988 translation gain/loss from securities subject to wash sale:								\$0.00

Long term transactions

This category includes sales of assets held more than 12 months.

Description	Symbol	Cusip	Quantity sold	Date of acquisition	Sale date	Sales price less commissions	Cost or other basis	Net gain or loss
TRACTOR SUPPLY CO	TSCO	892356106	44	03/28/11	01/30/13	\$4,112.24	\$2,505.36	\$1,606.88
TRACTOR SUPPLY CO	TSCO	892356106	19	01/25/12	01/30/13	\$1,775.74	\$1,532.92	\$242.82
ULTA SALON COSMETICS & FRAGRAN ULTA		90384S303	32	03/28/11	01/30/13	\$3,121.79	\$1,532.48	\$1,589.31
ULTA SALON COSMETICS & FRAGRAN ULTA		90384S303	13	01/25/12	01/30/13	\$1,268.23	\$1,020.37	\$247.86

Long term transactions

This category includes sales of assets held more than 12 months.

Description	Symbol	Cusip	Quantity sold	Date of acquisition	Sale date	Sales price less commissions	Cost or other basis	Net gain or loss
IRON MTN INC PA	IRM	462846106	15	04/29/11	02/04/13	\$512.60	\$474.45	\$38.15
IRON MTN INC PA	IRM	462846106	63	03/28/11	02/04/13	\$2,152.91	\$1,954.89	\$198.02
IRON MTN INC PA	IRM	462846106	49	01/25/12	02/04/13	\$1,674.48	\$1,541.05	\$133.43
SANDRIDGE ENERGY INC	SD	80007P307	13	04/29/11	02/27/13	\$73.18	\$160.68	\$-87.50
SANDRIDGE ENERGY INC	SD	80007P307	185	03/28/11	02/27/13	\$1,041.38	\$2,278.74	\$-1,237.36
SANDRIDGE ENERGY INC	SD	80007P307	135	01/25/12	02/27/13	\$759.92	\$1,069.77	\$-309.85
SANDRIDGE ENERGY INC	SD	80007P307	215	02/24/12	02/27/13	\$1,210.25	\$1,837.18	\$-626.93
WESTERN REFNG INC	WNR	959319104	89	02/24/12	04/12/13	\$2,725.52	\$1,686.55	\$1,038.97
WESTERN REFNG INC	WNR	959319104	62	01/25/12	04/12/13	\$1,898.67	\$992.62	\$906.05
WESTERN REFNG INC	WNR	959319104	57	08/02/11	04/12/13	\$1,745.56	\$1,159.65	\$585.91
VOLCANO CORP	VOLC	928645100	56	02/24/12	05/13/13	\$961.06	\$1,582.53	\$-621.47
VOLCANO CORP	VOLC	928645100	31	03/28/11	05/13/13	\$532.01	\$780.89	\$-248.88
VOLCANO CORP	VOLC	928645100	48	04/29/11	05/13/13	\$823.76	\$1,272.48	\$-448.72
VOLCANO CORP	VOLC	928645100	65	01/25/12	05/13/13	\$1,115.51	\$1,805.05	\$-689.54
COINSTAR INC	CSTR	19259P300	50	03/08/12	05/13/13	\$2,735.97	\$3,112.04	\$-376.07
COINSTAR INC	CSTR	19259P300	13	03/10/12	05/13/13	\$711.35	\$776.87	\$-65.52
COINSTAR INC	CSTR	19259P300	52	02/21/12	05/13/13	\$2,845.41	\$3,053.03	\$-207.62
VOLCANO CORP	VOLC	928645100	57	03/28/11	05/14/13	\$971.83	\$1,435.83	\$-464.00
COINSTAR INC	CSTR	19259P300	35	02/21/12	05/14/13	\$1,932.32	\$2,054.92	\$-122.60
DICE HLDGS INC	DHX	253017107	29	02/24/12	05/22/13	\$274.50	\$262.37	\$12.13
DICE HLDGS INC	DHX	253017107	62	01/25/12	05/22/13	\$586.86	\$621.86	\$-35.00
DICE HLDGS INC	DHX	253017107	54	05/10/11	05/22/13	\$511.13	\$877.83	\$-366.70
DICE HLDGS INC	DHX	253017107	39	03/28/11	05/22/13	\$369.15	\$591.24	\$-222.09
DICE HLDGS INC	DHX	253017107	83	02/24/12	05/23/13	\$756.03	\$750.94	\$5.09
LENDER PROCESSING SVCS INC	LPS	52602E102	7	02/24/12	07/03/13	\$225.93	\$157.54	\$68.39
LENDER PROCESSING SVCS INC	LPS	52602E102	83	02/24/12	07/05/13	\$2,661.09	\$1,867.91	\$793.18
LENDER PROCESSING SVCS INC	LPS	52602E102	69	12/06/11	07/05/13	\$2,212.24	\$1,341.42	\$870.82
LENDER PROCESSING SVCS INC	LPS	52602E102	54	01/25/12	07/05/13	\$1,731.31	\$866.70	\$864.61

Long term transactions

This category includes sales of assets held more than 12 months.

Description	Symbol	Cusip	Quantity sold	Date of acquisition	Sale date	Sales price less commissions	Cost or other basis	Net gain or loss
HERTZ GLOBAL HLDGS INC	HTZ	42805T105	190	03/28/11	09/17/13	\$5,184.78	\$3,097.00	\$2,087.78
HERTZ GLOBAL HLDGS INC	HTZ	42805T105	174	01/25/12	09/17/13	\$4,748.17	\$2,347.99	\$2,400.18
HERTZ GLOBAL HLDGS INC	HTZ	42805T105	271	02/24/12	09/17/13	\$7,395.14	\$3,976.57	\$3,418.57
PANERA BREAD COMPANY CL A	PNRA	69840W108	24	09/20/11	09/19/13	\$4,080.51	\$2,806.68	\$1,273.83
PANERA BREAD COMPANY CL A	PNRA	69840W108	10	01/25/12	09/19/13	\$1,700.21	\$1,475.50	\$224.71
PANERA BREAD COMPANY CL A	PNRA	69840W108	10	02/24/12	09/19/13	\$1,700.21	\$1,513.80	\$186.41
ONYX PHARMACEUTICALS INC DEL	ONXX	683399109	31	07/17/12	10/08/13	\$3,875.00	\$2,121.39	\$1,753.61
JARDEN CORP	JAH	471109108	30	05/04/12	10/16/13	\$1,455.91	\$817.23	\$638.68
JARDEN CORP	JAH	471109108	220.5	03/15/12	10/16/13	\$10,700.94	\$5,815.10	\$4,885.84
DSW INC CL A	DSW	23334L102	83	06/13/12	10/22/13	\$6,632.80	\$4,799.59	\$1,833.21
TOWERS WATSON & CO	TW	891894107	8	08/02/11	11/06/13	\$881.44	\$491.62	\$389.82
TOWERS WATSON & CO	TW	891894107	31	02/24/12	11/06/13	\$3,415.56	\$1,986.17	\$1,429.39
SOLARWINDS INC	SWI	83416B109	27	08/30/11	11/18/13	\$882.78	\$646.05	\$236.73
SOLARWINDS INC	SWI	83416B109	33	06/01/11	11/18/13	\$1,078.96	\$811.93	\$267.03
SOLARWINDS INC	SWI	83416B109	99	05/26/11	11/18/13	\$3,236.88	\$2,287.45	\$949.43
UNITED THERAPEUTICS CORP DEL	UTHR	91307C102	34	09/20/12	11/21/13	\$3,134.24	\$1,974.02	\$1,160.22
INCYTE PHARMACEUTICALS INC	INCY	45337C102	6	02/24/12	11/22/13	\$290.79	\$102.00	\$188.79
INCYTE PHARMACEUTICALS INC	INCY	45337C102	19	01/25/12	11/22/13	\$920.82	\$350.93	\$569.89
RACKSPACE HOSTING INC	RAX	750086100	58	03/28/11	11/22/13	\$2,222.83	\$2,246.92	\$-24.09
RACKSPACE HOSTING INC	RAX	750086100	32	04/29/11	11/22/13	\$1,226.39	\$1,457.92	\$-231.53
RACKSPACE HOSTING INC	RAX	750086100	6	05/20/11	11/22/13	\$229.95	\$293.46	\$-63.51
RACKSPACE HOSTING INC	RAX	750086100	40	01/25/12	11/22/13	\$1,532.98	\$1,705.20	\$-172.22
AKAMAI TECHNOLOGIES INC	AKAM	00971T101	50	02/24/12	12/10/13	\$2,253.39	\$1,863.00	\$390.39
AKAMAI TECHNOLOGIES INC	AKAM	00971T101	50	01/25/12	12/10/13	\$2,253.38	\$1,576.50	\$676.88
LKQ CORP	LKQ	501889208	124	06/13/12	12/10/13	\$4,215.32	\$2,199.31	\$2,016.01
LKQ CORP	LKQ	501889208	50	06/14/12	12/10/13	\$1,699.72	\$896.33	\$803.39
JABIL CIRCUIT INC COM	JBL	466313103	145	02/10/12	12/10/13	\$2,888.64	\$3,478.64	* \$-590.00
JABIL CIRCUIT INC COM	JBL	466313103	217	03/08/12	12/10/13	\$4,323.00	\$5,426.87	* \$-1,103.87

IM KILTS FAMILY FDN - ACM-SMG

Long term transactions

This category includes sales of assets held more than 12 months

Description	Symbol	Cusip	Quantity sold	Date of acquisition	Sale date	Sales price less commissions	Cost or other basis	Net gain or loss
AKAMAI TECHNOLOGIES INC	AKAM	00971T101	118	11/30/11	12/10/13	\$5,317.99	\$3,439.16	\$1,878.83
PAREXEL INTL CORP	PRXL	699462107	55	11/14/12	12/20/13	\$2,335.17	\$1,676.95	\$658.22
ILLUMINA INC	ILMN	452327109	91	02/24/12	12/23/13	\$9,752.23	\$4,658.29	\$5,093.94
IXIA	XXIA	45071R109	21	10/15/12	12/23/13	\$269.77	\$343.84	\$-74.07
IXIA	XXIA	45071R109	34	10/12/12	12/23/13	\$436.76	\$556.13	\$-119.37
IXIA	XXIA	45071R109	106	10/04/12	12/23/13	\$1,361.67	\$1,773.08	\$-411.41
ILLUMINA INC	ILMN	452327109	117	12/08/11	12/24/13	\$12,529.09	\$3,400.20	\$9,128.89
IXIA	XXIA	45071R109	55	10/12/12	12/24/13	\$712.97	\$899.61	\$-186.64
GENOMIC HEALTH INC	GHDX	37244C101	44	07/18/12	12/26/13	\$1,306.29	\$1,556.46	\$-250.17
GENOMIC HEALTH INC	GHDX	37244C101	19	07/17/12	12/26/13	\$564.08	\$653.23	\$-89.15
Total long term gain/loss from sales:						\$164,776.69	\$120,480.28	\$44,296.41

IM KILTS FAMILY FOUNDATION - SGS

Proceeds From Broker Transactions

We have adjusted tax costs for amortization of premium paid for the acquisition of municipal bonds through date of sale and for non-taxable dividends. An asterisk symbol (*) next to the tax cost indicates that the tax cost has been adjusted for the current year's return of capital. However, we have not made adjustments to the cost basis of all partnerships.

If applicable, we have shown IRC Section 988 translation gains and losses separately within the sales sections. Please note these gains or losses are not entitled to capital gains treatment. Rather, under IRC Section 988, they are either ordinary income or loss. However, we have not made adjustments to the cost basis of all partnerships.

Short term transactions

This category includes sales of assets held 12 months or less.

Description	Symbol	Cusip	Quantity sold	Date of acquisition	Sale date	Sales price less commissions	Cost or other basis	Net gain or loss
PRICE T ROWE GROUP INC	TROW	74144T108	184	09/20/13	10/10/13	\$13,531.71	\$13,729.16	\$-197.45
STANLEY BLACK & DECKER INC	SWK	854502101	86	09/20/13	10/17/13	\$6,407.99	\$7,872.01	\$-1,464.02
STANLEY BLACK & DECKER INC	SWK	854502101	144	09/20/13	10/17/13	\$10,727.25	\$13,181.04	\$-2,453.79
STANLEY BLACK & DECKER INC	SWK	854502101	96	09/20/13	10/17/13	\$7,144.77	\$8,787.36	\$-1,642.59
CHEVRONTXACO CORP	CVX	166764100	83	09/20/13	11/08/13	\$9,972.64	\$10,424.39	\$-451.75
EBAY INC	EBAY	278642103	46	09/20/13	11/19/13	\$2,398.04	\$2,513.57	\$-115.53
EBAY INC	EBAY	278642103	211	09/20/13	11/19/13	\$10,994.89	\$11,529.61	\$-534.72
EMC CORPORATION	EMC	268648102	430	09/20/13	11/21/13	\$10,303.87	\$11,586.35	\$-1,282.48
EMC CORPORATION	EMC	268648102	236	09/20/13	11/26/13	\$5,601.36	\$6,359.02	\$-757.66
ANADARKO PETROLEUM	APC	032511107	25	09/20/13	12/11/13	\$2,105.79	\$2,370.38	\$-264.59
CHEVRONTXACO CORP	CVX	166764100	57	09/20/13	12/11/13	\$6,984.99	\$7,158.91	\$-173.92
ANADARKO PETROLEUM	APC	032511107	16	09/20/13	12/11/13	\$1,351.18	\$1,517.04	\$-165.86
ACCENTURE PLC	ACN	G1151C101	67	09/20/13	12/11/13	\$5,001.95	\$5,197.53	\$-195.58
Total short term gain/loss from sales:						\$92,526.43	\$102,226.37	\$-9,699.94

Proceeds From Broker Transactions

We have adjusted tax costs for amortization of premium paid for the acquisition of municipal bonds through date of sale and for non-taxable dividends. An asterisk symbol (*) next to the tax cost indicates that the tax cost has been adjusted for the current year's return of capital. However, we have not made adjustments to the cost basis of all partnerships.

If applicable, we have shown IRC Section 988 translation gains and losses separately within the sales sections. Please note these gains or losses are not entitled to capital gains treatment. Rather, under IRC Section 988, they are either ordinary income or loss. However, we have not made adjustments to the cost basis of all partnerships.

Short term transactions

This category includes sales of assets held 12 months or less.

Description	Symbol	Cusip	Quantity sold	Date of acquisition	Sale date	Sales price less commissions	Cost or other basis	Net gain or loss
LAS VEGAS SANDS CORP	LVS	517834107	110	02/03/12	01/16/13	\$5,721 75	\$5,680 75	\$41 00
LAS VEGAS SANDS CORP	LVS	517834107	69	06/21/12	01/16/13	\$3,589 10	\$3,146 18	\$442 92
LAS VEGAS SANDS CORP	LVS	517834107	73	05/23/12	01/16/13	\$3,797 17	\$3,485.74	\$311 43
ALLERGAN INC	AGN	018490102	5	03/13/12	01/17/13	\$526 18	\$455 09	\$71 09
ALLERGAN INC	AGN	018490102	15	06/21/12	01/17/13	\$1,578 55	\$1,391 87	\$186.68
ALLERGAN INC	AGN	018490102	31	09/11/12	01/17/13	\$3,262.35	\$2,767 60	\$494 75
APPLE COMPUTER INC	AAPL	037833100	11	11/13/12	01/24/13	\$5,074 74	\$6,012 37	\$-937 63
APPLE COMPUTER INC	AAPL	037833100	8	11/15/12	01/24/13	\$3,690 72	\$4,245 68	\$-554 96
APPLE COMPUTER INC	AAPL	037833100	10	05/23/12	01/24/13	\$4,613 40	\$5,648 70	\$-1,035 30
ABBVIE INC	ABBV	00287Y109	59	06/21/12	02/08/13	\$2,120 60	\$1,930 07	\$190 53
ABBVIE INC	ABBV	00287Y109	122	05/23/12	02/08/13	\$4,384 97	\$3,888 52	\$496 45
ABBVIE INC	ABBV	00287Y109	25	05/23/12	02/12/13	\$887 21	\$796 83	\$90 38
ABBVIE INC	ABBV	00287Y109	11	04/05/12	02/12/13	\$390 37	\$350 57	\$39 80
EXPRESS SCRIPTS HLDG CO	ESRX	30219G108	41 26	05/11/12	02/21/13	\$2,325 04	\$2,307 67	\$17 37
EXPRESS SCRIPTS HLDG CO	ESRX	30219G108	97	08/08/12	02/21/13	\$5,466.03	\$5,822 73	\$-356 70
EXPRESS SCRIPTS HLDG CO	ESRX	30219G108	0 74	04/05/12	02/21/13	\$41 70	\$43 38	\$-1 68
EXPRESS SCRIPTS HLDG CO	ESRX	30219G108	2 26	04/05/12	02/21/13	\$127 35	\$128 72	\$-1 37
EXPRESS SCRIPTS HLDG CO	ESRX	30219G108	102	11/07/12	02/26/13	\$5,608 54	\$5,509.58	\$98 96

Short term transactions

This category includes sales of assets held 12 months or less.

Description	Symbol	Cusip	Quantity sold	Date of acquisition	Sale date	Sales price less commissions	Cost or other basis	Net gain or loss
EXPRESS SCRIPTS HLDG CO	ESRX	30219G108	92	05/23/12	02/26/13	\$5,058.68	\$4,723.28	\$335.40
EXPRESS SCRIPTS HLDG CO	ESRX	30219G108	77	06/21/12	02/26/13	\$4,233.90	\$4,135.67	\$98.23
EXPRESS SCRIPTS HLDG CO	ESRX	30219G108	41	05/11/12	02/26/13	\$2,254.41	\$2,293.12	\$-38.71
COSTCO WHSL CORP NEW	COST	22160K105	53	05/31/12	03/12/13	\$5,500.30	\$4,565.62	\$934.68
ORACLE CORPORATION	ORCL	68389X105	180	10/08/12	03/22/13	\$5,726.43	\$5,604.88	\$121.55
ORACLE CORPORATION	ORCL	68389X105	136	08/07/12	03/22/13	\$4,326.64	\$4,288.24	\$38.40
ORACLE CORPORATION	ORCL	68389X105	141	12/19/12	03/22/13	\$4,485.70	\$4,822.17	\$-336.47
COLGATE PALMOLIVE	CL	194162103	39	11/01/12	04/03/13	\$4,597.58	\$4,133.54	\$464.04
PHILIP MORRIS INTL INC	PM	718172109	28	08/06/12	04/18/13	\$2,560.81	\$2,598.93	\$-38.12
PHILIP MORRIS INTL INC	PM	718172109	40	02/21/13	04/18/13	\$3,658.31	\$3,723.18	\$-64.87
GENERAL ELECTRIC CO	GE	369604103	177	06/21/12	04/19/13	\$3,855.74	\$3,519.68	\$336.06
GENERAL ELECTRIC CO	GE	369604103	168	07/23/12	04/19/13	\$3,659.68	\$3,354.45	\$305.23
GENERAL ELECTRIC CO	GE	369604103	171	06/21/12	04/23/13	\$3,687.36	\$3,400.37	\$286.99
QUALCOMM INC	QCOM	747525103	48	11/30/12	04/29/13	\$2,963.47	\$3,050.41	\$-86.94
QUALCOMM INC	QCOM	747525103	65	05/23/12	04/29/13	\$4,013.03	\$3,753.75	\$259.28
SCHLUMBERGER LTD	SLB	806857108	59	05/23/12	04/30/13	\$4,350.04	\$3,928.81	\$421.23
EMC CORPORATION	EMC	268648102	8	05/23/12	05/14/13	\$184.09	\$202.76	\$-18.67
COCA COLA	KO	191216100	108	06/21/12	05/22/13	\$4,567.01	\$4,093.60	\$473.41
MCDONALDS CORP	MCD	580135101	71	12/10/12	05/28/13	\$7,180.65	\$6,361.15	\$819.50
PHILIP MORRIS INTL INC	PM	718172109	35	10/02/12	05/29/13	\$3,237.31	\$3,214.03	\$23.28
PHILIP MORRIS INTL INC	PM	718172109	28	08/06/12	05/29/13	\$2,589.85	\$2,598.93	\$-9.08
QUALCOMM INC	QCOM	747525103	20	06/21/12	06/03/13	\$1,257.22	\$1,133.50	\$123.72
AMERICAN EXPRESS CO	AXP	025816109	87	04/19/13	06/13/13	\$6,518.96	\$5,793.90	\$725.06
PHILIP MORRIS INTL INC	PM	718172109	5	07/09/12	06/17/13	\$463.44	\$450.51	\$12.93
PHILIP MORRIS INTL INC	PM	718172109	32	10/02/12	06/17/13	\$2,966.05	\$2,938.55	\$27.50
QUALCOMM INC	QCOM	747525103	106	06/21/12	06/18/13	\$6,616.83	\$6,007.58	\$609.25
WELLS FARGO & CO (NEW)	WFC	949746101	143	09/17/12	06/20/13	\$5,749.27	\$5,062.84	\$686.43
WELLS FARGO & CO (NEW)	WFC	949746101	60	01/03/13	06/20/13	\$2,412.28	\$2,089.63	\$322.65

IM KILTS FAMILY FDN - MON-LCG

Short term transactions

This category includes sales of assets held 12 months or less.

Description	Symbol	Cusip	Quantity sold	Date of acquisition	Sale date	Sales price less commissions	Cost or other basis	Net gain or loss
MONDELEZ INTL INC	MDLZ	609207105	22	09/14/12	06/20/13	\$636.54	\$569.72	\$66.82
MONDELEZ INTL INC	MDLZ	609207105	190	10/09/12	06/20/13	\$5,497.38	\$5,226.31	\$271.07
ACCENTURE PLC	ACN	G1151C101	71	05/22/13	06/28/13	\$4,969.67	\$5,915.96	\$-946.29
ACCENTURE PLC	ACN	G1151C101	36	04/24/13	06/28/13	\$2,519.84	\$2,785.19	\$-265.35
ACCENTURE PLC	ACN	G1151C101	56	04/30/13	06/28/13	\$3,919.74	\$4,540.30	\$-620.56
ACCENTURE PLC	ACN	G1151C101	61	04/24/13	07/10/13	\$4,506.84	\$4,719.35	\$-212.51
BIOGEN IDEC INC	BIIB	09062X103	9	04/02/13	07/23/13	\$2,027.76	\$1,781.90	\$245.86
BIOGEN IDEC INC	BIIB	09062X103	30	06/13/13	07/23/13	\$6,759.21	\$6,296.53	\$462.68
AMERISOURCEBERGEN CORP	ABC	03073E105	5	07/31/12	07/24/13	\$286.27	\$200.51	\$85.76
UNITED PARCEL SVC INC CL B	UPS	911312106	69	03/25/13	08/15/13	\$5,925.83	\$5,811.94	\$113.89
UNITED PARCEL SVC INC CL B	UPS	911312106	27	01/29/13	08/15/13	\$2,318.80	\$2,220.82	\$97.98
MONSANTO CO NEW	MON	61166W101	46	06/07/13	08/22/13	\$4,396.99	\$4,663.65	\$-266.66
SANOFI-SYNTHELABO SPONSORED AI SNY		80105N105	105	05/28/13	08/22/13	\$5,290.51	\$5,865.21	\$-574.70
SANOFI-SYNTHELABO SPONSORED AI SNY		80105N105	12	02/12/13	08/22/13	\$604.63	\$587.04	\$17.59
SANOFI-SYNTHELABO SPONSORED AI SNY		80105N105	113	04/03/13	08/22/13	\$5,693.60	\$5,882.96	\$-189.36
ABBOTT LABS	ABT	002824100	90	07/10/13	09/04/13	\$3,006.42	\$3,160.60	\$-154.18
ABBOTT LABS	ABT	002824100	143	05/28/13	09/04/13	\$4,776.86	\$5,507.23	\$-730.37
BED BATH & BEYOND INC	BBBY	075896100	80	04/17/13	09/05/13	\$5,811.27	\$5,290.75	\$520.52
WELLS FARGO & CO (NEW)	WFC	949746101	116	01/03/13	09/11/13	\$4,929.16	\$4,039.94	\$889.22
WELLS FARGO & CO (NEW)	WFC	949746101	202	11/05/12	09/11/13	\$8,583.54	\$6,805.76	\$1,777.78
WELLS FARGO & CO (NEW)	WFC	949746101	112	11/20/12	09/11/13	\$4,759.19	\$3,655.56	\$1,103.63
ABBOTT LABS	ABT	002824100	23	07/10/13	09/11/13	\$797.74	\$807.71	\$-9.97
ABBOTT LABS	ABT	002824100	182	03/13/13	09/11/13	\$6,312.54	\$6,361.92	\$-49.38
ABBOTT LABS	ABT	002824100	162	01/15/13	09/11/13	\$5,618.86	\$5,386.03	\$232.83
ABBOTT LABS	ABT	002824100	234	01/17/13	09/11/13	\$8,116.12	\$7,699.30	\$416.82
ALLERGAN INC	AGN	018490102	62	05/02/13	09/11/13	\$5,410.30	\$6,392.84	\$-982.54
ALLERGAN INC	AGN	018490102	63	05/21/13	09/11/13	\$5,497.57	\$6,183.03	\$-685.46
ALLERGAN INC	AGN	018490102	28	09/11/12	09/11/13	\$2,443.36	\$2,499.77	\$-56.41

Short term transactions

This category includes sales of assets held 12 months or less.

Description	Symbol	Cusip	Quantity sold	Date of acquisition	Sale date	Sales price less commissions	Cost or other basis	Net gain or loss
AMERICAN EXPRESS CO	AXP	025816109	10	04/19/13	09/11/13	\$748.63	\$665.97	\$82.66
AMERICAN EXPRESS CO	AXP	025816109	106	02/07/13	09/11/13	\$7,935.44	\$6,583.88	\$1,351.56
AMERICAN EXPRESS CO	AXP	025816109	235	01/30/13	09/11/13	\$17,592.73	\$13,990.07	\$3,602.66
BED BATH & BEYOND INC	BBBY	075896100	86	01/28/13	09/11/13	\$6,234.24	\$5,031.83	\$1,202.41
BIOGEN IDEC INC	BIIB	09062X103	19	04/02/13	09/11/13	\$4,395.78	\$3,761.80	\$633.98
BIOGEN IDEC INC	BIIB	09062X103	27	03/28/13	09/11/13	\$6,246.63	\$5,181.99	\$1,064.64
BIOGEN IDEC INC	BIIB	09062X103	46	01/29/13	09/11/13	\$10,642.41	\$6,957.00	\$3,685.41
BIOGEN IDEC INC	BIIB	09062X103	48	01/03/13	09/11/13	\$11,105.13	\$7,069.91	\$4,035.22
BIOGEN IDEC INC	BIIB	09062X103	92	11/16/12	09/11/13	\$21,284.82	\$12,908.68	\$8,376.14
COLGATE PALMOLIVE	CL	194162103	2	11/01/12	09/11/13	\$118.04	\$105.99	\$12.05
EMC CORPORATION	EMC	268648102	234	07/25/13	09/11/13	\$6,349.46	\$6,227.84	\$121.62
EMC CORPORATION	EMC	268648102	237	03/13/13	09/11/13	\$6,430.86	\$5,926.23	\$504.63
EMC CORPORATION	EMC	268648102	253	06/17/13	09/11/13	\$6,865.01	\$6,299.98	\$565.03
EMC CORPORATION	EMC	268648102	281	02/21/13	09/11/13	\$7,624.77	\$6,589.56	\$1,035.21
EBAY INC	EBAY	278642103	85	06/19/13	09/11/13	\$4,618.82	\$4,493.23	\$125.59
EBAY INC	EBAY	278642103	105	04/29/13	09/11/13	\$5,705.60	\$5,537.32	\$168.28
FRANKLIN RESOURCES INC	BEN	354613101	240	08/30/13	09/11/13	\$11,544.39	\$11,102.81	\$441.58
GENERAL ELECTRIC CO	GE	369604103	324	07/19/13	09/11/13	\$7,767.73	\$8,069.80	\$-302.07
GILEAD SCIENCES INC	GILD	375558103	116	09/06/13	09/11/13	\$7,261.90	\$7,097.52	\$164.38
GILEAD SCIENCES INC	GILD	375558103	189	08/07/13	09/11/13	\$11,831.89	\$11,402.12	\$429.77
GILEAD SCIENCES INC	GILD	375558103	123	08/23/13	09/11/13	\$7,700.12	\$7,334.99	\$365.13
GOOGLE INC CLA	GOOG	38259P508	6	07/15/13	09/11/13	\$5,361.51	\$5,528.21	\$-166.70
GOOGLE INC CLA	GOOG	38259P508	4	07/19/13	09/11/13	\$3,574.34	\$3,601.26	\$-26.92
GOOGLE INC CLA	GOOG	38259P508	9	09/03/13	09/11/13	\$8,042.26	\$7,766.31	\$275.95
GOOGLE INC CLA	GOOG	38259P508	9	04/19/13	09/11/13	\$8,042.26	\$7,104.23	\$938.03
GOOGLE INC CLA	GOOG	38259P508	11	02/04/13	09/11/13	\$9,829.43	\$8,467.33	\$1,362.10
JOHNSON CONTROLS INC	JCI	478366107	123	07/02/13	09/11/13	\$5,242.48	\$4,422.48	\$820.00
JOHNSON CONTROLS INC	JCI	478366107	139	03/06/13	09/11/13	\$5,924.42	\$4,737.16	\$1,187.26

Short term transactions

This category includes sales of assets held 12 months or less.

Description	Symbol	Cusip	Quantity sold	Date of acquisition	Sale date	Sales price less commissions	Cost or other basis	Net gain or loss
JOHNSON CONTROLS INC	JCI	478366107	250	04/23/13	09/11/13	\$10,655.44	\$8,360.37	\$2,295.07
JOHNSON CONTROLS INC	JCI	478366107	86	01/18/13	09/11/13	\$3,665.47	\$2,647.97	\$1,017.50
JOHNSON CONTROLS INC	JCI	478366107	366	11/27/12	09/11/13	\$15,599.56	\$9,876.33	\$5,723.23
JUNIPER NETWORKS INC	JNPR	48203R104	228	11/01/12	09/11/13	\$4,904.76	\$3,925.48	\$979.28
LAUDER ESTEE COS INC CL A	EL	518439104	101	05/20/13	09/11/13	\$7,005.49	\$7,227.45	\$-221.96
LAUDER ESTEE COS INC CL A	EL	518439104	111	05/02/13	09/11/13	\$7,699.10	\$7,656.45	\$42.65
LAUDER ESTEE COS INC CL A	EL	518439104	86	06/12/13	09/11/13	\$5,965.07	\$5,843.05	\$122.02
LAUDER ESTEE COS INC CL A	EL	518439104	62	04/16/13	09/11/13	\$4,300.40	\$4,207.26	\$93.14
LAUDER ESTEE COS INC CL A	EL	518439104	101	04/15/13	09/11/13	\$7,005.49	\$6,807.40	\$198.09
LAUDER ESTEE COS INC CL A	EL	518439104	78	06/04/13	09/11/13	\$5,410.18	\$5,253.21	\$156.97
LAUDER ESTEE COS INC CL A	EL	518439104	101	09/03/13	09/11/13	\$7,005.49	\$6,728.32	\$277.17
LAUDER ESTEE COS INC CL A	EL	518439104	92	07/26/13	09/11/13	\$6,381.24	\$6,092.20	\$289.04
MONDELEZ INTL INC	MDLZ	609207105	177	09/14/12	09/11/13	\$5,503.70	\$4,583.70	\$920.00
NIKE INC CLASS B	NKE	654106103	103	06/28/13	09/11/13	\$6,976.57	\$6,521.54	\$455.03
NIKE INC CLASS B	NKE	654106103	141	03/22/13	09/11/13	\$9,550.45	\$8,398.45	\$1,152.00
NIKE INC CLASS B	NKE	654106103	114	01/07/13	09/11/13	\$7,721.64	\$6,033.01	\$1,688.63
OCCIDENTAL PETROLEUM CORP	OXY	674599105	71	04/29/13	09/11/13	\$6,438.52	\$6,210.57	\$227.95
OCCIDENTAL PETROLEUM CORP	OXY	674599105	79	03/01/13	09/11/13	\$7,163.98	\$6,467.26	\$696.72
PEPSICO INC	PEP	713448108	101	07/18/13	09/11/13	\$8,026.58	\$8,683.02	\$-656.44
PEPSICO INC	PEP	713448108	72	09/03/13	09/11/13	\$5,721.92	\$5,797.88	\$-75.96
PHILIP MORRIS INTL INC	PM	718172109	100	07/18/13	09/11/13	\$8,627.10	\$8,970.11	\$-343.01
PHILIP MORRIS INTL INC	PM	718172109	63	09/14/12	09/11/13	\$5,435.07	\$5,634.85	\$-199.78
PHILIP MORRIS INTL INC	PM	718172109	45	11/20/12	09/11/13	\$3,882.20	\$3,949.13	\$-66.93
PHILIP MORRIS INTL INC	PM	718172109	65	12/19/12	09/11/13	\$5,607.61	\$5,570.75	\$36.86
PRICELINE COM INC	PCLN	741503403	16	08/15/13	09/11/13	\$15,732.83	\$14,966.21	\$766.62
QUALCOMM INC	QCOM	747525103	102	08/08/13	09/11/13	\$6,904.54	\$6,766.06	\$138.48
SANOFI-SYNTHELABO SPONSORED AI SNY		80105N105	149	02/12/13	09/11/13	\$7,335.72	\$7,289.14	\$46.58
SANOFI-SYNTHELABO SPONSORED AI SNY		80105N105	140	01/10/13	09/11/13	\$6,892.63	\$6,797.49	\$95.14

Short term transactions

This category includes sales of assets held 12 months or less.

Description	Symbol	Cusip	Quantity sold	Date of acquisition	Sale date	Sales price less commissions	Cost or other basis	Net gain or loss
SANOFL-SYNTHELABO SPONSORED AI SNY		80105N105	285	01/04/13	09/11/13	\$14,031.42	\$13,722.95	\$308.47
SANOFL-SYNTHELABO SPONSORED AI SNY		80105N105	122	02/21/13	09/11/13	\$6,006.43	\$5,777.41	\$229.02
SANOFL-SYNTHELABO SPONSORED AI SNY		80105N105	186	02/08/13	09/11/13	\$9,157.34	\$8,733.52	\$423.82
STATE STR CORP	STT	857477103	98	05/29/13	09/11/13	\$6,704.31	\$6,655.18	\$49.13
STATE STR CORP	STT	857477103	24	07/05/13	09/11/13	\$1,641.87	\$1,598.30	\$43.57
STATE STR CORP	STT	857477103	120	06/14/13	09/11/13	\$8,209.36	\$7,964.78	\$244.58
STATE STR CORP	STT	857477103	46	07/03/13	09/11/13	\$3,146.92	\$3,026.56	\$120.36
STATE STR CORP	STT	857477103	181	05/14/13	09/11/13	\$12,382.44	\$11,495.45	\$886.99
TJX COS INC NEW	TJX	872540109	124	03/25/13	09/11/13	\$6,775.55	\$5,839.16	\$936.39
TJX COS INC NEW	TJX	872540109	155	02/28/13	09/11/13	\$8,469.44	\$7,031.34	\$1,438.10
UNITED PARCEL SVC INC CL B	UPS	911312106	51	01/29/13	09/11/13	\$4,522.34	\$4,194.87	\$327.47
Total short term gain/loss from sales:						\$783,484.62	\$723,582.64	\$59,901.98

Long term transactions

This category includes sales of assets held more than 12 months.

Description	Symbol	Cusip	Quantity sold	Date of acquisition	Sale date	Sales price less commissions	Cost or other basis	Net gain or loss
APPLE COMPUTER INC	AAPL	037833100	11	01/10/12	01/24/13	\$5,074.74	\$4,668.73	\$406.01
APPLE COMPUTER INC	AAPL	037833100	4	09/07/10	01/24/13	\$1,845.36	\$1,035.20	\$810.16
APPLE COMPUTER INC	AAPL	037833100	6	06/20/11	01/24/13	\$2,768.04	\$1,890.37	\$877.67
APPLE COMPUTER INC	AAPL	037833100	1	01/31/11	01/24/13	\$461.34	\$335.85	\$125.49
APPLE COMPUTER INC	AAPL	037833100	14	09/07/10	02/04/13	\$6,326.67	\$3,623.20	\$2,703.47
ABBVIE INC	ABBV	00287Y109	157	01/10/12	02/12/13	\$5,571.68	\$4,576.84	\$994.84
EXPRESS SCRIPTS HLDG CO	ESRX	30219G108	79.38	06/07/11	02/21/13	\$4,473.13	\$4,484.18	\$-11.05
EXPRESS SCRIPTS HLDG CO	ESRX	30219G108	39.69	08/24/11	02/21/13	\$2,236.57	\$2,242.09	\$-5.52
EXPRESS SCRIPTS HLDG CO	ESRX	30219G108	84.24	01/10/12	02/21/13	\$4,746.99	\$4,758.72	\$-11.73
EXPRESS SCRIPTS HLDG CO	ESRX	30219G108	40.5	10/28/11	02/21/13	\$2,282.21	\$2,287.85	\$-5.64
EXPRESS SCRIPTS HLDG CO	ESRX	30219G108	42.93	06/16/11	02/21/13	\$2,419.14	\$2,425.12	\$-5.98

IM KILTS FAMILY FDN - MON-LCG

Long term transactions

This category includes sales of assets held more than 12 months.

Description	Symbol	Cusip	Quantity sold	Date of acquisition	Sale date	Sales price less commissions	Cost or other basis	Net gain or loss
ABBVIE INC	ABBV	00287Y109	33	01/10/12	03/12/13	\$1,229.46	\$962.01	\$267.45
ABBVIE INC	ABBV	00287Y109	45	09/23/11	03/12/13	\$1,676.53	\$1,188.47	\$488.06
ABBVIE INC	ABBV	00287Y109	285	09/07/10	03/12/13	\$10,618.03	\$7,502.40	\$3,115.63
ABBVIE INC	ABBV	00287Y109	70	08/09/11	03/12/13	\$2,607.94	\$1,754.08	\$853.86
ABBVIE INC	ABBV	00287Y109	64	03/25/11	03/12/13	\$2,384.40	\$1,591.87	\$792.53
COSTCO WHSL CORP NEW	COST	22160K105	7	03/06/12	03/12/13	\$726.46	\$613.87	\$112.59
COSTCO WHSL CORP NEW	COST	22160K105	2	02/10/12	03/12/13	\$207.56	\$168.14	\$39.42
ORACLE CORPORATION	ORCL	68389X105	7	03/21/12	03/22/13	\$222.69	\$210.86	\$11.83
SCHLUMBERGER LTD	SLB	806857108	20	01/23/12	04/19/13	\$1,387.46	\$1,580.08	\$-192.62
SCHLUMBERGER LTD	SLB	806857108	2	10/28/10	04/19/13	\$138.75	\$138.21	\$0.54
SCHLUMBERGER LTD	SLB	806857108	45	12/26/11	04/19/13	\$3,121.77	\$3,170.96	\$-49.19
SCHLUMBERGER LTD	SLB	806857108	16	01/10/12	04/19/13	\$1,109.97	\$1,135.09	\$-25.12
GENERAL ELECTRIC CO	GE	369604103	130	03/14/12	04/23/13	\$2,803.26	\$2,579.40	\$223.86
APPLE COMPUTER INC	AAPL	037833100	31	09/07/10	04/24/13	\$12,445.31	\$8,022.80	\$4,422.51
QUALCOMM INC	QCOM	747525103	4	04/05/12	04/29/13	\$246.96	\$269.67	\$-22.71
SCHLUMBERGER LTD	SLB	806857108	149	09/07/10	04/30/13	\$10,985.71	\$8,473.63	\$2,512.08
SCHLUMBERGER LTD	SLB	806857108	1	04/05/12	04/30/13	\$73.73	\$68.63	\$5.10
SCHLUMBERGER LTD	SLB	806857108	1	10/28/10	04/30/13	\$73.73	\$69.11	\$4.62
EMC CORPORATION	EMC	268648102	318	02/03/12	05/14/13	\$7,317.46	\$8,411.04	\$-1,093.58
EMC CORPORATION	EMC	268648102	4	04/05/12	05/14/13	\$92.04	\$115.91	\$-23.87
CAMERON INTL CORP	CAM	13342B105	5	02/10/12	05/15/13	\$317.26	\$280.80	\$36.46
CAMERON INTL CORP	CAM	13342B105	63	02/24/12	05/15/13	\$3,997.41	\$3,585.76	\$411.65
CAMERON INTL CORP	CAM	13342B105	2	04/05/12	05/15/13	\$126.90	\$105.45	\$21.45
CAMERON INTL CORP	CAM	13342B105	42	01/10/12	05/15/13	\$2,664.94	\$2,176.44	\$488.50
MCDONALDS CORP	MCD	580135101	100	09/07/10	05/28/13	\$10,113.58	\$7,565.00	\$2,548.58
MCDONALDS CORP	MCD	580135101	53	03/25/11	05/28/13	\$5,360.20	\$4,005.74	\$1,354.46
COSTCO WHSL CORP NEW	COST	22160K105	41	02/10/12	05/30/13	\$4,618.37	\$3,446.87	\$1,171.50
COSTCO WHSL CORP NEW	COST	22160K105	15	05/23/12	05/30/13	\$1,689.65	\$1,241.70	\$447.95

Long term transactions

This category includes sales of assets held more than 12 months.

Description	Symbol	Cusip	Quantity sold	Date of acquisition	Sale date	Sales price less commissions	Cost or other basis	Net gain or loss
CAMERON INTL CORP	CAM	13342B105	35	01/10/12	06/03/13	\$2,103.99	\$1,813.70	\$290.29
CAMERON INTL CORP	CAM	13342B105	55	09/14/11	06/03/13	\$3,306.28	\$2,767.50	\$538.78
CAMERON INTL CORP	CAM	13342B105	14	05/23/12	06/03/13	\$841.60	\$659.45	\$182.15
QUALCOMM INC	QCOM	747525103	73	05/23/12	06/03/13	\$4,588.83	\$4,215.75	\$373.08
GENERAL ELECTRIC CO	GE	369604103	81	03/14/12	06/17/13	\$1,923.93	\$1,607.16	\$316.77
GENERAL ELECTRIC CO	GE	369604103	21	04/05/12	06/17/13	\$498.80	\$409.45	\$89.35
GENERAL ELECTRIC CO	GE	369604103	57	06/12/12	06/17/13	\$1,353.87	\$1,106.31	\$247.56
ORACLE CORPORATION	ORCL	68389X105	160	03/21/12	06/24/13	\$4,821.18	\$4,819.75	\$1.43
ORACLE CORPORATION	ORCL	68389X105	4	04/05/12	06/24/13	\$120.53	\$117.91	\$2.62
ORACLE CORPORATION	ORCL	68389X105	59	12/07/10	06/24/13	\$1,777.81	\$1,717.85	\$59.96
ORACLE CORPORATION	ORCL	68389X105	138	06/21/12	06/24/13	\$4,158.27	\$3,899.31	\$258.96
ORACLE CORPORATION	ORCL	68389X105	54	06/19/12	06/24/13	\$1,627.15	\$1,508.86	\$118.29
ORACLE CORPORATION	ORCL	68389X105	144	06/19/12	07/02/13	\$4,328.06	\$4,023.64	\$304.42
ORACLE CORPORATION	ORCL	68389X105	87	10/04/11	07/02/13	\$2,614.87	\$2,415.35	\$199.52
ORACLE CORPORATION	ORCL	68389X105	152	09/17/10	07/02/13	\$4,568.51	\$4,135.71	\$432.80
ORACLE CORPORATION	ORCL	68389X105	104	05/23/12	07/02/13	\$3,125.82	\$2,755.50	\$370.32
ACCENTURE PLC	ACN	G1151C101	15	05/23/12	07/10/13	\$1,108.24	\$877.20	\$231.04
ACCENTURE PLC	ACN	G1151C101	10	01/10/12	07/10/13	\$738.83	\$530.61	\$208.22
QUALCOMM INC	QCOM	747525103	6	06/21/12	07/15/13	\$367.18	\$340.05	\$27.13
QUALCOMM INC	QCOM	747525103	104	01/10/12	07/15/13	\$6,364.45	\$5,833.93	\$530.52
AMERISOURCEBERGEN CORP	ABC	03073E105	70	06/24/11	07/24/13	\$4,007.80	\$2,870.46	\$1,137.34
AMERISOURCEBERGEN CORP	ABC	03073E105	25	06/08/11	07/24/13	\$1,431.36	\$1,021.06	\$410.30
COSTCO WHSL CORP NEW	COST	22160K105	48	05/23/12	07/26/13	\$5,578.34	\$3,973.44	\$1,604.90
CAMERON INTL CORP	CAM	13342B105	39	06/21/12	08/06/13	\$2,232.58	\$1,690.26	\$542.32
CAMERON INTL CORP	CAM	13342B105	66	05/23/12	08/06/13	\$3,778.20	\$3,108.82	\$669.38
STRYKER CORP	SYK	863667101	109	05/23/12	08/12/13	\$7,675.38	\$5,558.57	\$2,116.81
STRYKER CORP	SYK	863667101	11	01/10/12	08/12/13	\$774.58	\$571.17	\$203.41
STRYKER CORP	SYK	863667101	2	09/07/11	08/12/13	\$140.83	\$98.48	\$42.35

IM KILTS FAMILY FDN - MON-LCG

Long term transactions

This category includes sales of assets held more than 12 months.

Description	Symbol	Cusip	Quantity sold	Date of acquisition	Sale date	Sales price less commissions	Cost or other basis	Net gain or loss
UNILEVER N V	UN	904784709	127	11/30/11	08/14/13	\$5,032 00	\$4,323 08	\$708 92
UNILEVER N V	UN	904784709	40	01/10/12	08/14/13	\$1,584 88	\$1,360.17	\$224 71
MONSANTO CO NEW	MON	61166W101	68	01/10/12	08/22/13	\$6,499 91	\$5,388 21	\$1,111.70
VISA INC CLA	V	92826C839	23	02/14/12	08/28/13	\$4,000 15	\$2,613 28	\$1,386 87
VISA INC CLA	V	92826C839	28	01/10/12	08/28/13	\$4,869 74	\$2,811 76	\$2,057 98
BED BATH & BEYOND INC	BBBY	075896100	62	01/10/12	09/05/13	\$4,503 73	\$3,734 88	\$768 85
UNILEVER N V	UN	904784709	17	04/05/12	09/06/13	\$638 72	\$564 56	\$74 16
UNILEVER N V	UN	904784709	110	02/03/12	09/06/13	\$4,132 90	\$3,640 27	\$492 63
UNILEVER N V	UN	904784709	46	01/10/12	09/06/13	\$1,728 30	\$1,564 19	\$164 11
UNILEVER N V	UN	904784709	83	12/19/11	09/06/13	\$3,118 47	\$2,741 18	\$377 29
UNILEVER N V	UN	904784709	66	06/21/12	09/06/13	\$2,479 74	\$2,136 11	\$343 63
UNILEVER N V	UN	904784709	101	01/12/12	09/06/13	\$3,794 76	\$3,305 74	\$489 02
UNILEVER N V	UN	904784709	39	06/21/12	09/09/13	\$1,461.32	\$1,262 24	\$199 08
UNILEVER N V	UN	904784709	108	05/23/12	09/09/13	\$4,046 75	\$3,426 44	\$620 31
UNITED PARCEL SVC INC CL B	UPS	911312106	28	03/02/11	09/11/13	\$2,482 85	\$2,022 95	\$459 90
UNITED PARCEL SVC INC CL B	UPS	911312106	34	11/23/10	09/11/13	\$3,014 89	\$2,305 76	\$709 13
UNITED PARCEL SVC INC CL B	UPS	911312106	136	09/07/10	09/11/13	\$12,059 58	\$9,145 36	\$2,914 22
VISA INC CLA	V	92826C839	37	01/10/12	09/11/13	\$6,882 80	\$3,715 54	\$3,167 26
VISA INC CLA	V	92826C839	66	07/07/11	09/11/13	\$12,277.43	\$5,943 40	\$6,334 03
VISA INC CLA	V	92826C839	69	07/01/11	09/11/13	\$12,835 50	\$6,003 57	\$6,831 93
VISA INC CLA	V	92826C839	26	10/04/11	09/11/13	\$4,836 57	\$2,156 32	\$2,680 25
WELLS FARGO & CO (NEW)	WFC	949746101	201	08/21/12	09/11/13	\$8,541 04	\$6,896 79	\$1,644 25
WELLS FARGO & CO (NEW)	WFC	949746101	262	05/07/12	09/11/13	\$11,133 10	\$8,752 82	\$2,380 28
WELLS FARGO & CO (NEW)	WFC	949746101	81	06/21/12	09/11/13	\$3,441 91	\$2,672 61	\$769 30
WELLS FARGO & CO (NEW)	WFC	949746101	65	05/23/12	09/11/13	\$2,762 03	\$2,040 70	\$721 33
WELLS FARGO & CO (NEW)	WFC	949746101	132	06/08/12	09/11/13	\$5,609 05	\$4,073 84	\$1,535 21
ACCENTURE PLC	ACN	G1151C101	23	01/10/12	09/11/13	\$1,731 01	\$1,220.40	\$510.61
ACCENTURE PLC	ACN	G1151C101	21	01/19/11	09/11/13	\$1,580 49	\$1,052 41	\$528.08

Long term transactions

This category includes sales of assets held more than 12 months.

Description	Symbol	Cusip	Quantity sold	Date of acquisition	Sale date	Sales price less commissions	Cost or other basis	Net gain or loss
ACCENTURE PLC	ACN	G1151C101	49	11/05/10	09/11/13	\$3,687.80	\$2,232.43	\$1,455.37
ACCENTURE PLC	ACN	G1151C101	45	10/13/10	09/11/13	\$3,386.75	\$2,034.72	\$1,352.03
ACCENTURE PLC	ACN	G1151C101	49	10/19/10	09/11/13	\$3,687.80	\$2,215.10	\$1,472.70
ACCENTURE PLC	ACN	G1151C101	95	10/05/10	09/11/13	\$7,149.81	\$4,270.90	\$2,878.91
ABBOTT LABS	ABT	002824100	59	06/21/12	09/11/13	\$2,046.37	\$1,779.84	\$266.53
ABBOTT LABS	ABT	002824100	147	05/23/12	09/11/13	\$5,098.59	\$4,320.64	\$777.95
ABBOTT LABS	ABT	002824100	11	04/05/12	09/11/13	\$381.53	\$323.29	\$58.24
ABBOTT LABS	ABT	002824100	190	01/10/12	09/11/13	\$6,590.02	\$5,107.70	\$1,482.32
ABBOTT LABS	ABT	002824100	45	09/23/11	09/11/13	\$1,560.79	\$1,095.96	\$464.83
ABBOTT LABS	ABT	002824100	285	09/07/10	09/11/13	\$9,885.02	\$6,918.40	\$2,966.62
ABBOTT LABS	ABT	002824100	70	08/09/11	09/11/13	\$2,427.90	\$1,617.54	\$810.36
ABBOTT LABS	ABT	002824100	64	03/25/11	09/11/13	\$2,219.80	\$1,467.97	\$751.83
ALLERGAN INC	AGN	018490102	57	01/10/12	09/11/13	\$4,973.99	\$5,082.25	\$-108.26
ALLERGAN INC	AGN	018490102	80	05/23/12	09/11/13	\$6,981.04	\$7,103.04	\$-122.00
ALLERGAN INC	AGN	018490102	14	03/25/11	09/11/13	\$1,221.68	\$983.22	\$238.46
ALLERGAN INC	AGN	018490102	243	09/07/10	09/11/13	\$21,204.90	\$15,496.55	\$5,708.35
AMERISOURCEBERGEN CORP	ABC	03073E105	142	07/31/12	09/11/13	\$8,541.51	\$5,694.45	\$2,847.06
AMERISOURCEBERGEN CORP	ABC	03073E105	107	08/03/12	09/11/13	\$6,436.20	\$4,242.18	\$2,194.02
AMERISOURCEBERGEN CORP	ABC	03073E105	108	01/27/12	09/11/13	\$6,496.36	\$4,272.47	\$2,223.89
AMERISOURCEBERGEN CORP	ABC	03073E105	90	01/10/12	09/11/13	\$5,413.63	\$3,518.10	\$1,895.53
AMERISOURCEBERGEN CORP	ABC	03073E105	5	04/05/12	09/11/13	\$300.76	\$191.66	\$109.10
AMERISOURCEBERGEN CORP	ABC	03073E105	70	06/21/12	09/11/13	\$4,210.60	\$2,661.73	\$1,548.87
AMERISOURCEBERGEN CORP	ABC	03073E105	73	08/09/11	09/11/13	\$4,391.05	\$2,578.16	\$1,812.89
BED BATH & BEYOND INC	BBBY	075896100	27	01/10/12	09/11/13	\$1,957.26	\$1,626.48	\$330.78
BED BATH & BEYOND INC	BBBY	075896100	1	02/10/12	09/11/13	\$72.49	\$59.00	\$13.49
BED BATH & BEYOND INC	BBBY	075896100	37	12/27/11	09/11/13	\$2,682.17	\$2,134.27	\$547.90
BED BATH & BEYOND INC	BBBY	075896100	56	04/18/11	09/11/13	\$4,059.50	\$3,096.27	\$963.23
BED BATH & BEYOND INC	BBBY	075896100	72	06/14/11	09/11/13	\$5,219.36	\$3,924.67	\$1,294.69

IM KILTS FAMILY FDN - MON-LCG

Long term transactions

This category includes sales of assets held more than 12 months.

Description	Symbol	Cusip	Quantity sold	Date of acquisition	Sale date	Sales price less commissions	Cost or other basis	Net gain or loss
BED BATH & BEYOND INC	BBBY	075896100	79	04/12/11	09/11/13	\$5,726.80	\$4,270.99	\$1,455.81
CAMERON INTL CORP	CAM	13342B105	47	06/21/12	09/11/13	\$2,808.01	\$2,036.98	\$771.03
CAMERON INTL CORP	CAM	13342B105	118	06/25/12	09/11/13	\$7,049.89	\$4,537.68	\$2,512.21
CAMERON INTL CORP	CAM	13342B105	152	09/07/10	09/11/13	\$9,081.22	\$5,797.54	\$3,283.68
COCA COLA	KO	191216100	140	06/21/12	09/11/13	\$5,416.86	\$5,306.51	\$110.35
COCA COLA	KO	191216100	228	05/23/12	09/11/13	\$8,821.73	\$8,459.42	\$362.31
COCA COLA	KO	191216100	16	04/05/12	09/11/13	\$619.07	\$586.61	\$32.46
COCA COLA	KO	191216100	300	01/10/12	09/11/13	\$11,607.55	\$10,413.74	\$1,193.81
COCA COLA	KO	191216100	138	03/25/11	09/11/13	\$5,339.47	\$4,503.63	\$835.84
COCA COLA	KO	191216100	626	09/07/10	09/11/13	\$24,221.08	\$18,028.74	\$6,192.34
COLGATE PALMOLIVE	CL	194162103	2	06/21/12	09/11/13	\$118.04	\$100.58	\$17.46
COLGATE PALMOLIVE	CL	194162103	136	05/23/12	09/11/13	\$8,026.92	\$6,669.44	\$1,357.48
COLGATE PALMOLIVE	CL	194162103	6	04/05/12	09/11/13	\$354.13	\$294.17	\$59.96
COLGATE PALMOLIVE	CL	194162103	84	02/03/12	09/11/13	\$4,957.80	\$3,849.65	\$1,108.15
COLGATE PALMOLIVE	CL	194162103	46	09/28/11	09/11/13	\$2,714.99	\$2,063.08	\$651.91
COLGATE PALMOLIVE	CL	194162103	152	01/10/12	09/11/13	\$8,971.27	\$6,811.88	\$2,159.39
COLGATE PALMOLIVE	CL	194162103	60	09/13/11	09/11/13	\$3,541.29	\$2,670.01	\$871.28
COLGATE PALMOLIVE	CL	194162103	26	08/11/11	09/11/13	\$1,534.56	\$1,077.23	\$457.33
COLGATE PALMOLIVE	CL	194162103	228	09/07/10	09/11/13	\$13,456.89	\$8,589.90	\$4,866.99
COSTCO WHSL CORP NEW	COST	22160K105	4	05/23/12	09/11/13	\$476.09	\$331.12	\$144.97
COSTCO WHSL CORP NEW	COST	22160K105	69	01/10/12	09/11/13	\$8,212.58	\$5,479.29	\$2,733.29
COSTCO WHSL CORP NEW	COST	22160K105	161	09/07/10	09/11/13	\$19,162.69	\$9,413.67	\$9,749.02
EMC CORPORATION	EMC	268648102	69	05/23/12	09/11/13	\$1,872.27	\$1,748.81	\$123.46
EMC CORPORATION	EMC	268648102	72	06/21/12	09/11/13	\$1,953.68	\$1,799.81	\$153.87
EBAY INC	EBAY	278642103	10	06/21/12	09/11/13	\$543.39	\$425.10	\$118.29
EBAY INC	EBAY	278642103	100	04/19/12	09/11/13	\$5,433.91	\$4,021.51	\$1,412.40
EBAY INC	EBAY	278642103	90	05/23/12	09/11/13	\$4,890.51	\$3,537.49	\$1,353.02
EBAY INC	EBAY	278642103	239	03/13/12	09/11/13	\$12,987.03	\$8,693.27	\$4,293.76



Bank of America Private Wealth Management

IM KILTS FAMILY FDN - MON-LCG

2013 Tax Information Letter

Long term transactions

This category includes sales of assets held more than 12 months.

Description	Symbol	Cusip	Quantity sold	Date of acquisition	Sale date	Sales price less commissions	Cost or other basis	Net gain or loss
EBAY INC	EBAY	278642103	132	04/05/12	09/11/13	\$7,172.76	\$4,705.43	\$2,467.33
GENERAL ELECTRIC CO	GE	369604103	127	06/12/12	09/11/13	\$3,044.76	\$2,464.95	\$579.81
GENERAL ELECTRIC CO	GE	369604103	195	02/23/12	09/11/13	\$4,675.02	\$3,771.85	\$903.17
GENERAL ELECTRIC CO	GE	369604103	209	01/20/12	09/11/13	\$5,010.67	\$3,990.46	\$1,020.21
GENERAL ELECTRIC CO	GE	369604103	301	05/23/12	09/11/13	\$7,216.32	\$5,728.03	\$1,488.29
GENERAL ELECTRIC CO	GE	369604103	2	02/10/12	09/11/13	\$47.95	\$37.63	\$10.32
GENERAL ELECTRIC CO	GE	369604103	212	01/10/12	09/11/13	\$5,082.59	\$3,950.51	\$1,132.08
GENERAL ELECTRIC CO	GE	369604103	174	12/22/11	09/11/13	\$4,171.56	\$3,133.74	\$1,037.82
GENERAL ELECTRIC CO	GE	369604103	329	12/19/11	09/11/13	\$7,887.60	\$5,580.73	\$2,306.87
GOOGLE INC CLA	GOOG	38259P508	2	07/23/12	09/11/13	\$1,787.17	\$1,211.09	\$576.08
GOOGLE INC CLA	GOOG	38259P508	7	06/21/12	09/11/13	\$6,255.09	\$4,026.68	\$2,228.41
GOOGLE INC CLA	GOOG	38259P508	29	09/07/10	09/11/13	\$25,913.94	\$13,520.09	\$12,393.85
JUNIPER NETWORKS INC	JNPR	48203R104	70	04/27/12	09/11/13	\$1,505.85	\$1,500.46	\$5.39
JUNIPER NETWORKS INC	JNPR	48203R104	346	04/26/12	09/11/13	\$7,443.19	\$7,379.56	\$63.63
JUNIPER NETWORKS INC	JNPR	48203R104	248	05/21/12	09/11/13	\$5,335.01	\$4,393.17	\$941.84
JUNIPER NETWORKS INC	JNPR	48203R104	198	05/23/12	09/11/13	\$4,259.40	\$3,396.71	\$862.69
JUNIPER NETWORKS INC	JNPR	48203R104	128	06/21/12	09/11/13	\$2,753.55	\$2,065.57	\$687.98
JUNIPER NETWORKS INC	JNPR	48203R104	336	07/19/12	09/11/13	\$7,228.08	\$5,296.27	\$1,931.81
MONDELEZ INTL INC	MDLZ	609207105	203	06/21/12	09/11/13	\$6,312.15	\$5,167.57	\$1,144.58
MONDELEZ INTL INC	MDLZ	609207105	254	02/10/12	09/11/13	\$7,897.97	\$6,348.13	\$1,549.84
MONDELEZ INTL INC	MDLZ	609207105	204	05/23/12	09/11/13	\$6,343.25	\$5,084.17	\$1,259.08
MONDELEZ INTL INC	MDLZ	609207105	21	04/05/12	09/11/13	\$652.98	\$517.17	\$135.81
MONDELEZ INTL INC	MDLZ	609207105	91	08/04/11	09/11/13	\$2,829.59	\$2,082.35	\$747.24
MONDELEZ INTL INC	MDLZ	609207105	74	08/11/11	09/11/13	\$2,300.98	\$1,622.17	\$678.81
MONDELEZ INTL INC	MDLZ	609207105	91	03/25/11	09/11/13	\$2,829.59	\$1,850.02	\$979.57
MONDELEZ INTL INC	MDLZ	609207105	78	01/21/11	09/11/13	\$2,425.36	\$1,581.28	\$844.08
MONDELEZ INTL INC	MDLZ	609207105	327	09/07/10	09/11/13	\$10,167.85	\$6,471.19	\$3,696.66
MONDELEZ INTL INC	MDLZ	609207105	1	11/29/10	09/11/13	\$31.09	\$19.52	\$11.57

IM KILTS FAMILY FDN - MON-LCG

Long term transactions

This category includes sales of assets held more than 12 months.

Description	Symbol	Cusip	Quantity sold	Date of acquisition	Sale date	Sales price less commissions	Cost or other basis	Net gain or loss
MONSANTO CO NEW	MON	61166W101	61	03/05/12	09/11/13	\$6,264.58	\$4,833.14	\$1,431.44
MONSANTO CO NEW	MON	61166W101	6	04/05/12	09/11/13	\$616.19	\$475.35	\$140.84
MONSANTO CO NEW	MON	61166W101	90	06/21/12	09/11/13	\$9,242.82	\$7,100.10	\$2,142.72
MONSANTO CO NEW	MON	61166W101	1	02/10/12	09/11/13	\$102.70	\$77.20	\$25.50
MONSANTO CO NEW	MON	61166W101	39	05/14/12	09/11/13	\$4,005.22	\$2,799.95	\$1,205.27
MONSANTO CO NEW	MON	61166W101	90	05/23/12	09/11/13	\$9,242.82	\$6,421.14	\$2,821.68
MONSANTO CO NEW	MON	61166W101	40	08/26/11	09/11/13	\$4,107.92	\$2,806.47	\$1,301.45
MONSANTO CO NEW	MON	61166W101	60	08/16/11	09/11/13	\$6,161.88	\$4,118.49	\$2,043.39
MONSANTO CO NEW	MON	61166W101	48	09/06/11	09/11/13	\$4,929.50	\$3,071.10	\$1,858.40
MONSANTO CO NEW	MON	61166W101	46	10/03/11	09/11/13	\$4,724.11	\$2,785.43	\$1,938.68
NIKE INC CLASS B	NKE	654106103	2	04/05/12	09/11/13	\$135.47	\$110.28	\$25.19
NIKE INC CLASS B	NKE	654106103	58	05/23/12	09/11/13	\$3,928.56	\$3,096.33	\$832.23
NIKE INC CLASS B	NKE	654106103	52	06/21/12	09/11/13	\$3,522.15	\$2,625.48	\$896.67
NIKE INC CLASS B	NKE	654106103	238	09/07/10	09/11/13	\$16,120.63	\$8,830.01	\$7,290.62
OCCIDENTAL PETROLEUM CORP	OXY	674599105	16	06/21/12	09/11/13	\$1,450.93	\$1,337.90	\$113.03
OCCIDENTAL PETROLEUM CORP	OXY	674599105	78	05/23/12	09/11/13	\$7,073.30	\$6,280.55	\$792.75
OCCIDENTAL PETROLEUM CORP	OXY	674599105	59	05/18/12	09/11/13	\$5,350.32	\$4,710.51	\$639.81
OCCIDENTAL PETROLEUM CORP	OXY	674599105	116	09/07/10	09/11/13	\$10,519.26	\$8,866.11	\$1,653.15
OCCIDENTAL PETROLEUM CORP	OXY	674599105	29	09/27/10	09/11/13	\$2,629.82	\$2,173.18	\$456.64
OCCIDENTAL PETROLEUM CORP	OXY	674599105	37	10/04/11	09/11/13	\$3,355.28	\$2,525.74	\$829.54
PEPSICO INC	PEP	713448108	66	06/21/12	09/11/13	\$5,245.09	\$4,574.80	\$670.29
PEPSICO INC	PEP	713448108	9	10/18/10	09/11/13	\$715.24	\$622.25	\$92.99
PEPSICO INC	PEP	713448108	61	05/23/12	09/11/13	\$4,847.74	\$4,136.11	\$711.63
PEPSICO INC	PEP	713448108	103	09/07/10	09/11/13	\$8,185.53	\$6,776.22	\$1,409.31
PEPSICO INC	PEP	713448108	146	01/10/12	09/11/13	\$11,602.79	\$9,593.05	\$2,009.74
PEPSICO INC	PEP	713448108	48	03/25/11	09/11/13	\$3,814.61	\$3,084.48	\$730.13
PHILIP MORRIS INTL INC	PM	718172109	137	07/09/12	09/11/13	\$11,819.13	\$12,343.96	\$-524.83
PHILIP MORRIS INTL INC	PM	718172109	144	07/19/12	09/11/13	\$12,423.02	\$12,940.19	\$-517.17

Long term transactions

This category includes sales of assets held more than 12 months.

Description	Symbol	Cusip	Quantity sold	Date of acquisition	Sale date	Sales price less commissions	Cost or other basis	Net gain or loss
QUALCOMM INC	QCOM	747525103	79	01/10/12	09/11/13	\$5,347.64	\$4,431.55	\$916.09
QUALCOMM INC	QCOM	747525103	25	11/04/10	09/11/13	\$1,692.29	\$1,218.28	\$474.01
QUALCOMM INC	QCOM	747525103	53	08/09/11	09/11/13	\$3,587.66	\$2,578.55	\$1,009.11
QUALCOMM INC	QCOM	747525103	46	11/08/10	09/11/13	\$3,113.81	\$2,211.01	\$902.80
QUALCOMM INC	QCOM	747525103	293	09/07/10	09/11/13	\$19,833.64	\$11,777.63	\$8,056.01
STARBUCKS CORP	SBUX	855244109	36	06/21/12	09/11/13	\$2,708.72	\$1,995.48	\$713.24
STARBUCKS CORP	SBUX	855244109	202	06/14/12	09/11/13	\$15,198.92	\$10,562.32	\$4,636.60
STARBUCKS CORP	SBUX	855244109	132	07/06/12	09/11/13	\$9,931.97	\$6,805.23	\$3,126.74
STARBUCKS CORP	SBUX	855244109	102	07/24/12	09/11/13	\$7,674.70	\$5,159.41	\$2,515.29
STARBUCKS CORP	SBUX	855244109	121	07/27/12	09/11/13	\$9,104.31	\$5,745.52	\$3,358.79
STRYKER CORP	SYK	863667101	52	09/07/11	09/11/13	\$3,626.03	\$2,560.45	\$1,065.58
STRYKER CORP	SYK	863667101	35	09/28/11	09/11/13	\$2,440.59	\$1,714.50	\$726.09
STRYKER CORP	SYK	863667101	330	09/07/10	09/11/13	\$23,011.32	\$15,213.00	\$7,798.32
TJX COS INC NEW	TJX	872540109	409	09/07/10	09/11/13	\$22,348.39	\$8,431.53	\$13,916.86
UNITED PARCEL SVC INC CL B	UPS	911312106	22	02/07/12	09/11/13	\$1,950.81	\$1,684.65	\$266.16
UNITED PARCEL SVC INC CL B	UPS	911312106	86	05/23/12	09/11/13	\$7,625.91	\$6,416.06	\$1,209.85
UNITED PARCEL SVC INC CL B	UPS	911312106	87	01/10/12	09/11/13	\$7,714.58	\$6,467.58	\$1,247.00
UNITED PARCEL SVC INC CL B	UPS	911312106	2	03/25/11	09/11/13	\$177.35	\$145.06	\$32.29
UNITED PARCEL SVC INC CL B	UPS	911312106	29	03/22/11	09/11/13	\$2,571.53	\$2,095.92	\$475.61
Total long term gain/loss from sales:						\$1,112,162.79	\$824,876.56	\$287,286.23

Proceeds From Broker Transactions

We have adjusted tax costs for amortization of premium paid for the acquisition of municipal bonds through date of sale and for non-taxable dividends. An asterisk symbol (*) next to the tax cost indicates that the tax cost has been adjusted for the current year's return of capital. However, we have not made adjustments to the cost basis of all partnerships.

If applicable, we have shown IRC Section 988 translation gains and losses separately within the sales sections. Please note these gains or losses are not entitled to capital gains treatment. Rather, under IRC Section 988, they are either ordinary income or loss. However, we have not made adjustments to the cost basis of all partnerships.

Short term transactions

This category includes sales of assets held 12 months or less.

Description	Symbol	Cusip	Quantity sold	Date of acquisition	Sale date	Sales price less commissions	Cost or other basis	Net gain or loss
LUMINEX CORP DEL	LMNX	55027E102	106	05/21/12	01/02/13	\$1,811.88	\$2,460.94	\$-649.06
3-D SYS CORP DEL NEW	DDD	88554D205	56	05/07/12	01/10/13	\$3,283.05	\$1,601.00	\$1,682.05
3-D SYS CORP DEL NEW	DDD	88554D205	31	05/04/12	01/10/13	\$1,817.40	\$884.21	\$933.19
MAXWELL TECHNOLOGIES INC	MXWL	577767106	61	04/12/12	04/01/13	\$309.62	\$1,057.48	\$-747.86
MAXWELL TECHNOLOGIES INC	MXWL	577767106	41	04/09/12	04/01/13	\$208.10	\$693.85	\$-485.75
MAXWELL TECHNOLOGIES INC	MXWL	577767106	4	04/09/12	04/02/13	\$20.32	\$67.69	\$-47.37
MAXWELL TECHNOLOGIES INC	MXWL	577767106	47	04/11/12	04/02/13	\$238.74	\$791.79	\$-553.05
MAXWELL TECHNOLOGIES INC	MXWL	577767106	42	04/10/12	04/02/13	\$213.35	\$697.22	\$-483.87
ADVISORY BRD CO	ABCO	00762W107	2	01/29/13	05/08/13	\$92.26	\$109.40	\$-17.14
DEALERTRACK HLDGS INC	TRAK	242309102	3	07/02/12	05/08/13	\$86.64	\$90.10	\$-3.46
TECHNE CORP	TECH	878377100	7	08/01/12	05/08/13	\$465.14	\$489.32	\$-24.18
SCIQUEST INC	SQI	80908T101	4	08/15/12	05/08/13	\$96.48	\$67.06	\$29.42
GREENWAY MEDICAL TECHNOLOGIES GWAY		39679B103	9	10/19/12	05/08/13	\$112.06	\$164.27	\$-52.21
MOBILE MINI INC	MINI	60740F105	2	08/17/12	05/08/13	\$68.16	\$36.50	\$31.66
NATIONAL INSTRS CORP	NATI	636518102	3	06/28/12	05/08/13	\$83.94	\$77.42	\$6.52
PROTO LABS INC	PRLB	743713109	1	05/01/13	05/08/13	\$54.98	\$50.96	\$4.02
GREENWAY MEDICAL TECHNOLOGIES GWAY		39679B103	73	06/28/13	11/05/13	\$1,485.55	\$890.28	\$595.27
GREENWAY MEDICAL TECHNOLOGIES GWAY		39679B103	2	07/01/13	11/05/13	\$40.70	\$24.57	\$16.13

IM KILTS FAMILY FDN - RVB-SCG

Short term transactions

This category includes sales of assets held 12 months or less.

Description	Symbol	Cusip	Quantity sold	Date of acquisition	Sale date	Sales price less commissions	Cost or other basis	Net gain or loss
GREENWAY MEDICAL TECHNOLOGIES GWAY		39679B103	57	06/27/13	11/05/13	\$1,159.95	\$687.79	\$472.16
Total short term gain/loss from sales:						\$11,648.32	\$10,941.85	\$706.47

Long term transactions

This category includes sales of assets held more than 12 months.

Description	Symbol	Cusip	Quantity sold	Date of acquisition	Sale date	Sales price less commissions	Cost or other basis	Net gain or loss
FORRESTER RESH INC	FORR	346563109	54	05/24/10	01/02/13	\$1,434.60	\$1,704.80	\$-270.20
STRATASYS LTD	SSYS	M85548101	26	05/24/10	02/15/13	\$1,784.41	\$1,898.26	\$-113.85
CONSTANT CONTACT INC	CTCT	210313102	15	05/24/10	03/15/13	\$206.82	\$324.15	\$-117.33
CONSTANT CONTACT INC	CTCT	210313102	19	05/24/10	03/18/13	\$265.65	\$410.59	\$-144.94
CONSTANT CONTACT INC	CTCT	210313102	27	05/24/10	03/26/13	\$351.69	\$583.47	\$-231.78
CONSTANT CONTACT INC	CTCT	210313102	24	05/24/10	03/27/13	\$312.12	\$518.64	\$-206.52
LKQ CORP	LKQ	501889208	112	05/24/10	04/30/13	\$2,641.66	\$1,009.12	\$1,632.54
ECHO GLOBAL LOGISTICS INC	ECHO	27875T101	8	11/12/10	05/08/13	\$143.84	\$81.88	\$61.96
VERINT SYS INC	VRNT	92343X100	2	05/24/10	05/08/13	\$68.72	\$53.00	\$15.72
ULTIMATE SOFTWARE GROUP INC	ULTI	90385D107	2	05/24/10	05/08/13	\$219.33	\$68.91	\$150.42
SEMTECH CORP	SMTC	816850101	5	05/24/10	05/08/13	\$164.60	\$87.56	\$77.04
SPS COMM INC	SPSC	78463M107	4	08/10/11	05/08/13	\$183.00	\$70.30	\$112.70
ROLLINS INCORPORATED	ROL	775711104	5	05/24/10	05/08/13	\$122.00	\$73.01	\$48.99
RITCHIE BROS AUCTIONEERS INC	RBA	767744105	6	05/24/10	05/08/13	\$122.76	\$121.68	\$1.08
POWER INTEGRATIONS INC	POWI	739276103	1	05/24/10	05/08/13	\$43.27	\$32.38	\$10.89
PEGASYSTEMS INC	PEGA	705573103	7	07/06/11	05/08/13	\$197.96	\$323.50	\$-125.54
NEOGEN CORP	NEOG	640491106	2	09/27/11	05/08/13	\$105.45	\$64.03	\$41.42
MEDNAX INC	MD	58502B106	1	05/24/10	05/08/13	\$89.00	\$58.18	\$30.82
MAXIMUS INC	MMS	577933104	4	05/24/10	05/08/13	\$308.19	\$123.84	\$184.35
INNERWORKINGS INC	INWK	45773Y105	15	05/24/10	05/08/13	\$154.05	\$102.60	\$51.45
GRAND CANYON EDUCATION INC	LOPE	38526M106	33	05/24/10	05/08/13	\$979.67	\$825.66	\$154.01

Long term transactions

This category includes sales of assets held more than 12 months.

Description	Symbol	Cusip	Quantity sold	Date of acquisition	Sale date	Sales price less commissions	Cost or other basis	Net gain or loss
GENTEX CORP	GNTX	371901109	8	05/24/10	05/08/13	\$195.70	\$155.90	\$39.80
FRESH MKT INC	TFM	35804H106	4	09/28/11	05/08/13	\$179.00	\$157.93	\$21.07
FORWARD AIR CORP	FWRD	349853101	2	05/24/10	05/08/13	\$76.44	\$56.70	\$19.74
FINANCIAL ENGINES INC	FNGN	317485100	10	05/10/11	05/08/13	\$392.09	\$274.84	\$117.25
EBIX COM INC NEW	EBIX	278715206	4	06/15/11	05/08/13	\$78.56	\$82.31	\$-3.75
DIGI INTL INC	DGII	253798102	13	05/24/10	05/08/13	\$118.20	\$123.44	\$-5.24
BEACON ROOFING SUPPLY INC	BECN	073685109	3	05/24/10	05/08/13	\$113.83	\$62.31	\$51.52
CABOT MICROELECTRONICS CORP	CCMP	12709P103	2	05/24/10	05/08/13	\$69.88	\$71.92	\$-2.04
CHEESECAKE FACTORY INC	CAKE	163072101	5	05/24/10	05/08/13	\$199.80	\$131.24	\$68.56
CONCUR TECHNOLOGIES INC	CNQR	206708109	2	05/24/10	05/08/13	\$164.64	\$79.81	\$84.83
FARO TECHNOLOGIES INC	FARO	311642102	32	05/24/10	06/19/13	\$1,105.40	\$828.95	\$276.45
FARO TECHNOLOGIES INC	FARO	311642102	44	05/24/10	06/20/13	\$1,455.60	\$1,139.81	\$315.79
ULTIMATE SOFTWARE GROUP INC	ULTI	90385D107	19	05/24/10	07/11/13	\$2,438.59	\$654.61	\$1,783.98
ROLLINS INCORPORATED	ROL	775711104	34	05/24/10	07/16/13	\$923.90	\$496.46	\$427.44
LKQ CORP	LKQ	501889208	80	05/24/10	07/16/13	\$2,053.02	\$720.80	\$1,332.22
ROLLINS INCORPORATED	ROL	775711104	21	05/24/10	07/17/13	\$575.54	\$306.64	\$268.90
LKQ CORP	LKQ	501889208	54	05/24/10	07/17/13	\$1,385.82	\$486.54	\$899.28
LKQ CORP	LKQ	501889208	13	05/24/10	07/18/13	\$335.80	\$117.13	\$218.67
LKQ CORP	LKQ	501889208	38	05/24/10	07/18/13	\$981.56	\$342.38	\$639.18
ROLLINS INCORPORATED	ROL	775711104	15	05/24/10	07/18/13	\$412.77	\$219.03	\$193.74
ULTIMATE SOFTWARE GROUP INC	ULTI	90385D107	16	05/24/10	08/14/13	\$2,345.90	\$551.25	\$1,794.65
GREENWAY MEDICAL TECHNOLOGIES GWAY	GWAY	39679B103	34	10/24/12	11/05/13	\$691.90	\$617.37	\$74.53
GREENWAY MEDICAL TECHNOLOGIES GWAY	GWAY	39679B103	62	10/22/12	11/05/13	\$1,261.70	\$1,122.52	\$139.18
GREENWAY MEDICAL TECHNOLOGIES GWAY	GWAY	39679B103	24	10/19/12	11/05/13	\$488.40	\$438.05	\$50.35
GREENWAY MEDICAL TECHNOLOGIES GWAY	GWAY	39679B103	40	10/23/12	11/05/13	\$814.00	\$723.48	\$90.52
NEOGEN CORP	NEOG	640491106	0.5	09/27/11	11/29/13	\$24.28	\$10.67	\$13.61
LKQ CORP	LKQ	501889208	183	05/24/10	12/05/13	\$5,893.01	\$1,648.83	\$4,244.18
BIO-REFERENCE LABS INC PAR \$0.	BRLI	09057G602	13	05/24/10	12/06/13	\$372.39	\$297.67	\$74.72

IM KILTS FAMILY FDN - RVB-SCG

Long term transactions

This category includes sales of assets held more than 12 months.

Description	Symbol	Cusip	Quantity sold	Date of acquisition	Sale date	Sales price less commissions	Cost or other basis	Net gain or loss
COSTAR GROUP INC	CSGP	22160N109	11	06/29/12	12/06/13	\$2,011.99	\$900.42	\$1,111.57
CONCUR TECHNOLOGIES INC	CNQR	206708109	78	05/24/10	12/11/13	\$7,234.76	\$3,112.56	\$4,122.20
Total long term gain/loss from sales:						\$44,293.26	\$24,467.13	\$19,826.13

Proceeds From Broker Transactions

We have adjusted tax costs for amortization of premium paid for the acquisition of municipal bonds through date of sale and for non-taxable dividends. An asterisk symbol (*) next to the tax cost indicates that the tax cost has been adjusted for the current year's return of capital. However, we have not made adjustments to the cost basis of all partnerships.

If applicable, we have shown IRC Section 988 translation gains and losses separately within the sales sections. Please note these gains or losses are not entitled to capital gains treatment. Rather, under IRC Section 988, they are either ordinary income or loss. However, we have not made adjustments to the cost basis of all partnerships.

Short term transactions

This category includes sales of assets held 12 months or less.

Description	Symbol	Cusip	Quantity sold	Date of acquisition	Sale date	Sales price less commissions	Cost or other basis	Net gain or loss
CONOCOPHILLIPS	COP	20825C104	84	06/11/12	01/30/13	\$5,126.67	\$4,570.68	\$555.99
RAYTHEON CO NEW	RTN	755111507	149	04/12/12	01/30/13	\$8,162.03	\$7,850.69	\$311.34
JP MORGAN CHASE & CO	JPM	46625H100	179	03/29/12	01/30/13	\$8,448.74	\$8,171.05	\$277.69
CISCO SYSTEM INC	CSCO	17275R102	363	09/13/12	01/30/13	\$7,504.67	\$7,039.19	\$465.48
CISCO SYSTEM INC	CSCO	17275R102	23	06/24/13	09/11/13	\$560.12	\$555.93	\$4.19
CISCO SYSTEM INC	CSCO	17275R102	508	09/13/12	09/11/13	\$12,371.36	\$9,850.98	\$2,520.38
DIAMOND OFFSHORE DRILLING INC	DO	25271C102	42	02/19/13	09/11/13	\$2,747.80	\$3,094.46	* \$-346.66
DIAMOND OFFSHORE DRILLING INC	DO	25271C102	100	02/20/13	09/11/13	\$6,542.39	\$7,270.75	* \$-728.36
DIAMOND OFFSHORE DRILLING INC	DO	25271C102	14	06/26/13	09/11/13	\$915.93	\$940.43	* \$-24.50
DIAMOND OFFSHORE DRILLING INC	DO	25271C102	54	06/25/13	09/11/13	\$3,532.89	\$3,597.02	* \$-64.13
DIAMOND OFFSHORE DRILLING INC	DO	25271C102	35	06/24/13	09/11/13	\$2,289.84	\$2,293.44	* \$-3.60
ROYAL DUTCH SHELL PLC SPONSORE	RDS/B	780259107	40	06/24/13	09/11/13	\$2,732.45	\$2,631.21	\$101.24
CISCO SYSTEM INC	CSCO	17275R102	149	06/04/13	09/11/13	\$3,628.61	\$3,644.03	\$-15.42
BCE INC NEW	BCE	05534B760	339	02/25/13	09/11/13	\$14,774.65	\$15,046.11	\$-271.46
VODAFONE GROUP PLC NEW SPONSO	VOD	92857W209	66	06/24/13	09/11/13	\$2,186.62	\$1,793.95	\$392.67
BCE INC NEW	BCE	05534B760	31	06/04/13	09/11/13	\$1,351.07	\$1,381.70	\$-30.63
BCE INC NEW	BCE	05534B760	18	02/22/13	09/11/13	\$784.49	\$800.12	\$-15.63
Total short term gain/loss from sales:						\$83,660.33	\$80,531.74	\$3,128.59

Long term transactions

This category includes sales of assets held more than 12 months.

Description	Symbol	Cusip	Quantity sold	Date of acquisition	Sale date	Sales price less commissions	Cost or other basis	Net gain or loss
AT&T INC	T	00206R102	276	09/08/10	01/30/13	\$9,607.37	\$7,543.00	\$2,064.37
VODAFONE GROUP PLC NEW SPONSO	VOD	92857W209	379	09/08/10	01/30/13	\$10,404.63	\$9,402.92	\$1,001.71
ASTRAZENECA PLC SPONSORED ADR	AZN	046353108	220	09/08/10	01/30/13	\$10,946.73	\$11,354.24	\$-407.51
BOEING CO	BA	097023105	99	09/08/10	01/30/13	\$7,377.77	\$6,367.68	\$1,010.09
CHEVRONTXACO CORP	CVX	166764100	95	09/08/10	01/30/13	\$11,094.61	\$7,381.50	\$3,713.11
CONOCOPHILLIPS	COP	20825C104	112	09/08/10	01/30/13	\$6,835.56	\$4,692.57	\$2,142.99
DIAGEO PLC SPONSORED ADR NEW	DEO	25243Q205	60	09/08/10	01/30/13	\$7,053.80	\$4,035.60	\$3,018.20
DOMINION RES INC VA NEW	D	25746U109	131	09/08/10	01/30/13	\$7,103.29	\$5,738.95	\$1,364.34
DU PONT (E I) DE NEMOURS & CO	DD	263534109	17	06/27/11	01/30/13	\$811.46	\$878.05	\$-66.59
DU PONT (E I) DE NEMOURS & CO	DD	263534109	66	01/18/12	01/30/13	\$3,150.40	\$3,260.39	\$-109.99
DU PONT (E I) DE NEMOURS & CO	DD	263534109	115	09/08/10	01/30/13	\$5,489.32	\$4,879.45	\$609.87
GENERAL ELECTRIC CO	GE	369604103	436	09/08/10	01/30/13	\$9,771.10	\$6,753.64	\$3,017.46
GENUINE PARTS CO	GPC	372460105	137	09/08/10	01/30/13	\$9,328.12	\$5,789.62	\$3,538.50
HCP INC	HCP	40414L109	59	06/27/11	01/30/13	\$2,766.45	\$2,116.47	\$649.98
HCP INC	HCP	40414L109	155	09/08/10	01/30/13	\$7,267.80	\$5,478.31	\$1,789.49
HSBC HLDGS PLC SPONSORED ADR N	HSBC	404280406	65	09/08/10	01/30/13	\$3,721.95	\$3,293.55	\$428.40
HSBC HLDGS PLC SPONSORED ADR N	HSBC	404280406	117	06/27/11	01/30/13	\$6,699.51	\$5,672.16	\$1,027.35
HEALTH CARE REIT INC	HCN	42217K106	39	06/27/11	01/30/13	\$2,440.77	\$1,966.17	\$474.60
HEALTH CARE REIT INC	HCN	42217K106	130	09/08/10	01/30/13	\$8,135.91	\$5,737.07	\$2,398.84
HEINZ H J CO	HNZ	423074103	153	09/08/10	01/30/13	\$9,298.25	\$7,122.32	\$2,175.93
ALTRIA GROUP INC	MO	02209S103	293	09/08/10	01/30/13	\$9,916.28	\$6,809.32	\$3,106.96
VODAFONE GROUP PLC NEW SPONSO	VOD	92857W209	2	06/27/11	01/30/13	\$54.91	\$52.68	\$2.23
VERIZON COMMUNICATIONS	VZ	92343V104	176	09/08/10	01/30/13	\$7,725.06	\$5,345.12	\$2,379.94
UNILEVER N V	UN	904784709	248	09/08/10	01/30/13	\$10,027.53	\$6,820.00	\$3,207.53
INTEL CORP	INTC	458140100	246	06/27/11	01/30/13	\$5,260.00	\$5,224.58	\$35.42
INTEL CORP	INTC	458140100	246	09/08/10	01/30/13	\$5,260.00	\$4,420.13	\$839.87
JOHNSON AND JOHNSON	JNJ	478160104	30	06/27/11	01/30/13	\$2,233.15	\$1,962.90	\$270.25
JOHNSON AND JOHNSON	JNJ	478160104	129	01/13/51	01/30/13	\$9,602.56	\$7,927.21	\$1,675.35

Long term transactions

This category includes sales of assets held more than 12 months.

Description	Symbol	Cusip	Quantity sold	Date of acquisition	Sale date	Sales price less commissions	Cost or other basis	Net gain or loss
KIMBERLY CLARK CORP	KMB	494368103	108	09/08/10	01/30/13	\$9,540.08	\$7,090.20	\$2,449.88
KRAFT FOODS GROUP INC	KRFT	50076Q106	73	09/08/10	01/30/13	\$3,442.39	\$2,352.28	\$1,090.11
LILLY ELI & CO	LLY	532457108	224	09/08/10	01/30/13	\$12,160.71	\$7,775.04	\$4,385.67
MERCK & CO INC	MRK	58933Y105	233	10/05/11	01/30/13	\$10,156.26	\$7,292.85	\$2,863.41
MICROSOFT CORP	MSFT	594918104	202	07/27/11	01/30/13	\$5,655.89	\$5,588.01	\$67.88
MICROSOFT CORP	MSFT	594918104	145	06/27/11	01/30/13	\$4,059.92	\$3,649.29	\$410.63
MONDELEZ INTL INC	MDLZ	609207105	273	09/08/10	01/30/13	\$7,605.60	\$5,424.23	\$2,181.37
NEXTERA ENERGY INC	NEE	65339F101	146	09/08/10	01/30/13	\$10,549.70	\$7,948.24	\$2,601.46
PHILIP MORRIS INTL INC	PM	718172109	98	09/08/10	01/30/13	\$8,605.75	\$5,267.50	\$3,338.25
ROYAL DUTCH SHELL PLC SPONSORE	RDS/B	780259107	149	03/29/11	01/30/13	\$11,126.47	\$10,801.50	\$324.97
3M CO	MMM	88579Y101	50	01/13/51	01/30/13	\$5,072.59	\$4,211.21	\$861.38
3M CO	MMM	88579Y101	48	09/08/10	01/30/13	\$4,869.68	\$3,988.57	\$881.11
TRAVELERS COS INC	TRV	89417E109	133	01/13/51	01/30/13	\$10,308.43	\$6,825.74	\$3,482.69
VERIZON COMMUNICATIONS	VZ	92343V104	303	09/08/10	02/22/13	\$13,615.61	\$9,202.11	\$4,413.50
MONDELEZ INTL INC	MDLZ	609207105	379	09/08/10	03/25/13	\$11,315.06	\$7,530.33	\$3,784.73
HEINZ H J CO	HNZ	423074103	239	09/08/10	06/10/13	\$17,327.50	\$11,125.72	\$6,201.78
KIMBERLY CLARK CORP	KMB	494368103	35	09/08/10	06/24/13	\$3,309.65	\$2,297.75	\$1,011.90
AT&T INC	T	00206R102	457	09/08/10	09/11/13	\$15,590.23	\$12,489.67	\$3,100.56
ALTRIA GROUP INC	MO	02209S103	501	09/08/10	09/11/13	\$17,642.35	\$11,643.24	\$5,999.11
ASTRAZENECA PLC SPONSORED ADR	AZN	046353108	38	09/08/10	09/11/13	\$1,915.70	\$1,961.19	\$-45.49
ASTRAZENECA PLC SPONSORED ADR	AZN	046353108	230	06/27/11	09/11/13	\$11,595.01	\$11,156.31	\$438.70
ASTRAZENECA PLC SPONSORED ADR	AZN	046353108	48	01/18/12	09/11/13	\$2,419.83	\$2,308.80	\$111.03
BOEING CO	BA	097023105	179	09/08/10	09/11/13	\$19,499.88	\$11,513.28	\$7,986.60
CHEVRONTXACO CORP	CVX	166764100	144	09/08/10	09/11/13	\$17,849.63	\$11,188.80	\$6,660.83
CONOCOPHILLIPS	COP	20825C104	278	09/08/10	09/11/13	\$19,274.07	\$11,647.64	\$7,626.43
DIAGEO PLC SPONSORED ADR NEW	DEO	25243Q205	112	09/08/10	09/11/13	\$14,099.37	\$7,533.12	\$6,566.25
DOMINION RES INC VA NEW	D	25746U109	194	09/08/10	09/11/13	\$11,380.79	\$8,498.91	\$2,881.88
DU PONT (E I) DE NEMOURS & CO	DD	263534109	275	09/08/10	09/11/13	\$16,126.40	\$11,668.25	\$4,458.15

IM KILTS FAMILY FDN - SCH-LCV

Long term transactions

This category includes sales of assets held more than 12 months.

Description	Symbol	Cusip	Quantity sold	Date of acquisition	Sale date	Sales price less commissions	Cost or other basis	Net gain or loss
GENERAL ELECTRIC CO	GE	369604103	645	09/08/10	09/11/13	\$15,463.54	\$9,991.05	\$5,472.49
GENUINE PARTS CO	GPC	372460105	193	09/08/10	09/11/13	\$15,706.02	\$8,156.18	\$7,549.84
HCP INC	HCP	40414L109	335	09/08/10	09/11/13	\$13,886.44	\$11,806.10	* \$2,080.34
HSBC HLDGS PLC SPONSORED ADR N	HSBC	404280406	63	06/27/11	09/11/13	\$3,495.37	\$3,054.24	\$441.13
HSBC HLDGS PLC SPONSORED ADR N	HSBC	404280406	169	01/18/12	09/11/13	\$9,376.46	\$6,736.34	\$2,640.12
HEALTH CARE REIT INC	HCN	42217K106	250	09/08/10	09/11/13	\$15,405.23	\$10,767.02	* \$4,638.21
INTEL CORP	INTC	458140100	744	09/08/10	09/11/13	\$17,010.14	\$13,368.19	\$3,641.95
JP MORGAN CHASE & CO	JPM	46625H100	224	03/29/12	09/11/13	\$11,982.45	\$10,225.22	\$1,757.23
JOHNSON AND JOHNSON	JNJ	478160104	231	01/13/51	09/11/13	\$20,575.39	\$14,195.24	\$6,380.15
KIMBERLY CLARK CORP	KMB	494368103	65	09/08/10	09/11/13	\$6,122.57	\$4,267.25	\$1,855.32
KIMBERLY CLARK CORP	KMB	494368103	80	06/27/11	09/11/13	\$7,535.47	\$5,240.80	\$2,294.67
KRAFT FOODS GROUP INC	KRFT	50076Q106	112	09/08/10	09/11/13	\$6,000.86	\$3,608.99	\$2,391.87
LILLY ELI & CO	LLY	532457108	292	09/08/10	09/11/13	\$15,456.72	\$10,135.32	\$5,321.40
MERCK & CO INC	MRK	58933Y105	423	10/05/11	09/11/13	\$20,418.91	\$13,239.82	\$7,179.09
MICROSOFT CORP	MSFT	594918104	65	06/27/11	09/11/13	\$2,135.53	\$1,635.89	\$499.64
MICROSOFT CORP	MSFT	594918104	500	01/13/51	09/11/13	\$16,427.16	\$12,063.51	\$4,363.65
NEXTERA ENERGY INC	NEE	65339F101	218	09/08/10	09/11/13	\$17,292.52	\$11,867.92	\$5,424.60
PHILIP MORRIS INTL INC	PM	718172109	178	09/08/10	09/11/13	\$15,356.24	\$9,567.50	\$5,788.74
RAYTHEON CO NEW	RTN	755111507	289	04/12/12	09/11/13	\$22,282.93	\$15,227.18	\$7,055.75
ROYAL DUTCH SHELL PLC SPONSORE	RDS/B	780259107	102	03/29/11	09/11/13	\$6,967.73	\$7,394.31	\$-426.58
ROYAL DUTCH SHELL PLC SPONSORE	RDS/B	780259107	110	06/27/11	09/11/13	\$7,514.22	\$7,518.50	\$-4.28
3M CO	MMM	88579Y101	130	09/08/10	09/11/13	\$15,375.47	\$10,802.37	\$4,573.10
TRAVELERS COS INC	TRV	89417E109	187	01/13/51	09/11/13	\$15,560.46	\$9,597.09	\$5,963.37
UNILEVER N V	UN	904784709	359	09/08/10	09/11/13	\$13,686.24	\$9,872.50	\$3,813.74
VODAFONE GROUP PLC NEW SPONSO	VOD	92857W209	541	09/08/10	09/11/13	\$17,923.67	\$13,422.10	\$4,501.57
Total long term gain/loss from sales:						\$814,456.58	\$591,766.01	\$222,690.57

IM THE KILTS FAMILY FOUNDATION

Proceeds From Broker Transactions

We have adjusted tax costs for amortization of premium paid for the acquisition of municipal bonds through date of sale and for non-taxable dividends. An asterisk symbol (*) next to the tax cost indicates that the tax cost has been adjusted for the current year's return of capital. However, we have not made adjustments to the cost basis of all partnerships.

If applicable, we have shown IRC Section 988 translation gains and losses separately within the sales sections. Please note these gains or losses are not entitled to capital gains treatment. Rather, under IRC Section 988, they are either ordinary income or loss. However, we have not made adjustments to the cost basis of all partnerships.

Short term transactions

This category includes sales of assets held 12 months or less.

Description	Symbol	Cusip	Quantity sold	Date of acquisition	Sale date	Sales price less commissions	Cost or other basis	Net gain or loss
FPA CRESCENT FUND	FPACX	30254T759	9297.55	02/22/12	01/28/13	\$272,325.25	\$261,540.08	\$10,785.17
SECTOR SPDR TR SHS BEN	NLK	81369Y803	3590	05/24/12	01/28/13	\$105,579.54	\$100,161.00	\$5,418.54
SECTOR SPDR TR SHS BEN	NLK	81369Y803	3575	05/21/12	01/28/13	\$105,138.39	\$100,076.77	\$5,061.62
SECTOR SPDR TR SHS BEN	NLK	81369Y803	3470	06/19/12	01/28/13	\$102,050.41	\$100,126.85	\$1,923.56
SECTOR SPDR TR SHS BEN	NLK	81369Y803	10015	03/13/12	01/28/13	\$294,534.54	\$296,517.11	\$-1,982.57
ISHARES COMEX GOLD TR ISHARES	IAU	464285105	1	09/19/12	01/31/13	\$80.84	\$85.83	\$-4.99
ISHARES COMEX GOLD TR ISHARES	IAU	464285105	1	09/19/12	02/28/13	\$73.06	\$81.83	\$-8.77
ISHARES COMEX GOLD TR ISHARES	IAU	464285105	12920	09/19/12	03/15/13	\$199,738.71	\$222,596.09	\$-22,857.38
ISHARES COMEX GOLD TR ISHARES	IAU	464285105	1	09/19/12	03/31/13	\$35.15	\$39.34	\$-4.19
TOUCHSTONE FDS GROUP TR SANDS	CFSIX	89155H827	13427.3	01/28/13	04/17/13	\$181,000.00	\$181,537.10	\$-537.10
ISHARES COMEX GOLD TR ISHARES	IAU	464285105	1	09/19/12	04/30/13	\$33.28	\$40.54	\$-7.26
ISHARES COMEX GOLD TR ISHARES	IAU	464285105	1	09/19/12	05/31/13	\$31.99	\$40.42	\$-8.43
ISHARES COMEX GOLD TR ISHARES	IAU	464285105	1	09/19/12	06/30/13	\$29.59	\$42.19	\$-12.60
ISHARES COMEX GOLD TR ISHARES	IAU	464285105	1	09/19/12	07/31/13	\$28.19	\$37.99	\$-9.80
PIMCO ALL ASSET ALL AUTH FUND	PAUIX	72200Q182	14792.9	09/19/12	08/29/13	\$150,000.00	\$167,011.83	\$-17,011.83
ISHARES COMEX GOLD TR ISHARES	IAU	464285105	1	09/19/12	08/31/13	\$29.53	\$37.39	\$-7.86
ISHARES COMEX GOLD TR ISHARES	IAU	464285105	10655	09/19/12	09/10/13	\$140,430.45	\$183,334.99	\$-42,904.54
PINNACLE FOODS INC DEL	PF	72348P104	41278	03/28/13	11/06/13	\$1,122,803.96	\$349,944.05	\$772,859.91

Description	Symbol	Cusip	Quantity sold	Date of acquisition	Sale date	Sales price less commissions	Cost or other basis	Net gain or loss
							Portion subject to 988	
BRASIL FEDERATIVE REP GLOBAL		B0LCVJ0#1	275000	06/23/11	03/27/13	\$158,185.84	\$208,893.10	\$-50,707.26
							\$-50,707.26	
Total long term gain/loss from transactions with Section 988 translation gain/loss:						\$158,185.84	\$208,893.10	\$-50,707.26
Total long term Section 988 translation gain/loss:							\$-50,707.26	