



See a Social Security Number? Say Something!
Report Privacy Problems to <https://public.resource.org/privacy>
Or call the IRS Identity Theft Hotline at 1-800-908-4490



Return of Private Foundation

or Section 4947(a)(1) Trust Treated as Private Foundation

OMB No 1545-0052

2013

Department of the Treasury
Internal Revenue ServiceDo not enter Social Security numbers on this form as it may be made public.
Information about Form 990-PF and its separate instructions is at www.irs.gov/form990pf.

Open to Public Inspection

For calendar year 2013 or tax year beginning

, and ending

Name of foundation

A Employer identification number

CEDAR TREE FOUNDATION

13-3601934

Number and street (or P O box number if mail is not delivered to street address)

Room/suite

100 FRANKLIN STREET

704

B Telephone number

617-695-6767

City or town, state or province, country, and ZIP or foreign postal code

BOSTON, MA 02110

C If exemption application is pending, check here ☐

G Check all that apply:

☐ Initial return☐ Initial return of a former public charity☐ Final return☐ Amended return☐ Address change☐ Name changeD 1. Foreign organizations, check here ☐2. Foreign organizations meeting the 85% test, check here and attach computation ☐

H Check type of organization:

☒ Section 501(c)(3) exempt private foundation☐ Section 4947(a)(1) nonexempt charitable trust☐ Other taxable private foundationE If private foundation status was terminated under section 507(b)(1)(A), check here ☐

I Fair market value of all assets at end of year

J Accounting method:

☐ Cash☒ AccrualF If the foundation is in a 60-month termination under section 507(b)(1)(B), check here ☐

(from Part II, col (c), line 16)

☐ Other (specify)

\$ 98,969,569. (Part I, column (d) must be on cash basis.)

Part I Analysis of Revenue and Expenses

(The total of amounts in columns (b), (c), and (d) may not necessarily equal the amounts in column (a))

(a) Revenue and expenses per books

(b) Net investment income

(c) Adjusted net income

(d) Disbursements for charitable purposes (cash basis only)

1	Contributions, gifts, grants, etc., received	1,470,054.		N/A	
2	Check <input type="checkbox"/> if the foundation is not required to attach Sch B				
3	Interest on savings and temporary cash investments	1,727.	1,727.		STATEMENT 1
4	Dividends and interest from securities	1,755,009.	1,807,955.		STATEMENT 2
5a	Gross rents				
b	Net rental income or (loss)				
6a	Net gain or (loss) from sale of assets not on line 10	5,009,290.			
b	Gross sales price for all assets on line 6a	47,896,074.			
7	Capital gain net income (from Part IV, line 2)		4,846,742.		
8	Net short-term capital gain				
9	Income modifications				
10a	Gross sales less returns and allowances				
b	Less Cost of goods sold				
c	Gross profit or (loss)				
11	Other income	201,399.	201,399.		STATEMENT 3
12	Total. Add lines 1 through 11	8,437,479.	6,857,823.		
13	Compensation of officers, directors, trustees, etc	173,400.	26,988.		146,412.
14	Other employee salaries and wages	230,553.	28,880.		201,673.
15	Pension plans, employee benefits	131,444.	17,854.		113,590.
16a	Legal fees	20,187.	210.		19,977.
b	Accounting fees	51,710.	6,722.		44,988.
c	Other professional fees	543,194.	543,194.		0.
17	Interest				
18	Taxes	117,289.	24,044.		22,745.
19	Depreciation and depletion	4,685.	609.		
20	Occupancy	101,264.	13,164.		88,100.
21	Travel, conferences, and meetings	33,654.	556.		33,098.
22	Printing and publications				
23	Other expenses	508,749.	237,914.		275,928.
24	Total operating and administrative expenses. Add lines 13 through 23	1,916,129.	900,135.		946,511.
25	Contributions, gifts, grants paid	14,217,081.			14,217,081.
26	Total expenses and disbursements. Add lines 24 and 25	16,133,210.	900,135.		15,163,592.
27	Subtract line 26 from line 12:				
a	Excess of revenue over expenses and disbursements	-7,695,731.			
b	Net investment income (if negative, enter -0-)		5,957,688.		
c	Adjusted net income (if negative, enter -0-)			N/A	

SCANNED NOV 20 2014

Operating and Administrative Expenses

RECEIVED

NOV 18 2014

IRS-OSS

OPEN UP

Part II Balance Sheets

Attached schedules and amounts in the description column should be for end-of-year amounts only

		Beginning of year	End of year	
		(a) Book Value	(b) Book Value	(c) Fair Market Value
Assets	1 Cash - non-interest-bearing			
	2 Savings and temporary cash investments	1,229,454.	1,380,603.	1,380,603.
	3 Accounts receivable ▶			
	Less: allowance for doubtful accounts ▶			
	4 Pledges receivable ▶			
	Less: allowance for doubtful accounts ▶			
	5 Grants receivable			
	6 Receivables due from officers, directors, trustees, and other disqualified persons			
	7 Other notes and loans receivable ▶			
	Less: allowance for doubtful accounts ▶			
	8 Inventories for sale or use			
	9 Prepaid expenses and deferred charges	91,617.	100,733.	100,733.
	10a Investments - U.S. and state government obligations			
	b Investments - corporate stock STMT 9	51,649,145.	68,489,534.	68,489,534.
	c Investments - corporate bonds			
Liabilities	11 Investments - land, buildings, and equipment basis ▶ 525,000.			
	Less: accumulated depreciation ▶	525,000.	525,000.	525,000.
	12 Investments - mortgage loans			
	13 Investments - other STMT 10	45,693,592.	28,378,089.	28,378,089.
	14 Land, buildings, and equipment: basis ▶ 107,434.			
	Less: accumulated depreciation STMT 11 ▶ 93,915.	13,602.	13,519.	13,519.
	15 Other assets (describe ▶ STATEMENT 12)	14,495.	82,091.	82,091.
	16 Total assets (to be completed by all filers - see the instructions. Also, see page 1, item 1)	99,216,905.	98,969,569.	98,969,569.
	17 Accounts payable and accrued expenses	157,187.	169,866.	
	18 Grants payable			
	19 Deferred revenue			
	20 Loans from officers, directors, trustees, and other disqualified persons			
	21 Mortgages and other notes payable			
	22 Other liabilities (describe ▶)			
	23 Total liabilities (add lines 17 through 22)	157,187.	169,866.	
Net Assets or Fund Balances	Foundations that follow SFAS 117, check here ▶ <input checked="" type="checkbox"/> X			
	and complete lines 24 through 26 and lines 30 and 31.			
	24 Unrestricted	99,059,718.	98,799,703.	
	25 Temporarily restricted			
	26 Permanently restricted			
	Foundations that do not follow SFAS 117, check here ▶ <input type="checkbox"/>			
	and complete lines 27 through 31.			
	27 Capital stock, trust principal, or current funds			
	28 Paid-in or capital surplus, or land, bldg., and equipment fund			
	29 Retained earnings, accumulated income, endowment, or other funds			
	30 Total net assets or fund balances	99,059,718.	98,799,703.	
	31 Total liabilities and net assets/fund balances	99,216,905.	98,969,569.	

Part III Analysis of Changes in Net Assets or Fund Balances

1 Total net assets or fund balances at beginning of year - Part II, column (a), line 30 (must agree with end-of-year figure reported on prior year's return)	1	99,059,718.
2 Enter amount from Part I, line 27a	2	-7,695,731.
3 Other increases not included in line 2 (itemize) ▶ UNREALIZED GAIN	3	7,435,716.
4 Add lines 1, 2, and 3	4	98,799,703.
5 Decreases not included in line 2 (itemize) ▶	5	0.
6 Total net assets or fund balances at end of year (line 4 minus line 5) - Part II, column (b), line 30	6	98,799,703.

Form 990-PF (2013)

Part IV Capital Gains and Losses for Tax on Investment Income

(a) List and describe the kind(s) of property sold (e.g., real estate, 2-story brick warehouse; or common stock, 200 shs. MLC Co.)	(b) How acquired P - Purchase D - Donation	(c) Date acquired (mo., day, yr.)	(d) Date sold (mo., day, yr.)
1a SALE OF INVESTMENTS - SEE ATTACHED	P		12/31/13
b PASSTHROUGH GAINS FROM PARTNERSHIP			
c INVESTMENT	P		12/31/13
d			
e			

(e) Gross sales price	(f) Depreciation allowed (or allowable)	(g) Cost or other basis plus expense of sale	(h) Gain or (loss) (e) plus (f) minus (g)
a 46,699,364.		43,049,332.	3,650,032.
b			
c 1,196,710.			1,196,710.
d			
e			

Complete only for assets showing gain in column (h) and owned by the foundation on 12/31/69			(i) Gains (Col. (h) gain minus col. (k), but not less than -0-) or Losses (from col. (h))
(i) F.M.V. as of 12/31/69	(j) Adjusted basis as of 12/31/69	(k) Excess of col. (i) over col. (j), if any	
a			3,650,032.
b			
c			1,196,710.
d			
e			

2 Capital gain net income or (net capital loss)	{ If gain, also enter in Part I, line 7 If (loss), enter -0- in Part I, line 7 }	2	4,846,742.
3 Net short-term capital gain or (loss) as defined in sections 1222(5) and (6):	{ If gain, also enter in Part I, line 8, column (c). If (loss), enter -0- in Part I, line 8 }	3	N/A

Part V Qualification Under Section 4940(e) for Reduced Tax on Net Investment Income

(For optional use by domestic private foundations subject to the section 4940(a) tax on net investment income.)

If section 4940(d)(2) applies, leave this part blank.

Was the foundation liable for the section 4942 tax on the distributable amount of any year in the base period?

☐ Yes ☒ No

If "Yes," the foundation does not qualify under section 4940(e). Do not complete this part.

1 Enter the appropriate amount in each column for each year; see the instructions before making any entries.

(a) Base period years Calendar year (or tax year beginning in)	(b) Adjusted qualifying distributions	(c) Net value of noncharitable-use assets	(d) Distribution ratio (col. (b) divided by col. (c))
2012	8,228,656.	95,330,873.	.086317
2011	5,075,651.	95,525,083.	.053134
2010	5,449,813.	94,358,533.	.057756
2009	5,511,552.	86,915,782.	.063413
2008	10,495,279.	97,154,129.	.108027

2 Total of line 1, column (d)	2	.368647
3 Average distribution ratio for the 5-year base period - divide the total on line 2 by 5, or by the number of years the foundation has been in existence if less than 5 years	3	.073729
4 Enter the net value of noncharitable-use assets for 2013 from Part X, line 5	4	97,398,329.
5 Multiply line 4 by line 3	5	7,181,081.
6 Enter 1% of net investment income (1% of Part I, line 27b)	6	59,577.
7 Add lines 5 and 6	7	7,240,658.
8 Enter qualifying distributions from Part XII, line 4	8	15,663,592.

If line 8 is equal to or greater than line 7, check the box in Part VI, line 1b, and complete that part using a 1% tax rate.
See the Part VI instructions.

Part VI Excise Tax Based on Investment Income (Section 4940(a), 4940(b), 4940(e), or 4948 - see instructions)

1a Exempt operating foundations described in section 4940(d)(2), check here <input type="checkbox"/> and enter "N/A" on line 1. Date of ruling or determination letter: _____ (attach copy of letter if necessary-see instructions)			
b Domestic foundations that meet the section 4940(e) requirements in Part V, check here <input checked="" type="checkbox"/> and enter 1% of Part I, line 27b		1	59,577.
c All other domestic foundations enter 2% of line 27b. Exempt foreign organizations enter 4% of Part I, line 12, col. (b).			
2 Tax under section 511 (domestic section 4947(a)(1) trusts and taxable foundations only. Others enter -0-)		2	0.
3 Add lines 1 and 2		3	59,577.
4 Subtitle A (income) tax (domestic section 4947(a)(1) trusts and taxable foundations only. Others enter -0-)		4	0.
5 Tax based on investment income. Subtract line 4 from line 3. If zero or less, enter -0-		5	59,577.
6 Credits/Payments:			
a 2013 estimated tax payments and 2012 overpayment credited to 2013	6a	81,875.	
b Exempt foreign organizations - tax withheld at source	6b		
c Tax paid with application for extension of time to file (Form 8868)	6c		
d Backup withholding erroneously withheld	6d		
7 Total credits and payments. Add lines 6a through 6d	7	81,875.	
8 Enter any penalty for underpayment of estimated tax. Check here <input type="checkbox"/> if Form 2220 is attached	8		
9 Tax due. If the total of lines 5 and 8 is more than line 7, enter amount owed	9		
10 Overpayment. If line 7 is more than the total of lines 5 and 8, enter the amount overpaid	10	22,298.	
11 Enter the amount of line 10 to be: Credited to 2014 estimated tax <input checked="" type="checkbox"/> 22,298. Refunded <input checked="" type="checkbox"/>	11	0.	

Part VII-A Statements Regarding Activities

	Yes	No
1a During the tax year, did the foundation attempt to influence any national, state, or local legislation or did it participate or intervene in any political campaign?		X
1b Did it spend more than \$100 during the year (either directly or indirectly) for political purposes (see instructions for the definition)? If the answer is "Yes" to 1a or 1b, attach a detailed description of the activities and copies of any materials published or distributed by the foundation in connection with the activities.		X
1c Did the foundation file Form 1120-POL for this year?		X
d Enter the amount (if any) of tax on political expenditures (section 4955) imposed during the year: (1) On the foundation. <input checked="" type="checkbox"/> \$ 0. (2) On foundation managers. <input checked="" type="checkbox"/> \$ 0.		
e Enter the reimbursement (if any) paid by the foundation during the year for political expenditure tax imposed on foundation managers. <input checked="" type="checkbox"/> \$ 0.		
2 Has the foundation engaged in any activities that have not previously been reported to the IRS? If "Yes," attach a detailed description of the activities.		X
3 Has the foundation made any changes, not previously reported to the IRS, in its governing instrument, articles of incorporation, or bylaws, or other similar instruments? If "Yes," attach a conformed copy of the changes		X
4a Did the foundation have unrelated business gross income of \$1,000 or more during the year?	X	
4b If "Yes," has it filed a tax return on Form 990-T for this year?	X	
5 Was there a liquidation, termination, dissolution, or substantial contraction during the year? If "Yes," attach the statement required by General Instruction T.		X
6 Are the requirements of section 508(e) (relating to sections 4941 through 4945) satisfied either: • By language in the governing instrument, or • By state legislation that effectively amends the governing instrument so that no mandatory directions that conflict with the state law remain in the governing instrument?	X	
7 Did the foundation have at least \$5,000 in assets at any time during the year? If "Yes," complete Part II, col. (c), and Part XV	X	
8a Enter the states to which the foundation reports or with which it is registered (see instructions) <input checked="" type="checkbox"/> MA		
b If the answer is "Yes" to line 7, has the foundation furnished a copy of Form 990-PF to the Attorney General (or designate) of each state as required by General Instruction G? If "No," attach explanation	X	
9 Is the foundation claiming status as a private operating foundation within the meaning of section 4942(j)(3) or 4942(j)(5) for calendar year 2013 or the taxable year beginning in 2013 (see instructions for Part XIV)? If "Yes," complete Part XIV		X
10 Did any persons become substantial contributors during the tax year? If "Yes," attach a schedule listing their names and addresses		X

Form 990-PF (2013)

Part VII-A Statements Regarding Activities (continued)

11	At any time during the year, did the foundation, directly or indirectly, own a controlled entity within the meaning of section 512(b)(13)? If "Yes," attach schedule (see instructions)	11		X
12	Did the foundation make a distribution to a donor advised fund over which the foundation or a disqualified person had advisory privileges? If "Yes," attach statement (see instructions)	12		X
13	Did the foundation comply with the public inspection requirements for its annual returns and exemption application? Website address ► WWW.CEDARTREEFOUND.ORG	13	X	
14	The books are in care of ► DEBRA MONIZ Telephone no. ► 617-695-6767 Located at ► 100 FRANKLIN STREET, BOSTON, MA ZIP+4 ► 02110			
15	Section 4947(a)(1) nonexempt charitable trusts filing Form 990-PF in lieu of Form 1041 - Check here and enter the amount of tax-exempt interest received or accrued during the year ► 15 N/A			
16	At any time during calendar year 2013, did the foundation have an interest in or a signature or other authority over a bank, securities, or other financial account in a foreign country? See the instructions for exceptions and filing requirements for Form TD F 90-22.1. If "Yes," enter the name of the foreign country ►	16	Yes	No X

Part VII-B Statements Regarding Activities for Which Form 4720 May Be Required

File Form 4720 if any item is checked in the "Yes" column, unless an exception applies.

		Yes	No
1a	During the year did the foundation (either directly or indirectly):		
(1)	Engage in the sale or exchange, or leasing of property with a disqualified person? <input type="checkbox"/> Yes <input checked="" type="checkbox"/> No		
(2)	Borrow money from, lend money to, or otherwise extend credit to (or accept it from) a disqualified person? <input type="checkbox"/> Yes <input checked="" type="checkbox"/> No		
(3)	Furnish goods, services, or facilities to (or accept them from) a disqualified person? <input type="checkbox"/> Yes <input checked="" type="checkbox"/> No		
(4)	Pay compensation to, or pay or reimburse the expenses of, a disqualified person? <input checked="" type="checkbox"/> Yes <input type="checkbox"/> No		
(5)	Transfer any income or assets to a disqualified person (or make any of either available for the benefit or use of a disqualified person)? <input type="checkbox"/> Yes <input checked="" type="checkbox"/> No		
(6)	Agree to pay money or property to a government official? (Exception. Check "No" if the foundation agreed to make a grant to or to employ the official for a period after termination of government service, if terminating within 90 days.) <input type="checkbox"/> Yes <input checked="" type="checkbox"/> No		
b	If any answer is "Yes" to 1a(1)-(6), did any of the acts fail to qualify under the exceptions described in Regulations section 53.4941(d)-3 or in a current notice regarding disaster assistance (see instructions)? Organizations relying on a current notice regarding disaster assistance check here ► <input type="checkbox"/>	1b	X
c	Did the foundation engage in a prior year in any of the acts described in 1a, other than excepted acts, that were not corrected before the first day of the tax year beginning in 2013?	1c	X
2	Taxes on failure to distribute income (section 4942) (does not apply for years the foundation was a private operating foundation defined in section 4942(j)(3) or 4942(j)(5)):		
a	At the end of tax year 2013, did the foundation have any undistributed income (lines 6d and 6e, Part XIII) for tax year(s) beginning before 2013? <input type="checkbox"/> Yes <input checked="" type="checkbox"/> No If "Yes," list the years ►		
b	Are there any years listed in 2a for which the foundation is not applying the provisions of section 4942(a)(2) (relating to incorrect valuation of assets) to the year's undistributed income? (If applying section 4942(a)(2) to all years listed, answer "No" and attach statement - see instructions.) N/A	2b	
c	If the provisions of section 4942(a)(2) are being applied to any of the years listed in 2a, list the years here. ►		
3a	Did the foundation hold more than a 2% direct or indirect interest in any business enterprise at any time during the year? <input checked="" type="checkbox"/> Yes <input type="checkbox"/> No		
b	If "Yes," did it have excess business holdings in 2013 as a result of (1) any purchase by the foundation or disqualified persons after May 26, 1969; (2) the lapse of the 5-year period (or longer period approved by the Commissioner under section 4943(c)(7)) to dispose of holdings acquired by gift or bequest; or (3) the lapse of the 10-, 15-, or 20-year first phase holding period? (Use Schedule C, Form 4720, to determine if the foundation had excess business holdings in 2013)	3b	X
4a	Did the foundation invest during the year any amount in a manner that would jeopardize its charitable purposes?	4a	X
b	Did the foundation make any investment in a prior year (but after December 31, 1969) that could jeopardize its charitable purpose that had not been removed from jeopardy before the first day of the tax year beginning in 2013?	4b	X

Form 990-PF (2013)

Part VII-B Statements Regarding Activities for Which Form 4720 May Be Required (continued)**5a** During the year did the foundation pay or incur any amount to:

(1) Carry on propaganda, or otherwise attempt to influence legislation (section 4945(e))?

☐ Yes ☒ No

(2) Influence the outcome of any specific public election (see section 4955); or to carry on, directly or indirectly, any voter registration drive?

☐ Yes ☒ No

(3) Provide a grant to an individual for travel, study, or other similar purposes?

☐ Yes ☒ No

(4) Provide a grant to an organization other than a charitable, etc., organization described in section 509(a)(1), (2), or (3), or section 4940(d)(2)?

☐ Yes ☒ No

(5) Provide for any purpose other than religious, charitable, scientific, literary, or educational purposes, or for the prevention of cruelty to children or animals?

☐ Yes ☒ No**b** If any answer is "Yes" to 5a(1)-(5), did any of the transactions fail to qualify under the exceptions described in Regulations section 53.4945 or in a current notice regarding disaster assistance (see instructions)?

N/A

5b

Organizations relying on a current notice regarding disaster assistance check here

▶ ☐**c** If the answer is "Yes" to question 5a(4), does the foundation claim exemption from the tax because it maintained expenditure responsibility for the grant?

N/A

☐ Yes ☐ No

If "Yes," attach the statement required by Regulations section 53.4945-5(d).

6a Did the foundation, during the year, receive any funds, directly or indirectly, to pay premiums on a personal benefit contract?☐ Yes ☒ No**b** Did the foundation, during the year, pay premiums, directly or indirectly, on a personal benefit contract?

6b

X

If "Yes" to 6b, file Form 8870

7a At any time during the tax year, was the foundation a party to a prohibited tax shelter transaction?☐ Yes ☒ No**b** If "Yes," did the foundation receive any proceeds or have any net income attributable to the transaction?

N/A

7b

Part VIII Information About Officers, Directors, Trustees, Foundation Managers, Highly Paid Employees, and Contractors**1** List all officers, directors, trustees, foundation managers and their compensation.

(a) Name and address	(b) Title, and average hours per week devoted to position	(c) Compensation (If not paid, enter -0-)	(d) Contributions to employee benefit plans and deferred compensation	(e) Expense account, other allowances
SEE STATEMENT 13		173,400.	39,214.	0.

2 Compensation of five highest-paid employees (other than those included on line 1). If none, enter "NONE."

(a) Name and address of each employee paid more than \$50,000	(b) Title, and average hours per week devoted to position	(c) Compensation	(d) Contributions to employee benefit plans and deferred compensation	(e) Expense account, other allowances
SOPHIA KOLEHMAINEN - 100 FRANKLIN STREET, SUITE 704, BOSTON, MA 02110	EXECUTIVE DIRECTOR	128,400.	39,214.	0.
DEBRA MONIZ - 100 FRANKLIN STREET, SUITE 704, BOSTON, MA 02110	DIRECTOR FINANCE & ADMIN	112,350.	38,108.	0.
GREG HORNER - 100 FRANKLIN STREET, SUITE 704, BOSTON, MA 02110	SENIOR PROGRAM OFFICER	78,000.	33,400.	0.
DANA KARLSSON - 100 FRANKLIN STREET, SUITE 704, BOSTON, MA 02110	GRANT MANAGER	47,769.	23,447.	0.

Total number of other employees paid over \$50,000

0

Form 990-PF (2013)

Part VIII Information About Officers, Directors, Trustees, Foundation Managers, Highly Paid Employees, and Contractors (continued)**3** Five highest-paid independent contractors for professional services. If none, enter "NONE."

(a) Name and address of each person paid more than \$50,000	(b) Type of service	(c) Compensation
MIKE DOMBECK - 750 GRANITE RIDGE ROAD, STEVENS POINT, WI 54481	CONSULTING	176,532.
CBIZ TOFIAS 500 BOYLSTON STREET, BOSTON, MA 02116	ACCOUNTING AND TAX	55,410.

Total number of others receiving over \$50,000 for professional services

0

Part IX-A Summary of Direct Charitable Activities

List the foundation's four largest direct charitable activities during the tax year. Include relevant statistical information such as the number of organizations and other beneficiaries served, conferences convened, research papers produced, etc.

	Expenses
1 N/A	
2	
3	
4	

Part IX-B Summary of Program-Related Investments

Describe the two largest program-related investments made by the foundation during the tax year on lines 1 and 2.

	Amount
1 LOAN TO MAINE FARMLAND TRUST, INC.	
	500,000.
2	
All other program-related investments. See instructions.	
3	
Total. Add lines 1 through 3	500,000.

Form 990-PF (2013)

Part X**Minimum Investment Return** (All domestic foundations must complete this part. Foreign foundations, see instructions.)

1	Fair market value of assets not used (or held for use) directly in carrying out charitable, etc., purposes:		
a	Average monthly fair market value of securities	1a	90,167,343.
b	Average of monthly cash balances	1b	7,992,866.
c	Fair market value of all other assets	1c	721,343.
d	Total (add lines 1a, b, and c)	1d	98,881,552.
e	Reduction claimed for blockage or other factors reported on lines 1a and 1c (attach detailed explanation)	1e	0.
2	Acquisition indebtedness applicable to line 1 assets	2	0.
3	Subtract line 2 from line 1d	3	98,881,552.
4	Cash deemed held for charitable activities. Enter 1 1/2% of line 3 (for greater amount, see instructions)	4	1,483,223.
5	Net value of noncharitable-use assets. Subtract line 4 from line 3. Enter here and on Part V, line 4	5	97,398,329.
6	Minimum investment return. Enter 5% of line 5	6	4,869,916.

Part XI**Distributable Amount** (see instructions) (Section 4942(j)(3) and (j)(5) private operating foundations and certain foreign organizations check here ☐ and do not complete this part.)

1	Minimum investment return from Part X, line 6	1	4,869,916.
2a	Tax on investment income for 2013 from Part VI, line 5	2a	59,577.
b	Income tax for 2013. (This does not include the tax from Part VI.)	2b	
c	Add lines 2a and 2b	2c	59,577.
3	Distributable amount before adjustments. Subtract line 2c from line 1	3	4,810,339.
4	Recoveries of amounts treated as qualifying distributions	4	0.
5	Add lines 3 and 4	5	4,810,339.
6	Deduction from distributable amount (see instructions)	6	0.
7	Distributable amount as adjusted. Subtract line 6 from line 5. Enter here and on Part XIII, line 1	7	4,810,339.

Part XII**Qualifying Distributions** (see instructions)

1	Amounts paid (including administrative expenses) to accomplish charitable, etc., purposes:		
a	Expenses, contributions, gifts, etc. - total from Part I, column (d), line 26	1a	15,163,592.
b	Program-related investments - total from Part IX-B	1b	500,000.
2	Amounts paid to acquire assets used (or held for use) directly in carrying out charitable, etc., purposes	2	
3	Amounts set aside for specific charitable projects that satisfy the:		
a	Suitability test (prior IRS approval required)	3a	
b	Cash distribution test (attach the required schedule)	3b	
4	Qualifying distributions. Add lines 1a through 3b. Enter here and on Part V, line 8, and Part XIII, line 4	4	15,663,592.
5	Foundations that qualify under section 4940(e) for the reduced rate of tax on net investment income. Enter 1% of Part I, line 27b	5	59,577.
6	Adjusted qualifying distributions. Subtract line 5 from line 4	6	15,604,015.

Note. The amount on line 6 will be used in Part V, column (b), in subsequent years when calculating whether the foundation qualifies for the section 4940(e) reduction of tax in those years.

Form 990-PF (2013)

Part XIII Undistributed Income (see instructions)

	(a) Corpus	(b) Years prior to 2012	(c) 2012	(d) 2013
1 Distributable amount for 2013 from Part XI, line 7				4,810,339.
2 Undistributed income, if any, as of the end of 2013				
a Enter amount for 2012 only			0.	
b Total for prior years:		0.		
3 Excess distributions carryover, if any, to 2013:				
a From 2008	5,776,945.			
b From 2009	1,241,417.			
c From 2010	871,316.			
d From 2011	423,332.			
e From 2012	3,628,295.			
f Total of lines 3a through e	11,941,305.			
4 Qualifying distributions for 2013 from Part XII, line 4: ▶ \$ 15,663,592.				
a Applied to 2012, but not more than line 2a			0.	
b Applied to undistributed income of prior years (Election required - see instructions)		0.		
c Treated as distributions out of corpus (Election required - see instructions)	0.			
d Applied to 2013 distributable amount				4,810,339.
e Remaining amount distributed out of corpus	10,853,253.			
5 Excess distributions carryover applied to 2013 (If an amount appears in column (d), the same amount must be shown in column (a))	0.			0.
6 Enter the net total of each column as indicated below:				
a Corpus. Add lines 3f, 4c, and 4e. Subtract line 5	22,794,558.			
b Prior years' undistributed income. Subtract line 4b from line 2b		0.		
c Enter the amount of prior years' undistributed income for which a notice of deficiency has been issued, or on which the section 4942(a) tax has been previously assessed		0.		
d Subtract line 6c from line 6b. Taxable amount - see instructions		0.		
e Undistributed income for 2012. Subtract line 4a from line 2a. Taxable amount - see instr.			0.	
f Undistributed income for 2013. Subtract lines 4d and 5 from line 1. This amount must be distributed in 2014				0.
7 Amounts treated as distributions out of corpus to satisfy requirements imposed by section 170(b)(1)(F) or 4942(g)(3)	0.			
8 Excess distributions carryover from 2008 not applied on line 5 or line 7	5,776,945.			
9 Excess distributions carryover to 2014. Subtract lines 7 and 8 from line 6a	17,017,613.			
10 Analysis of line 9:				
a Excess from 2009	1,241,417.			
b Excess from 2010	871,316.			
c Excess from 2011	423,332.			
d Excess from 2012	3,628,295.			
e Excess from 2013	10,853,253.			

N/A

- b** Check box to indicate whether the foundation is a private operating foundation described in section ☐ 4942(j)(3) or ☐ 4942(j)(5)

- [illegible]

05240 11

Part XV Supplementary Information (continued)**3 Grants and Contributions Paid During the Year or Approved for Future Payment**

Recipient Name and address (home or business)	If recipient is an individual, show any relationship to any foundation manager or substantial contributor	Foundation status of recipient	Purpose of grant or contribution	Amount
a Paid during the year				
SEE ATTACHED STATEMENT				14,217,081.
Total			3a	14,217,081.
b Approved for future payment				
SEE ATTACHED STATEMENT				6,581,802.
Total			3b	6,581,802.

Part XVII	Information Regarding Transfers To and Transactions and Relationships With Noncharitable Exempt Organizations
------------------	--




- | | | | | |
|----------|--|--------------|------------|-----------|
| 1 | Did the organization directly or indirectly engage in any of the following with any other organization described in section 501(c) of the Code (other than section 501(c)(3) organizations) or in section 527, relating to political organizations? | | Yes | No |
| | | | | |
| a | Transfers from the reporting foundation to a noncharitable exempt organization of: | | | |
| | (1) Cash | 1a(1) | | X |
| | (2) Other assets | 1a(2) | | X |
| b | Other transactions: | | | |
| | (1) Sales of assets to a noncharitable exempt organization | 1b(1) | | X |
| | (2) Purchases of assets from a noncharitable exempt organization | 1b(2) | | X |
| | (3) Rental of facilities, equipment, or other assets | 1b(3) | | X |
| | (4) Reimbursement arrangements | 1b(4) | | X |
| | (5) Loans or loan guarantees | 1b(5) | | X |
| | (6) Performance of services or membership or fundraising solicitations | 1b(6) | | X |
| c | Sharing of facilities, equipment, mailing lists, other assets, or paid employees | 1c | | X |
| d | If the answer to any of the above is "Yes," complete the following schedule. Column (b) should always show the fair market value of the goods, other assets, or services given by the reporting foundation. If the foundation received less than fair market value in any transaction or sharing arrangement, show in column (d) the value of the goods, other assets, or services received. | | | |

[illegible]

- 2a** Is the foundation directly or indirectly affiliated with, or related to, one or more tax-exempt organizations described in section 501(c) of the Code (other than section 501(c)(3)) or in section 527? ☐ Yes ☒ No
- b** If "Yes," complete the following schedule.

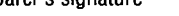
(a) Name of organization	(b) Type of organization	(c) Description of relationship
N/A		

Sign Here Under penalties of perjury, I declare that I have examined this return, including accompanying schedules and statements, and to the best of my knowledge and belief, it is true, correct, and complete. Declaration of preparer (other than taxpayer) is based on all information of which preparer has any knowledge.

Signature of officer or trustee _____ Date _____ Title _____

May the IRS discuss this return with the preparer shown below (see instr.)? ☒ Yes ☐ No

Paid Preparer Use Only	Print/Type preparer's name	Preparer's signature	Date	Check <input type="checkbox"/> if self-employed	PTIN
	CRAIG KLEIN		11/5/14		P00734640
	Firm's name ▶ CBIZ TOFIAS				Firm's EIN ▶ 26-3753134
	Firm's address ▶ 500 BOYLSTON STREET BOSTON, MA 02116				Phone no. 617-761-0600

Schedule B(Form 990, 990-EZ,
or 990-PF)Department of the Treasury
Internal Revenue Service**Schedule of Contributors**

- ▶ Attach to Form 990, Form 990-EZ, or Form 990-PF.
▶ Information about Schedule B (Form 990, 990-EZ, or 990-PF) and
its instructions is at www.irs.gov/form990.

OMB No. 1545-0047

2013

Name of the organization

CEDAR TREE FOUNDATION

Employer identification number

13-3601934

Organization type (check one):

Filers of:

Section:

Form 990 or 990-EZ

- ☐ 501(c)() (enter number) organization
- ☐ 4947(a)(1) nonexempt charitable trust **not** treated as a private foundation
- ☐ 527 political organization

Form 990-PF

- ☒ 501(c)(3) exempt private foundation
- ☐ 4947(a)(1) nonexempt charitable trust treated as a private foundation
- ☐ 501(c)(3) taxable private foundation

Check if your organization is covered by the **General Rule** or a **Special Rule**.**Note.** Only a section 501(c)(7), (8), or (10) organization can check boxes for both the General Rule and a Special Rule. See instructions.**General Rule**

- ☒ For an organization filing Form 990, 990-EZ, or 990-PF that received, during the year, \$5,000 or more (in money or property) from any one contributor. Complete Parts I and II.

Special Rules

- ☐ For a section 501(c)(3) organization filing Form 990 or 990-EZ that met the 33 1/3% support test of the regulations under sections 509(a)(1) and 170(b)(1)(A)(vi) and received from any one contributor, during the year, a contribution of the greater of (1) \$5,000 or (2) 2% of the amount on (i) Form 990, Part VIII, line 1h, or (ii) Form 990-EZ, line 1. Complete Parts I and II.
- ☐ For a section 501(c)(7), (8), or (10) organization filing Form 990 or 990-EZ that received from any one contributor, during the year, total contributions of more than \$1,000 for use *exclusively* for religious, charitable, scientific, literary, or educational purposes, or the prevention of cruelty to children or animals. Complete Parts I, II, and III.
- ☐ For a section 501(c)(7), (8), or (10) organization filing Form 990 or 990-EZ that received from any one contributor, during the year, contributions for use *exclusively* for religious, charitable, etc., purposes, but these contributions did not total to more than \$1,000. If this box is checked, enter here the total contributions that were received during the year for an *exclusively* religious, charitable, etc., purpose. Do not complete any of the parts unless the **General Rule** applies to this organization because it received *nonexclusively* religious, charitable, etc., contributions of \$5,000 or more during the year. ▶ \$ _____

Caution. An organization that is not covered by the General Rule and/or the Special Rules does not file Schedule B (Form 990, 990-EZ, or 990-PF), but it **must** answer "No" on Part IV, line 2, of its Form 990, or check the box on line H of its Form 990-EZ or on its Form 990-PF, Part I, line 2, to certify that it does not meet the filing requirements of Schedule B (Form 990, 990-EZ, or 990-PF).

LHA For Paperwork Reduction Act Notice, see the Instructions for Form 990, 990-EZ, or 990-PF. Schedule B (Form 990, 990-EZ, or 990-PF) (2013)

Name of organization

Employer identification number

CEDAR TREE FOUNDATION**13-3601934****Part I Contributors** (see instructions) Use duplicate copies of Part I if additional space is needed.

(a) No.	(b) Name, address, and ZIP + 4	(c) Total contributions	(d) Type of contribution
<u>1</u>	<u>SMITH CHARITABLE LEAD ANNUITY TRUST</u> <u>C/O R.M. PENNOYER, ESQ. PBW&T 1133 6TH</u> <u>AVENUE</u> <u>NEW YORK, NY 10036</u>	\$ <u>1,470,054.</u>	Person <input checked="" type="checkbox"/> Payroll <input type="checkbox"/> Noncash <input type="checkbox"/> (Complete Part II for noncash contributions)
		\$	Person <input type="checkbox"/> Payroll <input type="checkbox"/> Noncash <input type="checkbox"/> (Complete Part II for noncash contributions)
		\$	Person <input type="checkbox"/> Payroll <input type="checkbox"/> Noncash <input type="checkbox"/> (Complete Part II for noncash contributions)
		\$	Person <input type="checkbox"/> Payroll <input type="checkbox"/> Noncash <input type="checkbox"/> (Complete Part II for noncash contributions.)
		\$	Person <input type="checkbox"/> Payroll <input type="checkbox"/> Noncash <input type="checkbox"/> (Complete Part II for noncash contributions)
		\$	Person <input type="checkbox"/> Payroll <input type="checkbox"/> Noncash <input type="checkbox"/> (Complete Part II for noncash contributions.)

Name of organization

Employer identification number

CEDAR TREE FOUNDATION**13-3601934****Part II Noncash Property** (see instructions). Use duplicate copies of Part II if additional space is needed

(a) No. from Part I	(b) Description of noncash property given	(c) FMV (or estimate) (see instructions)	(d) Date received
		\$	
		\$	
		\$	
		\$	
		\$	
		\$	
		\$	
		\$	
		\$	
		\$	
		\$	

Name of organization	Employer identification number
CEDAR TREE FOUNDATION	13-3601934

Part III Exclusively religious, charitable, etc., individual contributions to section 501(c)(7), (8), or (10) organizations that total more than \$1,000 for the year. Complete columns (a) through (e) and the following line entry. For organizations completing Part III, enter the total of exclusively religious, charitable, etc., contributions of \$1,000 or less for the year. (Enter this information once) ► \$ _____

Use duplicate copies of Part III if additional space is needed

(a) No. from Part I	(b) Purpose of gift	(c) Use of gift	(d) Description of how gift is held
	(e) Transfer of gift		
	Transferee's name, address, and ZIP + 4		Relationship of transferor to transferee
	(e) Transfer of gift		
	Transferee's name, address, and ZIP + 4		Relationship of transferor to transferee
	(e) Transfer of gift		
	Transferee's name, address, and ZIP + 4		Relationship of transferor to transferee
	(e) Transfer of gift		
	Transferee's name, address, and ZIP + 4		Relationship of transferor to transferee
	(e) Transfer of gift		
	Transferee's name, address, and ZIP + 4		Relationship of transferor to transferee

FORM 990-PF INTEREST ON SAVINGS AND TEMPORARY CASH INVESTMENTS STATEMENT 1

SOURCE	(A) REVENUE PER BOOKS	(B) NET INVESTMENT INCOME	(C) ADJUSTED NET INCOME
INTEREST ON CASH AND SAVINGS	1,727.	1,727.	
TOTAL TO PART I, LINE 3	1,727.	1,727.	

FORM 990-PF DIVIDENDS AND INTEREST FROM SECURITIES STATEMENT 2

SOURCE	GROSS AMOUNT	CAPITAL GAINS DIVIDENDS	(A) REVENUE PER BOOKS	(B) NET INVEST- MENT INCOME	(C) ADJUSTED NET INCOME
DIVIDENDS & INTEREST	1,755,009.	0.	1,755,009.	1,807,955.	
TO PART I, LINE 4	1,755,009.	0.	1,755,009.	1,807,955.	

FORM 990-PF OTHER INCOME STATEMENT 3

DESCRIPTION	(A) REVENUE PER BOOKS	(B) NET INVEST- MENT INCOME	(C) ADJUSTED NET INCOME
ROYALTY INCOME	201,399.	201,399.	
TOTAL TO FORM 990-PF, PART I, LINE 11	201,399.	201,399.	

FORM 990-PF LEGAL FEES STATEMENT 4

DESCRIPTION	(A) EXPENSES PER BOOKS	(B) NET INVEST- MENT INCOME	(C) ADJUSTED NET INCOME	(D) CHARITABLE PURPOSES
LEGAL FEES	20,187.	210.		19,977.
TO FM 990-PF, PG 1, LN 16A	20,187.	210.		19,977.

FORM 990-PF	ACCOUNTING FEES			STATEMENT	5
DESCRIPTION	(A) EXPENSES PER BOOKS	(B) NET INVEST- MENT INCOME	(C) ADJUSTED NET INCOME	(D) CHARITABLE PURPOSES	
ACCOUNTING FEES	51,710.	6,722.		44,988.	
TO FORM 990-PF, PG 1, LN 16B	51,710.	6,722.		44,988.	

FORM 990-PF	OTHER PROFESSIONAL FEES			STATEMENT	6
DESCRIPTION	(A) EXPENSES PER BOOKS	(B) NET INVEST- MENT INCOME	(C) ADJUSTED NET INCOME	(D) CHARITABLE PURPOSES	
INVESTMENT MANAGEMENT FEES - ALL ACCOUNTS	543,194.	543,194.		0.	
TO FORM 990-PF, PG 1, LN 16C	543,194.	543,194.		0.	

FORM 990-PF	TAXES			STATEMENT	7
DESCRIPTION	(A) EXPENSES PER BOOKS	(B) NET INVEST- MENT INCOME	(C) ADJUSTED NET INCOME	(D) CHARITABLE PURPOSES	
FEDERAL TAXES	64,000.	0.		0.	
PAYROLL TAXES	26,363.	4,118.		22,245.	
FOREIGN TAXES	19,926.	19,926.		0.	
STATE TAXES	7,000.	0.		500.	
TO FORM 990-PF, PG 1, LN 18	117,289.	24,044.		22,745.	

FORM 990-PF	OTHER EXPENSES			STATEMENT	8
DESCRIPTION	(A) EXPENSES PER BOOKS	(B) NET INVEST- MENT INCOME	(C) ADJUSTED NET INCOME	(D) CHARITABLE PURPOSES	
CONSULTING	248,529.	225,756.		22,773.	
BOARD EXPENSE	6,855.	891.		5,964.	
INSURANCE	19,349.	2,515.		16,834.	
FELLOW PROGRAM EXPENSE	192,291.	0.		192,291.	
OFFICE EXPENSE	39,022.	8,401.		30,621.	
EQUIPMENT	2,703.	351.		2,352.	
ACCRUAL TO CASH ADJUSTMENT	0.	0.		5,093.	
TO FORM 990-PF, PG 1, LN 23	508,749.	237,914.		275,928.	

FORM 990-PF	CORPORATE STOCK		STATEMENT	9
DESCRIPTION	BOOK VALUE	FAIR MARKET VALUE		
EAGLE CAPITAL MANAGEMENT	13,435,605.	13,435,605.		
TRANSAMERICA	11,689,893.	11,689,893.		
WALDEN CAPITAL	5,263,410.	5,263,410.		
BRANDES	5,478,451.	5,478,451.		
STRESSGEN	546.	546.		
WENTWORTH	6,799,930.	6,799,930.		
GENERATION	11,423,894.	11,423,894.		
GENERATION ASIA	3,141,421.	3,141,421.		
F&C EMERGING MARKETS	3,209,804.	3,209,804.		
RIVERBRIDGE ADVISORS	5,146,591.	5,146,591.		
NEW ALTERNATIVES FUND	2,899,989.	2,899,989.		
TOTAL TO FORM 990-PF, PART II, LINE 10B	68,489,534.	68,489,534.		

FORM 990-PF	OTHER INVESTMENTS		STATEMENT	10
DESCRIPTION	VALUATION METHOD	BOOK VALUE	FAIR MARKET VALUE	
CASH EQUIVALENTS	FMV	132,691.	132,691.	
REAL ESTATE INVESTMENT TRUST	FMV	153,778.	153,778.	
MONEY MARKET FUNDS	FMV	3,802,036.	3,802,036.	
FIXED INCOME - PAX HIGH YIELD	FMV	4,408,905.	4,408,905.	
INV. PARTNERSHIP - CLEANTECH FUND OF FUNDS	FMV	1,780,496.	1,780,496.	

INV. PARTNERSHIP - CLEANTECH DIRECT FUND	FMV	213,815.	213,815.
INV. PARTNERSHIP - TIFF	FMV	54,723.	54,723.
FIXED INCOME - TEMPLETON BOND FUND	FMV	1,515,827.	1,515,827.
FIXED INCOME - CRA FUND	FMV	434,289.	434,289.
FIXED INCOME - RSF SOCIALLY RESPONSIBLE FUND	FMV	505,142.	505,142.
PROGRAM RELATED INVESTMENTS	FMV	500,000.	500,000.
LOW DURATION/HIGH CREDIT PORTFOLIO - BRECKINRIDGE ADVISORS	FMV	14,876,387.	14,876,387.
TOTAL TO FORM 990-PF, PART II, LINE 13		28,378,089.	28,378,089.

FORM 990-PF	DEPRECIATION OF ASSETS NOT HELD FOR INVESTMENT	STATEMENT	11
-------------	--	-----------	----

DESCRIPTION	COST OR OTHER BASIS	ACCUMULATED DEPRECIATION	BOOK VALUE
LEASEHOLD IMPROVEMENTS	7,450.	7,450.	0.
FURNITURE & FIXTURES	28,582.	24,844.	3,738.
COMPUTER EQUIPMENT	71,402.	61,621.	9,781.
TOTAL TO FM 990-PF, PART II, LN 14	107,434.	93,915.	13,519.

FORM 990-PF	OTHER ASSETS	STATEMENT	12
-------------	--------------	-----------	----

DESCRIPTION	BEGINNING OF YR BOOK VALUE	END OF YEAR BOOK VALUE	FAIR MARKET VALUE
SECURITY DEPOSIT	14,495.	14,495.	14,495.
INVESTMENT INCOME RECEIVABLE	0.	67,596.	67,596.
TO FORM 990-PF, PART II, LINE 15	14,495.	82,091.	82,091.

FORM 990-PF

PART VIII - LIST OF OFFICERS, DIRECTORS
TRUSTEES AND FOUNDATION MANAGERS

STATEMENT 13

NAME AND ADDRESS	TITLE AND AVRG HRS/WK	COMPEN- SATION	EMPLOYEE BEN PLAN CONTRIB	EXPENSE ACCOUNT
JOAN M SMITH 100 FRANKLIN STREET, SUITE 704 BOSTON, MA 02110	PRESIDENT 10.00	0.	0.	0.
ANDREA L. SMITH 100 FRANKLIN STREET, SUITE 704 BOSTON, MA 02110	VICE PRESIDENT 10.00	7,000.	0.	0.
KRISTIN LEADER 100 FRANKLIN STREET, SUITE 704 BOSTON, MA 02110	CLERK 10.00	8,000.	0.	0.
RACHEL ALTERNATIVE 100 FRANKLIN STREET, SUITE 704 BOSTON, MA 02110	TREASURER 10.00	10,500.	0.	0.
JENNIFER L. SMITH 100 FRANKLIN STREET, SUITE 704 BOSTON, MA 02110	BOARD MEMBER 10.00	11,500.	0.	0.
JODY LEADER 100 FRANKLIN STREET, SUITE 704 BOSTON, MA 02110	BOARD MEMBER 10.00	8,000.	0.	0.
SOPHIA KOLEHMAINEN 100 FRANKLIN STREET, SUITE 704 BOSTON, MA 02110	EXECUTIVE DIRECTOR 40.00	128,400.	39,214.	0.
TOTALS INCLUDED ON 990-PF, PAGE 6, PART VIII		173,400.	39,214.	0.

Cedar Tree Foundation
Form 990-PF, Part IV, Line 1a
Schedule of Realized Gains/Losses
12/31/2013

EAGLE CAPITAL MANAGEMENT

<i>Date</i>	<i># shares</i>	<i>Security</i>	<i>Sale Proceeds</i>	<i>Cost Basis</i>	<i>Gain/ Loss</i>	
11/19/13	1100	McDonalds	107,733	64,700	43,033	
TOTAL EAGLE			<u>107,733</u>	<u>64,700</u>		43,033

GRANITE INVESTMENT MANAGEMENT

<i>Date</i>	<i># shares</i>	<i>Security</i>	<i>Sale Proceeds</i>	<i>Cost Basis</i>	<i>Gain/ Loss</i>	
1/18/2013	3947	EMC Corp	94,924	110,318	-15,394	
1/25/2013	1443	Borg Warner Auto	111,151	54,981	56,170	
1/25/2013	2488	Check Point Software	122,444	146,051	-23,607	
1/25/2013	685	Visa Inc	109,147	59,597	49,550	
1/25/2013	1248	VF Corp	185,677	181,963	3,714	
2/12/2013	758	Salesforce	130,633	75,169	55,464	
3/8/2013	236	Intuitive Surgical	120,825	74,780	46,046	
3/13/2013	8591	Wells Fargo	315,798	261,047	54,751	
3/21/2013	568	Novo Nordisk	92,615	78,252	14,363	
3/25/2013	5228	Dunkin Brands	191,728	158,654	33,074	
4/10/2013	270	Apple	117,444	51,162	66,282	
4/17/2013	1116	Fedex	104,938	95,380	9,558	
4/17/2013	1517	Schlumberger	107,681	119,535	-11,854	
5/23/2013	4159	Dunkin Brands	169,667	133,444	36,223	
5/23/2013	936	Ecolab	81,625	49,620	32,005	
5/23/2013	1096	Fedex	108,620	92,772	15,849	
5/23/2013	3899	Intuit	228,674	227,679	995	
6/25/2013	3527	McGraw Hill	186,517	192,093	-5,577	
6/25/2013	951	Novo Nordisk	145,092	133,758	11,334	
6/27/2013	1780	QualComm	108,245	73,923	34,322	
7/2/2013	540	Allergan	44,894	50,300	-5,406	
7/3/2013	5021	Modeler	144,042	133,586	10,456	
7/8/2013	796	QualComm	47,735	30,396	17,339	
7/9/2013	2068	Salesforce	78,839	67,510	11,329	
7/17/2013	198	Intuitive Surgical	83,905	96,886	-12,981	
7/24/2013	203	Apple	89,882	38,466	51,415	
7/24/2013	5669	Modeler	174,453	149,054	25,399	
7/25/2013	1012	QualComm	63,978	44,513	19,464	
8/14/2013	1720	QualComm	115,204	99,997	15,207	
9/19/2013	3579	Oracle	120,548	126,530	-5,982	
10/11/2013	3591	Oracle	119,301	119,499	-198	
10/16/2013	8369	EMC Corp	206,395	227,944	-21,548	
10/22/2013	3582	Citrix Systems	203,664	252,007	-48,342	
12/20/2013	535	Facebook	29,281	17,516	11,765	
12/20/2013	23	Google	25,254	11,891	13,363	
12/27/2013	1778	Facebook	101,337	58,212	43,125	
TOTAL GRANITE			<u>4,482,156</u>	<u>3,894,483</u>		587,673

ANCHOR CAPITAL MANAGEMENT

<i>Date</i>	<i># shares</i>	<i>Security</i>	<i>Sale Proceeds</i>	<i>Cost Basis</i>	<i>Gain/ Loss</i>	
1/4/2013	589	SPDR Gold	94,479	79,162	15,318	
1/4/2013	627	SPDR Gold	100,575	62,486	38,089	
3/1/2013	4300	Verifone Systems	81,913	154,798	-72,885	
3/1/2013	5823	Neven	160,133	122,380	37,752	
4/18/2013	875	Analog Devices	37,013	31,141	5,872	
4/18/2013	1237	Analog Devices	52,326	32,681	19,645	
4/18/2013	1020	HJ Heinz	73,746	53,722	20,024	
4/18/2013	3078	HJ Heinz	222,541	150,845	71,695	
6/10/2013	3586	HJ Heinz	259,985	188,871	71,114	
6/17/2013	1279	Hudson City Bankcorp	10,679	14,734	-4,055	
6/17/2013	7784	Hudson City Bankcorp	64,995	85,400	-20,405	
6/17/2013	944	Old Republic Intl	12,150	11,902	248	
6/17/2013	1181	Old Republic Intl	15,200	15,293	-92	
6/17/2013	4331	Old Republic Intl	55,744	55,541	203	
6/17/2013	10769	Saic	146,887	152,010	-5,123	

6/21/2013	95 SPDR Gold	11,895	12,768	-873
6/21/2013	926 SPDR Gold	115,945	128,888	-12,943
7/11/2013	866 Cablevision Systems	16,454	17,120	-667
7/11/2013	1426 Cablevision Systems	27,094	28,191	-1,098
7/11/2013	1680 Cablevision Systems	31,919	33,213	-1,293
7/29/2013	2607 First American Financial	58,266	39,138	19,128
7/29/2013	3908 First American Financial	87,344	64,086	23,258
7/29/2013	1632 Regal Entertainment Group	31,220	22,672	8,548
7/29/2013	2717 Verifone Systems	49,776	52,059	-2,283
9/19/2013	447 Zimmer Holdings	37,354	22,349	15,005
9/19/2013	495 Zimmer Holdings	41,365	40,045	1,320
9/19/2013	1411 Zimmer Holdings	117,911	86,606	31,306
11/27/2013	4284 Annaly Capital Management	43,568	76,679	-33,112
11/27/2013	6478 Annaly Capital Management	65,880	115,292	-49,412
11/27/2013	6999 Annaly Capital Management	71,179	121,912	-50,733
11/27/2013	18318 Alcoa	176,582	154,421	22,162
11/27/2013	7282 American Capital Agency	149,443	217,586	-68,143
11/27/2013	668 Analog Devices	32,265	23,774	8,490
11/27/2013	2162 Analog Devices	104,425	84,605	19,820
11/27/2013	12026 Applied Materials	208,648	186,443	22,204
11/27/2013	1038 Avery Dennison Corp	50,883	43,751	7,132
11/27/2013	1804 Avery Dennison Corp	88,432	75,918	12,514
11/27/2013	2350 Brandywine Realty Trust	31,458	25,709	5,749
11/27/2013	3797 Brandywine Realty Trust	50,828	39,622	11,206
11/27/2013	467 Broadridge Financial Solutions	17,895	9,386	8,509
11/27/2013	2323 Broadridge Financial Solutions	89,016	49,131	39,885
11/27/2013	3564 Broadridge Financial Solutions	136,570	81,615	54,955
11/27/2013	5192 Boston Scientific Corp	60,746	37,693	23,053
11/27/2013	13865 Boston Scientific Corp	162,218	103,658	58,561
11/27/2013	930 Cablevision Systems	15,383	18,386	-3,003
11/27/2013	3809 Cablevision Systems	63,002	65,877	-2,875
11/27/2013	1300 Cinemark Hldgs	42,823	39,130	3,693
11/27/2013	4322 Cinemark Hldgs	142,369	126,959	15,410
11/27/2013	309 Chubb Corp	30,066	17,606	12,459
11/27/2013	2100 Chubb Corp	204,330	128,980	75,351
11/27/2013	1133 Clorox Co	105,720	70,630	35,091
11/27/2013	1297 Clorox Co	121,023	75,219	45,804
11/27/2013	603 Endurance Specialty	34,328	22,039	12,290
11/27/2013	1646 Endurance Specialty	93,706	72,502	21,203
11/27/2013	1885 Endurance Specialty	107,312	92,060	15,251
11/27/2013	97 First American Financial	2,599	1,591	1,008
11/27/2013	8206 First American Financial	219,836	184,501	35,334
11/27/2013	696 Genuine Parts	56,908	33,024	23,884
11/27/2013	1103 Genuine Parts	90,186	59,558	30,628
11/27/2013	1228 Genuine Parts	100,407	45,728	54,679
11/27/2013	1857 ITC Holdings Corp	167,378	144,346	23,032
11/27/2013	546 HCP Inc	20,385	14,124	6,261
11/27/2013	965 HCP Inc	36,028	29,945	6,083
11/27/2013	2284 HCP Inc	85,272	83,431	1,841
11/27/2013	2588 Invesco	90,708	64,677	26,031
11/27/2013	2673 Invesco	93,687	69,230	24,457
11/27/2013	3871 Invesco	135,677	127,626	8,050
11/27/2013	3376 Iscomonetics Corp	141,930	107,887	34,043
11/27/2013	982 Hasbro	52,881	46,193	6,688
11/27/2013	1245 Hasbro	67,043	33,876	33,167
11/27/2013	1804 Hasbro	97,146	85,535	11,611
11/27/2013	546 Health Care REIT	30,980	27,199	3,780
11/27/2013	2444 Health Care REIT	138,672	130,350	8,321
11/27/2013	10942 Janus Capital Group	117,734	101,685	16,049
11/27/2013	3747 Kohls	209,829	172,937	36,891
11/27/2013	2676 Leidos Holdings	129,784	103,755	26,029
11/27/2013	1985 M&I Bank	230,236	151,252	78,985
11/27/2013	656 McKesson Corp	108,483	42,759	65,724
11/27/2013	1342 McKesson Corp	221,928	106,742	115,186
11/27/2013	2500 Mattel	115,826	63,175	52,651
11/27/2013	3582 Mattel	165,955	90,516	75,439
11/27/2013	2243 Nisource	71,126	30,593	40,533
11/27/2013	2474 Nisource	78,451	42,107	36,343
11/27/2013	3602 Nisource	114,219	69,768	44,452
11/27/2013	1220 New York Community Bankcorp	20,008	21,115	-1,107
11/27/2013	10914 New York Community Bankcorp	178,987	172,165	6,821
11/27/2013	605 National Fuel and Gas	41,079	32,216	8,863
11/27/2013	1357 National Fuel and Gas	92,140	72,260	19,880
11/27/2013	1387 National Fuel and Gas	94,177	80,154	14,023
11/27/2013	2052 Quest Diagnostics	126,258	128,402	-2,144
11/27/2013	717 Old Republic Intl	12,318	8,558	3,760

11/27/2013	4133 Old Republic Intl	71,006	45,592	25,413
11/27/2013	8540 Old Republic Intl	146,718	116,871	29,847
11/27/2013	540 Omnicom	38,641	24,230	14,411
11/27/2013	779 Omnicom	55,743	38,257	17,487
11/27/2013	2211 Omnicom	158,214	86,607	71,606
11/27/2013	7459 Regal Entertainment Group	144,643	103,620	41,023
11/27/2013	445 St. Jude Medical	26,273	17,043	9,230
11/27/2013	1649 St. Jude Medical	97,357	64,212	33,145
11/27/2013	1942 St. Jude Medical	114,656	101,272	13,383
11/27/2013	1529 Science Applications	57,240	47,333	9,907
11/27/2013	5153 Sonoco Products	207,216	151,124	56,092
11/27/2013	10130 Staples Inc	156,709	141,485	15,224
11/27/2013	6469 Suntrust Banks	236,076	123,985	112,091
11/27/2013	4309 Sun Communities	177,341	154,804	22,536
11/27/2013	5256 Sysco Corp	177,916	164,497	13,419
11/27/2013	9203 Teco Energy	157,097	162,985	-5,888
11/27/2013	1377 Telephone & Data Systems	38,295	40,386	-2,092
11/27/2013	2397 Telephone & Data Systems	66,661	73,077	-6,416
11/27/2013	780 Ultra Petroleum	15,740	36,861	-21,121
11/27/2013	924 Ultra Petroleum	18,646	45,958	-27,312
11/27/2013	971 Ultra Petroleum	19,595	20,017	-423
11/27/2013	1209 Ultra Petroleum	24,397	60,442	-36,045
11/27/2013	2699 Verifone Systems	69,390	51,714	17,676
11/27/2013	2335 Zimmer Holdings	211,600	188,899	22,701
11/27/2013	1686 Xerox Corp	19,035	14,102	4,933
11/27/2013	3946 Xerox Corp	44,550	38,986	5,563
11/27/2013	4110 Xerox Corp	46,401	47,264	-863
11/27/2013	8713 Xerox Corp	98,368	94,885	3,483
TOTAL ANCHOR		10,966,783	8,970,174	1,996,608

WALDEN ASSET MANAGEMENT

<i>Date</i>	<i># shares</i>	<i>Security</i>	<i>Sale Proceeds</i>	<i>Cost Basis</i>	<i>Gain/ Loss</i>
1/2/2013	50	Lifeway Foods	437	526	-88
1/8/2013	50	Neogen	2,342	2,055	287
1/9/2013	75	Signature Bank	5,506	2,367	3,139
1/9/2013	100	Middleby	13,196	4,706	8,491
1/9/2013	125	Neogen	5,882	5,226	656
1/9/2013	25	Signature Bank	1,835	789	1,046
1/10/2013	50	Neogen	2,343	2,093	250
1/15/2013	25	Genesee & Wyoming	2,045	810	1,236
1/15/2013	160	Lifeway Foods	1,451	1,632	-181
1/16/2013	125	Genesee & Wyoming	10,154	4,048	6,107
1/25/2013	100	Genesee & Wyoming	8,532	3,238	5,294
1/28/2013	175	Genesee & Wyoming	14,851	5,667	9,184
1/29/2013	300	Genesee & Wyoming	25,521	12,515	13,006
1/29/2013	75	Signature Bank	5,577	2,367	3,210
1/30/2013	90	Genesee & Wyoming	7,574	5,253	2,321
1/30/2013	50	Signature Bank	3,706	1,578	2,128
1/31/2013	150	Signature Bank	11,097	4,733	6,363
2/6/2013	225	Commvault Systems	16,893	5,610	11,283
2/6/2013	100	IPG Photonics	6,744	4,491	2,253
2/6/2013	150	J2 Global	4,693	3,236	1,457
2/7/2013	100	Commvault Systems	7,413	2,874	4,539
2/7/2013	50	J2 Global	1,559	1,079	481
2/7/2013	125	Signature Bank	9,366	3,945	5,421
2/8/2013	75	J2 Global	2,347	1,618	729
2/8/2013	25	Signature Bank	1,877	789	1,088
2/11/2013	150	Team Inc	6,612	2,464	4,148
2/12/2013	75	IPG Photonics	5,065	3,268	1,797
2/12/2013	75	Team Inc	3,391	1,232	2,158
2/13/2013	125	IPG Photonics	8,430	5,446	2,984
2/14/2013	150	IPG Photonics	10,184	6,496	3,688
2/15/2013	200	Commvault Systems	15,304	6,485	8,820
2/19/2013	225	Commvault Systems	17,138	8,600	8,538
2/19/2013	50	John Wiley & Sons	1,984	1,847	137
2/20/2013	50	John Wiley & Sons	1,980	1,847	133
2/21/2013	100	John Wiley & Sons	3,807	3,694	113
2/22/2013	75	John Wiley & Sons	2,859	2,770	88
2/25/2013	25	John Wiley & Sons	946	923	23
2/26/2013	25	Team Inc	1,089	411	678
2/26/2013	25	John Wiley & Sons	940	923	16
2/27/2013	150	Team Inc	6,530	3,311	3,219
2/27/2013	75	John Wiley & Sons	2,797	2,770	27
2/28/2013	50	Team Inc	2,193	1,187	1,006
2/28/2013	175	John Wiley & Sons	6,444	6,464	-20
3/4/2013	200	John Wiley & Sons	7,204	9,194	-1,991
3/6/2013	75	John Wiley & Sons	2,749	3,889	-1,139
3/12/2013	475	Dime Community	6,731	5,407	1,323

3/12/2013	225 Independent Bank	7,120	4,680	2,440
3/15/2013	300 East West Bankcorp	7,621	5,023	2,598
3/18/2013	275 East West Bankcorp	6,917	4,605	2,312
3/19/2013	200 East West Bankcorp	5,019	3,349	1,671
3/19/2013	150 J2 Global	5,487	3,236	2,251
3/20/2013	350 East West Bankcorp	8,843	6,510	2,333
3/20/2013	900 J2 Global	32,885	21,979	10,905
4/1/2013	650 Umpqua Hldgs	8,354	6,552	1,802
4/2/2013	125 Landsay Corp	10,279	4,396	5,884
4/2/2013	50 Sodastream	2,539	2,061	478
4/2/2013	250 Umpqua Hldgs	3,172	2,520	652
4/3/2013	25 Landsay Corp	2,077	879	1,198
4/3/2013	250 Umpqua Hldgs	3,111	2,520	591
4/4/2013	350 Sodastream	17,288	14,425	2,863
4/4/2013	25 Sodastream	1,207	822	386
4/4/2013	300 Umpqua Hldgs	3,712	3,024	688
4/5/2013	200 Umpqua Hldgs	2,486	2,016	470
4/8/2013	480 Lufkin Industries	42,231	40,307	1,924
4/9/2013	100 East West Bankcorp	2,537	1,876	661
4/11/2013	250 East West Bankcorp	6,363	4,690	1,673
4/11/2013	100 East West Bankcorp	2,533	1,876	657
4/23/2013	600 Apogee Enterprises	15,003	8,548	6,455
4/23/2013	175 Clarcor	8,613	5,369	3,243
4/30/2013	125 Fresh Market	5,091	5,090	1
5/8/2013	1075 Biomed Realty	24,198	20,801	3,397
5/8/2013	325 Financial Engines	12,662	8,564	4,098
5/8/2013	125 Platorics	5,665	3,187	2,478
5/9/2013	150 Financial Engines	5,964	3,953	2,011
5/14/2013	125 Financial Engines	5,322	3,294	2,028
5/14/2013	250 Lufkin Industries	22,087	21,120	967
5/14/2013	50 Platorics	2,291	1,275	1,016
5/15/2013	175 Financial Engines	7,391	3,976	3,415
5/15/2013	200 Platorics	9,081	5,100	3,982
5/16/2013	75 Financial Engines	3,142	1,225	1,916
5/17/2013	125 Lufkin Industries	11,036	9,736	1,301
5/20/2013	150 Lufkin Industries	13,245	11,652	1,594
5/21/2013	250 Lufkin Industries	22,053	14,062	7,991
5/22/2013	25 Lufkin Industries	2,206	1,288	917
5/23/2013	220 Lufkin Industries	19,410	11,337	8,074
6/5/2013	25 Landauer	1,290	1,381	-91
6/5/2013	25 Signature Bank	1,901	789	1,112
6/6/2013	25 Landauer	1,275	1,381	-106
6/6/2013	250 Signature Bank	19,092	9,270	9,822
6/10/2013	175 Kraton Performance Polymers	3,521	3,829	-308
6/11/2013	150 Kraton Performance Polymers	2,978	3,282	-304
6/13/2013	100 Kraton Performance Polymers	1,939	2,257	-318
6/14/2013	150 Bottomline Technologies	3,946	3,180	766
6/17/2013	50 Bottomline Technologies	1,315	1,101	214
6/17/2013	100 Kraton Performance Polymers	1,913	2,280	-366
6/17/2013	50 Quaker Chemical Corp	3,239	1,160	2,079
6/18/2013	475 Bottomline Technologies	12,426	10,569	1,857
6/18/2013	400 East West Bankcorp	10,600	6,947	3,653
6/18/2013	175 Kraton Performance Polymers	3,364	3,989	-625
6/18/2013	100 Quaker Chemical Corp	6,479	2,320	4,159
6/18/2013	75 SVB Financial Group	5,704	3,671	2,032
6/19/2013	200 Bottomline Technologies	5,251	4,502	750
6/19/2013	75 East West Bankcorp	1,979	1,296	683
6/19/2013	25 Kraton Performance Polymers	491	570	-79
6/19/2013	50 Micro Strategy	4,426	5,896	-1,471
6/19/2013	100 SVB Financial Group	7,532	4,986	2,545
6/19/2013	75 West Pharmaceutical	5,104	2,902	2,202
6/20/2013	150 Bottomline Technologies	3,897	3,649	249
6/21/2013	50 Bottomline Technologies	1,280	1,220	60
6/21/2013	25 Micro Strategy	2,124	2,948	-824
6/21/2013	225 West Pharmaceutical	15,001	8,707	6,294
6/24/2013	25 Landauer	1,225	1,381	-156
6/24/2013	100 Micro Strategy	8,474	11,674	-3,199
6/25/2013	150 Bottomline Technologies	3,721	3,570	151
6/25/2013	25 Micro Strategy	2,112	2,829	-717
6/26/2013	250 Bottomline Technologies	6,243	5,864	379
6/26/2013	50 Micro Strategy	4,224	6,362	-2,138
6/27/2013	50 Landauer	2,450	2,761	-312
6/27/2013	60 Micro Strategy	5,094	7,841	-2,747
7/2/2013	250 Financial Engines	11,727	4,869	6,858
7/2/2013	750 Quality Systems	14,352	23,808	-9,456
7/2/2013	175 Signature Bank	14,891	8,866	6,025
7/5/2013	75 Financial Engines	3,511	1,622	1,889
7/5/2013	475 Quality Systems	8,977	17,355	-8,377
7/5/2013	125 Signature Bank	10,502	6,975	3,527
7/5/2013	350 Quality Systems	6,701	10,540	-3,839
7/8/2013	25 Landauer	1,225	1,381	-155
7/8/2013	275 Quality Systems	5,274	7,351	-2,077
7/9/2013	50 Landauer	2,448	2,761	-314
7/9/2013	350 Quality Systems	6,743	9,244	-2,500

7/10/2013	25 Landauer	1,225	1,381	-156
7/11/2013	25 Landauer	1,225	1,489	-263
7/12/2013	400 SVB Financial Group	34,800	21,984	12,816
7/15/2013	25 Landauer	1,222	1,482	-259
7/16/2013	125 Wolverine World Wide	7,268	4,803	2,465
7/17/2013	125 Wolverine World Wide	7,233	4,807	2,426
7/18/2013	50 Wolverine World Wide	2,895	1,923	973
7/22/2013	50 Landauer	2,397	2,964	-566
7/25/2013	50 Landauer	2,389	2,882	-494
7/29/2013	850 East West Bankcorp	25,914	16,412	9,501
7/29/2013	50 Landauer	2,393	2,805	-411
7/29/2013	825 Select Comfort Corp	18,567	12,805	5,762
7/30/2013	75 Hain Celestial Group	5,574	1,402	4,172
7/30/2013	75 SVB Financial Group	6,582	4,427	2,155
7/31/2013	125 Hain Celestial Group	9,195	2,336	6,859
7/31/2013	250 SVB Financial Group	22,000	16,393	5,607
8/1/2013	100 Hain Celestial Group	7,314	3,162	4,152
8/1/2013	175 SVB Financial Group	15,547	11,731	3,816
8/2/2013	150 SVB Financial Group	13,304	9,019	4,285
8/5/2013	150 SVB Financial Group	13,274	9,535	3,739
8/6/2013	425 Apogee Enterprises	11,547	5,994	5,553
8/6/2013	25 Middleby	4,637	1,176	3,460
8/7/2013	50 Middleby	8,893	2,353	6,541
8/8/2013	25 Middleby	4,452	1,176	3,276
8/14/2013	25 Middleby	5,046	1,176	3,870
8/15/2013	75 Middleby	14,495	3,529	10,966
8/16/2013	75 Middleby	14,252	4,325	9,927
8/19/2013	75 United Natural Foods	4,552	1,890	2,662
8/20/2013	25 Simpson Manufacturing	795	633	161
8/21/2013	75 United Natural Foods	4,506	1,890	2,617
8/21/2013	175 Simpson Manufacturing	5,514	4,433	1,080
8/22/2013	25 Simpson Manufacturing	792	633	158
8/26/2013	25 American Science & Engineering	1,483	1,795	-312
8/26/2013	25 Chart Industries	3,011	1,650	1,361
9/11/2013	25 American Science & Engineering	1,426	1,795	-370
9/11/2013	75 DSW	6,364	5,031	1,333
9/11/2013	100 Middleby	21,063	6,122	14,941
9/11/2013	500 Umpqua Hldgs	8,498	6,204	2,295
9/12/2013	50 DSW	4,214	3,354	861
9/12/2013	50 Umpqua Hldgs	821	577	244
9/13/2013	125 DSW	10,373	8,385	1,988
9/18/2013	25 American Science & Engineering	1,449	1,795	-346
9/18/2013	50 American Science & Engineering	2,894	3,591	-697
9/20/2013	100 American Science & Engineering	5,699	8,360	-2,662
9/20/2013	25 Middleby	5,318	2,150	3,168
9/23/2013	100 Middleby	20,972	10,184	10,787
9/25/2013	50 Marketaxess Holdings	3,039	1,152	1,888
9/26/2013	50 Marketaxess Holdings	3,028	1,152	1,876
10/9/2013	205 Annaly Capital Management	2,360	3,648	-1,289
10/31/2013	2552 Alcoa	23,838	21,513	2,324
10/1/2013	75 Power Integrations	4,063	2,413	1,650
10/2/2013	100 Power Integrations	5,389	3,217	2,172
10/3/2013	100 Power Integrations	5,346	3,217	2,129
10/7/2013	100 Power Integrations	5,433	3,217	2,216
10/10/2013	125 Chart Industries	14,514	8,345	6,168
10/10/2013	175 Cantel Medical Corp	5,516	1,569	3,947
10/10/2013	150 Financial Engines	7,850	3,276	4,574
10/10/2013	700 Mens Wearhouse	31,577	19,191	12,386
10/10/2013	125 Cantel Medical Corp	3,976	1,121	2,855
10/10/2013	175 Financial Engines	9,258	3,735	5,523
10/11/2013	250 Cantel Medical Corp	7,969	2,241	5,728
10/11/2013	175 Financial Engines	9,250	3,678	5,572
10/24/2013	150 Artisan Partners	8,598	6,985	1,613
10/24/2013	50 Techne Corp	4,426	3,463	963
10/25/2013	175 Artisan Partners	10,014	8,370	1,644
10/25/2013	50 Techne Corp	4,424	3,486	938
10/28/2013	75 Techne Corp	6,571	5,282	1,290
10/29/2013	300 Texas Capital Bancshares	15,872	7,531	8,341
10/29/2013	100 Techne Corp	8,851	7,055	1,797
10/30/2013	75 Techne Corp	6,602	5,268	1,333
11/7/2013	275 City National Corp	20,024	14,656	5,368
11/7/2013	1425 Polycor	15,342	16,395	-1,053
11/7/2013	475 RPC	8,437	5,240	3,197
11/8/2013	700 RPC	12,453	7,722	4,732
11/12/2013	25 Neogen	1,171	698	472
11/13/2013	25 Neogen	1,168	698	470
11/15/2013	75 Neogen	3,511	2,094	1,417
11/19/2013	150 Select Comfort Corp	2,989	2,258	732
11/19/2013	325 Select Comfort Corp	6,451	4,852	1,599
11/20/2013	325 Select Comfort Corp	6,481	4,808	1,673
11/22/2013	775 Select Comfort Corp	15,649	20,018	-4,368
11/26/2013	800 Mens Wearhouse	40,776	26,008	14,768
12/4/2013	250 Fresh Market	9,832	10,303	-471
12/4/2013	75 Weight Watchers	2,440	3,760	-1,320

12/4/2013	50 Cantel Medical Corp	1,785	448	1,336
12/4/2013	300 Fresh Market	11,843	12,150	-307
12/4/2013	675 Weight Watchers	21,833	34,719	-12,886
12/5/2013	125 Cantel Medical Corp	4,482	1,134	3,347
12/9/2013	75 Cantel Medical Corp	2,692	681	2,011
12/10/2013	100 Cantel Medical Corp	3,584	909	2,675
12/10/2013	100 Cantel Medical Corp	3,574	910	2,664
12/16/2013	100 Blackbaud Inc	3,420	2,239	1,181
12/16/2013	825 Corporate Office Properties	18,159	27,607	-9,449
12/16/2013	50 Marketaccess Holdings	3,240	1,148	2,093
12/16/2013	325 NIC Inc	7,360	3,039	4,321
12/16/2013	125 Blackbaud Inc	4,278	2,799	1,480
12/16/2013	50 Marketaccess Holdings	3,237	1,143	2,093
12/16/2013	175 NIC Inc	3,968	1,642	2,325
12/17/2013	25 Marketaccess Holdings	1,599	572	1,027
12/18/2013	75 Marketaccess Holdings	4,789	1,740	3,049
12/20/2013	300 Mynad Genetics	7,189	7,376	-187
12/23/2013	400 Mynad Genetics	9,570	9,968	-398
12/26/2013	50 IPG Photonics	3,910	2,100	1,809
12/27/2013	125 NIC Inc	2,989	1,173	1,816
12/27/2013	100 Simpson Manufacturing	3,725	2,533	1,192
12/27/2013	50 Wex Inc	4,968	2,589	2,379
TOTAL WALDEN		1,771,589	1,262,129	509,460

BRANDES GLOBAL ADVISORS

Date	# shares	Security	Sale Proceeds	Cost Basis	Gain/ Loss
1/18/2013	1080 Barclays		20,341	11,804	8,537
1/18/2013	580 StMicroelectronics		4,757	6,374	-1,617
1/22/2013	2810 Carrefour		15,634	24,981	-9,347
1/23/2013	180 ENI S P A		9,310	8,514	797
1/24/2013	2520 StMicroelectronics		20,587	20,307	280
2/4/2013	1290 Sony Corporation		20,307	35,184	-14,876
2/15/2013	1270 Akzo Nobel		29,448	19,999	9,449
3/5/2013	1200 SK Telecom		21,836	16,272	5,564
3/8/2013	1090 Dai Nippon Printing		10,075	9,647	429
3/11/2013	360 Takeda Pharma		9,586	8,682	903
4/2/2013	80 Swiss RE Ltd		6,641	2,972	3,669
4/15/2013	90 Sanofi		4,744	2,653	2,091
4/22/2013	140 Toyota Motor		15,669	10,917	4,752
5/9/2013	100 Toyota Motor		11,814	7,823	3,991
5/17/2013	420 Hondo Motor		17,118	12,544	4,574
5/20/2013	70 Toyota Motor		8,961	5,476	3,485
5/24/2013	570 Marks & Spencer		8,190	6,424	1,766
5/31/2013	390 Seagate Technology		17,012	11,730	5,282
6/7/2013	480 Koninklijke Ahold		7,397	5,794	1,603
6/7/2013	280 Nippon Telegraph		7,063	6,419	644
7/11/2013	200 IE Connectivity		9,341	5,554	3,787
7/19/2013	370 Seagate Technology		17,553	12,460	5,093
7/24/2013	0 979 Aegon		8	8	0
7/24/2013	0 481 Carrefour		3	4	-1
8/1/2013	2020 Kingfisher		24,620	16,806	7,814
8/14/2013	940 Aegon NV		7,303	7,264	39
8/23/2013	2400 Eletronics International		21,586	15,742	5,845
9/12/2013	2790 Petroleo Brasileiro		43,970	55,217	-11,247
9/27/2013	340 Deutsche Telekom		4,949	4,617	332
10/1/2013	230 Wolters Kluwer		5,969	4,197	1,772
10/3/2013	4180 Seiko Epson Corp		36,232	28,257	7,976
10/8/2013	0 401 Aegon		3	3	0
11/5/2013	0 921 HSBC Holdings		52	38	14
11/5/2013	3620 Seiko Epson Corp		38,433	17,301	21,132
11/6/2013	320 IE Connectivity		16,761	8,886	7,874
11/6/2013	320 TIM Participacoes		8,010	7,694	316
11/7/2013	490 Wolters Kluwer		13,211	8,862	4,349
11/15/2013	790 Aegon NV		6,708	5,569	1,139
11/15/2013	4430 Sumitomo Mitsui Finl		44,611	29,785	14,826
11/18/2013	1790 Carrefour		13,144	15,913	-2,769
11/25/2013	860 Aegon NV		7,584	6,063	1,522
11/26/2013	410 TDK Corp American Dep		18,851	17,995	856
12/2/2013	300 Fujifilm holdings		8,136	8,136	0
12/10/2013	1136 Wolters Kluwer		31,776	19,527	12,248
12/19/2013	770 Aegon NV		6,890	5,428	1,461
TOTAL BRANDES			652,193	535,843	116,350

WENTWORTH

<i>Date</i>	<i># shares</i>	<i>Security</i>	<i>Sale Proceeds</i>	<i>Cost Basis</i>	<i>Gain/ Loss</i>
7/16/2013	7455	Nabors Industries Ltd	110,559	149,007	-38,448
12/2/2013	3450	ABB Ltd	68,229	57,691	10,537
12/2/2013	2700	Air Products & Chemicals	97,452	74,151	23,301
12/2/2013	900	Agrium	13,704	7,147	6,556
12/2/2013	150	BASF SE	114,937	64,124	50,813
12/2/2013	1075	Core Laboratories	196,625	52,554	144,072
12/2/2013	1050	AXA	89,974	83,567	6,408
12/2/2013	925	Cameron Intl	51,253	33,567	17,687
12/2/2013	2400	Canadian Pacific Railway	376,278	108,766	267,512
12/2/2013	5100	Danone	74,000	62,697	11,302
12/2/2013	2125	Ensign Energy	32,244	30,062	2,182
12/2/2013	1000	EnSCO	59,569	59,545	24
12/2/2013	1775	Eaton Corporation	128,067	92,132	35,935
12/2/2013	1800	Foster Wheeler	56,754	59,036	-2,282
12/2/2013	1600	Manulife Financial	31,056	32,415	-1,358
12/2/2013	2400	Novartis	190,271	118,963	71,308
12/2/2013	2075	Nabors Industries Ltd	34,571	41,474	-6,903
12/2/2013	2200	Noble Corp	84,415	77,369	7,045
12/2/2013	1175	Partnerre	120,331	91,500	28,831
12/2/2013	775	Praxair	96,838	64,526	32,312
12/2/2013	3825	Suncor Energy	133,340	114,385	18,955
12/2/2013	2125	Tenaris	93,735	72,311	21,424
12/2/2013	875	Unilever	34,081	24,928	9,152
12/2/2013	4150	Weatherford Intl	64,778	82,004	-17,226
TOTAL WENTWORTH			2,353,061	1,653,922	699,139

BRECKINRIDGE

<i>Date</i>	<i>quantity</i>	<i>Security</i>	<i>Sale Proceeds</i>	<i>Cost Basis</i>	<i>Gain/ Loss</i>
11/7/2013	500,000	US TNote 7/14	501,720	501,662	58
11/15/2013	400,000	US TNote 7/16	401,688	399,048	2,640
12/6/2013	300,000	US TNote 6/15	300,657	300,140	517
12/9/2012	500,000	US TNote 7/14	501,525	501,450	75
TOTAL BRECKINRIDGE			1,705,590	1,702,300	3,290

MUTUAL FUNDS - Reporting Realized Gains/Losses

<i>Date</i>	<i>Name</i>	<i>Description</i>	<i>Gain/ Loss</i>
12/31/2013	Templeton	Long Term Capital Gain	359
12/31/2013	CRA	Long Term Capital Gain	950.39
TOTAL MUTUAL FUNDS			1,309

MUTUAL FUNDS - Sale of Shares

<i>Date</i>	<i># shares</i>	<i>Security</i>	<i>Sale Proceeds</i>	<i>Cost Basis</i>	<i>Gain/ Loss</i>
1/4/2013	225,022	Community Reinvest Fund	2,500,000	2,527,019	-27,019
2/25/2013	3,276	Pimco Real Return	40,000	37,208	2,792
2/22/2013	45,126	Community Reinvest Fund	500,000	507,671	-7,671
5/2/2013	40,551	Pimco Real Return	500,000	460,573	39,427
8/19/2013	939,530	Pimco Real Return	10,334,833	10,302,211	32,622
8/19/2013	1,015,577	Pimco Total Return	10,785,427	11,131,097	-345,670
Total Trust / Other Assets Sold			24,660,259	24,965,779	-305,520

TOTAL ALL REALIZED GAINS/LOSS

<i>Total Proceeds</i>	<i>Total Cost</i>	<i>To 990-PF, Part IV, Line 1a</i>
46,699,364	43,049,331	3,650,032

CEDAR TREE FOUNDATION
FORM 990-PF, PART XV A SUPPLEMENTARY INFORMATION
12/31/2013

Grantee	Address	Tax Status	Purpose of Contribution	Paid in 2013
Alaska Community Action on Toxics	505 West Northern Lights Suite 205 Anchorage, AK 99503	PC	General support	\$100,000.00
All Souls Church	1500 Harvard Street NW Washington, DC 20009 2181 Washington St Suite 301	PC	Project Support of Multiracial Multicultural Community Building	\$31,200.00
Alternatives for Community and Environment Inc	Roxbury, MA 02119 601 Edgewood St Suite 15	PC	project support for Roxbury Environmental Empowerment Project (REEP)	\$30,000.00
Beacon House Community Ministry	Washington, DC 20017 701 E Street SE	PC	general support	\$5,000.00
Beyond Pesticides	Washington, DC 20003 43 Thorndike St	PC	project support for protecting organic standards	\$60,000.00
Boston Early Music Festival	Cambridge, MA 02141 2201 Broadway Suite 302	PC	general support	\$25,000.00
Center for Environmental Health	Oakland, CA 94612 110 Maryland Avenue Suite 209	PC	general support	\$150,000.00
Center for Rural Affairs for the National Sustainable Agriculture Coalition	Washington, DC 20002 110 Maryland Avenue Suite 209	PC	Project support for the expansion of the National Sustainable Agriculture Coalition's communications and media work	\$100,000.00
Center for Rural Affairs for the National Sustainable Agriculture Coalition	Washington, DC 20002 PO Box 292	PC	project support for general support of the National Sustainable Agriculture Coalition	\$50,000.00
Center for Rural Affairs for the National Young Farmers Coalition	Twinsburg, NY 12583 PO Box 292	PC	project support for National Young Farmers Coalition's Improving Farmland Access initiative	\$95,000.00
Center for Rural Affairs for the National Young Farmers Coalition	Twinsburg, NY 12583 110 Maryland Avenue Suite 505	PC	project support of National Young Farmers Coalition's proposal for organizational development consulting	\$24,000.00
Children's Environmental Health Network	Washington, DC 20002 28 Vernon Street Suite 434	PC	project support for the Eco Healthy Childcare Program	\$80,000.00
Coming Clean Inc	Brattleboro, VT 05301 PO Box 26030	PC	General Support for Coming Clean Inc	\$125,000.00
Common Good City Farm	Washington, DC 20001 P.O. Box 360	PC	project Support for the Summer Youth Program	\$50,000.00
Community Environmental Legal Defense Fund	Mercersburg, PA 17236 155 Merrimack St	PC	project support for Project on Shale Gas Drilling and Fracking	\$60,000.00
Community Teamwork, Inc. for the New Entry Sustainable Farming Project	Lowell, MA 01850 PO Box 1258	PC	project support for New Entry Sustainable Farming Project's National Incubator Farm Training Initiative	\$90,000.00
Concord Conservatory of Music	Concord, MA 01742 PO Box 202	PC	General Support	\$10,000.00
Concord Educational Fund Inc	Concord, MA 01742 PO Box 202	PC	project support for green/environmental projects	\$4,000.00
Concord Educational Fund Inc	Concord, MA 01742 PO Box 141	PC	general support	\$3,500.00
Concord Land Conservation Trust	Concord, MA 01742 25 Arlington St	PC	general support	\$15,000.00
Conservatory Lab Charter School Foundation Inc	Brighton, MA 02135 76 Everett Skinner Road	PC	general support	\$14,000.00
Crystal Spring Center for Ecology, Spirituality & Earth Education	Plainville, MA 02762 925 Canal St	PC	project support for the Religious Lands Conservancy Project	\$10,000.00
Delaware Riverkeeper Network	Bristol, PA 19007 1771 Alcatraz Ave	PC	project support for work against shale gas development	\$100,000.00
Earth Island Institute for Kids for the Bay	Berkeley, CA 94703 76 East Forest Ave	PC	general support	\$40,000.00
Eastern Market Corp. for Keep Growing Detroit	Detroit, MI 48201 1875 Connecticut Ave. NW	PC	project support for Keep Growing Detroit	\$80,000.00
Environmental Defense Fund Incorporated	Washington, DC 20009 P.O. Box 907	PC	project support for WalMart Partnership	\$150,000.00
Environmental Leadership Program (ELP)	Greenbelt, MD 20768 1436 U St. NW Suite 100	PC	general support	\$20,000.00
Environmental Working Group	Washington, DC 20009 281 Park Avenue S	PC	project support for the development of mobile app technologies	\$125,000.00
FoodCorps Inc	New York, NY 10010 3501 New York Ave., NE	PC	general support	\$75,000.00
Friends of the National Arboretum, Inc. for Washington Youth Garden	Washington, DC 20002 P.O. Box 374	PC	Project Support for the Washington Youth Garden's Green Teen Leaders program	\$14,000.00
Gaining Ground Inc	Concord, MA 01742 2 Blackburn Center	PC	general support	\$7,500.00
Gloucester Fishermen's Wives Association Development Program, Inc	Gloucester, MA 01930 2503 East Fifth St	PC	project support for Cape Ann Fresh Catch	\$30,000.00
Greenagrow Philadelphia Project	Philadelphia, PA 19125 175 N. Franklin St Suite 300	PC	general support	\$8,000.00
Healthy Schools Campaign	Chicago, IL 60606 P.O. Box 11	PC	general support	\$50,000.00
Land For Good Inc	Belchertown, MA 01007 821 East 35th St Suite 200	PC	general support	\$50,000.00
Land Stewardship Project (LSP)	Minneapolis, MN 55407 P.O. Box 1310	PC	project support for Beginning Farmer training and policy initiatives	\$80,000.00
Martha's Vineyard Museum Inc	Edgartown, MA 02539 P.O. Box 5277	PC	general support	\$2,000.00
Martha's Vineyard Preservation Trust	Edgartown, MA 02539 2141 North Howard St	PC	general support	\$1,000.00
Norma Square Neighborhood Project	Philadelphia, PA 19122 2231 N. High Street	PC	project support for the Marianna H. and P. Tennyson Williams Endowment Fund	\$8,000.00
Ohio State University Foundation	Columbus, OH 43201 61 S. Sandusky St	PC	project support of the Richard Smith Civil War Lecture Series	\$5,000.00
Ohio Wesleyan University	Delaware, OH 43015 1611 Telegraph Ave Suite 1212	PC	project support for Californians for Pesticide Reform's Safe Strawberry/Fungicide Free Farming Campaign	\$130,000.00
Pesticide Action Network North America Regional Center for Californians for Pesticide Reform	Oakland, CA 94612 P.O. Box 561 809 State Road	PC	project support grant for Polly Hill Arboretum's Endowment	\$10,000,000.00
Polly Hill Arboretum Inc	West Tibbury, MA 02575 P.O. Box 561 809 State Road	PC	general support	\$50,000.00
Polly Hill Arboretum Inc	West Tibbury, MA 02575 6000 Fifth St Suite 100	PC	project support for the Sustainable Livestock Program	\$91,000.00
Practical Farmers of Iowa	Ames, IA 50010	PC		

ProPublica Inc	One Exchange Plaza, 55 Broadway New York, NY 10006	PC	Project Support for the ProPublica Inc Environmental Trust	\$50,000.00
Red Tomato	1033 Turnpike St. Canton, MA 02021	PC	general support for Red Tomato	\$50,000.00
Rural Advancement Foundation International - USA	P.O. Box 640 Pittsboro, NC 27312	PC	project support for Increasing Beginning Farmer Risk Management and Credit Opportunities	\$100,000.00
Saturday Environmental Academy Inc	419 4th Street NE Washington, DC 20002	PC	general support	\$25,000.00
Seventh Generation Fund for Indigenous Peoples Inc	P.O. Box 4569 Arcata, CA 95578	PC	project support for the Rights of Mother Earth Initiative	\$50,000.00
Seventh Principle Project of the UUA	1034 SW 13th Ave Portland, OR 97205	PC	project support for the Unitarian Universalist Ministry for Earth	\$20,000.00
Sheriff's Meadow Foundation	57 David Ave Vineyard Haven, MA 02568	PC	general support	\$3,000.00
Society for Conservation Biology (SCB)	1017 O Street NW Washington, DC 20001	PC	project support for the Smith Fellows program	\$1,014,881.00
Solar Youth Inc	53 Wayfarer Street New Haven, CT 06515	PC	general support	\$100,000.00
The Nature Conservancy	99 Bedford Street Boston, MA 02111	PC	project support for work on Martha's Vineyard	\$3,000.00
The Voter Participation Center	1707 L Street NW Washington, DC 20036	PC	general support	\$100,000.00
Trout Unlimited	1777 N Kent Street Arlington, VA 22209	PC	project support for Trout Unlimited Pennsylvania's project to engage PA sportmen and women to protect fish and wildlife habitat from the impacts of shale gas development	\$40,000.00
Unitarian Universalist Association for First Parish in Brookline	328 Walnut Street Brookline, MA 02445	PC	project support for Diversity/anti racism/anti oppression/multicultural programming and consultants	\$5,000.00
Victory Programs Inc	965 Massachusetts Ave Boston, MA 02118	PC	general support of ReVision House Urban Farm	\$20,000.00
Vineyard Conservation Society Inc	P.O. Box 2189 Vineyard Haven, MA 02568	PC	general support	\$3,000.00
Virginia Organizing for Science Communication Network	703 Concord Ave Charlottesville, VA 22903	PC	general support for the Science Communication Network	\$80,000.00
Virginia Organizing Inc for Advancing Green Chemistry	1710 Allied St Charlottesville, VA 22903	PC	project support for Advancing Green Chemistry's Safe by Design program	\$75,000.00
Voices Boston (The Performing Artists at Lincoln School)	P.O. Box 470411 Brookline, MA 02447	PC	general support	\$10,000.00
West Harlem Environmental Action Inc	1854 Amsterdam Ave New York, NY 10031	PC	project support for Environmental Justice Federal Policy Initiative	\$90,000.00
West Tisbury Library Foundation Inc	P.O. Box 1238 West Tisbury, MA 02575	PC	project support for landscaping	\$2,500.00
Wholesome Wave Foundation Charitable Ventures Inc	201 Morehouse Highway Fairfield, CT 06825	PC	project support for the Double Value Coupon Program	\$50,000.00
Winsor Music Inc	312 Waltham St Lexington, MA 02421	PC	general support	\$2,500.00
Emerson Health Care	133 Old Road Concord, MA 01742	SOI	project support for green / environmental initiatives	\$5,000.00
Organization for the Assabet River (OARS)	23 Bradford Street Suite 6 Concord, MA 01742	PC	general support	\$40,000.00
The Food Project	10 Lewis St Lincoln, MA 01773	PC	project support for Youth Programs	\$20,000.00
TOTALS				\$14,217,001

CEDAR TREE FOUNDATION
FORM 990-PF, PART XV, B - SUPPLEMENTARY INFORMATION
DECEMBER 31, 2013

GRANTS COMMITTED TO BE PAID IN FUTURE

Grantee	Address	2014	2015	2016	2017	Total
Center for Environmental Health	2201 Broadway Suite 302 Oakland, CA 94612	\$150,000	\$150,000			\$300,000
Center for Rural Affairs for the National Sustainable Agriculture Coalition	110 Maryland Avenue Suite 209 Washington, DC 20002	\$50,000				\$50,000
Center for Rural Affairs for the National Young Farmers Coalition	P O Box 292 Tivoli, NY 12583	\$80,000				\$80,000
Children's Environmental Health Network	110 Maryland Avenue Suite 505 Washington, DC 20002	\$60,000				\$60,000
Community Teamwork, Inc for the New Entry Sustainable Farming Project	155 Merrimack St Lowell, MA 01850	\$90,000				\$90,000
Eastern Market Corp for Keep Growing Detroit	76 East Forest Ave Detroit, MI 48201	\$25,000				\$25,000
Environmental Defense Fund Incorporated	1875 Connecticut Ave , NW Washington DC 20009	\$150,000	\$150,000			\$300,000
Environmental Working Group	1436 U St , NW Suite 100 Washington, DC 20009	\$100,000				\$100,000
Healthy Schools Campaign	175 N Franklin St , Suite 300 Chicago, IL 60606	\$50,000				\$50,000
Practical Farmers of Iowa	6000 Fifth St , Suite 100 Ames, IA 50010	\$97,000				\$97,000
Rural Advancement Foundation International - USA	P O Box 640 Pittsboro, NC 27312	\$100,000				\$100,000
Seventh Generation Fund for Indigenous Peoples, Inc	P O Box 4569 Arcata, CA 95578	\$50,000	\$50,000			\$100,000
Society for Conservation Biology (SCB)	1017 O Street, NW Washington, DC 20001	\$1,060,197	\$629,512			\$1,689,709
Society for Conservation Biology (SCB)	1017 O Street, NW Washington, DC 20001	\$61,000	\$578,139	\$1,313,570	\$1,352,384	\$3,305,093
The Voter Participation Center	1707 L Street, NW Washington, DC 20036	\$100,000				\$100,000
Virginia Organizing Inc for Advancing Green Chemistry	1710 Allied St Charlottesville, VA 22903	\$75,000				\$75,000
West Harlem Environmental Action Inc	1854 Amsterdam Ave New York, NY 10031	\$60,000				\$60,000
TOTAL		2,358,197	1,557,651	1,313,570	1,352,384	6,581,802

Application for Extension of Time To File an Exempt Organization Return

OMB No. 1545-1709

Department of the Treasury
Internal Revenue Service

► File a separate application for each return.

► Information about Form 8868 and its instructions is at www.irs.gov/form8868.

- If you are filing for an **Automatic 3-Month Extension**, complete only **Part I** and check this box ☒
- If you are filing for an **Additional (Not Automatic) 3-Month Extension**, complete only **Part II** (on page 2 of this form).

Do not complete Part II unless you have already been granted an automatic 3-month extension on a previously filed Form 8868.

Electronic filing (e-file). You can electronically file Form 8868 if you need a 3-month automatic extension of time to file (6 months for a corporation required to file Form 990-T), or an additional (not automatic) 3-month extension of time. You can electronically file Form 8868 to request an extension of time to file any of the forms listed in Part I or Part II with the exception of Form 8870, Information Return for Transfers Associated With Certain Personal Benefit Contracts, which must be sent to the IRS in paper format (see instructions). For more details on the electronic filing of this form, visit www.irs.gov/efile and click on *e-file for Charities & Nonprofits*

Part I Automatic 3-Month Extension of Time. Only submit original (no copies needed).

A corporation required to file Form 990-T and requesting an automatic 6-month extension - check this box and complete

Part I only

All other corporations (including 1120-C filers), partnerships, REMICs, and trusts must use Form 7004 to request an extension of time to file income tax returns

Type or print File by the due date for filing your return. See instructions.	Enter filer's identifying number	
	Name of exempt organization or other filer, see instructions.	Employer identification number (EIN) or
	CEDAR TREE FOUNDATION	13-3601934
	Number, street, and room or suite no. If a P.O. box, see instructions	Social security number (SSN)
	100 FRANKLIN STREET, NO. 704	
	City, town or post office, state, and ZIP code. For a foreign address, see instructions.	
	BOSTON, MA 02110	

Enter the Return code for the return that this application is for (file a separate application for each return)

04

Application Is For	Return Code	Application Is For	Return Code
Form 990 or Form 990-EZ	01	Form 990-T (corporation)	07
Form 990-BL	02	Form 1041-A	08
Form 4720 (individual)	03	Form 4720 (other than individual)	09
Form 990-PF	04	Form 5227	10
Form 990-T (sec. 401(a) or 408(a) trust)	05	Form 6069	11
Form 990-T (trust other than above)	06	Form 8870	12

DEBRA MONIZ

- The books are in the care of ► **100 FRANKLIN STREET - BOSTON, MA 02110**

Telephone No ► **617-695-6767**

Fax No. ► **617-695-1919**

- If the organization does not have an office or place of business in the United States, check this box ☐
- If this is for a Group Return, enter the organization's four digit Group Exemption Number (GEN) _____ If this is for the whole group, check this box ☐ If it is for part of the group, check this box ☐ and attach a list with the names and EINs of all members the extension is for

1 I request an automatic 3-month (6 months for a corporation required to file Form 990-T) extension of time until **AUGUST 15, 2014**, to file the exempt organization return for the organization named above. The extension is for the organization's return for
 ► ☒ calendar year **2013** or
 ► ☐ tax year beginning _____, and ending _____

2 If the tax year entered in line 1 is for less than 12 months, check reason: ☐ Initial return ☐ Final return
☐ Change in accounting period

3a If this application is for Forms 990-BL, 990-PF, 990-T, 4720, or 6069, enter the tentative tax, less any nonrefundable credits. See instructions.	3a	\$	146,875.
b If this application is for Forms 990 PF, 990-T, 4720, or 6069, enter any refundable credits and estimated tax payments made. Include any prior year overpayment allowed as a credit.	3b	\$	81,875.
c Balance due. Subtract line 3b from line 3a. Include your payment with this form, if required, by using EFTPS (Electronic Federal Tax Payment System). See instructions.	3c	\$	65,000.

Caution. If you are going to make an electronic funds withdrawal (direct debit) with this Form 8868, see Form 8453-EO and Form 8879-EO for payment instructions

- If you are filing for an **Additional (Not Automatic) 3-Month Extension**, complete only **Part II** and check this box ☒ **X**

Note. Only complete Part II if you have already been granted an automatic 3-month extension on a previously filed Form 8868

- If you are filing for an **Automatic 3-Month Extension**, complete only **Part I** (on page 1)

Part II Additional (Not Automatic) 3-Month Extension of Time. Only file the original (no copies needed).

Enter filer's identifying number, see instructions	
Type or print File by the due date for filing your return. See instructions.	Name of exempt organization or other filer, see instructions CEDAR TREE FOUNDATION
	Employer identification number (EIN) or 13-3601934
	Number, street, and room or suite no. If a P.O. box, see instructions. 100 FRANKLIN STREET, NO. 704
	Social security number (SSN)
	City, town or post office, state, and ZIP code. For a foreign address, see instructions. BOSTON, MA 02110

Enter the Return code for the return that this application is for (file a separate application for each return)

04

Application Is For	Return Code	Application Is For	Return Code
Form 990 or Form 990-EZ	01		
Form 990-BL	02	Form 1041-A	08
Form 4720 (individual)	03	Form 4720 (other than individual)	09
Form 990-PF	04	Form 5227	10
Form 990-T (sec. 401(a) or 408(a) trust)	05	Form 6069	11
Form 990-T (trust other than above)	06	Form 8870	12

STOP! Do not complete Part II if you were not already granted an automatic 3-month extension on a previously filed Form 8868.

DEBRA MONIZ


- The books are in the care of **100 FRANKLIN STREET - BOSTON, MA 02110**
Telephone No. **617-695-6767** Fax No. **617-695-1919**
- If the organization does not have an office or place of business in the United States, check this box ☐
- If this is for a Group Return, enter the organization's four digit Group Exemption Number (GEN) _____ If this is for the whole group, check this box ☐ If it is for part of the group, check this box ☐ and attach a list with the names and EINs of all members the extension is for.

- 4 I request an additional 3-month extension of time until **NOVEMBER 15, 2014.**
- 5 For calendar year **2013**, or other tax year beginning _____, and ending _____
- 6 If the tax year entered in line 5 is for less than 12 months, check reason ☐ Initial return ☐ Final return
☐ Change in accounting period
- 7 State in detail why you need the extension
ADDITIONAL TIME IS NEEDED TO GATHER THE INFORMATION REQUIRED TO FILE A COMPLETE AND ACCURATE RETURN.

8a If this application is for Forms 990-BL, 990-PF, 990-T, 4720, or 6069, enter the tentative tax, less any nonrefundable credits. See instructions.	8a	\$	146,875.
b If this application is for Forms 990 PF, 990-T, 4720, or 6069, enter any refundable credits and estimated tax payments made. Include any prior year overpayment allowed as a credit and any amount paid previously with Form 8868	8b	\$	146,875.
c Balance due. Subtract line 8b from line 8a. Include your payment with this form, if required, by using EFTPS (Electronic Federal Tax Payment System). See instructions.	8c	\$	0.

Signature and Verification must be completed for Part II only.

Under penalties of perjury, I declare that I have examined this form, including accompanying schedules and statements, and to the best of my knowledge and belief, it is true, correct, and complete, and that I am authorized to prepare this form.

Signature  Title **Managing Director / CPA** Date **8/9/14**

Form 8868 (Rev. 1-2014)