



See a Social Security Number? Say Something!
Report Privacy Problems to <https://public.resource.org/privacy>
Or call the IRS Identity Theft Hotline at 1-800-908-4490



Form **990-PF**

Department of the Treasury
Internal Revenue Service

Return of Private Foundation

or Section 4947(a)(1) Trust Treated as Private Foundation

▶ Do not enter Social Security numbers on this form as it may be made public. By law, the IRS cannot redact the information on the form.

▶ Information about Form 990-PF and its instructions is at www.irs.gov/form990pf.

OMB No 1545-0052

2013

Open to Public Inspection

For calendar year 2013, or tax year beginning 01-01-2013 , and ending 12-31-2013

Name of foundation THE LASKIN CHARITABLE FOUNDATION		A Employer identification number 13-3245633	
% PAUL FELZEN ESQ		B Telephone number (see instructions) (212) 751-5822	
Number and street (or P O box number if mail is not delivered to street address) C/O PAUL FELZEN ESQ 641 LEXINGTON AVENUE 10TH FLOOR Su		C If exemption application is pending, check here ▶ <input type="checkbox"/>	
City or town, state or province, country, and ZIP or foreign postal code NEW YORK, NY 10022		D 1. Foreign organizations, check here ▶ <input type="checkbox"/>	
G Check all that apply <input type="checkbox"/> Initial return <input type="checkbox"/> Initial return of a former public charity		2. Foreign organizations meeting the 85% test, check here and attach computation ▶ <input type="checkbox"/>	
<input type="checkbox"/> Final return <input type="checkbox"/> Amended return		E If private foundation status was terminated under section 507(b)(1)(A), check here ▶ <input type="checkbox"/>	
<input type="checkbox"/> Address change <input type="checkbox"/> Name change		F If the foundation is in a 60-month termination under section 507(b)(1)(B), check here ▶ <input type="checkbox"/>	
H Check type of organization <input checked="" type="checkbox"/> Section 501(c)(3) exempt private foundation			
<input type="checkbox"/> Section 4947(a)(1) nonexempt charitable trust <input type="checkbox"/> Other taxable private foundation			
I Fair market value of all assets at end of year (from Part II, col. (c), line 16)▶\$ 8,236,294		J Accounting method <input checked="" type="checkbox"/> Cash <input type="checkbox"/> Accrual <input type="checkbox"/> Other (specify) _____ (Part I, column (d) must be on cash basis.)	

Part I Analysis of Revenue and Expenses <small>(The total of amounts in columns (b), (c), and (d) may not necessarily equal the amounts in column (a) (see instructions))</small>		(a) Revenue and expenses per books	(b) Net investment income	(c) Adjusted net income	(d) Disbursements for charitable purposes (cash basis only)
Revenue	1 Contributions, gifts, grants, etc , received (attach schedule)	90,000			
	2 Check ▶ <input type="checkbox"/> if the foundation is not required to attach Sch B				
	3 Interest on savings and temporary cash investments				
	4 Dividends and interest from securities.	199,508	199,508	199,508	
	5a Gross rents				
	b Net rental income or (loss) _____				
	6a Net gain or (loss) from sale of assets not on line 10	656,355			
	b Gross sales price for all assets on line 6a 12,924,347				
	7 Capital gain net income (from Part IV, line 2) . . .		656,355		
	8 Net short-term capital gain			769,889	
	9 Income modifications				
	10a Gross sales less returns and allowances				
	b Less Cost of goods sold				
	c Gross profit or (loss) (attach schedule)				
	11 Other income (attach schedule)				
	12 Total. Add lines 1 through 11	945,863	855,863	969,397	
Operating and Administrative Expenses	13 Compensation of officers, directors, trustees, etc	0			
	14 Other employee salaries and wages				
	15 Pension plans, employee benefits				
	16a Legal fees (attach schedule)				
	b Accounting fees (attach schedule)	25,000	25,000	25,000	25,000
	c Other professional fees (attach schedule)				
	17 Interest	40	40	40	40
	18 Taxes (attach schedule) (see instructions)	16,190	16,190	16,190	16,190
	19 Depreciation (attach schedule) and depletion . . .				
	20 Occupancy				
	21 Travel, conferences, and meetings				
	22 Printing and publications				
	23 Other expenses (attach schedule)	73,730	73,730	73,730	73,730
	24 Total operating and administrative expenses. Add lines 13 through 23	114,960	114,960	114,960	114,960
	25 Contributions, gifts, grants paid	578,666			578,666
	26 Total expenses and disbursements. Add lines 24 and 25	693,626	114,960	114,960	693,626
	27 Subtract line 26 from line 12				
	a Excess of revenue over expenses and disbursements	252,237			
	b Net investment income (if negative, enter -0-)		740,903		
	c Adjusted net income (if negative, enter -0-)			854,437	

Part II Balance Sheets		Attached schedules and amounts in the description column should be for end-of-year amounts only (See instructions)	Beginning of year	End of year	
			(a) Book Value	(b) Book Value	(c) Fair Market Value
Assets	1	Cash—non-interest-bearing			
	2	Savings and temporary cash investments	1,373,395	373,718	373,718
	3	Accounts receivable ▶ _____ Less allowance for doubtful accounts ▶ _____			
	4	Pledges receivable ▶ _____ Less allowance for doubtful accounts ▶ _____			
	5	Grants receivable			
	6	Receivables due from officers, directors, trustees, and other disqualified persons (attach schedule) (see instructions)			
	7	Other notes and loans receivable (attach schedule) ▶ _____ Less allowance for doubtful accounts ▶ _____			
	8	Inventories for sale or use			
	9	Prepaid expenses and deferred charges			
	10a	Investments—U S and state government obligations (attach schedule)			
	b	Investments—corporate stock (attach schedule)			
	c	Investments—corporate bonds (attach schedule).			
	11	Investments—land, buildings, and equipment basis ▶ _____ Less accumulated depreciation (attach schedule) ▶ _____			
	12	Investments—mortgage loans			
	13	Investments—other (attach schedule)	6,420,344	7,666,268	7,862,576
	14	Land, buildings, and equipment basis ▶ _____ Less accumulated depreciation (attach schedule) ▶ _____			
15	Other assets (describe ▶ _____)				
16	Total assets (to be completed by all filers—see the instructions Also, see page 1, item I)	7,793,739	8,039,986	8,236,294	
Liabilities	17	Accounts payable and accrued expenses			
	18	Grants payable			
	19	Deferred revenue			
	20	Loans from officers, directors, trustees, and other disqualified persons			
	21	Mortgages and other notes payable (attach schedule)			
	22	Other liabilities (describe ▶ _____)			
	23	Total liabilities (add lines 17 through 22)		0	
Net Assets or Fund Balances	Foundations that follow SFAS 117, check here ▶ <input type="checkbox"/> and complete lines 24 through 26 and lines 30 and 31.				
	24	Unrestricted			
	25	Temporarily restricted			
	26	Permanently restricted			
	Foundations that do not follow SFAS 117, check here ▶ <input checked="" type="checkbox"/> and complete lines 27 through 31.				
	27	Capital stock, trust principal, or current funds			
	28	Paid-in or capital surplus, or land, bldg , and equipment fund	1,392	1,392	
	29	Retained earnings, accumulated income, endowment, or other funds	7,792,347	8,038,594	
	30	Total net assets or fund balances (see page 17 of the instructions)	7,793,739	8,039,986	
31	Total liabilities and net assets/fund balances (see page 17 of the instructions)	7,793,739	8,039,986		

Part III Analysis of Changes in Net Assets or Fund Balances

1	Total net assets or fund balances at beginning of year—Part II, column (a), line 30 (must agree with end-of-year figure reported on prior year’s return)	1	7,793,739
2	Enter amount from Part I, line 27a	2	252,237
3	Other increases not included in line 2 (itemize) ▶ _____	3	
4	Add lines 1, 2, and 3	4	8,045,976
5	Decreases not included in line 2 (itemize) ▶ _____	5	5,990
6	Total net assets or fund balances at end of year (line 4 minus line 5)—Part II, column (b), line 30	6	8,039,986

Part IV

Capital Gains and Losses for Tax on Investment Income

(a) List and describe the kind(s) of property sold (e g , real estate, 2-story brick warehouse, or common stock, 200 shs MLC Co)		(b) How acquired P—Purchase D—Donation	(c) Date acquired (mo , day, yr)	(d) Date sold (mo , day, yr)
1 a	MORGAN STANLEY 478-205608-841 ST (SEE ATTACHED)	P		
b	MORGAN STANLEY 478-205608-841 LT COVERED (SEE ATTACHED)	P		
c	MORGAN STANLEY 478-205608-841 LT NON-COVERED (SEE ATTACHED)			
d	CAPITAL GAIN DIVIDENDS	P		
e				

(e) Gross sales price	(f) Depreciation allowed (or allowable)	(g) Cost or other basis plus expense of sale	(h) Gain or (loss) (e) plus (f) minus (g)
a 11,100,437		10,330,548	769,889
b 1,808,251		1,920,890	-112,639
c 14,447		16,554	-2,107
d			1,212
e			

Complete only for assets showing gain in column (h) and owned by the foundation on 12/31/69			(I) Gains (Col (h) gain minus col (k), but not less than -0-) or Losses (from col (h))
(i) F M V as of 12/31/69	(j) Adjusted basis as of 12/31/69	(k) Excess of col (i) over col (j), if any	
a			769,889
b			-112,639
c			-2,107
d			
e			

2	Capital gain net income or (net capital loss)	{ If gain, also enter in Part I, line 7 If (loss), enter -0- in Part I, line 7 }	2	656,355
3	Net short-term capital gain or (loss) as defined in sections 1222(5) and (6) If gain, also enter in Part I, line 8, column (c) (see instructions) If (loss), enter -0- in Part I, line 8		3	769,889

Part V

Qualification Under Section 4940(e) for Reduced Tax on Net Investment Income

(For optional use by domestic private foundations subject to the section 4940(a) tax on net investment income)

If section 4940(d)(2) applies, leave this part blank

Was the foundation liable for the section 4942 tax on the distributable amount of any year in the base period? ☐ Yes ☒ No
If "Yes," the foundation does not qualify under section 4940(e) Do not complete this part

1 Enter the appropriate amount in each column for each year, see page 18 of the instructions before making any entries			
(a) Base period years Calendar year (or tax year beginning in)	(b) Adjusted qualifying distributions	(c) Net value of noncharitable-use assets	(d) Distribution ratio (col (b) divided by col (c))
2012	356,429	6,670,218	0 053436
2011	379,428	6,957,271	0 054537
2010	345,876	6,993,793	0 049455
2009	83,399	1,495,634	0 055762
2008	38,010	778,104	0 04885

2	Total of line 1, column (d).	2	0 26204
3	Average distribution ratio for the 5-year base period—divide the total on line 2 by 5, or by the number of years the foundation has been in existence if less than 5 years	3	0 052408
4	Enter the net value of noncharitable-use assets for 2013 from Part X, line 5.	4	7,738,005
5	Multiply line 4 by line 3.	5	405,533
6	Enter 1% of net investment income (1% of Part I, line 27b).	6	7,409
7	Add lines 5 and 6.	7	412,942
8	Enter qualifying distributions from Part XII, line 4.	8	693,626

If line 8 is equal to or greater than line 7, check the box in Part VI, line 1b, and complete that part using a 1% tax rate See the Part VI instructions

Part VI Excise Tax Based on Investment Income (Section 4940(a), 4940(b), 4940(e), or 4948—see page 18 of the instructions)					
1a Exempt operating foundations described in section 4940(d)(2), check here <input type="checkbox"/> and enter "N/A" on line 1		1	7,409		
Date of ruling or determination letter _____ (attach copy of letter if necessary—see instructions)					
b Domestic foundations that meet the section 4940(e) requirements in Part V, check here <input checked="" type="checkbox"/> and enter 1% of Part I, line 27b		2			
c All other domestic foundations enter 2% of line 27b Exempt foreign organizations enter 4% of Part I, line 12, col (b)					
2 Tax under section 511 (domestic section 4947(a)(1) trusts and taxable foundations only Others enter -0-)				2	
3 Add lines 1 and 2.				3	7,409
4 Subtitle A (income) tax (domestic section 4947(a)(1) trusts and taxable foundations only Others enter -0-)		4			
5 Tax based on investment income. Subtract line 4 from line 3 If zero or less, enter -0-		5	7,409		
6 Credits/Payments		7	15,567		
a 2013 estimated tax payments and 2012 overpayment credited to 2013	6a			15,567	
b Exempt foreign organizations—tax withheld at source	6b				
c Tax paid with application for extension of time to file (Form 8868)	6c				
d Backup withholding erroneously withheld	6d				
7 Total credits and payments Add lines 6a through 6d.		7	15,567		
8 Enter any penalty for underpayment of estimated tax Check here <input checked="" type="checkbox"/> if Form 2220 is attached		8			
9 Tax due. If the total of lines 5 and 8 is more than line 7, enter amount owed		9			
10 Overpayment. If line 7 is more than the total of lines 5 and 8, enter the amount overpaid.		10	8,158		
11 Enter the amount of line 10 to be Credited to 2014 estimated tax 8,158 Refunded		11			

Part VII-A Statements Regarding Activities				
1a	During the tax year, did the foundation attempt to influence any national, state, or local legislation or did it participate or intervene in any political campaign?		Yes	No
		1a		No
b	Did it spend more than \$100 during the year (either directly or indirectly) for political purposes (see page 19 of the instructions for definition)? <i>If the answer is "Yes" to 1a or 1b, attach a detailed description of the activities and copies of any materials published or distributed by the foundation in connection with the activities.</i>	1b		No
		1c		No
c	Did the foundation file Form 1120-POL for this year?.	1c		No
d	Enter the amount (if any) of tax on political expenditures (section 4955) imposed during the year (1) On the foundation \$ _____ (2) On foundation managers \$ _____			
e	Enter the reimbursement (if any) paid by the foundation during the year for political expenditure tax imposed on foundation managers \$ _____			
2	Has the foundation engaged in any activities that have not previously been reported to the IRS? <i>If "Yes," attach a detailed description of the activities.</i>	2		No
3	Has the foundation made any changes, not previously reported to the IRS, in its governing instrument, articles of incorporation, or bylaws, or other similar instruments? <i>If "Yes," attach a conformed copy of the changes</i>	3		No
4a	Did the foundation have unrelated business gross income of \$1,000 or more during the year?.	4a		No
b	If "Yes," has it filed a tax return on Form 990-T for this year?.	4b		
5	Was there a liquidation, termination, dissolution, or substantial contraction during the year? <i>If "Yes," attach the statement required by General Instruction T.</i>	5		No
6	Are the requirements of section 508(e) (relating to sections 4941 through 4945) satisfied either • By language in the governing instrument, or • By state legislation that effectively amends the governing instrument so that no mandatory directions that conflict with the state law remain in the governing instrument?	6		No
7	Did the foundation have at least \$5,000 in assets at any time during the year? <i>If "Yes," complete Part II, col. (c), and Part XV.</i>	7	Yes	
8a	Enter the states to which the foundation reports or with which it is registered (see instructions) FL _____			
b	If the answer is "Yes" to line 7, has the foundation furnished a copy of Form 990-PF to the Attorney General (or designate) of each state as required by General Instruction G? <i>If "No," attach explanation .</i>	8b		No
9	Is the foundation claiming status as a private operating foundation within the meaning of section 4942(j)(3) or 4942(j)(5) for calendar year 2013 or the taxable year beginning in 2013 (see instructions for Part XIV)? <i>If "Yes," complete Part XIV</i>	9		No
10	Did any persons become substantial contributors during the tax year? <i>If "Yes," attach a schedule listing their names and addresses.</i>	10		No

Part VII-A

Statements Regarding Activities *(continued)*

11	At any time during the year, did the foundation, directly or indirectly, own a controlled entity within the meaning of section 512(b)(13)? If "Yes," attach schedule (see instructions).	11		No
12	Did the foundation make a distribution to a donor advised fund over which the foundation or a disqualified person had advisory privileges? If "Yes," attach statement (see instructions)	12		No
13	Did the foundation comply with the public inspection requirements for its annual returns and exemption application?	13	Yes	
Website address ▶N/A				
14	The books are in care of ▶PAUL FELZEN ESQTelephone no ▶(212) 751-5822 Located at ▶641 LEXINGTON AVENUE 10TH FLOOR NEW YORK NYZIP +4 ▶10023			
15	Section 4947(a)(1) nonexempt charitable trusts filing Form 990-PF in lieu of Form 1041 —Check here ▶ <input type="checkbox"/> and enter the amount of tax-exempt interest received or accrued during the year ▶	15		
16	At any time during calendar year 2013, did the foundation have an interest in or a signature or other authority over a bank, securities, or other financial account in a foreign country? See instructions for exceptions and filing requirements for Form TD F 90-22.1 If "Yes", enter the name of the foreign country ▶	16	Yes	No

Part VII-B

Statements Regarding Activities for Which Form 4720 May Be Required

File Form 4720 if any item is checked in the "Yes" column, unless an exception applies.			Yes	No
1a	During the year did the foundation (either directly or indirectly) (1) Engage in the sale or exchange, or leasing of property with a disqualified person? <input type="checkbox"/> Yes <input checked="" type="checkbox"/> No (2) Borrow money from, lend money to, or otherwise extend credit to (or accept it from) a disqualified person?. <input type="checkbox"/> Yes <input checked="" type="checkbox"/> No (3) Furnish goods, services, or facilities to (or accept them from) a disqualified person? <input type="checkbox"/> Yes <input checked="" type="checkbox"/> No (4) Pay compensation to, or pay or reimburse the expenses of, a disqualified person? <input type="checkbox"/> Yes <input checked="" type="checkbox"/> No (5) Transfer any income or assets to a disqualified person (or make any of either available for the benefit or use of a disqualified person)?. <input type="checkbox"/> Yes <input checked="" type="checkbox"/> No (6) Agree to pay money or property to a government official? (Exception. Check "No" if the foundation agreed to make a grant to or to employ the official for a period after termination of government service, if terminating within 90 days). <input type="checkbox"/> Yes <input checked="" type="checkbox"/> No			
b	If any answer is "Yes" to 1a(1)–(6), did any of the acts fail to qualify under the exceptions described in Regulations section 53.4941(d)-3 or in a current notice regarding disaster assistance (see page 20 of the instructions)?. . . Organizations relying on a current notice regarding disaster assistance check here. ▶ <input type="checkbox"/>	1b		
c	Did the foundation engage in a prior year in any of the acts described in 1a, other than excepted acts, that were not corrected before the first day of the tax year beginning in 2013?.	1c		No
2	Taxes on failure to distribute income (section 4942) (does not apply for years the foundation was a private operating foundation defined in section 4942(j)(3) or 4942(j)(5))			
a	At the end of tax year 2013, did the foundation have any undistributed income (lines 6d and 6e, Part XIII) for tax year(s) beginning before 2013?. <input type="checkbox"/> Yes <input checked="" type="checkbox"/> No If "Yes," list the years ▶ 20____, 20____, 20____, 20____			
b	Are there any years listed in 2a for which the foundation is not applying the provisions of section 4942(a)(2) (relating to incorrect valuation of assets) to the year's undistributed income? (If applying section 4942(a)(2) to all years listed, answer "No" and attach statement—see instructions).	2b		No
c	If the provisions of section 4942(a)(2) are being applied to any of the years listed in 2a, list the years here ▶ 20____, 20____, 20____, 20____			
3a	Did the foundation hold more than a 2% direct or indirect interest in any business enterprise at any time during the year?. <input type="checkbox"/> Yes <input checked="" type="checkbox"/> No			
b	If "Yes," did it have excess business holdings in 2013 as a result of (1) any purchase by the foundation or disqualified persons after May 26, 1969, (2) the lapse of the 5-year period (or longer period approved by the Commissioner under section 4943(c)(7)) to dispose of holdings acquired by gift or bequest, or (3) the lapse of the 10-, 15-, or 20-year first phase holding period? (<i>Use Schedule C, Form 4720, to determine if the foundation had excess business holdings in 2013.</i>).	3b		
4a	Did the foundation invest during the year any amount in a manner that would jeopardize its charitable purposes?	4a		No
b	Did the foundation make any investment in a prior year (but after December 31, 1969) that could jeopardize its charitable purpose that had not been removed from jeopardy before the first day of the tax year beginning in 2013?	4b		No

Part VII-B

Statements Regarding Activities for Which Form 4720 May Be Required (continued)

5a	During the year did the foundation pay or incur any amount to			
	(1) Carry on propaganda, or otherwise attempt to influence legislation (section 4945(e))?	<input type="checkbox"/> Yes <input checked="" type="checkbox"/> No		
	(2) Influence the outcome of any specific public election (see section 4955), or to carry on, directly or indirectly, any voter registration drive?	<input type="checkbox"/> Yes <input checked="" type="checkbox"/> No		
	(3) Provide a grant to an individual for travel, study, or other similar purposes?	<input type="checkbox"/> Yes <input checked="" type="checkbox"/> No		
	(4) Provide a grant to an organization other than a charitable, etc , organization described in section 509(a)(1), (2), or (3), or section 4940(d)(2)? (see instructions).	<input type="checkbox"/> Yes <input checked="" type="checkbox"/> No		
	(5) Provide for any purpose other than religious, charitable, scientific, literary, or educational purposes, or for the prevention of cruelty to children or animals?	<input type="checkbox"/> Yes <input checked="" type="checkbox"/> No		
b	If any answer is "Yes" to 5a(1)–(5), did any of the transactions fail to qualify under the exceptions described in Regulations section 53.4945 or in a current notice regarding disaster assistance (see instructions)?		5b	
	Organizations relying on a current notice regarding disaster assistance check here.	<input checked="" type="checkbox"/>		
c	If the answer is "Yes" to question 5a(4), does the foundation claim exemption from the tax because it maintained expenditure responsibility for the grant?	<input type="checkbox"/> Yes <input type="checkbox"/> No		
	If "Yes," attach the statement required by Regulations section 53.4945–5(d).			
6a	Did the foundation, during the year, receive any funds, directly or indirectly, to pay premiums on a personal benefit contract?	<input type="checkbox"/> Yes <input checked="" type="checkbox"/> No		
b	Did the foundation, during the year, pay premiums, directly or indirectly, on a personal benefit contract?		6b	No
	If "Yes" to 6b, file Form 8870.			
7a	At any time during the tax year, was the foundation a party to a prohibited tax shelter transaction?	<input type="checkbox"/> Yes <input checked="" type="checkbox"/> No		
b	If yes, did the foundation receive any proceeds or have any net income attributable to the transaction?		7b	No

Part VIII

Information About Officers, Directors, Trustees, Foundation Managers, Highly Paid Employees, and Contractors

1 List all officers, directors, trustees, foundation managers and their compensation (see instructions).				
(a) Name and address	(b) Title, and average hours per week devoted to position	(c) Compensation (If not paid, enter -0-)	(d) Contributions to employee benefit plans and deferred compensation	(e) Expense account, other allowances
SALLIE FELZEN	PRES /DIRECTOR	0		
641 LEXINGTON AVE 10TH FLOOR NEW YORK, NY 10023	0			
PAUL FELZEN	SEC/DIRECTOR	0		
641 LEXINGTON AVE 10TH FLOOR NEW YORK, NY 10023	0			
ANTHONY FELZEN	DIRECTOR	0		
105 fifth avenue new york, NY 10033	0			
NICHOLAS FELZEN	DIRECTOR	0		
60 Edgewater Dr Apt 15E Coral Gables, FL 33133	0			
2 Compensation of five highest-paid employees (other than those included on line 1—see instructions). If none, enter "NONE."				
(a) Name and address of each employee paid more than \$50,000	(b) Title, and average hours per week devoted to position	(c) Compensation	(d) Contributions to employee benefit plans and deferred compensation	(e) Expense account, other allowances
Total number of other employees paid over \$50,000.				

Part VIII

Information About Officers, Directors, Trustees, Foundation Managers, Highly Paid Employees, and Contractors (continued)

3 Five highest-paid independent contractors for professional services (see instructions). If none, enter "NONE".

(a) Name and address of each person paid more than \$50,000	(b) Type of service	(c) Compensation
Total number of others receiving over \$50,000 for professional services.		

Part IX-A

Summary of Direct Charitable Activities

List the foundation's four largest direct charitable activities during the tax year. Include relevant statistical information such as the number of organizations and other beneficiaries served, conferences convened, research papers produced, etc	Expenses
1	
2	
3	
4	

Part IX-B

Summary of Program-Related Investments (see instructions)

Describe the two largest program-related investments made by the foundation during the tax year on lines 1 and 2	Amount
1	
2	
All other program-related investments. See page 24 of the instructions	
3	
Total. Add lines 1 through 3	

Part X

Minimum Investment Return (All domestic foundations must complete this part. Foreign foundations, see instructions.)

1	Fair market value of assets not used (or held for use) directly in carrying out charitable, etc , purposes		
a	Average monthly fair market value of securities.	1a	6,982,286
b	Average of monthly cash balances.	1b	873,557
c	Fair market value of all other assets (see instructions).	1c	0
d	Total (add lines 1a, b, and c).	1d	7,855,843
e	Reduction claimed for blockage or other factors reported on lines 1a and 1c (attach detailed explanation).	1e	
2	Acquisition indebtedness applicable to line 1 assets.	2	0
3	Subtract line 2 from line 1d.	3	7,855,843
4	Cash deemed held for charitable activities Enter 1 1/2% of line 3 (for greater amount, see instructions).	4	117,838
5	Net value of noncharitable-use assets. Subtract line 4 from line 3 Enter here and on Part V, line 4	5	7,738,005
6	Minimum investment return. Enter 5% of line 5.	6	386,900

Part XI

Distributable Amount (see instructions) (Section 4942(j)(3) and (j)(5) private operating foundations and certain foreign organizations check here ☐ and do not complete this part.)

1	Minimum investment return from Part X, line 6.	1	386,900
2a	Tax on investment income for 2013 from Part VI, line 5.	2a	7,409
b	Income tax for 2013 (This does not include the tax from Part VI).	2b	
c	Add lines 2a and 2b.	2c	7,409
3	Distributable amount before adjustments Subtract line 2c from line 1.	3	379,491
4	Recoveries of amounts treated as qualifying distributions.	4	
5	Add lines 3 and 4.	5	379,491
6	Deduction from distributable amount (see instructions).	6	
7	Distributable amount as adjusted Subtract line 6 from line 5 Enter here and on Part XIII, line 1.	7	379,491

Part XII

Qualifying Distributions (see instructions)

1	Amounts paid (including administrative expenses) to accomplish charitable, etc , purposes		
a	Expenses, contributions, gifts, etc —total from Part I, column (d), line 26.	1a	693,626
b	Program-related investments—total from Part IX-B.	1b	0
2	Amounts paid to acquire assets used (or held for use) directly in carrying out charitable, etc , purposes.	2	0
3	Amounts set aside for specific charitable projects that satisfy the		
a	Suitability test (prior IRS approval required).	3a	0
b	Cash distribution test (attach the required schedule).	3b	0
4	Qualifying distributions. Add lines 1a through 3b Enter here and on Part V, line 8, and Part XIII, line 4	4	693,626
5	Foundations that qualify under section 4940(e) for the reduced rate of tax on net investment income Enter 1% of Part I, line 27b (see instructions).	5	7,409
6	Adjusted qualifying distributions. Subtract line 5 from line 4.	6	686,217
Note: The amount on line 6 will be used in Part V, column (b), in subsequent years when calculating whether the foundation qualifies for the section 4940(e) reduction of tax in those years			

Part XIII

Undistributed Income (see instructions)

	(a) Corpus	(b) Years prior to 2012	(c) 2012	(d) 2013
1 Distributable amount for 2013 from Part XI, line 7				379,491
2 Undistributed income, if any, as of the end of 2013				
a Enter amount for 2012 only.			0	
b Total for prior years 2011 , 2010 , 2009		0		
3 Excess distributions carryover, if any, to 2013				
a From 2008.				1,255
b From 2009.				9,002
c From 2010.				3,200
d From 2011.				49,408
e From 2012.				37,999
f Total of lines 3a through e.	100,864			
4 Qualifying distributions for 2013 from Part XII, line 4 ▶ \$ 693,626				
a Applied to 2012, but not more than line 2a			0	
b Applied to undistributed income of prior years (Election required—see instructions).				
c Treated as distributions out of corpus (Election required—see instructions).				
d Applied to 2013 distributable amount.				379,491
e Remaining amount distributed out of corpus	314,135			
5 Excess distributions carryover applied to 2013 (If an amount appears in column (d), the same amount must be shown in column (a).)				
6 Enter the net total of each column as indicated below:				
a Corpus Add lines 3f, 4c, and 4e Subtract line 5	414,999			
b Prior years' undistributed income Subtract line 4b from line 2b.		0		
c Enter the amount of prior years' undistributed income for which a notice of deficiency has been issued, or on which the section 4942(a) tax has been previously assessed.				
d Subtract line 6c from line 6b Taxable amount—see instructions		0		
e Undistributed income for 2012 Subtract line 4a from line 2a Taxable amount—see instructions			0	
f Undistributed income for 2013 Subtract lines 4d and 5 from line 1 This amount must be distributed in 2014				0
7 Amounts treated as distributions out of corpus to satisfy requirements imposed by section 170(b)(1)(F) or 4942(g)(3) (see instructions).				
8 Excess distributions carryover from 2008 not applied on line 5 or line 7 (see instructions). . .	1,255			
9 Excess distributions carryover to 2014. Subtract lines 7 and 8 from line 6a	413,744			
10 Analysis of line 9				
a Excess from 2009. . . .				9,002
b Excess from 2010. . . .				3,200
c Excess from 2011. . . .				49,408
d Excess from 2012. . . .				37,999
e Excess from 2013. . . .				314,135

Part XIV

1a If the foundation has received a ruling or determination letter that it is a private operating foundation, and the ruling is effective for 2013, enter the date of the ruling. . . .

Check box to indicate whether the organization is a private operating foundation described in section 4942(j)(3) or 4942(j)(5)

	Tax year	Prior 3 years			(e) Total
	(a) 2013	(b) 2012	(c) 2011	(d) 2010	
2a Enter the lesser of the adjusted net income from Part I or the minimum investment return from Part X for each year listed					
b 85% of line 2a					
c Qualifying distributions from Part XII, line 4 for each year listed					
d Amounts included in line 2c not used directly for active conduct of exempt activities					
e Qualifying distributions made directly for active conduct of exempt activities Subtract line 2d from line 2c					
3 Complete 3a, b, or c for the alternative test relied upon					
a "Assets" alternative test—enter					
(1) Value of all assets					
(2) Value of assets qualifying under section 4942(j)(3)(B)(i)					
b "Endowment" alternative test— enter 2/3 of minimum investment return shown in Part X, line 6 for each year listed.					
c "Support" alternative test—enter					
(1) Total support other than gross investment income (interest, dividends, rents, payments on securities loans (section 512(a)(5)), or royalties).					
(2) Support from general public and 5 or more exempt organizations as provided in section 4942(j)(3)(B)(iii).					
(3) Largest amount of support from an exempt organization					
(4) Gross investment income					

Part XV **Supplementary Information (Complete this part only if the organization had \$5,000 or more in assets at any time during the year—see instructions.)**

1 Information Regarding Foundation Managers:

■ List any managers of the foundation who have contributed more than 2% of the total contributions received by the foundation before the close of any tax year (but only if they have contributed more than \$5,000) (See section 507(d)(2))

• List any managers of the foundation who own 10% or more of the stock of a corporation (or an equally large portion of the ownership of a partnership or other entity) of which the foundation has a 10% or greater interest

2 Information Regarding Contribution, Grant, Gift, Loan, Scholarship, etc., Programs:

Check here ☒ if the foundation only makes contributions to preselected charitable organizations and does not accept unsolicited requests for funds. If the foundation makes gifts, grants, etc. (see instructions) to individuals or organizations under other conditions, complete items 2a, b, c, and d.

a The name, address, and telephone number of the person to whom applications should be addressed

b The form in which applications should be submitted and information and materials they should include

c Any submission deadlines

d Any restrictions or limitations on awards, such as by geographical areas, charitable fields, kinds of institutions, or other factors

Part XV

Supplementary Information (continued)

3 Grants and Contributions Paid During the Year or Approved for Future Payment


Recipient	If recipient is an individual, show any relationship to any foundation manager or substantial contributor	Foundation status of recipient	Purpose of grant or contribution	Amount
Name and address (home or business)				
a Paid during the year See Additional Data Table				
Total			▶ 3a	578,666
b Approved for future payment				
Total			▶ 3b	

Enter gross amounts unless otherwise indicated


Part XVI-B Relationship of Activities to the Accomplishment of Exempt Purposes

Form **990-PF** (2013)


Form 990PF Part XV Line 3 - Grants and Contributions Paid During the Year or Approved for Future Payment

Recipient	If recipient is an individual, show any relationship to any foundation manager or substantial contributor	Foundation status of recipient	Purpose of grant or contribution	Amount
Name and address (home or business)				
a Paid during the year				
MOUNT SINAI HOSPITAL 1 GUSTAVE LEVY PLAZA New York, NY 10029			charitable contribution	25,000
MEMORIAL SLOAN KETTERING CANCER CTR 633 3rd ave rear 6 New York, NY 10017			charitable contribution	110,000
FRIENDS OF THE ISRAEL DEFENSE 1430 broadway 13th floor New York, NY 10118			charitable contribution	138,486
CITIZENS COMMITTEE FOR CHILDREN 105 EAST 22ND STREET 7th floor NEW YORK, NY 10010			CHARITABLE CONTRIBUTION	2,500
BROWN UNIVERSITY 164 Angell St PROVIDENCE, RI 02912			CHARITABLE CONTRIBUTION	500
TRINITY SCHOOL 139 W 91ST STREET NEW YORK, NY 10024			CHARITABLE CONTRIBUTIONS	1,000
COMMITTEE FOR HISPANIC CHILDREN & FAMILIES 110 WILLIAM STREET Suite 1802 NEW YORK, NY 10038			CHARITABLE CONTRIBUTION	300
Metropolitan Museum of Art 1000 Fifth Avenue NEW YORK, NY 10028			CHARITABLE CONTRIBUTION	200
Columbia University 2960 Broadway New York, NY 10027			CHARITABLE CONTRIBUTION	5,500
American Associates of Ben Gurion University 1001 Avenue of the Americas New York, NY 10018			CHARITABLE CONTRIBUTION	20,000
Jewish National Fund 78 Randall Avenue Rockville Centre, NY 11570			CHARITABLE CONTRIBUTION	2,500
United Way 857 Bergen Avenue Jersey City, NJ 07306			charitable contribution	300
LGBT Center 208 West 13th Street New York, NY 10011			charitable contribution	180
Anti Defamation League 605 Third Avenue new York, NY 10017			charitable contribution	300
Camp Karlin 1436 42nd Street Brooklyn, NY 11219			charitable contribution	38,000
Total  3a				578,666

Form 990PF Part XV Line 3 - Grants and Contributions Paid During the Year or Approved for Future Payment

Recipient	If recipient is an individual, show any relationship to any foundation manager or substantial contributor	Foundation status of recipient	Purpose of grant or contribution	Amount
Name and address (home or business)				
a <i>Paid during the year</i>				
Jewish Jump Start (Friday Night Lights) 1801 Avenue of the Stars Suite 210 Los Angeles, CA 90067			charitable contribution	108
Hebrew Free Loan Association 675 Third Avenue Suite 1905 New York, NY 10017			charitable contribution	180
American Friends of MEDEM Library 115 East 89th Street New York, NY 10128			charitable contribution	26,360
StorahTelling 125 Maiden Lane Suite 2B New York, NY 10038			charitable contribution	1,188
Artis Contemporary 401 Broadway suite 803 new york, NY 10013			charitable contribution	10,200
Dror for the Wounded 253 West 35th Street 15th Floor New York, NY 10001			charitable contribution	75
American Friends of Bar Ilan University 160 East 56th Street New York, NY 10022			charitable contribution	25,000
Fuel for Truth 42 East 69th Street New York, NY 10021			charitable contribution	360
American Friends of the Israel Free Loan Associati 140 Riverside Drive Unit 4G New York, NY 10024			charitable contribution	149,995
Innovation Africa 520 8th Avenue 15th Floor New York, NY 10018			charitable contribution	2,340
MEMRI PO BOX 27837 Washington, DC 20038			charitable contribution	1,000
Yad Vashem 500 5th Avenue Unit 42 New York, NY 10110			charitable contribution	100
Friends of Yeshiva Mea Shearim 136-84 71st Road Queens, NY 11367			charitable contribution	5,110
Active Minds 2001 S Street NW Suite 450 Washington, DC 20009			charitable contribution	50
American Cancer Society 250 Willism Street NW Atlants, GA 30303			charitable contribution	1,000
Total  3a				578,666

Form 990PF Part XV Line 3 - Grants and Contributions Paid During the Year or Approved for Future Payment

Recipient	If recipient is an individual, show any relationship to any foundation manager or substantial contributor	Foundation status of recipient	Purpose of grant or contribution	Amount
Name and address (home or business)				
a Paid during the year				
Leukemia & Lymphoma Society of Long Island 1324 Motor Parkway Suite 102 Hauppauge, NY 11749			charitable contribution	180
The Brain Tumor Society 55 Chapel Street Suite 200 Newton, MA 02458			charitable contribution	180
The Israel Project 2020 K Street NW Suite 7600 Washington, DC 20006			charitable contribution	500
Posse Foundation 14 Wall Street New York, NY 10005			charitable contribution	1,000
Room to Grow 54 West 21st Street New York, NY 10010			charitable contribution	500
The Town School 540 East 76th Street New York, NY 10021			charitable contribution	500
92nd Street Y 1395 Lixington Avenue New York, NY 10128			charitable contribution	1,229
The Barnes Foundation 2025 Benjamin Franklin Parkway Philadelphia, PA 19130			charitable contribution	90
Untermeyer Gardens Conservancy 33 South Broadway Yonkers, NY 10701			charitable contribution	500
WNYC 160 Varick Street New York, NY 10013			charitable contribution	180
Municipal Arts Society 111 West 57th Street New York, NY 10019			charitable contribution	125
Bnei Akiva 520 Eighth Ave 15th floor New York, NY 10018			charitable contribution	5,000
Jewish Funders Network 150 West 30th Street New York, NY 10001			charitable contribution	850
Total  3a				578,666

<div>Schedule B</div> <div>(Form 990, 990-EZ, or 990-PF)</div> <div>Department of the Treasury Internal Revenue Service</div>	<div>Schedule of Contributors</div> <div>▶ Attach to Form 990, 990-EZ, or 990-PF.</div> <div>▶ Information about Schedule B (Form 990, 990-EZ, or 990-PF) and its instructions is at www.irs.gov/form990.</div>	<div>OMB No 1545-0047</div> <div>2013</div>

<div>Name of the organization</div> <div>THE LASKIN CHARITABLE FOUNDATION</div>	<div>Employer identification number</div> <div>13-3245633</div>
---	---

Organization type (check one)

Filers of:	Section:
Form 990 or 990-EZ	<div><input type="checkbox"/> 501(c)() (enter number) organization</div> <div><input type="checkbox"/> 4947(a)(1) nonexempt charitable trust not treated as a private foundation</div> <div><input type="checkbox"/> 527 political organization</div>
Form 990-PF	<div><input checked="" type="checkbox"/> 501(c)(3) exempt private foundation</div> <div><input type="checkbox"/> 4947(a)(1) nonexempt charitable trust treated as a private foundation</div> <div><input type="checkbox"/> 501(c)(3) taxable private foundation</div>

Check if your organization is covered by the **General Rule** or a **Special Rule**.
Note. Only a section 501(c)(7), (8), or (10) organization can check boxes for both the General Rule and a Special Rule. See instructions.

General Rule

☒ For an organization filing Form 990, 990-EZ, or 990-PF that received, during the year, \$5,000 or more (in money or property) from any one contributor. Complete Parts I and II.

Special Rules

- ☐ For a section 501(c)(3) organization filing Form 990 or 990-EZ that met the 33¹/₃% support test of the regulations under sections 509(a)(1) and 170(b)(1)(A)(vi) and received from any one contributor, during the year, a contribution of the greater of **(1)** \$5,000 or **(2)** 2% of the amount on (i) Form 990, Part VIII, line 1h, or (ii) Form 990-EZ, line 1. Complete Parts I and II.
- ☐ For a section 501(c)(7), (8), or (10) organization filing Form 990 or 990-EZ that received from any one contributor, during the year, total contributions of more than \$1,000 for use *exclusively* for religious, charitable, scientific, literary, or educational purposes, or for the prevention of cruelty to children or animals. Complete Parts I, II, and III.
- ☐ For a section 501(c)(7), (8), or (10) organization filing Form 990 or 990-EZ that received from any one contributor, during the year, contributions for use *exclusively* for religious, charitable, etc., purposes, but these contributions did not total more than \$1,000. If this box is checked, enter here the total contributions that were received during the year for an *exclusively* religious, charitable, etc., purpose. Do not complete any of the parts unless the **General Rule** applies to this organization because it received *nonexclusively* religious, charitable, etc., contributions of \$5,000 or more during the year. ▶ \$ _____

Caution. An organization that is not covered by the General Rule and/or the Special Rules does not file Schedule B (Form 990, 990-EZ, or 990-PF), but it **must** answer “No” on Part IV, line 2, of its Form 990, or check the box on line H of its Form 990-EZ or on its Form 990PF, Part I, line 2, to certify that it does not meet the filing requirements of Schedule B (Form 990, 990-EZ, or 990-PF).

Part I Contributors (see instructions) Use duplicate copies of Part I if additional space is needed			
(a) No.	(b) Name, address, and ZIP + 4	(c) Total contributions	(d) Type of contribution
1	PAUL FELZEN CHARITABLE LEAD ANNUITY 641 LEXINGTON AVENUE 10TH FLOOR NEW YORK, NY 10021	\$ 90,000	Person <input checked="" type="checkbox"/> Payroll <input type="checkbox"/> Noncash <input type="checkbox"/> (Complete Part II for noncash contributions)
(a) No.	(b) Name, address, and ZIP + 4	(c) Total contributions	(d) Type of contribution
		\$	Person <input type="checkbox"/> Payroll <input type="checkbox"/> Noncash <input type="checkbox"/> (Complete Part II for noncash contributions)
(a) No.	(b) Name, address, and ZIP + 4	(c) Total contributions	(d) Type of contribution
		\$	Person <input type="checkbox"/> Payroll <input type="checkbox"/> Noncash <input type="checkbox"/> (Complete Part II for noncash contributions)
(a) No.	(b) Name, address, and ZIP + 4	(c) Total contributions	(d) Type of contribution
		\$	Person <input type="checkbox"/> Payroll <input type="checkbox"/> Noncash <input type="checkbox"/> (Complete Part II for noncash contributions)
(a) No.	(b) Name, address, and ZIP + 4	(c) Total contributions	(d) Type of contribution
		\$	Person <input type="checkbox"/> Payroll <input type="checkbox"/> Noncash <input type="checkbox"/> (Complete Part II for noncash contributions)
(a) No.	(b) Name, address, and ZIP + 4	(c) Total contributions	(d) Type of contribution
		\$	Person <input type="checkbox"/> Payroll <input type="checkbox"/> Noncash <input type="checkbox"/> (Complete Part II for noncash contributions)
(a) No.	(b) Name, address, and ZIP + 4	(c) Total contributions	(d) Type of contribution
		\$	Person <input type="checkbox"/> Payroll <input type="checkbox"/> Noncash <input type="checkbox"/> (Complete Part II for noncash contributions)

Name of organization THE LASKIN CHARITABLE FOUNDATION	Employer identification number 13-3245633
---	---

Part II	Noncash Property (see instructions) Use duplicate copies of Part II if additional space is needed		
(a) No. from Part I	(b) Description of noncash property given	(c) FMV (or estimate) (see instructions)	(d) Date received
_____	_____ _____ _____ _____	\$ _____	_____
(a) No. from Part I	(b) Description of noncash property given	(c) FMV (or estimate) (see instructions)	(d) Date received
_____	_____ _____ _____ _____	\$ _____	_____
(a) No. from Part I	(b) Description of noncash property given	(c) FMV (or estimate) (see instructions)	(d) Date received
_____	_____ _____ _____ _____	\$ _____	_____
(a) No. from Part I	(b) Description of noncash property given	(c) FMV (or estimate) (see instructions)	(d) Date received
_____	_____ _____ _____ _____	\$ _____	_____
(a) No. from Part I	(b) Description of noncash property given	(c) FMV (or estimate) (see instructions)	(d) Date received
_____	_____ _____ _____ _____	\$ _____	_____
(a) No. from Part I	(b) Description of noncash property given	(c) FMV (or estimate) (see instructions)	(d) Date received
_____	_____ _____ _____ _____	\$ _____	_____

Name of organization THE LASKIN CHARITABLE FOUNDATION	Employer identification number 13-3245633
---	---

Part III

Exclusively religious, charitable, etc., individual contributions to section 501(c)(7), (8), or (10) organizations that total more than \$1,000 for the year. Complete columns (a) through (e) and the following line entry

For organizations completing Part III, enter the total of *exclusively* religious, charitable, etc , contributions of **\$1,000 or less** for the year (Enter this information once See instructions) ▶ \$

Use duplicate copies of Part III if additional space is needed

(a) No. from Part I	(b) Purpose of gift	(c) Use of gift	(d) Description of how gift is held
—	<div></div> <div></div> <div></div>	<div></div> <div></div> <div></div>	<div></div> <div></div> <div></div>
	(e) Transfer of gift		
	Transferee's name, address, and ZIP 4		Relationship of transferor to transferee
<div></div> <div></div>		<div></div> <div></div> <div></div>	

(a) No. from Part I	(b) Purpose of gift	(c) Use of gift	(d) Description of how gift is held
—	<div></div> <div></div> <div></div>	<div></div> <div></div> <div></div>	<div></div> <div></div> <div></div>
	(e) Transfer of gift		
	Transferee's name, address, and ZIP 4		Relationship of transferor to transferee
<div></div> <div></div>		<div></div> <div></div> <div></div>	

(a) No. from Part I	(b) Purpose of gift	(c) Use of gift	(d) Description of how gift is held
—	<div></div> <div></div> <div></div>	<div></div> <div></div> <div></div>	<div></div> <div></div> <div></div>
	(e) Transfer of gift		
	Transferee's name, address, and ZIP 4		Relationship of transferor to transferee
<div></div> <div></div>		<div></div> <div></div> <div></div>	

(a) No. from Part I	(b) Purpose of gift	(c) Use of gift	(d) Description of how gift is held
—	<div></div> <div></div> <div></div>	<div></div> <div></div> <div></div>	<div></div> <div></div> <div></div>
	(e) Transfer of gift		
	Transferee's name, address, and ZIP 4		Relationship of transferor to transferee
<div></div> <div></div>		<div></div> <div></div> <div></div>	

TY 2013 Accounting Fees Schedule

Name: THE LASKIN CHARITABLE FOUNDATION

EIN: 13-3245633

Category	Amount	Net Investment Income	Adjusted Net Income	Disbursements for Charitable Purposes
ACCOUNTING FEES	25,000	25,000	25,000	25,000

Note: To capture the full content of this document, please select landscape mode (11" x 8.5") when printing.

TY 2013 Depreciation Schedule

Name: THE LASKIN CHARITABLE FOUNDATION

EIN: 13-3245633

Description of Property	Date Acquired	Cost or Other Basis	Prior Years' Depreciation	Computation Method	Rate / Life (# of years)	Current Year's Depreciation Expense	Net Investment Income	Adjusted Net Income	Cost of Goods Sold Not Included
-------------------------	---------------	---------------------	---------------------------	--------------------	--------------------------	-------------------------------------	-----------------------	---------------------	---------------------------------

TY 2013 Investments - Land Schedule**Name:** THE LASKIN CHARITABLE FOUNDATION**EIN:** 13-3245633

TY 2013 Investments - Other Schedule

Name: THE LASKIN CHARITABLE FOUNDATION

EIN: 13-3245633

Category/ Item	Listed at Cost or FMV	Book Value	End of Year Fair Market Value
MORGAN STANLEY 478-205608-841		7,666,268	7,862,576

TY 2013 Land, Etc. Schedule**Name:** THE LASKIN CHARITABLE FOUNDATION**EIN:** 13-3245633

TY 2013 Other Decreases Schedule

Name: THE LASKIN CHARITABLE FOUNDATION

EIN: 13-3245633

Description	Amount
ADJUSTMENT TO CASH BALANCE	5,990

TY 2013 Other Expenses Schedule**Name:** THE LASKIN CHARITABLE FOUNDATION**EIN:** 13-3245633

Description	Revenue and Expenses per Books	Net Investment Income	Adjusted Net Income	Disbursements for Charitable Purposes
MS 478-205608-841 INVEST FEES	49,031	49,031	49,031	49,031
MISCELLANEOUS EXPENSES	226	226	226	226
TRAVEL EXPENSES	24,473	24,473	24,473	24,473

TY 2013 Taxes Schedule**Name:** THE LASKIN CHARITABLE FOUNDATION**EIN:** 13-3245633

Category	Amount	Net Investment Income	Adjusted Net Income	Disbursements for Charitable Purposes
MS 478-205608-841 FOREIGN TAX	2,190	2,190	2,190	2,190
FEDERAL TAXES PAID IN 2013	14,000	14,000	14,000	14,000

Gain & Loss: Realized, 2013

As of 15:18 PM EST, 05/07/2014

LASKIN CHARITABLE**FOUNDATION, INC**

478-205608-841 Portfolio Management

Corp Account / Non Profit Corporation / MGR Portfolio Management Program

\$8,137,379.55 (prev close) / Reserved Prestige

LASKIN CHARITABLE**FOUNDATION, INC.**

641 LEXINGTON AVE., 10TH FLOOR

NEW YORK NY 10022-4503

(212) 288-3537 (H)

Morgan Stanley**SHORT TERM GAIN/LOSS**

SECURITY A	QUANTITY	DATE ACQUIRED	DATE SOLD	UNIT COST (\$)	TOTAL COST (\$)	ADJUSTED COST (\$)	WASH SALE COST ADJUST (\$)	PROCEEDS (\$)	WASH SALE LOSS DISALLOWED (\$)	G/L AMOUNT (\$)	HOLDING PERIOD
Accenture Plc Ireland C1 A G/L Amount											
\$15,255.73											
	2,400,000	10/12/2012	02/15/2013	69.64	167,143.68	167,143.68	-	171,269.27	-	4,125.59	short
	200,000	01/22/2013	03/15/2013	70.14	14,027.00	14,027.00	-	14,619.66	-	592.66	short
	2,400,000	02/19/2013	05/17/2013	74.14	177,941.28	177,941.28	-	188,314.17	-	10,372.89	short
	100,000	03/19/2013	05/17/2013	76.82	7,681.83	7,681.83	-	7,846.42	-	164.59	short
SubTotal	5,100,000			\$71.92	\$366,793.79	\$366,793.79	-	\$382,049.52	-	\$15,255.73	
Ace Ltd G/L Amount											
\$12,257.80											
	2,200,000	05/21/2013	11/15/2013	90.43	198,938.52	198,938.52	-	211,196.32	-	12,257.80	short
Ace Ltd 95,000 Aug C G/L Amount											
\$1,548.10											
	22,000	08/08/2013	05/21/2013	0.05	101.86	101.86	-	1,649.96	-	1,548.10	short
Ace Ltd 97,500 Nov C G/L Amount											
\$2,384.93											
	19,000	11/14/2013	07/23/2013	0.32	608.00	608.00	-	2,944.94	-	2,336.94	short
	1,000	11/14/2013	09/23/2013	0.32	32.00	32.00	-	79.99	-	47.99	short
SubTotal	20,000			\$0.32	\$640.00	\$640.00	-	\$3,024.93	-	\$2,384.93	
Apple Inc G/L Amount											
\$30,322.04											
	200,000	01/22/2013	12/20/2013	502.06	100,411.00	100,411.00	-	107,738.12	-	7,327.12	short
	100,000	04/23/2013	12/20/2013	405.24	40,524.00	40,524.00	-	53,869.06	-	13,345.06	short
	100,000	05/21/2013	12/20/2013	442.19	44,219.20	44,219.20	-	53,869.06	-	9,649.86	short
SubTotal	400,000			\$462.39	\$185,154.20	\$185,154.20	-	\$215,476.24	-	\$30,322.04	
Apple Inc 485,000 May C G/L Amount											
\$643.98											
	2,000	05/13/2013	04/10/2013	0.19	38.00	38.00	-	681.98	-	643.98	short
Apple Inc 500,000 Aug C G/L Amount											
\$3,546.49											
	60,000	08/07/2013	05/21/2013	0.25	150.00	150.00	-	3,695.49	-	3,545.49	short
Apple Inc 500,000 Jul C G/L Amount											
\$225.99											
	1,000	07/10/2013	04/29/2013	0.05	5.00	5.00	-	228.99	-	223.99	short
Apple Inc 500,000 May C G/L Amount											
\$2,039.95											

P - When there is a "P" next to a transaction, this indicates that you have provided the trade history for this transaction, it was not available through Morgan Stanley Smith Barney LLC records

H - Wash sale rules apply to this tax lot. The cost basis has been adjusted to account for disallowed loss of a related wash sale transaction for this covered security

W - Wash sale rules apply to this tax lot. Disallowed loss for covered securities will be reported on Form 1099-B for the current tax year.

I - This tax lot has been marked as inherited. Cost basis, acquisition date and holding period have been adjusted accordingly

G - This tax lot has been marked as a gift. Gift basis rules will apply at the time of sale

A - Information for this transaction reflects your requested adjustments to existing Morgan Stanley Smith Barney LLC trade history

B - This adjusted cost figure is for reference purposes only. It is based on the assumption that the deposit note value has not changed since the issuance. This assumption may not apply to you. Please review with your tax advisor on what is the best method for allocating cost basis for your account

E - This transaction was executed elsewhere and the securities were later transferred to your Morgan Stanley Smith Barney LLC account. The trade history for this transaction was provided to Morgan Stanley Smith Barney LLC by your prior financial institution

M - Options exercise and assignments include options premiums when determining the realized gain and loss.

Page 1 of 13

Gain & Loss: Realized: 2013

As of 15:18 PM EST, 05/07/2014

LASKIN CHARITABLE
FOUNDATION, INC.
478-205608-841 Portfolio Management

Morgan Stanley

SHORT TERM GAIN/LOSS

SECURITY A	QUANTITY	DATE ACQUIRED	DATE SOLD	UNIT COST (\$)	TOTAL COST (\$)	ADJUSTED COST (\$)	WASH SALE COST ADJUST (\$)	PROCEEDS(\$)	WASH SALE LOSS DISALLOWED (\$)	G/L AMOUNT (\$)	HOLDING PERIOD
	5 000	05/20/2013	03/11/2013	0.00	0.00	0.00	-	2,039.95	-	2,039.95	short
					Apple Inc 500,000 Oct C G/L Amount						
-\$443.01	10 000	10/18/2013	07/10/2013	7.25	725.00	725.00	-	281.99	-	-443.01	short
					Apple Inc 505 000 Oct C G/L Amount						
\$1,399.93	80 000	10/18/2013	08/07/2013	2.80	2,240.00	2,240.00	-	3,639.93	-	1,399.93	short
					Apple Inc 510,000 Apr C G/L Amount						
\$991.97	2 000	04/10/2013	02/05/2013	0.07	14.00	14.00	-	1,005.97	-	991.97	short
					Apple Inc 540 000 Aug C G/L Amount						
\$615.98	2 000	08/07/2013	05/13/2013	0.07	14.00	14.00	-	629.98	-	615.98	short
					Apple Inc 540,000 Feb C G/L Amount						
\$1,289.97	2 000	02/04/2013	01/22/2013	0.00	0.00	0.00	-	1,289.97	-	1,289.97	short
					Apple Inc 680,000 Mar C G/L Amount						
\$1,844.95	5 000	03/11/2013	12/18/2012	0.01	5.00	5.00	-	1,849.95	-	1,844.95	short
					At&T Inc G/L Amount						
-\$6,408.95	4,300,000	07/25/2012	04/05/2013	34.89	150,027.00	150,027.00	-	156,086.50	-	6,059.50	short
	2,000 000	01/22/2013	04/05/2013	33.66	67,312.40	67,312.40	-	70,698.41	-	3,386.01	short
	1,900 000	04/23/2013	09/17/2013	38.87	73,849.20	73,849.20	-	65,871.85	-	-7,977.35	short
	3,500 000	05/21/2013	09/17/2013	36.92	129,220.00	129,220.00	-	121,342.89	-	-7,877.11	short
SubTotal	11 700,000			\$36.93	\$420,408.60	\$420,408.60	-	\$413,999.65	-	-\$6,408.95	
					At&T Inc 37 000 Jan C G/L Amount						
\$3,654.91	43 000	01/14/2013	07/26/2012	0.01	43.00	43.00	-	3,697.91	-	3,654.91	short
					At&T Inc 38,000 Aug C G/L Amount						
\$1,714.96	35 000	08/07/2013	05/21/2013	0.02	70.00	70.00	-	1,784.96	-	1,714.96	short
					At&T Inc 38,000 Nov C G/L Amount						
\$863.98	54,000	09/16/2013	08/07/2013	0.05	270.00	270.00	-	1,133.98	-	863.98	short
					At&T Inc 39,000 Aug C G/L Amount						
\$702.98											

P - When there is a "P" next to a transaction, this indicates that you have provided the trade history for this transaction, it was not available through Morgan Stanley Smith Barney LLC records

H - Wash sale rules apply to this tax lot. The cost basis has been adjusted to account for disallowed loss of a related wash sale transaction for this covered security

W - Wash sale rules apply to this tax lot. Disallowed loss for covered securities will be reported on Form 1099-B for the current tax year

I - This tax lot has been marked as inherited. Cost basis, acquisition date and holding period have been adjusted accordingly

G - This tax lot has been marked as a gift. Gift basis rules will apply at the time of sale

A - Information for this transaction reflects your requested adjustments to existing Morgan Stanley Smith Barney LLC trade history

B - This adjusted cost figure is for reference purposes only. It is based on the assumption that the deposit note value has not changed since the issuance. This assumption may not apply to you. Please review with your tax advisor on what is the best method for allocating cost basis for your account.

E - This transaction was executed elsewhere and the securities were later transferred to your Morgan Stanley Smith Barney LLC account. The trade history for this transaction was provided to Morgan Stanley Smith Barney LLC by your prior financial institution.

M - Options exercise and assignments include options premiums when determining the realized gain and loss

Page 2 of 13

Gain & Loss: Realized: 2013

As of 15:18 PM EST, 05/07/2014

LASKIN CHARITABLE
FOUNDATION, INC.
478-205608-841 Portfolio Management

Morgan Stanley

SHORT TERM GAIN/LOSS										
SECURITY A	QUANTITY	DATE ACQUIRED	DATE SOLD	UNIT COST (\$)	TOTAL COST (\$)	ADJUSTED COST (\$)	WASH SALE COST ADJUST (\$)	PROCEEDS (\$)	WASH SALE LOSS DISALLOWED (\$)	G/L AMOUNT (\$) HOLDING PERIOD
	19,000	08/07/2013	04/24/2013	0.01	19.00	19.00		721.98		702.98 short
Baxter Intl Inc G/L Amount:										
\$14,167.89										
	3,000,000	10/12/2012	01/18/2013	60.86	182,567.70	182,567.70		196,735.59		14,167.89 short
Baxter Intl Inc 70,000 Mar C G/L Amount										
\$3,467.91										
	51,000	03/15/2013	01/22/2013	0.03	153.00	153.00		3,620.91		3,467.91 short
Baxter Intl Inc 72,500 May C G/L Amount										
\$631.98										
	4,000	05/14/2013	03/19/2013	0.05	20.00	20.00		651.98		631.98 short
Baxter Intl Inc 75,000 Aug C G/L Amount										
\$4,608.88										
	51,000	08/07/2013	05/13/2013	0.07	357.00	357.00		4,589.89		4,232.89 short
	4,000	08/07/2013	05/14/2013	0.07	28.00	28.00		403.99		375.99 short
SubTotal	55,000			\$0.07	\$385.00	\$385.00		\$4,993.88		\$4,608.88
Baxter Intl Inc 75,000 May C G/L Amount										
\$5,754.70										
	51,000	05/13/2013	03/15/2013	0.05	255.00	255.00		6,009.70		5,754.70 short
Baxter Intl Inc 75,000 Nov C G/L Amount										
\$6,476.57										
	55,000	11/12/2013	08/07/2013	0.01	55.00	55.00		6,475.58		6,420.58 short
	1,000	11/12/2013	09/23/2013	0.01	1.00	1.00		56.99		55.99 short
SubTotal	56,000			\$0.01	\$56.00	\$56.00		\$6,532.57		\$6,476.57
Blackrock Inc G/L Amount:										
\$9,963.23										
	600,000	04/23/2013	07/19/2013	258.59	155,153.88	155,153.88		165,117.11		9,963.23 short
Blackrock Inc 310,000 Jul C G/L Amount										
\$2,226.74										
	8,000	07/16/2013	05/21/2013	0.05	40.00	40.00		2,266.74		2,226.74 short
Blackrock Inc 310,000 Nov C G/L Amount										
\$74.99										
	1,000	11/13/2013	09/23/2013	0.05	5.00	5.00		79.99		74.99 short
Blackrock Inc 310,000 Oct C G/L Amount										
\$3,852.20										
	8,000	10/17/2013	07/16/2013	0.05	40.00	40.00		1,519.97		1,479.97 short
	6,000	10/17/2013	07/23/2013	0.05	30.00	30.00		2,402.23		2,372.23 short
SubTotal	14,000			\$0.05	\$70.00	\$70.00		\$3,922.20		\$3,852.20

P - When there is a "P" next to a transaction, this indicates that you have provided the trade history for this transaction. It was not available through Morgan Stanley Smith Barney LLC records.

H - Wash sale rules apply to this tax lot. The cost basis has been adjusted to account for disallowed loss of a related wash sale transaction for this covered security.

W - Wash sale rules apply to this tax lot. Disallowed loss for covered securities will be reported on Form 1099-B for the current tax year.

I - This tax lot has been marked as inherited. Cost basis, acquisition date and holding period have been adjusted accordingly.

G - This tax lot has been marked as a gift. Gift basis rules will apply at the time of sale.

A - Information for this transaction reflects your requested adjustments to existing Morgan Stanley Smith Barney LLC trade history.

B - This adjusted cost figure is for reference purposes only. It is based on the assumption that the deposit note value has not changed since the issuance. This assumption may not apply to you. Please review with your tax advisor on what is the best method for allocating cost basis for your account.

E - This transaction was executed elsewhere and the securities were later transferred to your Morgan Stanley Smith Barney LLC account. The trade history for this transaction was provided to Morgan Stanley Smith Barney LLC by your prior financial institution.

M - Options exercise and assignments include options premiums when determining the realized gain and loss.

Page 3 of 13

Gain & Loss: Realized: 2013

As of 15:18 PM EST, 05/07/2014

LASKIN CHARITABLE
FOUNDATION, INC.
478-205608-841 Portfolio Management

Morgan Stanley

SHORT TERM GAIN/LOSS

SECURITY A	QUANTITY	DATE ACQUIRED	DATE SOLD	UNIT COST (\$)	TOTAL COST (\$)	ADJUSTED COST (\$)	WASH SALE COST ADJUST (\$)	PROCEEDS (\$)	WASH SALE LOSS DISALLOWED (\$)	G/L AMOUNT (\$)	HOLDING PERIOD
Bristol Myers Squibb 47 000 Sep C G/L Amount:											
\$5 083.91	41,000	09/04/2013	06/25/2013	0.02	82.00	82.00	-	5,165.91	-	5 083.91	short
Bristol Myers Squibb Co G/L Amount:											
\$35,527.91	5,400,000	08/21/2012	03/15/2013	31.75	171,436.50	171,436.50	-	185,863.83	-	14,427.33	short
	2,500,000	03/19/2013	06/18/2013	39.03	97,568.00	97,568.00	-	101,523.22	-	3,955.22	short
	7,300,000	03/19/2013	06/21/2013	39.03	284,898.56	284,898.56	-	296,447.84	-	11,549.28	short
	300,000	06/25/2013	12/20/2013	45.45	13,636.26	13,636.26	-	14,513.74	-	877.48	short
	3,800,000	06/25/2013	12/30/2013	45.45	172,725.96	172,725.96	-	177,266.90	-	4,540.94	short
	300,000	09/23/2013	12/30/2013	46.06	13,817.10	13,817.10	-	13,994.76	-	177.66	short
SubTotal	19,600,000			\$38.47	\$754,082.38	\$754,082.38	-	\$789,610.29	-	\$35,527.91	
Chevron Corp G/L Amount:											
-\$2,588.84	2,700,000	09/25/2012	03/15/2013	116.95	315,751.87 W	315,751.87	-	313,341.58	2,410.29	-2,410.29	short
	200,000	09/25/2012	03/15/2013	116.95	23,390.66	23,390.66	-	23,212.11	-	-178.55	short
SubTotal	2,900,000			\$116.95	\$339,142.53	\$339,142.53	-	\$336,553.69	\$2,410.29	-\$2,588.84	
Chevron Corp 120.000 Mar C G/L Amount:											
\$214.99	5,000	03/15/2013	01/22/2013	0.05	25.00	25.00	-	239.99	-	214.99	short
Chevron Corp 125.000 Jun C G/L Amount:											
\$2,631.92	5,000	06/19/2013	03/15/2013	0.05	25.00	25.00	-	469.98	-	444.98	short
	27,000	06/19/2013	03/19/2013	0.05	135.00	135.00	-	2,321.94	-	2,186.94	short
SubTotal	32,000			\$0.05	\$160.00	\$160.00	-	\$2,791.92	-	\$2,631.92	
Chevron Corp 125.000 Sep C G/L Amount:											
\$4,927.89	32,000	09/20/2013	06/19/2013	0.30	960.00	960.00	-	5,887.89	-	4,927.89	short
Chevron Corp 130.000 Dec C G/L Amount:											
\$3,967.92	32,000	12/16/2013	09/20/2013	0.03	96.00	96.00	-	4,063.92	-	3,967.92	short
Chubb Corp G/L Amount:											
\$578.73	4,200,000	10/22/2012	02/15/2013	80.46	337,933.68	337,933.68	-	338,512.41	-	578.73	short
Chubb Corp 85.000 Jan C G/L Amount:											
\$2,257.66	42,000	01/14/2013	10/24/2012	0.03	126.00	126.00	-	2,383.86	-	2,257.66	short

P - When there is a "P" next to a transaction, this indicates that you have provided the trade history for this transaction, it was not available through Morgan Stanley Smith Barney LLC records

H - Wash sale rules apply to this tax lot. The cost basis has been adjusted to account for disallowed loss of a related wash sale transaction for this covered security

W - Wash sale rules apply to this tax lot. Disallowed loss for covered securities will be reported on Form 1099-B for the current tax year

I - This tax lot has been marked as inherited. Cost basis, acquisition date and holding period have been adjusted accordingly

G - This tax lot has been marked as a gift. Gift basis rules will apply at the time of sale

A - Information for this transaction reflects your requested adjustments to existing Morgan Stanley Smith Barney LLC trade history

B - This adjusted cost figure is for reference purposes only. It is based on the assumption that the deposit note value has not changed since the issuance. This assumption may not apply to you. Please review with your tax advisor on what is the best method for allocating cost basis for your account

E - This transaction was executed elsewhere and the securities were later transferred to your Morgan Stanley Smith Barney LLC account. The trade history for this transaction was provided to Morgan Stanley Smith Barney LLC by your prior financial institution

M - Options exercise and assignments include options premiums when determining the realized gain and loss

Page 4 of 13

Gain & Loss: Realized: 2013

As of 15:18 PM EST, 05/07/2014

LASKIN CHARITABLE
FOUNDATION, INC.
478-205608-841 Portfolio Management

Morgan Stanley

SHORT TERM GAIN/LOSS											
SECURITY A	QUANTITY	DATE ACQUIRED	DATE SOLD	UNIT COST (\$)	TOTAL COST (\$)	ADJUSTED COST (\$)	WASH SALE COST ADJUST (\$)	PROCEEDS (\$)	WASH SALE LOSS DISALLOWED (\$)	G/L AMOUNT (\$)	HOLDING PERIOD
Colgate Palmolive Co G/L Amount											
\$39,311.33											
	1,800,000	03/19/2013	05/17/2013	56.28	101,299.77 W	101,299.77	-	100,536.75	763.02	-763.02	short
	1,800,000	05/22/2012	05/17/2013	49.72	89,490.06	89,490.06	-	104,442.65	-	14,952.59	short
	1,600,000	05/22/2012	05/17/2013	49.72	79,546.72	79,546.72	-	89,366.00	-	9,819.28	short
	1,600,000	08/21/2012	05/17/2013	53.06	84,893.20	84,893.20	-	89,366.00	-	4,472.80	short
	1,800,000	03/23/2013	11/15/2013	62.24	112,037.58 H	112,037.58	763.02	114,484.85	-	2,447.27	short
	4,700,000	05/21/2013	11/15/2013	61.82	290,550.24	290,550.24	-	298,932.65	-	8,382.41	short
SubTotal	13,300,000			\$56.98	\$757,817.57	\$757,817.57	\$763.02	\$797,128.90	\$763.02	\$39,311.33	
Colgate Palmolive Co 65,000 Aug C G/L Amount:											
\$4,029.90											
	65,000	08/08/2013	05/21/2013	0.03	195.00	195.00	-	4,224.90	-	4,029.90	short
Colgate Palmolive Co 110,000 Feb C G/L Amount:											
\$3,099.93											
	14,000	02/12/2013	11/08/2012	0.10	140.00	140.00	-	1,875.96	-	1,735.96	short
	11,000	02/13/2013	11/08/2012	0.10	110.00	110.00	-	1,473.97	-	1,363.97	short
SubTotal	25,000			\$0.10	\$250.00	\$250.00	-	\$3,349.93	-	\$3,099.93	
Essex Property Trust 155,000 Jan C G/L Amount:											
\$2,999.93											
	20,000	01/18/2013	10/18/2012	0.05	100.00	100.00	-	3,099.93	-	2,999.93	short
Essex Property Trust 160,000 Mar C G/L Amount:											
\$2,469.94											
	26,000	03/15/2013	01/23/2013	0.05	130.00	130.00	-	2,599.94	-	2,469.94	short
Essex Property Trust Inc G/L Amount:											
\$1,968.30											
	600,000	01/22/2013	05/17/2013	153.12	91,869.60	91,869.60	-	93,837.90	-	1,968.30	short
Freeport McMoran Cp&G 38,000 Nov C G/L Amount:											
\$769.98											
	14,000	11/12/2013	05/14/2013	0.02	28.00	28.00	-	797.98	-	769.98	short
Freeport McMoran Cp&G 40,000 May C G/L Amount:											
\$755.98											
	14,000	05/14/2013	02/06/2013	0.02	28.00	28.00	-	783.98	-	755.98	short
Freeport McMoran Cp&G 41,000 Feb C G/L Amount:											
\$1,342.00											
	14,000	02/06/2013	11/28/2012	0.01	15.96	15.96	-	1,357.96	-	1,342.00	short
Goldman Sachs Grp Inc 165,000 Jul G G/L Amount:											
\$2,645.95											

P - When there is a "P" next to a transaction, this indicates that you have provided the trade history for this transaction, it was not available through Morgan Stanley Smith Barney LLC records

H - Wash sale rules apply to this tax lot. The cost basis has been adjusted to account for disallowed loss of a related wash sale transaction for this covered security

W - Wash sale rules apply to this tax lot. Disallowed loss for covered securities will be reported on Form 1099-B for the current tax year.

I - This tax lot has been marked as inherited. Cost basis, acquisition date and holding period have been adjusted accordingly

G - This tax lot has been marked as a gift. Gift basis rules will apply at the time of sale

A - Information for this transaction reflects your requested adjustments to existing Morgan Stanley Smith Barney LLC trade history

B - This adjusted cost figure is for reference purposes only. It is based on the assumption that the deposit note value has not changed since the issuance. This assumption may not apply to you. Please review with your tax advisor on what is the best method for allocating cost basis for your account

E - This transaction was executed elsewhere and the securities were later transferred to your Morgan Stanley Smith Barney LLC account. The trade history for this transaction was provided to Morgan Stanley Smith Barney LLC by your prior financial institution

M - Options exercise and assignments include options premiums when determining the realized gain and loss

Page 5 of 13

Gain & Loss: Realized: 2013

As of 15:18 PM EST, 05/07/2014

LASKIN CHARITABLE
FOUNDATION, INC.
478-205608-841 Portfolio Management

Morgan Stanley

SHORT TERM GAIN/LOSS											
SECURITY	QUANTITY	DATE ACQUIRED	DATE SOLD	UNIT COST (\$)	TOTAL COST (\$)	ADJUSTED COST (\$)	WASH SALE COST ADJUST (\$)	PROCEEDS (\$)	WASH SALE LOSS DISALLOWED (\$)	G/L AMOUNT (\$)	HOLDING PERIOD
	6,000	07/16/2013	05/28/2013	0.32	192.00	192.00	-	2,837.95	-	2,645.95	short
					Goldman Sachs Grp Inc 170.000 Oct C G/L Amount:						
\$2,081.96	6,000	10/17/2013	07/17/2013	0.04	24.00	24.00	-	2,105.96	-	2,081.96	short
					Honeywell Internation 77.500 Jun C G/L Amount:						
\$453.86	52,000	06/21/2013	03/19/2013	0.70	3,654.04	3,654.04	-	4,107.90	-	453.86	short
					Honeywell International Inc G/L Amount:						
\$85,676.38	1,500,000	12/26/2012	02/20/2013	64.24	96,359.25	96,359.25	-	102,585.09	-	6,225.84	short
	400,000	12/26/2012	03/15/2013	64.24	25,695.80	25,695.80	-	28,295.36	-	2,599.56	short
	3,500,000	12/26/2012	03/15/2013	64.24	224,836.25	224,836.25	-	239,365.23	-	14,526.98	short
	400,000	01/22/2013	03/15/2013	68.37	27,346.68	27,346.68	-	27,356.03	-	9.35	short
	5,200,000	03/19/2013	09/20/2013	74.21	385,880.56	385,880.56	-	427,744.55	-	41,863.99	short
	4,700,000	09/23/2013	12/20/2013	64.48	397,047.07	397,047.07	-	417,399.73	-	20,352.66	short
SubTotal	15,700,000			\$73.71	\$1,157,167.61	\$1,157,167.61	-	\$1,242,745.99	-	\$85,578.38	
					Intl Business Machine 200.000 Oct C G/L Amount:						
\$181.32	1,000	10/17/2013	08/07/2013	0.01	1.00	1.00	-	182.32	-	181.32	short
					Intl Business Machine 205.000 Apr C G/L Amount:						
\$2,987.93	18,000	04/19/2013	01/15/2013	0.03	54.00	54.00	-	3,041.93	-	2,987.93	short
					Intl Business Machine 205.000 Dec C G/L Amount:						
\$233.99	2,000	10/23/2013	09/23/2013	0.15	30.00	30.00	-	263.99	-	233.99	short
					Intl Business Machine 205.000 Jan C G/L Amount:						
\$3,365.92	18,000	01/15/2013	10/23/2012	0.03	54.00	54.00	-	3,419.92	-	3,365.92	short
					Intl Business Machine 205.000 Jul C G/L Amount:						
\$2,519.94	18,000	07/18/2013	04/23/2013	0.05	90.00	90.00	-	2,609.94	-	2,519.94	short
					Intl Business Machine 210.000 Oct C G/L Amount:						
\$3,642.23	18,000	10/17/2013	07/18/2013	0.01	18.00	18.00	-	3,660.23	-	3,642.23	short
					Intl Business Machine 220.000 Aug C G/L Amount:						
\$257.99	1,000	08/07/2013	05/21/2013	0.03	3.00	3.00	-	260.99	-	257.99	short

P - When there is a "P" next to a transaction, this indicates that you have provided the trade history for this transaction, it was not available through Morgan Stanley Smith Barney LLC records

H - Wash sale rules apply to this tax lot. The cost basis has been adjusted to account for disallowed loss of a related wash sale transaction for this covered security

W - Wash sale rules apply to this tax lot. Disallowed loss for covered securities will be reported on Form 1099-B for the current tax year

I - This tax lot has been marked as inherited. Cost basis, acquisition date and holding period have been adjusted accordingly

G - This tax lot has been marked as a gift. Gift basis rules will apply at the time of sale

A - Information for this transaction reflects your requested adjustments to existing Morgan Stanley Smith Barney LLC trade history.

B - This adjusted cost figure is for reference purposes only. It is based on the assumption that the deposit note value has not changed since the issuance. This assumption may not apply to you. Please review with your tax advisor on what is the best method for allocating cost basis for your account.

E - This transaction was executed elsewhere and the securities were later transferred to your Morgan Stanley Smith Barney LLC account. The trade history for this transaction was provided to Morgan Stanley Smith Barney LLC by your prior financial institution

M - Options exercise and assignments include options premiums when determining the realized gain and loss

Page 6 of 13

Gain & Loss: Realized: 2013

As of 15 18 PM EST, 05/07/2014

LASKIN CHARITABLE
FOUNDATION, INC.
478-205608-841 Portfolio Management

Morgan Stanley

SHORT-TERM GAIN/LOSS

SECURITY A	QUANTITY	DATE ACQUIRED	DATE SOLD	UNIT COST (\$)	TOTAL COST (\$)	ADJUSTED COST (\$)	WASH SALE COST ADJUST (\$)	PROCEEDS (\$)	WASH SALE LOSS DISALLOWED (\$)	G/L AMOUNT (\$)	HOLDING PERIOD
Intl Business Machines Corp G/L Amount											
-\$6,771.36											
	100,000	05/21/2013	10/23/2013	209.19	20,919.40	20,919.40	-	17,512.75	-	-3,406.65	short
	200,000	09/23/2013	10/23/2013	191.95	38,390.20	38,390.20	-	35,025.49	-	-3,364.71	short
SubTotal	300,000			\$197.70	\$59,309.60	\$59,309.60	-	\$52,538.24	-	-\$6,771.36	
Jpmorgan Chase & Co G/L Amount:											
\$27,996.72											
	1,900,000	03/20/2012	02/15/2013	44.76	85,042.67	85,042.67	-	82,287.15	-	-2,755.52	short
	4,800,000	03/20/2012	03/15/2013	44.76	214,844.64	214,844.64	-	223,099.00	-	8,254.36	short
	400,000	03/20/2012	03/15/2013	44.76	17,903.72	17,903.72	-	16,591.58	-	687.86	short
	1,900,000	07/25/2012	03/15/2013	35.00	66,500.00	66,500.00	-	88,310.02	-	21,810.02	short
SubTotal	9,000,000			\$42.70	\$384,291.03	\$384,291.03	-	\$412,287.75	-	\$27,996.72	
Jpmorgan Chase & Co 52,500 Jun C G/L Amount											
\$4,157.89											
	77,000	06/21/2013	03/19/2013	0.08	616.00	616.00	-	4,773.89	-	4,157.89	short
Jpmorgan Chase & Co 55,000 Dec C G/L Amount:											
\$462.60											
	77,000	12/17/2013	09/16/2013	1.15	8,855.00	8,855.00	-	9,317.60	-	462.60	short
Jpmorgan Chase & Co 55,000 Sep C G/L Amount:											
\$7,699.85											
	77,000	09/16/2013	06/21/2013	0.05	385.00	385.00	-	8,084.85	-	7,699.85	short
L Brands Inc Com G/L Amount											
\$36,713.69											
	4,500,000	01/23/2013	05/17/2013	47.13	212,085.00 W	212,085.00	-	210,145.29	1,939.71	-1,939.71	short
	2,500,000	03/18/2013	05/17/2013	45.11	112,775.00	112,775.00	-	116,747.38	-	3,972.38	short
	1,600,000	03/19/2013	05/17/2013	44.25	70,798.56	70,798.56	-	74,718.33	-	3,919.77	short
	4,500,000	01/27/2013	08/16/2013	52.34	235,509.06 H	235,509.06	1,939.71	252,486.08	-	16,977.02	short
	3,200,000	05/21/2013	08/16/2013	51.90	166,093.76	166,093.76	-	179,545.65	-	13,451.89	short
	100,000	08/21/2013	11/15/2013	60.33	6,032.54	6,032.54	-	6,364.88	-	332.34	short
SubTotal	16,400,000			\$48.98	\$803,293.32	\$803,293.32	\$1,939.71	\$840,007.51	\$1,939.71	\$36,713.69	
L Brands Inc Com 65,000 Nov C G/L Amount:											
\$6,174.88											
	65,000	11/15/2013	08/21/2013	0.10	650.00	650.00	-	6,824.88	-	6,174.88	short
Limited Brands Inc 50,000 Mar C G/L Amount:											
\$1,574.95											
	45,000	03/11/2013	01/23/2013	0.05	225.00	225.00	-	1,799.95	-	1,574.95	short

P - When there is a "P" next to a transaction, this indicates that you have provided the trade history for this transaction, it was not available through Morgan Stanley Smith Barney LLC records.

H - Wash sale rules apply to this tax lot. The cost basis has been adjusted to account for disallowed loss of a related wash sale transaction for this covered security.

W - Wash sale rules apply to this tax lot. Disallowed loss for covered securities will be reported on Form 1099-B for the current tax year.

I - This tax lot has been marked as inherited. Cost basis, acquisition date and holding period have been adjusted accordingly.

G - This tax lot has been marked as a gift. Gift basis rules will apply at the time of sale.

A - Information for this transaction reflects your requested adjustments to existing Morgan Stanley Smith Barney LLC trade history.

B - This adjusted cost figure is for reference purposes only. It is based on the assumption that the deposit note value has not changed since the issuance. This assumption may not apply to you. Please review with your tax advisor on what is the best method for allocating cost basis for your account.

E - This transaction was executed elsewhere and the securities were later transferred to your Morgan Stanley Smith Barney LLC account. The trade history for this transaction was provided to Morgan Stanley Smith Barney LLC by your prior financial institution.

M - Options exercise and assignments include options premiums when determining the realized gain and loss.

Page 7 of 13

Gain & Loss: Realized: 2013

As of 15:18 PM EST, 05/07/2014

LASKIN CHARITABLE
FOUNDATION, INC.
478-205608-841 Portfolio Management

Morgan Stanley

SHORT TERM GAIN/LOSS

SECURITY ▲	QUANTITY	DATE ACQUIRED	DATE SOLD	UNIT COST (\$)	TOTAL COST (\$)	ADJUSTED COST (\$)	WASH SALE COST ADJUST (\$)	PROCEEDS (\$)	WASH SALE LOSS DISALLOWED (\$)	G/L AMOUNT (\$)	HOLDING PERIOD
Lord Abbett Sht Duration Inc F G/L Amount											
-5859.89											
	10,752.688	01/23/2013	01/29/2013	4.65	49,999.89	49,999.89	-	50,000.00	-	0.11	short
	10,752.688	01/23/2013	02/01/2013	4.65	49,999.89	49,999.89	-	50,000.00	-	0.11	short
	10,752.689	01/23/2013	07/22/2013	4.65	49,999.90	49,999.90	-	49,139.79	-	-860.11	short
SubTotal	32,258.065			\$4.65	\$149,999.68	\$149,999.68	-	\$149,139.79	-	-\$859.89	
Mc Donalds Corp G/L Amount											
-461.74											
	300.000	03/20/2012	03/15/2013	97.22	29,165.10	29,165.10	-	28,703.36	-	-461.74	short
Mc Donalds Corp 97.500 Jan C G/L Amount											
\$2,903.93											
	33.000	01/14/2013	09/17/2012	0.02	66.00	66.00	-	2,969.93	-	2,903.93	short
Microsoft Corp G/L Amount											
-30,163.77											
	6,000.000	03/20/2012	03/18/2013	31.89	191,336.40	191,336.40	-	168,567.42	-	-22,768.98	short
	2,700.000	08/21/2012	03/18/2013	30.80	83,154.60	83,154.60	-	75,855.34	-	-7,299.26	short
	100.000	10/12/2012	03/18/2013	29.05	2,904.99	2,904.99	-	2,809.46	-	-95.53	short
SubTotal	8,800.000			\$31.52	\$277,395.99	\$277,395.99	-	\$247,232.22	-	-\$30,163.77	
Microsoft Corp 29.000 Apr C G/L Amount											
\$11.99											
	1.000	03/18/2013	01/14/2013	0.22	22.00	22.00	-	33.99	-	11.99	short
Microsoft Corp 30.000 Jan C G/L Amount											
\$35.99											
	1.000	01/14/2013	10/26/2012	0.01	1.00	1.00	-	36.99	-	35.99	short
Microsoft Corp 30.000 May C G/L Amount											
\$956.94											
	87.000	03/18/2013	02/12/2013	0.16	1,392.00	1,392.00	-	2,348.94	-	956.94	short
Microsoft Corp 31.000 Feb C G/L Amount											
\$3,479.92											
	87.000	02/12/2013	11/12/2012	0.01	87.00	87.00	-	3,566.92	-	3,479.92	short
Nextera Energy Inc Co 35.000 Dec C G/L Amount											
\$1,909.95											
	24.000	12/18/2013	09/17/2013	0.05	120.00	120.00	-	1,919.96	-	1,799.96	short
	1.000	12/18/2013	09/23/2013	0.05	5.00	5.00	-	114.99	-	109.99	short
SubTotal	25.000			\$0.05	\$125.00	\$125.00	-	\$2,034.95	-	\$1,909.95	
Philip Morris Intl In 92.500 Mar C G/L Amount											
\$3,107.92											

P - When there is a "P" next to a transaction, this indicates that you have provided the trade history for this transaction, it was not available through Morgan Stanley Smith Barney LLC records

H - Wash sale rules apply to this tax lot. The cost basis has been adjusted to account for disallowed loss of a related wash sale transaction for this covered security

W - Wash sale rules apply to this tax lot. Disallowed loss for covered securities will be reported on Form 1099-B for the current tax year

I - This tax lot has been marked as inherited. Cost basis, acquisition date and holding period have been adjusted accordingly

G - This tax lot has been marked as a gift. Gift basis rules will apply at the time of sale

A - Information for this transaction reflects your requested adjustments to existing Morgan Stanley Smith Barney LLC trade history

B - This adjusted cost figure is for reference purposes only. It is based on the assumption that the deposit note value has not changed since the issuance. This assumption may not apply to you. Please review with your tax advisor on what is the best method for allocating cost basis for your account

E - This transaction was executed elsewhere and the securities were later transferred to your Morgan Stanley Smith Barney LLC account. The trade history for this transaction was provided to Morgan Stanley Smith Barney LLC by your prior financial institution

M - Options exercise and assignments include options premiums when determining the realized gain and loss

Page 8 of 13

Gain & Loss: Realized: 2013

As of 15:18 PM EST, 05/07/2014

LASKIN CHARITABLE
FOUNDATION, INC.
478-205508-841 Portfolio Management

Morgan Stanley

SHORT TERM GAIN/LOSS

SECURITY ▲	QUANTITY	DATE ACQUIRED	DATE SOLD	UNIT COST (\$)	TOTAL COST (\$)	ADJUSTED COST (\$)	WASH SALE COST ADJUST (\$)	PROCEEDS(\$)	WASH SALE LOSS DISALLOWED (\$)	G/L AMOUNT (\$)	HOLDING PERIOD
	37 000	03/14/2013	01/22/2013	0 05	185 00	185 00	-	3,292 92	-	3,107 92	short
					Philip Morris Intl In 92 500 Sep C G/L Amount:						
\$5 451.90	47 000	09/04/2013	06/21/2013	0 03	141 00	141 00	-	5,592 90	-	5,451 90	short
					Philip Morris Intl In 95.000 Jun C G/L Amount:						
\$4 699 88	37 000	06/21/2013	03/14/2013	0 02	74 00	74 00	-	3,773 91	-	3,699 91	short
	10 000	06/21/2013	03/14/2013	0 02	20 00	20 00	-	1,019 97	-	999 97	short
SubTotal	47 000			\$0 02	\$94 00	\$94 00	-	\$4,793.88	-	\$4,699 88	
					Philip Morris Intl In 95.000 Mar C G/L Amount:						
\$809.98	10,000	03/14/2013	11/26/2012	0 03	30 00	30 00	-	839 98	-	809 98	short
					Qualcomm Inc 67 500 Oct C G/L Amount:						
-\$234 82	30 000	10/18/2013	06/17/2013	1 19	3,570 00	3 570 00	-	3,179 94	-	-390 06	short
	31 000	10/18/2013	08/07/2013	1 19	3,689 00	3,689 00	-	3,844 24	-	155 24	short
SubTotal	61 000			\$1 19	\$7 269 00	\$7,269 00	-	\$7 024 18	-	-\$234 82	
					Qualcomm inc 70.000 Aug C G/L Amount:						
\$3 192.92	31 000	08/07/2013	05/21/2013	0 03	93 00	93 00	-	3,285 92	-	3 192 92	short
					Qualcomm Inc 70 000 Jun C G/L Amount:						
\$2 223.54	30 000	06/17/2013	03/19/2013	0 02	56 40	56 40	-	2,279 94	-	2 223 54	short
					Seadrill Ltd G/L Amount:						
-\$7,062 72	800 000	09/13/2012	05/17/2013	40 41	32 329 92 W	32 329 92	-	30,759 30	1,570 62	-1 570 62	short
	200 000	09/13/2012	05/17/2013	40 41	8 082 48	8 082 48	-	7,689 82	-	-392 66	short
	800 000	09/13/2012	07/19/2013	40 41	32,329 92	32,329 92	-	33,919 40	-	1,589 48	short
	2,200 000	09/13/2012	09/04/2013	40 41	88 907 28 W	88 907 28	-	84,478 52	4,428 76	-4,428 76	short
	100 000	01/22/2013	09/04/2013	38 64	3 864 10 W	3,864 10	-	3,839 93	24 17	-24 17	short
	800 000	09/17/2012	09/04/2013	42 56	34 049 18 W,H	34,049 18	1 570 62	30 719 46	3,329 72	-3,329 72	short
	1 000 000	03/19/2013	09/04/2013	37 31	37,305 60	37 305 60	-	38,399 33	-	1,093 73	short
SubTotal	5 900 000			\$40 15	\$236 868.48	\$236,868.48	\$1 570 62	\$229,805 76	\$9,353 27	-\$7 062 72	
					Seadrill Ltd 40.000 Apr C G/L Amount:						
\$2,064.94	40 000	04/15/2013	01/17/2013	0 05	200 00	200 00	-	2,199 95	-	1,999 95	short
	1 000	04/15/2013	01/22/2013	0 05	5 00	5 00	-	69 99	-	64 99	short

P - When there is a "P" next to a transaction, this indicates that you have provided the trade history for this transaction, it was not available through Morgan Stanley Smith Barney LLC records

H - Wash sale rules apply to this tax lot. The cost basis has been adjusted to account for disallowed loss of a related wash sale transaction for this covered security.

W - Wash sale rules apply to this tax lot. Disallowed loss for covered securities will be reported on Form 1099-B for the current tax year

I - This tax lot has been marked as inherited. Cost basis, acquisition date and holding period have been adjusted accordingly.

G - This tax lot has been marked as a gift. Gift basis rules will apply at the time of sale

A - Information for this transaction reflects your requested adjustments to existing Morgan Stanley Smith Barney LLC trade history.

B - This adjusted cost figure is for reference purposes only. It is based on the assumption that the deposit note value has not changed since the issuance. This assumption may not apply to you. Please review with your tax advisor on what is the best method for allocating cost basis for your account

E - This transaction was executed elsewhere and the securities were later transferred to your Morgan Stanley Smith Barney LLC account. The trade history for this transaction was provided to Morgan Stanley Smith Barney LLC by your prior financial institution

M - Options exercise and assignments include options premiums when determining the realized gain and loss

Page 9 of 13

Gain & Loss: Realized: 2013

As of 16:18 PM EST, 05/07/2014

LASKIN CHARITABLE
FOUNDATION, INC.
478-205608-841 Portfolio Management

Morgan Stanley

SHORT TERM GAIN/LOSS

SECURITY ▲	QUANTITY	DATE ACQUIRED	DATE SOLD	UNIT COST (\$)	TOTAL COST (\$)	ADJUSTED COST (\$)	WASH SALE COST ADJUST (\$)	PROCEEDS(\$)	WASH SALE LOSS DISALLOWED (\$)	G/L AMOUNT (\$)	HOLDING PERIOD
SubTotal	41.000			\$0.05	\$205.00	\$205.00	-	\$2,269.94	-	\$2,064.94	
					Seadrill Ltd 42.860 Jan C G/L Amount						
\$1,599.95	40.000	01/17/2013	10/16/2012	0.05	200.00	200.00	-	1,799.95	-	1,599.95	short
					Seadrill Ltd 45.000 Nov C G/L Amount						
\$4,719.96	43.000	11/12/2013	09/23/2013	0.05	215.00	215.00	-	1,934.96	-	1,719.96	short
					Sempra Energy G/L Amount						
\$26,847.54	4,500.000	07/25/2012	01/18/2013	69.20	311,400.00	311,400.00	-	317,467.86	-	6,067.86	short
	800.000	12/27/2012	02/15/2013	71.00	56,799.92	56,799.92	-	58,654.68	-	1,854.76	short
	5,000.000	01/22/2013	03/15/2013	73.91	369,559.00	369,559.00	-	379,197.00	-	9,638.00	short
	1,700.000	03/19/2013	05/08/2013	78.87	134,071.69	134,071.69	-	137,293.67	-	3,221.98	short
	3,200.000	03/19/2013	05/17/2013	78.87	252,370.24	252,370.24	-	258,435.16	-	6,064.92	short
SubTotal	15,200.000			\$73.96	\$1,124,200.85	\$1,124,200.85	-	\$1,151,048.39	-	\$26,847.54	
					Sempra Energy 85.000 Jul C G/L Amount						
\$3,660.34	48.000	07/18/2013	05/21/2013	0.45	2,147.52	2,147.52	-	5,807.86	-	3,660.34	short
					Sempra Energy 87.500 Oct C G/L Amount						
-\$7,412.29	48.000	10/18/2013	07/18/2013	3.10	14,880.00	14,880.00	-	7,467.71	-	-7,412.29	short
					Telus Corp New 35.000 Dec C G/L Amount						
\$9,774.31	115.000	12/20/2013	10/23/2013	0.05	575.00	575.00	-	10,349.81	-	9,774.81	short
					Total S A Spn A dr 62.500 Feb C G/L Amount						
\$1,466.11	35.000	02/15/2013	11/08/2012	0.08	283.85	283.85	-	1,749.95	-	1,466.11	short
					Total S A Spn A dr 52.500 May C G/L Amount						
\$1,860.20	35.000	05/14/2013	02/15/2013	0.05	175.00	175.00	-	2,035.20	-	1,860.20	short
					Transocean Ltd 55.000 Feb C G/L Amount						
-\$460.02	10.000	02/15/2013	11/06/2012	1.19	1,190.00	1,190.00	-	729.98	-	-460.02	short
					Transocean Ltd 50.000 Aug C G/L Amount						
\$999.97	10.000	08/07/2013	05/13/2013	0.03	30.00	30.00	-	1,029.97	-	999.97	short

P - When there is a "P" next to a transaction, this indicates that you have provided the trade history for this transaction. It was not available through Morgan Stanley Smith Barney LLC records.

Page 10 of 13

H - Wash sale rules apply to this tax lot. The cost basis has been adjusted to account for disallowed loss of a related wash sale transaction for this covered security.

W - Wash sale rules apply to this tax lot. Disallowed loss for covered securities will be reported on Form 1099-B for the current tax year.

I - This tax lot has been marked as inherited. Cost basis, acquisition date and holding period have been adjusted accordingly.

G - This tax lot has been marked as a gift. Gift basis rules will apply at the time of sale.

A - Information for this transaction reflects your requested adjustments to existing Morgan Stanley Smith Barney LLC trade history.

B - This adjusted cost figure is for reference purposes only. It is based on the assumption that the deposit note value has not changed since the issuance. This assumption may not apply to you. Please review with your tax advisor on what is the best method for allocating cost basis for your account.

E - This transaction was executed elsewhere and the securities were later transferred to your Morgan Stanley Smith Barney LLC account. The trade history for this transaction was provided to Morgan Stanley Smith Barney LLC by your prior financial institution.

M - Options exercise and assignments include options premiums when determining the realized gain and loss.

Gain & Loss: Realized: 2013

As of 15.18 PM EST, 05/07/2014

LASKIN CHARITABLE
FOUNDATION, INC.
478-205608-841 Portfolio Management

Morgan Stanley

SHORT TERM GAIN/LOSS										
SECURITY	QUANTITY	DATE ACQUIRED	DATE SOLD	UNIT COST (\$)	TOTAL COST (\$)	ADJUSTED COST (\$)	WASH SALE COST ADJUST (\$)	PROCEEDS(\$)	WASH SALE LOSS DISALLOWED (\$)	G/L AMOUNT (\$) (HOLDING PERIOD)
Transocean Ltd 60 000 May C G/L Amount										
\$1,609.96	10 000	05/13/2013	02/15/2013	0.05	50.00	50.00	-	1,659.96	-	1,609.96 short
United Technologies C 55,000 Apr C G/L Amount										
\$2,520.35	42 000	04/17/2013	02/19/2013	0.11	462.00	462.00	-	2,982.35	-	2,520.35 short
United Technologies C 110,000 Nov C G/L Amount										
\$2,735.94	38 000	11/13/2013	08/21/2013	0.05	190.00	190.00	-	2,925.94	-	2,735.94 short
United Technologies Corp G/L Amount										
\$55,162.90	4 200 000	08/20/2012	02/12/2013	80.04	336,181.02	336,181.02	-	361,317.90	-	25,136.88 short
	4,200 000	02/19/2013	05/14/2013	90.85	381,589.74	381,589.74	-	403,577.77	-	21,988.03 short
	4,100 000	05/21/2013	08/13/2013	97.73	400,687.67	400,687.67	-	418,725.66	-	18,037.99 short
SubTotal	12 500 000			\$89.48	\$1 118,458.43	\$1 118 458.43	-	\$1,183 621.33	-	\$65,162.90
V F Corporation G/L Amount										
\$113,209.57	100 000	05/23/2012	05/17/2013	140.89	14,089.49	14,089.49	-	17,739.59	-	3,650.10 short
	1,100 000	05/23/2012	05/17/2013	140.89	154,984.39	154,984.39	-	185,070.85	-	30,086.46 short
	1,100 000	08/21/2012	05/17/2013	149.76	164,737.76	164,737.76	-	185,070.85	-	20,333.09 short
	100 000	03/19/2013	05/17/2013	163.85	16,385.35	16,385.35	-	16,824.62	-	439.27 short
	2,200 000	05/21/2013	11/15/2013	185.06	407,141.24	407,141.24	-	465,841.89	-	58,700.65 short
SubTotal	4,600 000			\$164.64	\$757 338.23	\$757,338.23	-	\$870 547.80	-	\$113 209.57
V F Corporation 165 000 Feb C G/L Amount										
\$7,221.83	23 000	02/15/2013	11/14/2012	0.05	115.00	115.00	-	7,336.83	-	7,221.83 short
V F Corporation 195 000 Aug C G/L Amount										
\$8 183.81	22 000	08/19/2013	05/21/2013	0.00	0.00	0.00	-	8,183.81	-	8 183.81 short
Williams Co Inc G/L Amount										
\$47 381.65	10,000 000	08/21/2012	05/17/2013	32.46	324,610.00	324,610.00	-	371,991.65	-	47,381.65 short
Williams Co Inc 34,000 Feb C G/L Amount										
-\$179.03	101 000	02/15/2013	11/12/2012	1.15	11,615.00	11,615.00	-	11,435.97	-	-179.03 short
Williams Co Inc 36,000 Oct C G/L Amount										
\$5,377.43										

P - When there is a "P" next to a transaction, this indicates that you have provided the trade history for this transaction, it was not available through Morgan Stanley Smith Barney LLC records.

H - Wash sale rules apply to this tax lot. The cost basis has been adjusted to account for disallowed loss of a related wash sale transaction for this covered security.

W - Wash sale rules apply to this tax lot. Disallowed loss for covered securities will be reported on Form 1099-B for the current tax year.

I - This tax lot has been marked as inherited. Cost basis, acquisition date and holding period have been adjusted accordingly.

G - This tax lot has been marked as a gift. Gift basis rules will apply at the time of sale.

A - Information for this transaction reflects your requested adjustments to existing Morgan Stanley Smith Barney LLC trade history.

B - This adjusted cost figure is for reference purposes only. It is based on the assumption that the deposit note value has not changed since the issuance. This assumption may not apply to you. Please review with your tax advisor on what is the best method for allocating cost basis for your account.

E - This transaction was executed elsewhere and the securities were later transferred to your Morgan Stanley Smith Barney LLC account. The trade history for this transaction was provided to Morgan Stanley Smith Barney LLC by your prior financial institution.

M - Options exercise and assignments include options premiums when determining the realized gain and loss.

Page 11 of 13

Gain & Loss: Realized: 2013

As of 15:18 PM EST, 05/07/2014

LASKIN CHARITABLE
FOUNDATION, INC.
478-205608-841 Portfolio Management

Morgan Stanley

SHORT TERM GAIN/LOSS

SECURITY▲	QUANTITY	DATE ACQUIRED	DATE SOLD	UNIT COST (\$)	TOTAL COST (\$)	ADJUSTED COST (\$)	WASH SALE COST ADJUST (\$)	PROCEEDS(\$)	WASH SALE LOSS DISALLOWED (\$)	G/L AMOUNT (\$)	HOLDING PERIOD
	71 000	10/18/2013	07/23/2013	0.12	852.00	852.00	-	6,229.43	-	5,377.43	short
					Williams Co Inc 37 000 Jun C G/L Amount:						
\$5,733.86	61 000	06/18/2013	03/19/2013	0.03	183.00	183.00	-	5,918.86	-	5,733.86	short
					Williams Co Inc 38 000 Nov C G/L Amount:						
\$7,165.56	61 000	11/06/2013	06/18/2013	0.04	244.00	244.00	-	4,405.34	-	4,161.34	short
	38 000	11/06/2013	08/08/2013	0.04	152.00	152.00	-	3,156.22	-	3,004.22	short
SubTotal	99.000			\$0.04	\$396.00	\$396.00	-	\$7,561.56	-	\$7,165.56	
					Williams Co Inc 39.000 Aug C G/L Amount:						
\$3,951.90	38.000	08/08/2013	05/21/2013	0.07	266.00	266.00	-	4,217.90	-	3,951.90	short
					Yum Brands Inc G/L Amount						
\$959.74	1 000 000	01/22/2013	10/23/2013	65.71	65,705.50	65,705.50	-	66,665.24	-	959.74	short
					Yum Brands Inc 72 500 Apr C G/L Amount:						
\$5,229.87	50 000	04/15/2013	01/15/2013	0.02	100.00	100.00	-	4,799.89	-	4,699.89	short
	10 000	04/15/2013	01/22/2013	0.02	20.00	20.00	-	549.98	-	529.98	short
SubTotal	60 000			\$0.02	\$120.00	\$120.00	-	\$5,349.87	-	\$5,229.87	
					Yum Brands Inc 72 500 Jan C G/L Amount:						
\$12,274.72	50 000	01/14/2013	10/18/2012	0.02	96.00	96.00	-	12,370.72	-	12,274.72	short
					Yum Brands Inc 72 500 Jul C G/L Amount						
\$6,136.64	60 000	07/18/2013	04/15/2013	0.17	1,003.20	1,003.20	-	7,139.84	-	6,136.64	short
					Yum Brands Inc 75 000 Oct C G/L Amount						
\$11,640.39	60 000	10/09/2013	07/18/2013	0.03	180.00	180.00	-	11,820.39	-	11,640.39	short
Short Term Total					\$10,345,013.70	\$10,345,013.70	\$4,273.35	\$11,100,437.26	\$14,466.29	\$755,423.66	

LONG TERM GAIN/LOSS

SECURITY▲	QUANTITY	DATE ACQUIRED	DATE SOLD	UNIT COST (\$)	TOTAL COST (\$)	ADJUSTED COST (\$)	WASH SALE COST ADJUST (\$)	PROCEEDS(\$)	WASH SALE LOSS DISALLOWED (\$)	G/L AMOUNT (\$)	HOLDING PERIOD
					Apple Inc G/L Amount:						
-\$72,484.74	500 000	09/25/2012	12/20/2013	683.66	341,830.05 W	341,830.05	-	269,345.31	72,484.74	-72,484.74	long

P - When there is a "P" next to a transaction, this indicates that you have provided the trade history for this transaction. It was not available through Morgan Stanley Smith Barney LLC records.

H - Wash sale rules apply to this tax lot. The cost basis has been adjusted to account for disallowed loss of a related wash sale transaction for this covered security.

W - Wash sale rules apply to this tax lot. Disallowed loss for covered securities will be reported on Form 1099-B for the current tax year.

I - This tax lot has been marked as inherited. Cost basis, acquisition date and holding period have been adjusted accordingly.

G - This tax lot has been marked as a gift. Gift basis rules will apply at the time of sale.

A - Information for this transaction reflects your requested adjustments to existing Morgan Stanley Smith Barney LLC trade history.

B - This adjusted cost figure is for reference purposes only. It is based on the assumption that the deposit note value has not changed since the issuance. This assumption may not apply to you. Please review with your tax advisor on what is the best method for allocating cost basis for your account.

E - This transaction was executed elsewhere and the securities were later transferred to your Morgan Stanley Smith Barney LLC account. The trade history for this transaction was provided to Morgan Stanley Smith Barney LLC by your prior financial institution.

M - Options exercise and assignments include options premiums when determining the realized gain and loss.

Page 12 of 13

Gain & Loss: Realized: 2013

As of 15:18 PM EST, 05/07/2014

LASKIN CHARITABLE
FOUNDATION, INC.
478-205608-841 Portfolio Management

Morgan Stanley

LONG TERM GAIN/LOSS

SECURITY ▲	QUANTITY	DATE ACQUIRED	DATE SOLD	UNIT COST (\$)	TOTAL COST (\$)	ADJUSTED COST (\$)	WASH SALE COST ADJUST (\$)	PROCEEDS(\$)	WASH SALE LOSS DISALLOWED (\$)	G/L AMOUNT (\$)	HOLDING PERIOD
Bristol Myers Squibb Co G/L Amount											
\$1,238.49	3,000,000	01/05/2012	03/15/2013	34.01	102,019.20	102,019.20	-	103,257.69	-	1,238.49	long
Essex Property Trust Inc G/L Amount											
\$660.38	2,000,000	04/24/2012	05/17/2013	156.07	312,132.60	312,132.60	-	312,792.98	-	660.38	long
Goldman Sachs Grp Inc G/L Amount											
-\$2,106.77	100,000	12/20/2010	01/28/2013	165.54	16,553.64	16,553.64	-	14,446.87	-	-2,106.77	long
Intl Business Machines Corp G/L Amount											
-\$48,807.81	1,800,000	04/24/2012	10/23/2013	202.24	364,037.22	364,037.22	-	315,229.41	-	-48,807.81	long
Mc Donalds Corp G/L Amount											
-\$10,796.25	3,000,000	12/21/2011	03/15/2013	99.28	297,829.80	297,829.80	-	287,033.55	-	-10,796.25	long
Total S A Spun Adr G/L Amount											
-\$20,246.20	1,000,000	01/25/2011	05/23/2013	58.23	58,226.30	58,226.30	-	51,020.91	-	-7,205.39	long
	2,500,000	01/25/2011	07/22/2013	58.23	145,565.75	145,565.75	-	132,524.94	-	-13,040.81	long
SubTotal	3,500,000			\$58.23	\$203,792.05	\$203,792.05	-	\$182,545.85	-	-\$20,246.20	
Williams Co Inc G/L Amount											
\$541.06	100,000	03/20/2012	05/17/2013	31.79	3,178.86	3,178.86	-	3,719.92	-	541.06	long
Yum Brands Inc G/L Amount											
-\$35,228.80	5,000,000	04/24/2012	10/23/2013	73.71	368,555.00	368,555.00	-	333,326.20	-	-35,228.80	long
Long Term Total					\$2,009,928.42	\$2,009,928.42	-	\$1,822,697.78	\$72,484.74	-\$187,230.64	
Grand Total					\$12,354,942.12	\$12,354,942.12	\$4,273.35	\$12,923,135.04	\$86,951.03	\$568,192.92	

The gain and loss information is provided for informational purposes only, is not a substitute 1099 form (or any other appropriate tax form) and should not be used for tax preparation. Unrealized gain and loss values are estimates and should be independently verified. Morgan Stanley does not provide tax advice. We recommend that you contact your tax advisor to determine the appropriate use of this information. Past performance does not guarantee future returns.

Gain and loss information is calculated based upon uniform standards and does not account for each individual client's particular circumstances such as the existence of hedging transactions or constructive sales. Although we make every effort to adjust the cost basis for securities' capital changes, we do not adjust the cost basis for all events. Contact your Financial Advisor for guidance on particular questions.

For accounts with Choice Select pricing, the commissions paid on your eligible equity and option purchases and sales are applied to the Total Cost on a monthly basis.

With respect to estimated gains and losses for listed equity options, we have taken into account option premiums paid or received and, in respect to multiple purchases and/or sales, calculated cost using an average unit price for all like positions.

We are not responsible for any gain and loss information provided by you or another financial institution; you are responsible for ensuring the accuracy of such information. Whether provided by you, another financial institution or Morgan Stanley, it is your responsibility to ensure the accuracy of all of the Estimated Gain and Loss information.

For clients wishing to make versus purchase sales that information needs to be conveyed at the time of the sale. Unless you tell us otherwise, we use first in first out (FIFO) accounting.

P - When there is a "P" next to a transaction, this indicates that you have provided the trade history for this transaction; it was not available through Morgan Stanley Smith Barney LLC records.

H - Wash sale rules apply to this tax lot. The cost basis has been adjusted to account for disallowed loss of a related wash sale transaction for this covered security.

W - Wash sale rules apply to this tax lot. Disallowed loss for covered securities will be reported on Form 1099-B for the current tax year.

I - This tax lot has been marked as inherited. Cost basis, acquisition date and holding period have been adjusted accordingly.

G - This tax lot has been marked as a gift. Gift basis rules will apply at the time of sale.

A - Information for this transaction reflects your requested adjustments to existing Morgan Stanley Smith Barney LLC trade history.

B - This adjusted cost figure is for reference purposes only. It is based on the assumption that the deposit note value has not changed since the issuance. This assumption may not apply to you. Please review with your tax advisor on what is the best method for allocating cost basis for your account.

E - This transaction was executed elsewhere and the securities were later transferred to your Morgan Stanley Smith Barney LLC account. The trade history for this transaction was provided to Morgan Stanley Smith Barney LLC by your prior financial institution.

M - Options exercise and assignments include options premiums when determining the realized gain and loss.

Page 13 of 13