



See a Social Security Number? Say Something!
Report Privacy Problems to <https://public.resource.org/privacy>
Or call the IRS Identity Theft Hotline at 1-800-908-4490



Form

990-PF

Department of the Treasury
Internal Revenue Service

Return of Private Foundation

or Section 4947(a)(1) Trust Treated as Private Foundation

Do not enter Social Security numbers on this form as it may be made public. By law, the IRS cannot redact the information on the form.

Information about Form 990-PF and its instructions is at www.irs.gov/form990pf.

OMB No 1545-0052



















2013

Open to Public Inspection





For calendar year 2013, or tax year beginning 01-01-2013 , and ending 12-31-2013

Name of foundation TRUST FOR MUTUAL UNDERSTANDING c/o Rockefeller Trust Company NA % ROCKEFELLER TRUST COMPANYN		A Employer identification number 13-3212724	
Number and street (or P O box number if mail is not delivered to street address) 10 Rockefeller Plaza 3rd Floor Suite		B Telephone number (see instructions) (212) 549-5544	
City or town, state or province, country, and ZIP or foreign postal code NEW YORK, NY 10020		C If exemption application is pending, check here <input type="checkbox"/>	
G Check all that apply <div><input type="checkbox"/> Initial return <input type="checkbox"/> Final return <input type="checkbox"/> Address change</div> <div><input type="checkbox"/> Initial return of a former public charity <input type="checkbox"/> Amended return <input type="checkbox"/> Name change</div>		D 1. Foreign organizations, check here <input type="checkbox"/> 2. Foreign organizations meeting the 85% test, check here and attach computation <input type="checkbox"/>	
H Check type of organization <input checked="" type="checkbox"/> Section 501(c)(3) exempt private foundation <input type="checkbox"/> Section 4947(a)(1) nonexempt charitable trust <input type="checkbox"/> Other taxable private foundation		E If private foundation status was terminated under section 507(b)(1)(A), check here <input type="checkbox"/>	
I Fair market value of all assets at end of year (from Part II, col. (c), line 16)▶\$ 41,944,320	J Accounting method <input checked="" type="checkbox"/> Cash <input type="checkbox"/> Accrual <input type="checkbox"/> Other (specify) _____ (Part I, column (d) must be on cash basis.)	F If the foundation is in a 60-month termination under section 507(b)(1)(B), check here <input type="checkbox"/>	

Part I Analysis of Revenue and Expenses <small>(The total of amounts in columns (b), (c), and (d) may not necessarily equal the amounts in column (a) (see instructions))</small>		(a) Revenue and expenses per books	(b) Net investment income	(c) Adjusted net income	(d) Disbursements for charitable purposes (cash basis only)
Revenue	1 Contributions, gifts, grants, etc , received (attach schedule)	0			
	2 Check <input type="checkbox"/> if the foundation is not required to attach Sch B				
	3 Interest on savings and temporary cash investments				
	4 Dividends and interest from securities.	688,747	688,747		
	5a Gross rents				
	b Net rental income or (loss) _____				
	6a Net gain or (loss) from sale of assets not on line 10	2,636,687			
	b Gross sales price for all assets on line 6a 16,647,583				
	7 Capital gain net income (from Part IV, line 2) . . .		2,635,646		
	8 Net short-term capital gain				
	9 Income modifications				
	10a Gross sales less returns and allowances				
	b Less Cost of goods sold				
	c Gross profit or (loss) (attach schedule)				
	11 Other income (attach schedule)	6,509	707		
	12 Total. Add lines 1 through 11	3,331,943	3,325,100		
Operating and Administrative Expenses	13 Compensation of officers, directors, trustees, etc	289,180			289,180
	14 Other employee salaries and wages	61,209			61,209
	15 Pension plans, employee benefits	156,700			156,700
	16a Legal fees (attach schedule)				
	b Accounting fees (attach schedule)				
	c Other professional fees (attach schedule)	240,447	77,843		162,604
	17 Interest				
	18 Taxes (attach schedule) (see instructions)	79,725	34,702		
	19 Depreciation (attach schedule) and depletion . . .				
	20 Occupancy	77,569			77,569
	21 Travel, conferences, and meetings	152,171			152,171
	22 Printing and publications				
	23 Other expenses (attach schedule)	182,990	62,278		120,837
	24 Total operating and administrative expenses. Add lines 13 through 23	1,239,991	174,823		1,020,270
	25 Contributions, gifts, grants paid	1,912,408			1,912,408
	26 Total expenses and disbursements. Add lines 24 and 25	3,152,399	174,823		2,932,678
	27 Subtract line 26 from line 12				
	a Excess of revenue over expenses and disbursements	179,544			
	b Net investment income (if negative, enter -0-)		3,150,277		
	c Adjusted net income (if negative, enter -0-) . . .				

Part II Balance Sheets		Attached schedules and amounts in the description column should be for end-of-year amounts only (See instructions)	Beginning of year	End of year	
			(a) Book Value	(b) Book Value	(c) Fair Market Value
Assets	1	Cash—non-interest-bearing			
	2	Savings and temporary cash investments	1,375,910	1,948,226	1,948,226
	3	Accounts receivable  102,210			
		Less allowance for doubtful accounts  _____	88,870	102,210	102,243
	4	Pledges receivable  _____			
		Less allowance for doubtful accounts  _____			
	5	Grants receivable			
	6	Receivables due from officers, directors, trustees, and other disqualified persons (attach schedule) (see instructions)			
	7	Other notes and loans receivable (attach schedule)  _____			
		Less allowance for doubtful accounts  _____			
	8	Inventories for sale or use			
	9	Prepaid expenses and deferred charges			
	10a	Investments—U S and state government obligations (attach schedule)	2,142,947 	2,791,532	2,772,996
	b	Investments—corporate stock (attach schedule)	15,558,969 	17,572,743	26,389,818
	c	Investments—corporate bonds (attach schedule).	6,061,960 	4,115,459	4,131,862
	11	Investments—land, buildings, and equipment basis  _____			
		Less accumulated depreciation (attach schedule)  _____			
	12	Investments—mortgage loans			
	13	Investments—other (attach schedule)	4,513,117 	3,406,623	6,599,175
	14	Land, buildings, and equipment basis  _____			
		Less accumulated depreciation (attach schedule)  _____			
	15	Other assets (describe  _____)			
	16	Total assets (to be completed by all filers—see the instructions Also, see page 1, item I)	29,741,773	29,936,793	41,944,320
Liabilities	17	Accounts payable and accrued expenses			
	18	Grants payable			
	19	Deferred revenue			
	20	Loans from officers, directors, trustees, and other disqualified persons			
	21	Mortgages and other notes payable (attach schedule)			
	22	Other liabilities (describe  _____)			
	23	Total liabilities (add lines 17 through 22)		0	
Net Assets or Fund Balances		Foundations that follow SFAS 117, check here  <input type="checkbox"/> and complete lines 24 through 26 and lines 30 and 31.			
	24	Unrestricted			
	25	Temporarily restricted			
	26	Permanently restricted			
		Foundations that do not follow SFAS 117, check here  <input checked="" type="checkbox"/> and complete lines 27 through 31.			
	27	Capital stock, trust principal, or current funds	29,741,773	29,936,793	
	28	Paid-in or capital surplus, or land, bldg , and equipment fund			
	29	Retained earnings, accumulated income, endowment, or other funds			
	30	Total net assets or fund balances (see page 17 of the instructions)	29,741,773	29,936,793	
	31	Total liabilities and net assets/fund balances (see page 17 of the instructions)	29,741,773	29,936,793	

Part III Analysis of Changes in Net Assets or Fund Balances

1	Total net assets or fund balances at beginning of year—Part II, column (a), line 30 (must agree with end-of-year figure reported on prior year’s return)	1	29,741,773
2	Enter amount from Part I, line 27a	2	179,544
3	Other increases not included in line 2 (itemize)  _____ 	3	25,207
4	Add lines 1, 2, and 3	4	29,946,524
5	Decreases not included in line 2 (itemize)  _____ 	5	9,731
6	Total net assets or fund balances at end of year (line 4 minus line 5)—Part II, column (b), line 30	6	29,936,793

Part IV Capital Gains and Losses for Tax on Investment Income

(a) List and describe the kind(s) of property sold (e g , real estate, 2-story brick warehouse, or common stock, 200 shs MLC Co)		(b) How acquired P—Purchase D—Donation	(c) Date acquired (mo , day, yr)	(d) Date sold (mo , day, yr)
1a	See Additional Data Table			
b				
c				
d				
e				

(e) Gross sales price	(f) Depreciation allowed (or allowable)	(g) Cost or other basis plus expense of sale	(h) Gain or (loss) (e) plus (f) minus (g)
a See Additional Data Table			
b			
c			
d			
e			

Complete only for assets showing gain in column (h) and owned by the foundation on 12/31/69			(l) Gains (Col (h) gain minus col (k), but not less than -0-) or Losses (from col (h))
(i) F M V as of 12/31/69	(j) Adjusted basis as of 12/31/69	(k) Excess of col (i) over col (j), if any	
a See Additional Data Table			
b			
c			
d			
e			

2	Capital gain net income or (net capital loss)	{ If gain, also enter in Part I, line 7 If (loss), enter -0- in Part I, line 7 }	2	2,635,646
3	Net short-term capital gain or (loss) as defined in sections 1222(5) and (6) If gain, also enter in Part I, line 8, column (c) (see instructions) If (loss), enter -0- in Part I, line 8	}	3	

Part V Qualification Under Section 4940(e) for Reduced Tax on Net Investment Income

(For optional use by domestic private foundations subject to the section 4940(a) tax on net investment income)

If section 4940(d)(2) applies, leave this part blank

Was the foundation liable for the section 4942 tax on the distributable amount of any year in the base period? ☐ Yes ☒ No

If "Yes," the foundation does not qualify under section 4940(e) Do not complete this part

1 Enter the appropriate amount in each column for each year, see page 18 of the instructions before making any entries

(a) Base period years Calendar year (or tax year beginning in)	(b) Adjusted qualifying distributions	(c) Net value of noncharitable-use assets	(d) Distribution ratio (col (b) divided by col (c))
2012	2,694,782	36,160,951	0 074522
2011	4,278,382	37,688,943	0 113518
2010	4,757,934	38,108,809	0 124851
2009	4,869,699	36,487,035	0 133464
2008	5,361,898	49,108,515	0 109185

2	Total of line 1, column (d).	2	0 55554
3	Average distribution ratio for the 5-year base period—divide the total on line 2 by 5, or by the number of years the foundation has been in existence if less than 5 years	3	0 111108
4	Enter the net value of noncharitable-use assets for 2013 from Part X, line 5.	4	38,621,799
5	Multiply line 4 by line 3.	5	4,291,191
6	Enter 1% of net investment income (1% of Part I, line 27b).	6	31,503
7	Add lines 5 and 6.	7	4,322,694
8	Enter qualifying distributions from Part XII, line 4. If line 8 is equal to or greater than line 7, check the box in Part VI, line 1b, and complete that part using a 1% tax rate See the Part VI instructions	8	2,932,678

Part VI Excise Tax Based on Investment Income (Section 4940(a), 4940(b), 4940(e), or 4948—see page 18 of the instructions)

1a	Exempt operating foundations described in section 4940(d)(2), check here <input type="checkbox"/> and enter "N/A" on line 1		
	Date of ruling or determination letter _____ (attach copy of letter if necessary—see instructions)		
b	Domestic foundations that meet the section 4940(e) requirements in Part V, check here <input type="checkbox"/> and enter 1% of Part I, line 27b	1	63,006
c	All other domestic foundations enter 2% of line 27b Exempt foreign organizations enter 4% of Part I, line 12, col (b)		
2	Tax under section 511 (domestic section 4947(a)(1) trusts and taxable foundations only Others enter -0-)	2	
3	Add lines 1 and 2.	3	63,006
4	Subtitle A (income) tax (domestic section 4947(a)(1) trusts and taxable foundations only Others enter -0-)	4	
5	Tax based on investment income. Subtract line 4 from line 3 If zero or less, enter -0-	5	63,006
6	Credits/Payments		
a	2013 estimated tax payments and 2012 overpayment credited to 2013	6a	94,499
b	Exempt foreign organizations—tax withheld at source	6b	
c	Tax paid with application for extension of time to file (Form 8868)	6c	
d	Backup withholding erroneously withheld	6d	
7	Total credits and payments Add lines 6a through 6d.	7	94,499
8	Enter any penalty for underpayment of estimated tax Check here <input type="checkbox"/> if Form 2220 is attached	8	
9	Tax due. If the total of lines 5 and 8 is more than line 7, enter amount owed	9	
10	Overpayment. If line 7 is more than the total of lines 5 and 8, enter the amount overpaid.	10	31,493
11	Enter the amount of line 10 to be Credited to 2014 estimated tax 31,493 Refunded	11	

Part VII-A Statements Regarding Activities

1a	During the tax year, did the foundation attempt to influence any national, state, or local legislation or did it participate or intervene in any political campaign? <input checked="" type="checkbox"/>	1a	Yes	No
b	Did it spend more than \$100 during the year (either directly or indirectly) for political purposes (see page 19 of the instructions for definition)?	1b		No
	If the answer is "Yes" to 1a or 1b, attach a detailed description of the activities and copies of any materials published or distributed by the foundation in connection with the activities.			
c	Did the foundation file Form 1120-POL for this year?.	1c		No
d	Enter the amount (if any) of tax on political expenditures (section 4955) imposed during the year (1) On the foundation \$ (2) On foundation managers \$			
e	Enter the reimbursement (if any) paid by the foundation during the year for political expenditure tax imposed on foundation managers \$			
2	Has the foundation engaged in any activities that have not previously been reported to the IRS?	2		No
	If "Yes," attach a detailed description of the activities.			
3	Has the foundation made any changes, not previously reported to the IRS, in its governing instrument, articles of incorporation, or bylaws, or other similar instruments? If "Yes," attach a conformed copy of the changes <input checked="" type="checkbox"/>	3		No
4a	Did the foundation have unrelated business gross income of \$1,000 or more during the year?.	4a	Yes	
b	If "Yes," has it filed a tax return on Form 990-T for this year?.	4b	Yes	
5	Was there a liquidation, termination, dissolution, or substantial contraction during the year?	5		No
	If "Yes," attach the statement required by General Instruction T. <input checked="" type="checkbox"/>			
6	Are the requirements of section 508(e) (relating to sections 4941 through 4945) satisfied either <ul style="list-style-type: none">By language in the governing instrument, orBy state legislation that effectively amends the governing instrument so that no mandatory directions that conflict with the state law remain in the governing instrument?	6	Yes	
7	Did the foundation have at least \$5,000 in assets at any time during the year? If "Yes," complete Part II, col. (c), and Part XV.	7	Yes	
8a	Enter the states to which the foundation reports or with which it is registered (see instructions) <input checked="" type="checkbox"/> NY			
b	If the answer is "Yes" to line 7, has the foundation furnished a copy of Form 990-PF to the Attorney General (or designate) of each state as required by General Instruction G? If "No," attach explanation .	8b	Yes	
9	Is the foundation claiming status as a private operating foundation within the meaning of section 4942(j)(3) or 4942(j)(5) for calendar year 2013 or the taxable year beginning in 2013 (see instructions for Part XIV)? If "Yes," complete Part XIV	9		No
10	Did any persons become substantial contributors during the tax year? If "Yes," attach a schedule listing their names and addresses.	10		No

Part VII-A

Statements Regarding Activities *(continued)*

11	At any time during the year, did the foundation, directly or indirectly, own a controlled entity within the meaning of section 512(b)(13)? If "Yes," attach schedule (see instructions).	11		No
12	Did the foundation make a distribution to a donor advised fund over which the foundation or a disqualified person had advisory privileges? If "Yes," attach statement (see instructions)	12		No
13	Did the foundation comply with the public inspection requirements for its annual returns and exemption application?	13	Yes	
Website address ▶TMUNY.ORG				
14	The books are in care of ▶ROCKEFELLER TRUST COMPANYNA Telephone no ▶(212) 549-5544 Located at ▶10 ROCKEFELLER PL 3RD FL New York NY ZIP +4 ▶10020			
15	Section 4947(a)(1) nonexempt charitable trusts filing Form 990-PF in lieu of Form 1041 —Check here ▶ <input type="checkbox"/> and enter the amount of tax-exempt interest received or accrued during the year ▶	15		
16	At any time during calendar year 2013, did the foundation have an interest in or a signature or other authority over a bank, securities, or other financial account in a foreign country?	16	Yes	No
See instructions for exceptions and filing requirements for Form TD F 90-22.1 If "Yes", enter the name of the foreign country ▶				

Part VII-B

Statements Regarding Activities for Which Form 4720 May Be Required

File Form 4720 if any item is checked in the "Yes" column, unless an exception applies.			Yes	No
1a	During the year did the foundation (either directly or indirectly) (1) Engage in the sale or exchange, or leasing of property with a disqualified person? <input type="checkbox"/> Yes <input checked="" type="checkbox"/> No (2) Borrow money from, lend money to, or otherwise extend credit to (or accept it from) a disqualified person?. <input type="checkbox"/> Yes <input checked="" type="checkbox"/> No (3) Furnish goods, services, or facilities to (or accept them from) a disqualified person? <input type="checkbox"/> Yes <input checked="" type="checkbox"/> No (4) Pay compensation to, or pay or reimburse the expenses of, a disqualified person? <input checked="" type="checkbox"/> Yes <input type="checkbox"/> No (5) Transfer any income or assets to a disqualified person (or make any of either available for the benefit or use of a disqualified person)?. <input type="checkbox"/> Yes <input checked="" type="checkbox"/> No (6) Agree to pay money or property to a government official? (Exception. Check "No" if the foundation agreed to make a grant to or to employ the official for a period after termination of government service, if terminating within 90 days). <input type="checkbox"/> Yes <input checked="" type="checkbox"/> No			
b	If any answer is "Yes" to 1a(1)–(6), did any of the acts fail to qualify under the exceptions described in Regulations section 53.4941(d)-3 or in a current notice regarding disaster assistance (see page 20 of the instructions)?. . . Organizations relying on a current notice regarding disaster assistance check here. ▶ <input type="checkbox"/>	1b		No
c	Did the foundation engage in a prior year in any of the acts described in 1a, other than excepted acts, that were not corrected before the first day of the tax year beginning in 2013?.	1c		No
2	Taxes on failure to distribute income (section 4942) (does not apply for years the foundation was a private operating foundation defined in section 4942(j)(3) or 4942(j)(5))			
a	At the end of tax year 2013, did the foundation have any undistributed income (lines 6d and 6e, Part XIII) for tax year(s) beginning before 2013?. <input type="checkbox"/> Yes <input checked="" type="checkbox"/> No If "Yes," list the years ▶ 20____, 20____, 20____, 20____			
b	Are there any years listed in 2a for which the foundation is not applying the provisions of section 4942(a)(2) (relating to incorrect valuation of assets) to the year's undistributed income? (If applying section 4942(a)(2) to all years listed, answer "No" and attach statement—see instructions).	2b		No
c	If the provisions of section 4942(a)(2) are being applied to any of the years listed in 2a, list the years here ▶ 20____, 20____, 20____, 20____			
3a	Did the foundation hold more than a 2% direct or indirect interest in any business enterprise at any time during the year?. <input type="checkbox"/> Yes <input checked="" type="checkbox"/> No			
b	If "Yes," did it have excess business holdings in 2013 as a result of (1) any purchase by the foundation or disqualified persons after May 26, 1969, (2) the lapse of the 5-year period (or longer period approved by the Commissioner under section 4943(c)(7)) to dispose of holdings acquired by gift or bequest, or (3) the lapse of the 10-, 15-, or 20-year first phase holding period? (<i>Use Schedule C, Form 4720, to determine if the foundation had excess business holdings in 2013.</i>).	3b		
4a	Did the foundation invest during the year any amount in a manner that would jeopardize its charitable purposes?	4a		No
b	Did the foundation make any investment in a prior year (but after December 31, 1969) that could jeopardize its charitable purpose that had not been removed from jeopardy before the first day of the tax year beginning in 2013?	4b		No

Part VII-B

Statements Regarding Activities for Which Form 4720 May Be Required (continued)

5a

During the year did the foundation pay or incur any amount to

(1) Carry on propaganda, or otherwise attempt to influence legislation (section 4945(e))?

☐ Yes ☒ No

(2) Influence the outcome of any specific public election (see section 4955), or to carry on, directly or indirectly, any voter registration drive?

☐ Yes ☒ No

(3) Provide a grant to an individual for travel, study, or other similar purposes?

☐ Yes ☒ No

(4) Provide a grant to an organization other than a charitable, etc , organization described in section 509(a)(1), (2), or (3), or section 4940(d)(2)? (see instructions).

☒ Yes ☐ No

(5) Provide for any purpose other than religious, charitable, scientific, literary, or educational purposes, or for the prevention of cruelty to children or animals?

☐ Yes ☒ No

b

If any answer is "Yes" to 5a(1)–(5), did **any** of the transactions fail to qualify under the exceptions described in Regulations section 53.4945 or in a current notice regarding disaster assistance (see instructions)?

5b

No

Organizations relying on a current notice regarding disaster assistance check here. ☒

c

If the answer is "Yes" to question 5a(4), does the foundation claim exemption from the tax because it maintained expenditure responsibility for the grant?

☒ Yes ☐ No

If "Yes," attach the statement required by Regulations section 53.4945–5(d).

6a

Did the foundation, during the year, receive any funds, directly or indirectly, to pay premiums on a personal benefit contract?

☐ Yes ☒ No

b

Did the foundation, during the year, pay premiums, directly or indirectly, on a personal benefit contract?

6b

No

If "Yes" to 6b, file Form 8870.

7a

At any time during the tax year, was the foundation a party to a prohibited tax shelter transaction?

☐ Yes ☒ No

b

If yes, did the foundation receive any proceeds or have any net income attributable to the transaction?

7b

Part VIII

Information About Officers, Directors, Trustees, Foundation Managers, Highly Paid Employees, and Contractors

1

List all officers, directors, trustees, foundation managers and their compensation (see instructions).

(a) Name and address	(b) Title, and average hours per week devoted to position	(c) Compensation (If not paid, enter -0-)	(d) Contributions to employee benefit plans and deferred compensation	(e) Expense account, other allowances
See Additional Data Table				

2

Compensation of five highest-paid employees (other than those included on line 1—see instructions). If none, enter "NONE."

(a) Name and address of each employee paid more than \$50,000	(b) Title, and average hours per week devoted to position	(c) Compensation	(d) Contributions to employee benefit plans and deferred compensation	(e) Expense account, other allowances

Total number of other employees paid over \$50,000.

Form 990-PF (2013)

Part VIII

Information About Officers, Directors, Trustees, Foundation Managers, Highly Paid Employees, and Contractors (continued)

3 Five highest-paid independent contractors for professional services (see instructions). If none, enter "NONE".		
(a) Name and address of each person paid more than \$50,000	(b) Type of service	(c) Compensation
Total number of others receiving over \$50,000 for professional services.		

Part IX-A

Summary of Direct Charitable Activities

List the foundation's four largest direct charitable activities during the tax year. Include relevant statistical information such as the number of organizations and other beneficiaries served, conferences convened, research papers produced, etc	Expenses
1 N/A	
2	
3	
4	

Part IX-B

Summary of Program-Related Investments (see instructions)

Describe the two largest program-related investments made by the foundation during the tax year on lines 1 and 2	Amount
1	
2	
All other program-related investments. See page 24 of the instructions	
3	
Total. Add lines 1 through 3	

Part X

Minimum Investment Return (All domestic foundations must complete this part. Foreign foundations, see instructions.)

1	Fair market value of assets not used (or held for use) directly in carrying out charitable, etc , purposes		
a	Average monthly fair market value of securities.	1a	37,551,628
b	Average of monthly cash balances.	1b	1,658,320
c	Fair market value of all other assets (see instructions).	1c	0
d	Total (add lines 1a, b, and c).	1d	39,209,948
e	Reduction claimed for blockage or other factors reported on lines 1a and 1c (attach detailed explanation).	1e	
2	Acquisition indebtedness applicable to line 1 assets.	2	0
3	Subtract line 2 from line 1d.	3	39,209,948
4	Cash deemed held for charitable activities Enter 1 1/2% of line 3 (for greater amount, see instructions).	4	588,149
5	Net value of noncharitable-use assets. Subtract line 4 from line 3 Enter here and on Part V, line 4	5	38,621,799
6	Minimum investment return. Enter 5% of line 5.	6	1,931,090

Part XI

Distributable Amount (see instructions) (Section 4942(j)(3) and (j)(5) private operating foundations and certain foreign organizations check here ☐ and do not complete this part.)

1	Minimum investment return from Part X, line 6.	1	1,931,090
2a	Tax on investment income for 2013 from Part VI, line 5.	2a	63,006
b	Income tax for 2013 (This does not include the tax from Part VI).	2b	
c	Add lines 2a and 2b.	2c	63,006
3	Distributable amount before adjustments Subtract line 2c from line 1.	3	1,868,084
4	Recoveries of amounts treated as qualifying distributions.	4	
5	Add lines 3 and 4.	5	1,868,084
6	Deduction from distributable amount (see instructions).	6	
7	Distributable amount as adjusted Subtract line 6 from line 5 Enter here and on Part XIII, line 1.	7	1,868,084

Part XII

Qualifying Distributions (see instructions)

1	Amounts paid (including administrative expenses) to accomplish charitable, etc , purposes		
a	Expenses, contributions, gifts, etc —total from Part I, column (d), line 26.	1a	2,932,678
b	Program-related investments—total from Part IX-B.	1b	0
2	Amounts paid to acquire assets used (or held for use) directly in carrying out charitable, etc , purposes.	2	0
3	Amounts set aside for specific charitable projects that satisfy the		
a	Suitability test (prior IRS approval required).	3a	0
b	Cash distribution test (attach the required schedule).	3b	0
4	Qualifying distributions. Add lines 1a through 3b Enter here and on Part V, line 8, and Part XIII, line 4	4	2,932,678
5	Foundations that qualify under section 4940(e) for the reduced rate of tax on net investment income Enter 1% of Part I, line 27b (see instructions).	5	
6	Adjusted qualifying distributions. Subtract line 5 from line 4.	6	2,932,678
Note: The amount on line 6 will be used in Part V, column (b), in subsequent years when calculating whether the foundation qualifies for the section 4940(e) reduction of tax in those years			

Part XIII

Undistributed Income (see instructions)

	(a) Corpus	(b) Years prior to 2012	(c) 2012	(d) 2013
1 Distributable amount for 2013 from Part XI, line 7				1,868,084
2 Undistributed income, if any, as of the end of 2013				
a Enter amount for 2012 only.			0	
b Total for prior years 2011 , 2010 , 2009		0		
3 Excess distributions carryover, if any, to 2013				
a From 2008.	2,922,614			
b From 2009.	3,059,885			
c From 2010.	2,903,718			
d From 2011.	2,443,757			
e From 2012.	937,235			
f Total of lines 3a through e.	12,267,209			
4 Qualifying distributions for 2013 from Part XII, line 4 ▶ \$ 2,932,678				
a Applied to 2012, but not more than line 2a			0	
b Applied to undistributed income of prior years (Election required—see instructions).				
c Treated as distributions out of corpus (Election required—see instructions).				
d Applied to 2013 distributable amount.				1,868,084
e Remaining amount distributed out of corpus	1,064,594			
5 Excess distributions carryover applied to 2013 (If an amount appears in column (d), the same amount must be shown in column (a).)				
6 Enter the net total of each column as indicated below:				
a Corpus Add lines 3f, 4c, and 4e Subtract line 5	13,331,803			
b Prior years' undistributed income Subtract line 4b from line 2b.		0		
c Enter the amount of prior years' undistributed income for which a notice of deficiency has been issued, or on which the section 4942(a) tax has been previously assessed.				
d Subtract line 6c from line 6b Taxable amount—see instructions		0		
e Undistributed income for 2012 Subtract line 4a from line 2a Taxable amount—see instructions			0	
f Undistributed income for 2013 Subtract lines 4d and 5 from line 1 This amount must be distributed in 2014				0
7 Amounts treated as distributions out of corpus to satisfy requirements imposed by section 170(b)(1)(F) or 4942(g)(3) (see instructions).				
8 Excess distributions carryover from 2008 not applied on line 5 or line 7 (see instructions). . .	2,922,614			
9 Excess distributions carryover to 2014. Subtract lines 7 and 8 from line 6a	10,409,189			
10 Analysis of line 9				
a Excess from 2009. . . .	3,059,885			
b Excess from 2010. . . .	2,903,718			
c Excess from 2011. . . .	2,443,757			
d Excess from 2012. . . .	937,235			
e Excess from 2013. . . .	1,064,594			

Part XIVPrivate Operating Foundations (see instructions and Part VII-A, question 9)

1a

If the foundation has received a ruling or determination letter that it is a private operating foundation, and the ruling is effective for 2013, enter the date of the ruling.

b

Check box to indicate whether the organization is a private operating foundation described in section 4942(j)(3) or 4942(j)(5)

☐ 4942(j)(3) or ☐ 4942(j)(5)

2a	Enter the lesser of the adjusted net income from Part I or the minimum investment return from Part X for each year listed	Tax year	Prior 3 years			(e) Total
		(a) 2013	(b) 2012	(c) 2011	(d) 2010	
b	85% of line 2a					
c	Qualifying distributions from Part XII, line 4 for each year listed					
d	Amounts included in line 2c not used directly for active conduct of exempt activities					
e	Qualifying distributions made directly for active conduct of exempt activities. Subtract line 2d from line 2c					
3	Complete 3a, b, or c for the alternative test relied upon					
a	"Assets" alternative test—enter					
	(1) Value of all assets					
	(2) Value of assets qualifying under section 4942(j)(3)(B)(i)					
b	"Endowment" alternative test— enter 2/3 of minimum investment return shown in Part X, line 6 for each year listed. . .					
c	"Support" alternative test—enter					
	(1) Total support other than gross investment income (interest, dividends, rents, payments on securities loans (section 512(a)(5)), or royalties)					
	(2) Support from general public and 5 or more exempt organizations as provided in section 4942(j)(3)(B)(iii).					
	(3) Largest amount of support from an exempt organization					
	(4) Gross investment income					

Part XVSupplementary Information (Complete this part only if the organization had \$5,000 or more in assets at any time during the year—see instructions.)

1

Information Regarding Foundation Managers:

a

List any managers of the foundation who have contributed more than 2% of the total contributions received by the foundation before the close of any tax year (but only if they have contributed more than \$5,000) (See section 507(d)(2))

b

List any managers of the foundation who own 10% or more of the stock of a corporation (or an equally large portion of the ownership of a partnership or other entity) of which the foundation has a 10% or greater interest

2

Information Regarding Contribution, Grant, Gift, Loan, Scholarship, etc., Programs:

Check here ☐ if the foundation only makes contributions to preselected charitable organizations and does not accept unsolicited requests for funds. If the foundation makes gifts, grants, etc. (see instructions) to individuals or organizations under other conditions, complete items 2a, b, c, and d.

a

The name, address, and telephone number or e-mail address of the person to whom applications should be addressed

Barbara A Lanciers Director
TMU -6 WEST 48TH STREET 12TH FLOOR
NEW YORK, NY 10036
(212) 843-0374

b

The form in which applications should be submitted and information and materials they should include

BY INITIAL LETTER OF INQUIRY

c

Any submission deadlines

6 MOS PRIOR TO DATE OF ACTIVITY FOR WHICH SUPPORT IS SOUGHT

d

Any restrictions or limitations on awards, such as by geographical areas, charitable fields, kinds of institutions, or other factors

THE TRUST'S PROGRAMS SUPPORT EXCHANGES BETWEEN THE UNITED STATES, THE FORMER SOVIET UNION, AND EASTERN AND CENTRAL EUROPE IN THE ARTS AND ENVIRONMENTAL CONSERVATION

Form 990-PF (2013)

3 Grants and Contributions Paid During the Year or Approved for Future Payment

Form **990-PF** (2013)

Enter gross amounts unless otherwise indicated

Part XVI-B Relationship of Activities to the Accomplishment of Exempt Purposes

Form **990-PF** (2013)

Form 990PF Part IV - Capital Gains and Losses for Tax on Investment Income - Columns a - d

(a) List and describe the kind(s) of property sold (e g , real estate, 2-story brick warehouse, or common stock, 200 shs MLC Co)	(b) How acquired P—Purchase D—Donation	(c) Date acquired (mo , day, yr)	(d) Date sold (mo , day, yr)
GAIN ON LITIGATION SETTLEMENTS	P		
5500 FUND (S-T)	P		
5500 FUND (L-T)	P		
NEW CENTURY HOLDINGS (S-T)	P		
NEW CENTURY HOLDINGS (L-T)	P		
ROCK ACCESS FUND 06-II (S-T)	P		
ROCK ACCESS FUND 06-II (L-T)	P		
ROCK ALT STRATEGIES QP (S-T)	P		
ROCK ALT STRATEGIES QP (L-T)	P		
ROCK GA INESTOR 2006 (L-T)	P		
VENROCK PARTNERS V (S-T)	P		
VENROCK PARTNERS V (L-T)	P		
CAPITAL GAIN DISTRIBUTION THROUGH SSB	P		
SHORT TERM COVERED (SEE ATTACHED)	P		
SHORT TERM NON COVERED (SEE ATTACHED)	P		
SHORT TERM NOT REPORTED (SEE ATTACHED)	P		
LONG TERM COVERED (SEE ATTACHED)	P		
LONG TERM NON COVERED (SEE ATTACHED)	P		
LONG TERM NOT REPORTED (SEE ATTACHED)	P		
GAIN ON SALE OF ROCKEFELLER VENTURE OPP FUND	P		2013-06-17

Form 990PF Part IV - Capital Gains and Losses for Tax on Investment Income - Columns e - h

(e) Gross sales price	(f) Depreciation allowed (or allowable)	(g) Cost or other basis plus expense of sale	(h) Gain or (loss) (e) plus (f) minus (g)
168			168
2,673			2,673
30,390			30,390
		5,018	-5,018
		122,254	-122,254
1,585			1,585
46,604			46,604
13			13
988			988
218,440			218,440
1,053			1,053
12,230			12,230
709			709
3,230,494		2,974,549	251,160
2,995,729		3,015,385	-19,656
15,005		14,067	938
2,373,606		2,184,966	213,872
6,769,622		5,109,724	1,660,361
42,460		36,507	5,953
905,814		569,336	336,478

Form 990PF Part IV - Capital Gains and Losses for Tax on Investment Income - Columns i - l

Complete only for assets showing gain in column (h) and owned by the foundation on 12/31/69			(l) Gains (Col (h) gain minus col (k), but not less than -0-) or Losses (from col (h))
(i) F M V as of 12/31/69	(j) Adjusted basis as of 12/31/69	(k) Excess of col (i) over col (j), if any	
			168
			2,673
			30,390
			-5,018
			-122,254
			1,585
			46,604
			13
			988
			218,440
			1,053
			12,230
			709
			255,945
			-19,656
			938
			188,640
			1,659,898
			5,953
			336,478

Form 990PF Part VIII Line 1 - List all officers, directors, trustees, foundation managers and their compensation

(a) Name and address	(b) Title, and average hours per week devoted to position	(c) Compensation (If not paid, enter -0-)	(d) Contributions to employee benefit plans and deferred compensation	(e) Expense account, other allowances
RICHARD S LANIER 6 WEST 48TH STREET 12TH FLOOR NEW YORK,NY 10036	TRUSTEE 6 0	18,060		
ELIZABETH J MCCORMACK 6 WEST 48TH STREET 12TH FLOOR NEW YORK,NY 10036	TRUSTEE 2 0	18,060		
DONAL C OBRIEN JR C/O ROCKEFELLER TRUST COMPANY NA NEW YORK,NY 10020	TRUSTEE 1 0	10,000		
BLAIR A RUBLE 6 WEST 48TH STREET 12TH FLOOR NEW YORK,NY 10036	Trustee 2 0	18,060		
BARBARA A LANCIERS 6 WEST 48TH STREET 12TH FLOOR NEW YORK,NY 10036	ASSOCIATE DIRECTOR/DIRECTOR 40 0	150,000	40,958	
ALINA ENGGIST 6 WEST 48TH STREET 12TH FLOOR NEW YORK,NY 10036	PROGRAM OFFICER 40 0	75,000	36,959	

Note: To capture the full content of this document, please select landscape mode (11" x 8.5") when printing.

TY 2013 Depreciation Schedule

Name: TRUST FOR MUTUAL UNDERSTANDING
c/o Rockefeller Trust Company NA
EIN: 13-3212724

Note: To capture the full content of this document, please select landscape mode (11" x 8.5") when printing.

TY 2013 Expenditure Responsibility Statement

Name: TRUST FOR MUTUAL UNDERSTANDING
c/o Rockefeller Trust Company NA
EIN: 13-3212724

Grantee's Name	Grantee's Address	Grant Date	Grant Amount	Grant Purpose	Amount Expended By Grantee	Any Diversion By Grantee?	Dates of Reports By Grantee	Date of Verification	Results of Verification
Center for International Theatre Develop	901 Lenton Avenue Baltimore, MD 21212			see attached		NO			

TY 2013 Investments Corporate Bonds Schedule

Name: TRUST FOR MUTUAL UNDERSTANDING
c/o Rockefeller Trust Company NA

EIN: 13-3212724

Name of Bond	End of Year Book Value	End of Year Fair Market Value
SEE ATTACHED LIST	4,115,459	4,131,862

TY 2013 Investments Corporate Stock Schedule

Name: TRUST FOR MUTUAL UNDERSTANDING
c/o Rockefeller Trust Company NA

EIN: 13-3212724

Name of Stock	End of Year Book Value	End of Year Fair Market Value
SEE ATTACHED	17,572,743	26,389,818

TY 2013 Investments Government Obligations Schedule

Name: TRUST FOR MUTUAL UNDERSTANDING
c/o Rockefeller Trust Company NA

EIN: 13-3212724

**US Government Securities - End of
Year Book Value:** 2,791,532

**US Government Securities - End of
Year Fair Market Value:** 2,772,996

**State & Local Government
Securities - End of Year Book
Value:**

**State & Local Government
Securities - End of Year Fair
Market Value:**

TY 2013 Investments - Land Schedule**Name:** TRUST FOR MUTUAL UNDERSTANDING

c/o Rockefeller Trust Company NA

EIN: 13-3212724

TY 2013 Investments - Other Schedule

Name: TRUST FOR MUTUAL UNDERSTANDING

c/o Rockefeller Trust Company NA

EIN: 13-3212724

Category / Item	Listed at Cost or FMV	Book Value	End of Year Fair Market Value
5500 FUND		924,598	3,722,743
ROCKEFELLER ALTERNATIVE STRATE		0	28,331
ROCKEFELLER VENTURE OPPORTUNIT			
NEW CENTURY HOLDINGS XI, LP		641,465	560,109
ROCKEFELLER ACCESS FUND 06-II		496,227	593,941
ROCKEFELLER GA INVESTORS 2006		1,203,017	1,446,856
VENROCK PARTNERS V, LP		141,316	247,195

TY 2013 Land, Etc. Schedule**Name:** TRUST FOR MUTUAL UNDERSTANDING

c/o Rockefeller Trust Company NA

EIN: 13-3212724

TY 2013 Other Decreases Schedule**Name:** TRUST FOR MUTUAL UNDERSTANDING

c/o Rockefeller Trust Company NA

EIN: 13-3212724

Description	Amount
DIV/INT TIMING DIFFERENCE	1,571
OID NOT INCLUDED ON BOOKS	8,160

TY 2013 Other Expenses Schedule

Name: TRUST FOR MUTUAL UNDERSTANDING

c/o Rockefeller Trust Company NA

EIN: 13-3212724

Description	Revenue and Expenses per Books	Net Investment Income	Adjusted Net Income	Disbursements for Charitable Purposes
UTILITIES	3,654			3,654
OFFICE SUPPLIES	4,557			4,557
STORAGE	607			607
TELEPHONE, FAX & POSTAGE	8,811			8,811
MEMBERSHIP, BOOKS, PERIODICALS	6,478			6,478
INSURANCE EXPENSE	21,980			21,980
FEES AND LICENSES	2,726	956		1,770
ANNUAL REPORT	33,098			33,098
COMPUTER EXPENSE	17,087			17,087
PANTRY/DUP/MAINTENANCE	2,407			2,407
PAYROLL SERVICES	12,371			12,371
TEMPORARY OFFICE ASSISTANCE	137			137
CONSULTING FEES	2,285			2,285
SECURITY	309			309
MAINTENANCE,FURNITURE & REPAIR	5,146			5,146
STAFF DEVELOPMENT AND TRAINING	140			140
ROCKEFELLER ACCESS FUND 06-11	10,011	10,515		
VENROCK PARTNERS V	2,392	2,392		
VENTURE OPPORTUNITIES FUND	151	151		
ROCKEFELLER ALT STRAT QP	1,001	502		
ROCKEFELLER GA INVESTORS 2006	15,781	15,781		
NEW CENTURY HOLDINGS XI	5,721	5,841		
5500 FUND	26,140	26,140		

TY 2013 Other Income Schedule**Name:** TRUST FOR MUTUAL UNDERSTANDING

c/o Rockefeller Trust Company NA

EIN: 13-3212724

Description	Revenue And Expenses Per Books	Net Investment Income	Adjusted Net Income
F/X Gain (Section 988)	707	707	
Non Dividend Distribution	5,802		

TY 2013 Other Increases Schedule**Name:** TRUST FOR MUTUAL UNDERSTANDING

c/o Rockefeller Trust Company NA

EIN: 13-3212724

Description	Amount
ADJUSTMENT FOR GRANT TIMING DIFFERENCE	20,000
DIV/INT TIMING DIFFERENCE	4,745
PARTNERSHIP BASIS ADJ	462

TY 2013 Other Professional Fees Schedule**Name:** TRUST FOR MUTUAL UNDERSTANDING

c/o Rockefeller Trust Company NA

EIN: 13-3212724

Category	Amount	Net Investment Income	Adjusted Net Income	Disbursements for Charitable Purposes
RTC AGENCY FEES	240,447	77,843		162,604

TY 2013 Taxes Schedule**Name:** TRUST FOR MUTUAL UNDERSTANDING

c/o Rockefeller Trust Company NA

EIN: 13-3212724

Category	Amount	Net Investment Income	Adjusted Net Income	Disbursements for Charitable Purposes
FOREIGN TAXES ON SECURITIES	34,702	34,702		
NYC CORP TAX	500			
FEDERAL EXCISE TAX PAYMENTS	44,523			

• If you are filing for an **Additional (Not Automatic) 3-Month Extension**, complete only **Part II** and check this box ☒ **X**

Note. Only complete Part II if you have already been granted an automatic 3-month extension on a previously filed Form 8868

• If you are filing for an **Automatic 3-Month Extension**, complete only **Part I** (on page 1)

Part II Additional (Not Automatic) 3-Month Extension of Time. Only file the original (no copies needed)

Type or print	Enter filer's identifying number, see instructions	
	Name of exempt organization or other filer, see instructions TRUST FOR MUTUAL UNDERSTANDING C/O ROCKEFELLER TRUST COMPANY, N.A.	Employer identification number (EIN) or 13-3212724
File by the due date for filing your return See instructions	Number, street, and room or suite no If a P O box, see instructions 10 ROCKEFELLER PLAZA, 3RD FLOOR	Social security number (SSN)
	City, town or post office, state, and ZIP code For a foreign address, see instructions NEW YORK, NY 10020	

Enter the Return code for the return that this application is for (file a separate application for each return)

Application Is For	Return Code	Application Is For	Return Code
Form 990 or Form 990-EZ	01		
Form 990-BL	02	Form 1041-A	08
Form 4720 (individual)	03	Form 4720 (other than individual)	09
Form 990-PF	04	Form 5227	10
Form 990-T (sec 401(a) or 408(a) trust)	05	Form 6069	11
Form 990-T (trust other than above)	06	Form 8870	12

STOP! Do not complete Part II if you were not already granted an automatic 3-month extension on a previously filed Form 8868.

• The books are in the care of **ROCKEFELLER TRUST COMPANY, N.A., 10 ROCKEFELLER PL, 3RD FL NEW YORK, NY**
Telephone No **212 549-5544** Fax No **212 549-5527**

• If the organization does not have an office or place of business in the United States, check this box ☐

• If this is for a Group Return, enter the organization's four digit Group Exemption Number (GEN) _____ If this is for the whole group, check this box ☐ If it is for part of the group, check this box ☐ and attach a list with the names and EINs of all members the extension is for

- 4 I request an additional 3-month extension of time until 11/17, 20 14
- 5 For calendar year 2013, or other tax year beginning _____, 20 _____, and ending _____, 20 _____
- 6 If the tax year entered in line 5 is for less than 12 months, check reason ☐ Initial return ☐ Final return ☐ Change in accounting period
- 7 State in detail why you need the extension **INFORMATION NECESSARY TO FILE A COMPLETE AND ACCURATE RETURN IS NOT YET AVAILABLE**

8a If this application is for Forms 990-BL, 990-PF, 990-T, 4720, or 6069, enter the tentative tax, less any nonrefundable credits See instructions	8a	\$	94,499.
b If this application is for Forms 990-PF, 990-T, 4720, or 6069, enter any refundable credits and estimated tax payments made Include any prior year overpayment allowed as a credit and any amount paid previously with Form 8868	8b	\$	94,499.
c Balance Due. Subtract line 8b from line 8a Include your payment with this form, if required, by using EFTPS (Electronic Federal Tax Payment System) See instructions	8c	\$	0

Signature and Verification must be completed for Part II only.

Under penalties of perjury, I declare that I have examined this form, including accompanying schedules and statements, and to the best of my knowledge and belief, it is true, correct, and complete, and that I am authorized to prepare this form

Signature *Susan E. Rees* Title VICE PRESIDENT Date 08/12/2014

Form 8868 (Rev 1-2014)

Rockefeller Trust Company, N.A.
Charitable Contributions
Trust For Mutual Understanding (1060)

Page 1

(Gifts were made in cash unless otherwise stated. Securities given, unless otherwise stated, were regularly traded on a national securities exchange or over the counter market and were valued at the average of the high and low transactions on the date of gift.)

From: 01/01/2013 To: 12/31/2013

Item No.	Donee Name/Address	Description	Date	Amount
50% Charitable				
1	18th Street Arts Complex (18TH) 1639 18th Street Santa Monica, CA, 90404-3807	(6610) Contributions - Cash 50% Char	12/05/2013	15,000 00
2	American Repertory Theatre (AMERREPT) Loeb Drama Center 64 Brattle Street Cambridge, MA, 02138	(6610) Contributions - Cash 50% Char	12/05/2013	15,000 00
3	Anthology Film Archives (ANTFIL) 32 2nd Avenue New York, NY, 10003	(6610) Contributions - Cash 50% Char	06/06/2013	2,500 00
4	Art in General (706)	(6610) Contributions - Cash 50% Char	02/22/2013	7,000 00
		(6610) Contributions - Cash 50% Char	12/05/2013	35,000 00
		Art in General (706) Sub Total		42,000 00
5	ARTMargins (ARTMRGNS) 4206 Phelps Hall University of California, Santa Barbara Santa Barbara, CA, 93106-4140	(6610) Contributions - Cash 50% Char	04/09/2013	1,650 00
6	Asian Cultural Council (C9337) 6 West 48th Street, 12th Floor New York, NY, 10036	(6610) Contributions - Cash 50% Char	09/13/2013	1,695 15
		(6610) Contributions - Cash 50% Char	09/13/2013	750 00
		Asian Cultural Council (C9337) Sub Total		2,445 15
7	ASTI USA INC (ASTI USA) 243-245 State St P O Box 510 New London, CT, 06320	(6610) Contributions - Cash 50% Char	07/22/2013	8,000 00
8	Bang on a Can. Inc (860) New York, NY,	(6610) Contributions - Cash 50% Char	12/05/2013	20,000 00

Run Date: 10/31/2014 03:46 PM

Rockefeller Trust Company, N.A.
Charitable Contributions
Trust For Mutual Understanding (1060)

Page 2

(Gifts were made in cash unless otherwise stated Securities given, unless otherwise stated, were regularly traded on a national securities exchange or over the counter market and were valued at the average of the high and low transactions on the date of gift

From: 01/01/2013 To: 12/31/2013

Item No.	Donee Name/Address	Description	Date	Amount
50% Charitable (cont'd)				
9	Bank Information Center (BANKINFO) 733 15th Street, NW Suite 1126 Washington, DC, 20005	(6610) Contributions - Cash 50% Char	12/05/2013	20,000 00
10	Basement Films (BSMT FLM) P O Box 7669 Albuquerque, NM, 87194	(6610) Contributions - Cash 50% Char	04/29/2013	5,000 00
11	Battery Dance Company (925)	(6610) Contributions - Cash 50% Char	02/15/2013	3,000 00
12	Big Dance Theater, Inc (BDT) 303 Clinton Street Brooklyn, NY, 11231	(6610) Contributions - Cash 50% Char	05/02/2013	20,000 00
13	Bohemian Benevolent and Literary Association (BOHEMIAN) 500 East 83rd Street New York, NY, 10028	(6610) Contributions - Cash 50% Char	02/15/2013	7,000 00
14	Brooklyn Academy of Music (BRAM) 30 Lafayette Avenue Brooklyn, NY, 11217-1486	(6610) Contributions - Cash 50% Char	04/09/2013	30,000 00
15	Byrd Hoffman Watermill Foundation (BHWF)	(6610) Contributions - Cash 50% Char	05/02/2013	15,000 00
16	CEC Artslink (1687) New York, NY,	(6610) Contributions - Cash 50% Char	01/18/2013	18,000 00
		(6610) Contributions - Cash 50% Char	01/18/2013	30,000 00
		(6610) Contributions - Cash 50% Char	01/22/2013	7,000 00
		(6610) Contributions - Cash 50% Char	09/09/2013	4,500 00
		(6610) Contributions - Cash 50% Char	12/05/2013	90,000 00
		(6610) Contributions - Cash 50% Char	12/05/2013	25,000 00
		CEC Artslink (1687) Sub Total		174,500 00
17	Center for International Theatre Development (CITD)	(6610) Contributions - Cash 50% Char	12/05/2013	70,000 00

Run Date: 10/31/2014 03:46 PM

Rockefeller Trust Company, N.A.
Charitable Contributions
Trust For Mutual Understanding (1060)

Page 3

(Gifts were made in cash unless otherwise stated Securities given, unless otherwise stated, were regularly traded on a national securities exchange or over the counter market and were valued at the average of the high and low transactions on the date of gift)

From: 01/01/2013 To: 12/31/2013

Item No.	Donee Name/Address	Description	Date	Amount
50% Charitable (cont'd)				
18	City of Asylum Pittsburgh (ASLYMPTB) 324 Sampsonia Way Pittsburgh, PA, 15212	(6610) Contributions - Cash 50% Char	05/02/2013	12,000 00
19	Clarion Music Society (CLRNMUSO) P O Box 259 New York, NY, 10021	(6610) Contributions - Cash 50% Char	01/18/2013	2,842 00
		(6610) Contributions - Cash 50% Char	02/06/2013	9,539 00
		(6610) Contributions - Cash 50% Char	02/06/2013	2,850 00
		(6610) Contributions - Cash 50% Char	02/19/2013	400 00
		(6610) Contributions - Cash 50% Char	05/29/2013	5,000 00
		(6610) Contributions - Cash 50% Char	10/14/2013	3,894 00
		(6610) Contributions - Cash 50% Char	11/22/2013	3,894 50
		Clarion Music Society (CLRNMUSO) Sub Total		28,419 50
20	Creative Time (CREATI) 59 East 4th Street, 6E New York, NY, 10003	(6610) Contributions - Cash 50% Char	05/02/2013	18,000 00
21	Dance/USA (DACNEUSA) 1111 16th Street NW Ste 300 Washington, DC, 20036	(6610) Contributions - Cash 50% Char	12/05/2013	10,000 00
22	Denver Zoological Foundation (DENVER) 2900 E 23rd Street Avenue Denver, CO, 80205	(6610) Contributions - Cash 50% Char	12/05/2013	20,000 00
23	DOVA, Inc / Doug Varone and Dancers (DOVA, IN) 260 W Broadway, Ste 4 New York, NY, 10013	(6610) Contributions - Cash 50% Char	01/18/2013	20,000 00
24	Drama League of New York, Inc (DRAMALG) 520 Eighth Ave , 3rd Fl , Ste 320 New York, NY, 10018	(6610) Contributions - Cash 50% Char	05/02/2013	15,000 00

Run Date 10/31/2014 03 46 PM

Rockefeller Trust Company, N.A.
Charitable Contributions
Trust For Mutual Understanding (1060)

Page 4

(Gifts were made in cash unless otherwise stated. Securities given, unless otherwise stated, were regularly traded on a national securities exchange or over the counter market and were valued at the average of the high and low transactions on the date of gift.)

From: 01/01/2013 To: 12/31/2013

Item No.	Donee Name/Address	Description	Date	Amount
50% Charitable (cont'd)				
25	Earth Island Institute (3123) San Francisco, CA			
		(6610) Contributions - Cash 50% Char	05/02/2013	15,000 00
		(6610) Contributions - Cash 50% Char	05/02/2013	30,000 00
		Earth Island Institute (3123) Sub Total		45,000 00
26	EarthCorps (EARTHCOR) 7400 Sand Point Way, NE, Bldg 30 Seattle, WA, 98115			
		(6610) Contributions - Cash 50% Char	12/05/2013	20,000 00
27	Electronic Music Foundation Ltd (ELECM) 116 North Lake Avenue Albany, NY, 12206			
		(6610) Contributions - Cash 50% Char	05/02/2013	15,000 00
		(6610) Contributions - Cash 50% Char	12/05/2013	20,000 00
		Electronic Music Foundation Ltd (ELECM) Sub Total		35,000 00
28	Environmental Film Fest In Nation's Cap (ENVIFILM) Attention: Peter O'Brien, Executive Director 1228 1/2 31st St, NW Washington, DC, 20007			
		(6610) Contributions - Cash 50% Char	12/05/2013	10,000 00
29	Environmental Law Alliance Worldwide (3381) 1877 Garden Ave Eugene, OR, 97403			
		(6610) Contributions - Cash 50% Char	12/05/2013	18,000 00
30	Eugene O'Neill Memorial Theater Center Inc (EO) 305 Great Neck Road Waterford, CT, 06385			
		(6610) Contributions - Cash 50% Char	01/18/2013	10,000 00
31	Experimental Intermedia (EXPERIME) 224 Centre Street, 3rd Floor New York, NY, 10113			
		(6610) Contributions - Cash 50% Char	04/29/2013	5,000 00
32	Foundation for Contemporary Arts (ARTFOUND) 820 Greenwich street New York, NY, 10014			
		(6610) Contributions - Cash 50% Char	12/05/2013	10,000 00

Run Date: 10/31/2014 03:46 PM

Rockefeller Trust Company, N.A.
Charitable Contributions
Trust For Mutual Understanding (1060)

Page 5

(Gifts were made in cash unless otherwise stated. Securities given, unless otherwise stated, were regularly traded on a national securities exchange or over the counter market and were valued at the average of the high and low transactions on the date of gift.)

From: 01/01/2013 To: 12/31/2013

Item No.	Donee Name/Address	Description	Date	Amount
50% Charitable (cont'd)				
33	Foundation for Jewish Culture (FOUNJC) 330 Seventh Avenue, 21st Floor New York, NY, 10001			
		(6610) Contributions - Cash 50% Char	12/05/2013	20,000 00
34	Fractured Atlas Productions, Inc (FRACTURE) 248 West 35th Street, Suite 1202 New York, NY, 10001			
		(6610) Contributions - Cash 50% Char	06/06/2013	4,000 00
35	Headlands Center for the Arts (HEADC) 944 Fort Barry Sausalito, CA, 94063			
		(6610) Contributions - Cash 50% Char	05/02/2013	30,000 00
36	Home for Contemporary Theatre and Art LTD (HEREART) 145 Sixth Avenue New York, NY, 10013			
		(6610) Contributions - Cash 50% Char	12/06/2013	20,000 00
37	International Association of Fire Chiefs (INTASCFC) 4025 Fair Ridge Drive Fairfax, VA, 22033			
		(6610) Contributions - Cash 50% Char	02/04/2013	8,000 00
		(6610) Contributions - Cash 50% Char	06/07/2013	-730 60
	International Association of Fire Chiefs (INTASCFC) Sub Total			7,269 40
38	International Funders for Indigenous Peoples (INTERNAF) P O Box 1040 Akwesasne, NY, 13655			
		(6610) Contributions - Cash 50% Char	04/04/2013	5,000 00
39	Jacob Burns Film Center (JACOB) 364 Manville Road Pleasantville, NY, 10570			
		(6610) Contributions - Cash 50% Char	05/02/2013	25,000 00
		(6610) Contributions - Cash 50% Char	11/14/2013	5,000 00
	Jacob Burns Film Center (JACOB) Sub Total			30,000 00
40	Joseph Brodsky Memorial Fellowship Fund (JOBRDSKY)			
		(6610) Contributions - Cash 50% Char	12/12/2013	15,000 00

Run Date: 10/31/2014 03:46 PM

Rockefeller Trust Company, N.A.
Charitable Contributions
Trust For Mutual Understanding (1060)

Page 6

(Gifts were made in cash unless otherwise stated. Securities given, unless otherwise stated, were regularly traded on a national securities exchange or over the counter market and were valued at the average of the high and low transactions on the date of gift.)

From: 01/01/2013 To: 12/31/2013

Item No.	Donee Name/Address	Description	Date	Amount
50% Charitable (cont'd)				
41	Kennedy Center for the Performing Arts (V00578) The Kennedy Center Washington, DC, 20566-0001	(6610) Contributions - Cash 50% Char	05/02/2013	15,000 00
42	Lake Baikal Heritage Foundation (LAKBAI) PO Box 2850 Homer, AR, 99603	(6610) Contributions - Cash 50% Char	05/02/2013	30,000 00
43	Lark Play Development Center (LARK PLA) 939 Eighth Avenue, Suite 301 New York, NY, 10019	(6610) Contributions - Cash 50% Char	06/27/2013	10,000 00
44	Massachusetts International Festival of the Arts (MASS) 274 Main Street Northampton, MA, 01060	(6610) Contributions - Cash 50% Char	01/18/2013	-2,842 00
		(6610) Contributions - Cash 50% Char	02/06/2013	-2,850 00
		(6610) Contributions - Cash 50% Char	02/06/2013	-9,539 00
		(6610) Contributions - Cash 50% Char	02/19/2013	-400 00
		(6610) Contributions - Cash 50% Char	05/29/2013	-5,000 00
		(6610) Contributions - Cash 50% Char	10/14/2013	-3,894.00
		(6610) Contributions - Cash 50% Char	11/22/2013	-3,894 50
	Massachusetts International Festival of the Arts (MASS) Sub Total			-28,419 50
45	Movement Research (MOVEMENT) P O Box 49 Old Chelsea Sta New York, NY, 10113	(6610) Contributions - Cash 50% Char	05/02/2013	15,000 00
46	National Audubon Society (6864) 700 Broadway New York, NY, 10003-9562	(6610) Contributions - Cash 50% Char	09/13/2013	1,500 00
47	New York Live Arts, Inc (NYLAI) 219 West 19th Street New York, NY, 10011	(6610) Contributions - Cash 50% Char	05/02/2013	60,000 00

Run Date: 10/31/2014 03:46 PM

Rockefeller Trust Company, N.A.
Charitable Contributions
Trust For Mutual Understanding (1060)

Page 7

(Gifts were made in cash unless otherwise stated Securities given, unless otherwise stated, were regularly traded on a national securities exchange or over the counter market and were valued at the average of the high and low transactions on the date of gift)

From: 01/01/2013 To: 12/31/2013

Item No.	Donee Name/Address	Description	Date	Amount
50% Charitable (cont'd)				
48	New York Theatre Workshop (NYTW) 79 East 4th Street New York, NY, 10003			
		(6610) Contributions - Cash 50% Char	01/22/2013	9,000.00
		(6610) Contributions - Cash 50% Char	02/22/2013	2,500 00
		(6610) Contributions - Cash 50% Char	06/03/2013	3,050 00
		New York Theatre Workshop (NYTW) Sub Total		14,550 00
49	Northeast Document Conservation Center (7318) 100 Brickstone Square Andover, MA, 01810-1494			
		(6610) Contributions - Cash 50% Char	01/18/2013	-506 62
		(6610) Contributions - Cash 50% Char	05/02/2013	10,000 00
		(6610) Contributions - Cash 50% Char	12/05/2013	10,000 00
		Northeast Document Conservation Center (7318) Sub Total		19,493 38
50	Open Channels New York (OPEN CHA) 161 Chrystie Street New York, NY, 10002			
		(6610) Contributions - Cash 50% Char	12/05/2013	15,000 00
51	Pacific Environment (PACIFICE) 251 Kearny Street 2nd Floor San Francisco, CA, 94108			
		(6610) Contributions - Cash 50% Char	01/18/2013	25,000 00
		(6610) Contributions - Cash 50% Char	01/22/2013	5,000 00
		(6610) Contributions - Cash 50% Char	05/02/2013	90,000 00
		Pacific Environment (PACIFICE) Sub Total		120,000 00
52	Pacific Institute (PCFCINST) 654 13th Street Preservation Park Oakland, CA, 94612			
		(6610) Contributions - Cash 50% Char	10/21/2013	7,000 00
53	Panthera Corporation (PANTHERA) 8 W 40th Street, Fl 18 New York, NY, 10018			
		(6610) Contributions - Cash 50% Char	05/02/2013	12,000 00
54	PEN American Center (7728)			
		(6610) Contributions - Cash 50% Char	12/05/2013	12,000 00

Run Date 10/31/2014 03.46 PM

Rockefeller Trust Company, N.A.
Charitable Contributions
Trust For Mutual Understanding (1060)

Page 8

(Gifts were made in cash unless otherwise stated. Securities given, unless otherwise stated, were regularly traded on a national securities exchange or over the counter market and were valued at the average of the high and low transactions on the date of gift.)

From: 01/01/2013 To: 12/31/2013

Item No.	Donee Name/Address	Description	Date	Amount
50% Charitable (cont'd)				
55	PERFORMA (PERFOR) 327 East 18th Street New York, NY, 10003			
		(6610) Contributions - Cash 50% Char	05/02/2013	10,000 00
56	Performance Space 122 (PERFORMA)			
		(6610) Contributions - Cash 50% Char	12/05/2013	20,000 00
57	Residency Unlimited (RUNLTD) 360 Court Street Brooklyn, NY, 11231			
		(6610) Contributions - Cash 50% Char	05/02/2013	10,000 00
		(6610) Contributions - Cash 50% Char	06/17/2013	10,000 00
		Residency Unlimited (RUNLTD) Sub Total		20,000 00
58	Salvage Vanguard Theater (SLVGEVN) 2803 Manor Rd Austin, TX, 78722			
		(6610) Contributions - Cash 50% Char	01/18/2013	30,000.00
		(6610) Contributions - Cash 50% Char	04/29/2013	5,000 00
		Salvage Vanguard Theater (SLVGEVN) Sub Total		35,000 00
59	San Francisco Museum of Modern Art (8697)			
		(6610) Contributions - Cash 50% Char	06/27/2013	5,000 00
60	Seven Stages, Inc (8856) Atlanta, GA,			
		(6610) Contributions - Cash 50% Char	01/18/2013	18,000 00
61	Shen Wei Dance Arts (SHENWEI) 520 Eighth Avenue, Suite 303 New York, NY, 10018			
		(6610) Contributions - Cash 50% Char	12/05/2013	25,000 00
62	Single Carrot Theatre Inc (SINGLEEC) PO Box 2334 Baltimore,, MD, 21203			
		(6610) Contributions - Cash 50% Char	05/02/2013	10,000 00
63	Southwest Research and Information Center (9099)			
		(6610) Contributions - Cash 50% Char	05/02/2013	40,000 00
64	St Ann's Warehouse (STANNWR) 29 Jay Street Brooklyn, NY, 11201			
		(6610) Contributions - Cash 50% Char	01/18/2013	15,000 00
		(6610) Contributions - Cash 50% Char	12/05/2013	30,000 00

Run Date 10/31/2014 03:46 PM

Rockefeller Trust Company, N.A.
Charitable Contributions
Trust For Mutual Understanding (1060)

Page 9

(Gifts were made in cash unless otherwise stated. Securities given, unless otherwise stated, were regularly traded on a national securities exchange or over the counter market and were valued at the average of the high and low transactions on the date of gift.)

From: 01/01/2013 To: 12/31/2013

Item No.	Donee Name/Address	Description	Date	Amount
		St Ann's Warehouse (STANNWR) Sub Total		45,000 00
65	Tahoe-Baikal Institute (9442)			
		(6610) Contributions - Cash 50% Char	01/18/2013	30,000 00
66	The Arts Council of Mongolia US, Inc (ACOM) 2025 23rd Avenue East Seattle, WA, 98112			
		(6610) Contributions - Cash 50% Char	02/20/2013	3,500 00
67	The Cutting Ball Theater (CTHEATER) 141 Taylor St San Francisco, CA, 94102-2802			
		(6610) Contributions - Cash 50% Char	01/22/2013	5,500 00
68	The Foundation for a Civil Society (THE FOU) 419 East 57th Street, 14A New York, NY, 10022			
		(6610) Contributions - Cash 50% Char	05/02/2013	140,000 00
69	The Museum of Modern Art (C8894) 11 West 53 Street New York, NY, 10019			
		(6610) Contributions - Cash 50% Char	12/05/2013	70,000 00
70	The Nature Conservancy (THE NATU) 4245 Fairfax Drive, Suite 100 Arlington, VA, 22203-1606			
		(6610) Contributions - Cash 50% Char	12/05/2013	40,000 00
71	The New Museum of Contemporary Art (9986)			
		(6610) Contributions - Cash 50% Char	12/05/2013	6,000 00
72	The Regents of the University of California (TRUC) 590 University Hall 2200 University Avenue Berkeley, CA, 94720			
		(6610) Contributions - Cash 50% Char	01/23/2013	12,000 00
		(6610) Contributions - Cash 50% Char	03/21/2013	5,000 00
		The Regents of the University of California (TRUC) Sub Total		17,000 00
73	The Tributary Fund (THE TRIB) P O Box 608 Bozeman, MT, 59771			
		(6610) Contributions - Cash 50% Char	01/22/2013	7,000.00

Run Date 10/31/2014 03:46 PM

Rockefeller Trust Company, N.A.
Charitable Contributions
Trust For Mutual Understanding (1060)

Page 10

(Gifts were made in cash unless otherwise stated. Securities given, unless otherwise stated, were regularly traded on a national securities exchange or over the counter market and were valued at the average of the high and low transactions on the date of gift.)

From: 01/01/2013 To: 12/31/2013

Item No.	Donee Name/Address	Description	Date	Amount
50% Charitable (cont'd)				
74	Tides Foundation (10273) The Presidio P O Box 29903 San Francisco, CA, 94129	(6610) Contributions - Cash 50% Char	09/09/2013	7,000 00
75	Trap Door Productions (TDP) 1655 West Cortland Ave Chicago, IL, 60622	(6610) Contributions - Cash 50% Char	04/29/2013	4,000 00
76	Trout Conservancy (TROUT CO) P O Box 8871 Missoula, MT, 59807	(6610) Contributions - Cash 50% Char	01/22/2013	8,000.00
77	University of Northern Iowa (UNINIOWA) 1227 West 27th Street Cedar Falls, IA, 50614	(6610) Contributions - Cash 50% Char	12/16/2013	10,000 00
78	Vivian Beaumont Theater, Inc (VIVIAN B) 150 West 65th Street New York, NY, 10023	(6610) Contributions - Cash 50% Char	06/03/2013	5,000 00
79	Vostok, Link (VOSTOK) 4341 Colfax Avenue South Minneapolis, MN, 55409	(6610) Contributions - Cash 50% Char	04/24/2013	2,500 00
80	Wild Salmon Center (10203)	(6610) Contributions - Cash 50% Char	05/02/2013	20,000 00
81	Wildlife Conservation Society (11149) 2300 Southern Boulevard Bronx, NY, 10460	(6610) Contributions - Cash 50% Char	05/02/2013	20,000 00
		(6610) Contributions - Cash 50% Char	12/05/2013	30,000 00
		Wildlife Conservation Society (11149) Sub Total		50,000 00
82	Woolly Mammoth Theatre Co. (WOOLLY)	(6610) Contributions - Cash 50% Char	01/22/2013	12,000 00
83	World Music Institute (11346)	(6610) Contributions - Cash 50% Char	05/02/2013	15,000 00

Run Date: 10/31/2014 03:46 PM

Rockefeller Trust Company, N.A.
Charitable Contributions
Trust For Mutual Understanding (1060)

Page 11

(Gifts were made in cash unless otherwise stated. Securities given, unless otherwise stated, were regularly traded on a national securities exchange or over the counter market and were valued at the average of the high and low transactions on the date of gift.)

From: 01/01/2013 To: 12/31/2013

Item No.	Donee Name/Address	Description	Date	Amount
50% Charitable (cont'd)				
84	World Wildlife Fund (11359) 1250 - 24th Street, NW c/o Mr. Brandt Zimmerman Washington, DC, 20037	(6610) Contributions - Cash 50% Char	05/02/2013	25,000.00
85	Yale University (C9040) 1302 Yale Station New Haven, CT, 06520	(6610) Contributions - Cash 50% Char	05/02/2013	10,000.00
86	Z Space (ZSPACE) 499 Alabama St #450 San Francisco, CA, 94110	(6610) Contributions - Cash 50% Char	12/05/2013	25,000.00

Adjustment			
University of Wisconsin-Madison			
21 North Park Street			
Madison, Wisconsin 53715	(6610) Contributions-Cash 50% Char	11/27/13	20,000.00
Grand total			1,912,407.93

Run Date: 10/31/2014 03:46 PM

Rockefeller Trust Company, N.A.
Charitable Contributions Summary Report
Trust For Mutual Understanding (1060)

Page 12

(Gifts were made in cash unless otherwise stated. Securities given, unless otherwise stated, were regularly traded on a national securities exchange or over the counter market and were valued at the average of the high and low transactions on the date of gift.)

From: 01/01/2013 To: 12/31/2013

SUMMARY

Account Number	Description	Total
50% Charitable		
6610	Contributions - Cash 50% Char	1,912,407 93
	Sub-Total :	1,912,407 93
	Grand Total :	1,912,407 93

Last Page of Report

Run Date 10/31/2014 03:46 PM

**Easter & Central European Theatre Initiative
2013**

R E P O R T

to

The Trust for Mutual Understanding

**Center for International Theatre Development
Philip Arnoult**

C I T D

Showing up * Witnessing Helping Take the Next Steps * Helping Tell the Story

SUMMARY

This report covers a turbulent time in the region, particularly in those countries where we have focused our work: Hungary, Russia, Bulgaria and Poland.

We began our activities under this grant from The Trust for Mutual Understanding after an important and successful Hungarian Theatre Showcase in Budapest in early March of '13. That Showcase has been reported elsewhere to TMU by our US partners (NYTW and Salvage Vanguard Theatre), and informally from our primary Hungarian partners at the Hungarian Critics Association.

The event was, for us, the informing springboard for the majority of our activities outlined in this report - not just in Hungary but the downward spiral in Budapest was echoed in Moscow and Sofia (Poland seemed the most stable of our regional partners).

During this grant period, we were able to move 17 US professionals to Hungary, Poland and Russia, as well as bring 2 Eastern European professionals to the US.

On the US side, we supported 16 US theatre professionals to Eastern Europe, clustering around two major festivals in the region (DIALOG in Wroclaw and GOLDEN MASK in Moscow). Two Hungarian artists travelled to the US as part of the project as well. One traveller, Sheila Lewandowski, also did advance work in Budapest on the development of a new Hungarian Leadership Initiative.

The Americans came from Austin, Baltimore, Los Angeles, New York, San Francisco, Santa Rosa, and Washington, DC.

What follows in this report is a set of reflections from each of the four countries, written from a summer 2014 perspective.

HUNGARY

The 2013/14 cultural season was tumultuous, with the National Theatre directorship in the headlines. Robert Alföldi, a long-time partner of our work, had transformed the National into a first class, highly respected European Theatre. He brought in a strong cadre of international directors, including Andre Serban (for two stunning productions: a *Three Sisters* and an *Angels in America*).

Alföldi was also a lightning-rod for the twisted nationalism of the new government, being attacked as a “degenerate artists, a Jew and a homosexual”. And Alföldi was being challenged by director Attila Vidnyánszky, a young director coming from Debrecen and the clear choice of the Fidesz government. In May, it was official—Alföldi would be replaced by Vidnyánszky.

Rumors were flying, draconian actions around cultural policy taken by the government, and a run-up to national elections in 2014 (Fidesz and the smaller, but even more radical party Jobbik won the April '14 elections handily), and now the community is seeing more sweeping changes in direction and cultural policy coming from a government that will now be in power for another four years.

A side note: after a tepid reception and dwindling audiences, the National produced a huge international festival, the Madach International Theatre Meeting. National—with marquee directors: Valery Fokin, Andre Magouchy, and Viktor Rizakov (Russia), Rimas Tuminas (Lithuania), Alexander Morfov (Bulgaria), and Alexsandru Dabija and Silvio Purcăreti (Romania). Other directors/companies not on our radar rounded out the schedule: Iraq, Serbia, Moldova, France, Georgia, Norway, Latvia, Turkey. A decidedly Eastern Festival with only France and Norway being the Western interlopers.

Back to the Spring 13 Showcase. While the major Hungarian partners, the Independent Critics Association, simply did not have the capacity to mount a 2014 edition, plans were begun to enlarge the partnerships towards a 2015 event.

And it was out of that 13 Showcase that two young leaders in the independent movement (and potential key partners) emerged: critic and journalist Tamas Jaszay and Viktória Kulcsár, the founder and director of the new incubator space, Jurányi House.

Brian Rogers, the artistic director of The Chocolate Factory, a similar incubator organization along with Chocolate Factory executive director Shelia Lewandowski began to work with CITD on supporting a Hungarian

Leadership Initiative—a program that would strengthen existing US links with a developing cadre of young leadership in Hungary.

The first action, supported by TMU with a grant to Chocolate Factor, was a four-week research tour for Jaszay, to potential partners in New York, Austin, Texas and San Francisco. That project was reported earlier to TMU by the Chocolate Factory, and was an important step in both continuing to develop US interest in the Hungarian independent theatre situation, and to give shape to a showcase now being planned for March 2015.

In November of '13, Lewandowski travelled to Budapest for planning sessions with both Jaszay and Kulcsár, before joining a CITD group at the DIALOG Festival in Wroclaw, Poland.

RUSSIA

Russia was quiet for most of the grant period. Planning work was going on for a Moscow city-funded festival/showcase in Washington, DC that ended up being cancelled in April. The downward spiral after the Crimean annexation, with a burgeoning anti-American and anti-Western at the highest levels of government has, brought almost all exchanges to a standstill.

We did support two Bay Area theatre artists to attend the 2013 Golden Mask Festival: Rob Melrose, artistic director of Cutting Ball Theatre and Brent Lindsey, co-founder of the Imaginists Theatre. The program was an adventurous one—showcasing many young, provincial directors. The results were mixed. This was the smallest delegation we had sent to Moscow in a decade.

And for a majority of the grant period, the anti-Putin movement (leading up to the 2014 elections, put all of us on notice. Sadly, our worst fears now seem to be playing out.

POLAND

The DIALOG Festival held biannually in Wroclaw, has been a long-time favorite of CITD partners—a festival that showed the best of Polish and Eastern European theatre, mixed with a surprising and fascinating work from South Africa, Chile, India, Australia, the US, and other exotic places.

Begun some 12 years ago by Krystyna Meissner, a major figure in Polish theatre since the changes in 1989, has been a generous and welcoming

partner. And year after year, we could count on DIALOG being one of the top European festivals.

The 2013 edition was troubled from the start. In 2011, internal city politics moved in to make that edition the final one. But the national Ministry of Culture moved in, and guaranteed support for 2013.

We felt it important to support Krystyna, and we showed up with a baker's-dozen artists! Critics Robert Avila (San Francisco Bay Guardian) and Robert Faires (Austin Chronicle), were joined a strong Bay Area contingent: by Lisa Steindler (Z Space), Mark Jackson (director/playwright), Beatrice Basso (American Conservatory Theatre), Rob Melrose and Paige Rogers (Cutting Ball Theatre), and Gretchen Brosius (Intersection for the Arts). From New York Shelia Lewandowski (The Chocolate Factory) and Aysan Celik (Theatre Mitu). Rounding out the group were Michael McLain (Los Angeles), Jackson Phippin (Baltimore) and Howard Shalwitz (Washington).

Interviews and written responses by many of these US artists were featured in the theatre journal, DIALOG (not affiliated with the festival, but the preeminent theatre publication for the last 50+ years.

Of note at this festival was the presence of five women directors, all from Poland. A very unique phenomenon in the region, and one that we wanted to follow up. (With support from TMU, journalist Eliza Bent joined CITD director Philip Arnoult in Poland for the Torun Festival, and the September issue of American Theatre Magazine included a feature looking at this unique moment in both Polish and Eastern European Theatre.

HUNGARY AND POLAND TO THE US

Two long-time partners of CITD received travel support: Margaret Semil was with us at the Under the Radar Festival in January, and travelled to San Francisco, where she was featured in Z Space's Salon Series.

Kinga Keszthelyi was in New York for follow-up on a major research project dealing with the American avant-guard.

TMU 13 2 1																																																																																																																																																																																																																																																																																																																																																																																																																																																																																																																																																																																																																																																																																																																																																																																																																																																																																																																																																																																																																																																																																																																																																																																																																																																																																																																																																																																																																									
------------	--	--	--	--	--	--	--	--	--	--	--	--	--	--	--	--	--	--	--	--	--	--	--	--	--	--	--	--	--	--	--	--	--	--	--	--	--	--	--	--	--	--	--	--	--	--	--	--	--	--	--	--	--	--	--	--	--	--	--	--	--	--	--	--	--	--	--	--	--	--	--	--	--	--	--	--	--	--	--	--	--	--	--	--	--	--	--	--	--	--	--	--	--	--	--	--	--	--	--	--	--	--	--	--	--	--	--	--	--	--	--	--	--	--	--	--	--	--	--	--	--	--	--	--	--	--	--	--	--	--	--	--	--	--	--	--	--	--	--	--	--	--	--	--	--	--	--	--	--	--	--	--	--	--	--	--	--	--	--	--	--	--	--	--	--	--	--	--	--	--	--	--	--	--	--	--	--	--	--	--	--	--	--	--	--	--	--	--	--	--	--	--	--	--	--	--	--	--	--	--	--	--	--	--	--	--	--	--	--	--	--	--	--	--	--	--	--	--	--	--	--	--	--	--	--	--	--	--	--	--	--	--	--	--	--	--	--	--	--	--	--	--	--	--	--	--	--	--	--	--	--	--	--	--	--	--	--	--	--	--	--	--	--	--	--	--	--	--	--	--	--	--	--	--	--	--	--	--	--	--	--	--	--	--	--	--	--	--	--	--	--	--	--	--	--	--	--	--	--	--	--	--	--	--	--	--	--	--	--	--	--	--	--	--	--	--	--	--	--	--	--	--	--	--	--	--	--	--	--	--	--	--	--	--	--	--	--	--	--	--	--	--	--	--	--	--	--	--	--	--	--	--	--	--	--	--	--	--	--	--	--	--	--	--	--	--	--	--	--	--	--	--	--	--	--	--	--	--	--	--	--	--	--	--	--	--	--	--	--	--	--	--	--	--	--	--	--	--	--	--	--	--	--	--	--	--	--	--	--	--	--	--	--	--	--	--	--	--	--	--	--	--	--	--	--	--	--	--	--	--	--	--	--	--	--	--	--	--	--	--	--	--	--	--	--	--	--	--	--	--	--	--	--	--	--	--	--	--	--	--	--	--	--	--	--	--	--	--	--	--	--	--	--	--	--	--	--	--	--	--	--	--	--	--	--	--	--	--	--	--	--	--	--	--	--	--	--	--	--	--	--	--	--	--	--	--	--	--	--	--	--	--	--	--	--	--	--	--	--	--	--	--	--	--	--	--	--	--	--	--	--	--	--	--	--	--	--	--	--	--	--	--	--	--	--	--	--	--	--	--	--	--	--	--	--	--	--	--	--	--	--	--	--	--	--	--	--	--	--	--	--	--	--	--	--	--	--	--	--	--	--	--	--	--	--	--	--	--	--	--	--	--	--	--	--	--	--	--	--	--	--	--	--	--	--	--	--	--	--	--	--	--	--	--	--	--	--	--	--	--	--	--	--	--	--	--	--	--	--	--	--	--	--	--	--	--	--	--	--	--	--	--	--	--	--	--	--	--	--	--	--	--	--	--	--	--	--	--	--	--	--	--	--	--	--	--	--	--	--	--	--	--	--	--	--	--	--	--	--	--	--	--	--	--	--	--	--	--	--	--	--	--	--	--	--	--	--	--	--	--	--	--	--	--	--	--	--	--	--	--	--	--	--	--	--	--	--	--	--	--	--	--	--	--	--	--	--	--	--	--	--	--	--	--	--	--	--	--	--	--	--	--	--	--	--	--	--	--	--	--	--	--	--	--	--	--	--	--	--	--	--	--	--	--	--	--	--	--	--	--	--	--	--	--	--	--	--	--	--	--	--	--	--	--	--	--	--	--	--	--	--	--	--	--	--	--	--	--	--	--	--	--	--	--	--	--	--	--	--	--	--	--	--	--	--	--	--	--	--	--	--	--	--	--	--	--	--	--	--	--	--	--	--	--	--	--	--	--	--	--	--	--	--	--	--	--	--	--	--	--	--	--	--	--	--	--	--	--	--	--	--	--	--	--	--	--	--	--	--	--	--	--	--	--	--	--	--	--	--	--	--	--	--	--	--	--	--	--	--	--	--	--	--	--	--	--	--	--	--	--	--	--	--	--	--	--	--	--	--	--	--	--	--	--	--	--	--	--	--	--	--	--	--	--	--	--	--	--	--	--	--	--	--	--	--	--	--	--	--	--	--	--	--	--	--	--	--	--	--	--	--	--	--	--	--	--	--	--	--	--	--	--	--	--	--	--	--	--	--	--	--	--	--	--	--	--	--	--	--	--	--	--	--	--	--	--	--	--	--	--	--	--	--	--	--	--	--	--	--	--	--	--	--	--	--	--	--	--	--	--	--	--	--	--	--	--	--	--	--	--	--	--	--	--	--	--	--	--	--	--	--	--	--	--	--	--	--	--	--	--	--	--	--	--	--	--	--	--	--	--	--	--	--	--	--	--	--	--	--	--	--	--	--	--	--	--	--	--	--	--	--	--	--	--	--	--	--	--	--	--	--	--	--	--	--	--	--	--	--	--	--	--	--	--	--	--	--	--	--	--	--	--	--	--	--	--	--	--	--	--	--	--	--	--	--	--	--	--	--	--	--	--	--	--	--	--	--	--	--	--	--	--	--	--	--	--	--	--	--	--	--	--	--	--	--	--	--	--	--	--	--	--	--	--	--	--	--	--	--	--	--	--	--	--	--	--	--	--	--	--	--	--	--	--	--	--	--	--	--	--	--	--	--	--	--	--	--	--	--	--	--	--	--	--	--	--	--	--	--	--	--	--	--	--	--	--	--	--	--	--	--	--	--	--	--	--	--	--	--	--	--	--	--	--	--	--	--	--	--	--	--	--	--	--	--	--	--	--	--	--	--	--	--	--	--	--	--	--	--	--	--	--	--	--	--	--	--	--	--	--	--	--	--	--	--	--	--	--	--	--	--	--	--	--	--	--	--	--	--	--	--	--	--	--	--	--	--	--	--	--	--	--	--	--	--	--	--	--	--	--	--	--	--	--	--	--	--	--	--	--	--	--	--	--	--	--	--	--	--	--	--	--	--	--	--	--	--	--	--	--	--	--	--	--	--	--	--	--	--	--	--	--	--	--	--	--	--	--	--	--	--	--	--	--	--	--	--	--	--	--	--	--	--	--	--	--	--	--	--

9/30/13 Trust 09	Philip Arnault				
10/2/13 Trust 09	Philip Arnault				
10/2/13 Trust 09	Philip Arnault	per diem advance Poland			
10/25/13 Trust 09	Robert Avila	per diem Dialog			
10/25/13 Trust 09	Philip Arnault	Dialog travel exp. Poland			
11/4/13 Trust 09	Ron Berry	air fare			
11/25/13 Trust 09	Philip Arnault	DC Woolly	197.2	197.2	
11/25/13 Trust 09		meetings	285.485	285.485	
12/5/13 Trust 09	Public Theatre	UTR reg. Arnault			
12/6/13 Trust 09	Philip Arnault	DC Kennan Institute, Woolly M	100	100	
12/6/13 Trust 09	Philip Arnault	Lodging UTR NY and airport travel			
12/9/13 Trust 09	Robert Avila	air ticket UTR & M Semil			
12/30/13 Trust 09	Philip Arnault	DC Hurley meeting	-140.5	140.5	
12/30/13 Trust 09	Philip Arnault	NY meetings			
1/15/14 Trust 09	Philip Arnault				
1/23/14 Trust 09	Cash	Cashier's check Department of State			
1/23/14 Trust 09	Laura Donovan	pd bal/dc meetings			
1/24/14 Trust 09	Philip Arnault	SF travel meetings Viktoria housing advance			
2/4/14 Trust 09	Philip Arnault	San Francisco			
2/12/14 Trust 09	Philip Arnault	meeting Moscow Festival at Woolly Mamou	-243.365	-243.365	
2/12/14 Trust 09	Philip Arnault	meeting Moscow Festival at Woolly Mamou	243.365	-243.365	
2/22/14 Trust 09	Thomas Graves	air ticket Moscow Golden Mask			
2/22/14 Trust 09	Philip Arnault	air ticket reimbursement (Arnault \$3,324.48)			
Money In.	50.00				
Money Out.					
Net Total					

**Center for International Theatre Development
Eastern & Central European Theatre Initiative**

**Final Financial Report
22 March 13 - 22 Feb 14**

Program Expenses

air fare	26,708.37
hotel	5,572.38
per diem	23,054.24
other	2,047.89
Total Program	57,382.88

Administrative Overhead

administrative assistant	1,926.98
telephone	679.35
office	1,036.50
supplies	2,415.71
other	6,601.32
Total Admin/Ovehead	12,659.86

Total Expenses 70,042.74

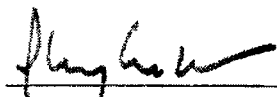
The \$42/74 variance in cash expinditures was covered by CITD
Orgnaizational funds.

DEATAL OF TRAVEL

a - air fare h - hotel p - per diem t - translator tkts - theatre tickets

Russian Case Festival (Moscow): Rob Melrose--a, t, tkts / Brent Lindsay--a, t, tkts
Hungary: Shelia Lewandowski--a, h, p, t, tkts **DIALOG Festival (Poland):** Mark Jackson--t
Robert Faires--a, h, t, tkts / Lisa Steindler--a, t, tkts / Robert Avila--a, h, p, t, tkts
Aysan Celik--t, tkts / Beatrice Basso--t, tkts / Rob Melrose--t, tkts / Paige Rogers--a, t, tkts
Michael McLain--a, t, tkts / Jackson Phippin--t, tkts / Howard Shalwitz--t, tkts / Gretchen Brosius -
Sheilia Leandowski--a, h, p, t, tkts **Hungary to US:** Kinga Kesztheley (Hungary)--a, t
Margaret Semil (Poland)--a, t

The TMU grant of \$70,000 were expended in accordance to the signed grant agreement
of December 2012.


Philip Amoult, director

20 Sep 14
date

Statement Regarding 2013 Expenditure Responsibility
Grant for the
Tax Year Ending on December 31, 2013
Pursuant to Section 4945(h) of the Internal Revenue Code of 1986

1. Grantee: Center For International Theatre Development
Philip Arnoult, Director
901 Lenton Avenue
Baltimore, Maryland 21212


1. Grantor: Trust For Mutual Understanding
6 West 48th Street, 12th Floor
New York, New York 10036

2. Date and Amount of Grants: January 3, 2013 \$70,000

3. Purpose of Grant: To support 2013 travel costs for the CITD's programmatic activities in Central and Eastern Europe and Russia.
(\$70,000)

4. Reports: The Center for International Theatre Development submitted a full and complete report of its expenditures on 09/24/2014. Pursuant to IRC Section 4942(a), the Foundation has made 2013 charitable disbursements in the amount of \$70,000 to Public Charities, as detailed in the attached Schedule. No portion of the payment received was used for a different purpose. No portion of the payment received was used to influence legislation or the outcome of any public election, to make any grant which does not comply with Sections 4945(d) (3) or 4945 (d) (4) of the Internal Revenue Code of 1986 as amended, or for any purpose other than one specified in section 170(C) (2) (B) of the Code.

5. If any additional information is required regarding the Center for International Theatre Development's use of the above referenced grants, please contact the Program Associate of the Foundation, Josh Rowe, at 212-843-0404.


Philip Arnoult, Officer

Form 8949

Statement A

Trust for Mutual Understanding
13-3212724

Short-Term Transactions:

	(a)	(b)	(c)	(d)	(e)	(f)	(g)	(h)
Shares	Description of Property	Date Acquired	Date Sold	Proceeds	Cost or other Basis	Code	Amount of Adjustment	Gain or (Loss)
380	Advance Auto Parts, Inc	08/29/12	04/16/13	30,478	27,362			3,116
270	Advance Auto Parts, Inc	08/29/12	04/19/13	21,111	19,441			1,669
20	Advance Auto Parts, Inc	02/28/13	03/26/13	1,629	1,537			91
20	Advance Auto Parts, Inc	08/29/12	03/26/13	1,629	1,440			189
970	Aflac, Inc	08/21/12	01/15/13	50,580	45,309			5,271
10	Aflac, Inc	02/28/13	04/26/13	532	502			30
20	Aflac, Inc	06/28/13	11/26/13	1,330	1,171			159
40	Aflac, Inc	02/28/13	03/26/13	2,093	2,009			85
90	Aflac, Inc	06/28/13	10/29/13	6,010	5,270			740
10	Alexion Pharmaceuticals, Inc	02/28/13	03/26/13	915	869			46
30	Alexion Pharmaceuticals, Inc	06/28/13	10/29/13	3,704	2,794			910
60	Alexion Pharmaceuticals, Inc	06/28/13	11/04/13	7,392	5,588			1,804
1000	Amada Co Ltd	01/07/13	04/26/13	7,764	6,717			1,047
20	Anadarko Petroleum Corporation	02/28/13	03/26/13	1,774	1,599			175
70	Anadarko Petroleum Corporation	06/28/13	10/29/13	6,831	6,053			778
20	Anadarko Petroleum Corporation	06/28/13	11/26/13	1,816	1,729			87
50	Arcos Dorados Holdings, Inc	01/07/13	03/26/13	667	698	W	31	(0)
200	Arcos Dorados Holdings, Inc	01/07/13	04/26/13	2,530	2,793			(263)
30	Arcos Dorados Holdings, Inc	01/07/13	05/29/13	429	419			10
130	Arcos Dorados Holdings, Inc	01/07/13	10/29/13	1,616	1,815			(199)
30	Arcos Dorados Holdings, Inc	01/07/13	11/26/13	352	419			(66)
30	Baker Hughes Incorporated	02/28/13	03/26/13	1,368	1,349			19
90	Baker Hughes Incorporated	07/11/13	10/29/13	5,265	4,448			817
20	Baker Hughes Incorporated	07/11/13	11/26/13	1,140	989			151
20	BioMarin Pharmaceutical Inc	02/28/13	03/26/13	1,210	1,156			54
50	BioMarin Pharmaceutical Inc	06/28/13	10/29/13	3,274	2,819			455
10	BioMarin Pharmaceutical Inc	06/28/13	11/26/13	709	564			146
20	Boskalis Westminster - CVA	03/01/13	03/26/13	826	860			(33)
20	Boskalis Westminster - CVA	07/01/13	11/26/13	977	739			237
70	Boskalis Westminster - CVA	07/01/13	10/29/13	3,323	2,588			735
100	Capital One Financial Corp	03/13/13	04/26/13	5,707	5,491			216
20	Capital One Financial Corp	03/13/13	05/29/13	1,236	1,098			137
60	Capital One Financial Corp	06/28/13	10/29/13	4,253	3,788			465
20	Capital One Financial Corp	03/13/13	03/26/13	1,101	1,098			2
20	Capital One Financial Corp	06/28/13	11/26/13	1,421	1,263			158
70	CareFusion Corporation	02/28/13	03/26/13	2,429	2,300			130
170	CareFusion Corporation	06/28/13	10/29/13	6,686	6,303			383
50	CareFusion Corporation	06/28/13	11/26/13	1,990	1,854			136
350	Centrica plc	07/01/13	11/26/13	1,912	1,953			(41)
550	Centrica plc	03/01/13	03/26/13	3,034	2,943			91

Form 8949

Statement A

Trust for Mutual Understanding
13-3212724

Short-Term Transactions:

	(a)	(b)	(c)	(d)	(e)	(f)	(g)	(h)
Shares	Description of Property	Date Acquired	Date Sold	Proceeds	Cost or other Basis	Code	Amount of Adjustment	Gain or (Loss)
1340	Centrica plc	07/01/13	10/29/13	7,748	7,476			272
20	Chevron Corporation	02/28/13	03/26/13	2,420	2,355			65
50	Chevron Corporation	06/28/13	10/29/13	6,064	5,941			123
10	Chevron Corporation	06/28/13	11/26/13	1,232	1,188			44
50	China Mobile (Hong Kong) Ltd	08/21/12	05/29/13	2,647	2,665	W	18	(0)
50	China Mobile (Hong Kong) Ltd	02/28/13	03/26/13	2,641	2,750			(109)
90	China Mobile (Hong Kong) Ltd	06/28/13	10/29/13	4,684	4,673			11
40	China Mobile (Hong Kong) Ltd	08/21/12	03/26/13	2,113	2,132			(19)
50	China Mobile (Hong Kong) Ltd	06/28/13	11/26/13	2,641	2,596			45
220	China Mobile (Hong Kong) Ltd	08/21/12	04/26/13	11,957	11,727			230
100	Coach, Inc	08/08/13	10/29/13	5,070	5,404			(334)
30	Coach, Inc	08/08/13	11/26/13	1,695	1,621			74
30	Comcast Corporation - CL A	02/28/13	03/26/13	1,241	1,199			42
80	Comcast Corporation - CL A	06/28/13	10/29/13	3,811	3,334			477
20	Comcast Corporation - CL A	06/28/13	11/26/13	998	834			165
70	Comerica Incorporated	06/28/13	10/29/13	3,036	2,799			237
20	Comerica Incorporated	06/28/13	11/26/13	911	800			112
20	Continental Resources, Inc	02/28/13	03/26/13	1,762	1,765			(3)
60	Continental Resources, Inc	06/28/13	10/29/13	6,996	5,173			1,822
10	Continental Resources, Inc	06/28/13	11/26/13	1,122	862			260
30	Copa Holdings SA Cl A	07/22/13	10/29/13	4,530	4,256			274
10	Copa Holdings SA Cl A	07/22/13	11/26/13	1,539	1,419			120
30	Covidien PLC	02/28/13	03/26/13	2,021	1,914			107
240	Covidien PLC	06/28/13	10/03/13	14,566	13,755			811
160	Delphi Automotive PLC	11/02/12	04/26/13	7,161	5,358			1,804
40	Delphi Automotive PLC	11/02/12	05/29/13	1,990	1,339			651
10	Delphi Automotive PLC	02/28/13	03/26/13	443	419			24
30	Delphi Automotive PLC	02/28/13	04/26/13	1,343	1,256			86
30	Delphi Automotive PLC	06/28/13	11/26/13	1,731	1,532			199
120	Delphi Automotive PLC	06/28/13	10/29/13	6,787	6,127			660
70	DnB Holding ASA	10/30/13	11/26/13	1,229	1,276			(47)
80	DnB Holding ASA	05/08/13	05/29/13	1,306	1,348	W	42	-
2371	DoubleLine Total Return Bnd Fd	11/09/12	04/25/13	27,100	27,005			95
95966	DoubleLine Total Return Bnd Fd	11/09/12	09/06/13	1,037,387	1,093,047			(55,660)
439 17	DoubleLine Total Return Bnd Fd	11/30/12	09/06/13	4,747	4,989			(242)
381 41	DoubleLine Total Return Bnd Fd	05/31/13	09/06/13	4,123	4,298			(175)
392 51	DoubleLine Total Return Bnd Fd	06/28/13	09/06/13	4,243	4,329			(86)
408 86	DoubleLine Total Return Bnd Fd	07/31/13	09/06/13	4,420	4,481			(61)
411 68	DoubleLine Total Return Bnd Fd	08/30/13	09/06/13	4,450	4,479			(29)
702 37	DoubleLine Total Return Bnd Fd	05/13/13	09/06/13	7,593	8,000			(407)

Form 8949

Statement A

Trust for Mutual Understanding
13-3212724

Short-Term Transactions:

	(a)	(b)	(c)	(d)	(e)	(f)	(g)	(h)
Shares	Description of Property	Date Acquired	Date Sold	Proceeds	Cost or other Basis	Code	Amount of Adjustment	Gain or (Loss)
10	Dover Corp	11/19/12	05/29/13	781	626			155
10	Dover Corp	02/28/13	04/26/13	691	736			(46)
50	Dover Corp	06/28/13	10/29/13	4,596	3,907			689
10	Dover Corp	02/28/13	03/26/13	728	736			(8)
10	Dover Corp	06/28/13	11/26/13	915	781			134
70	Dover Corp	11/19/12	04/26/13	4,835	4,384			451
80	Expedia, Inc	07/18/13	10/29/13	4,046	5,234			(1,188)
20	Expedia, Inc	07/18/13	11/26/13	1,249	1,308			(60)
20	FedEx Corporation	09/21/12	05/29/13	1,935	1,690			245
30	FedEx Corporation	02/28/13	03/26/13	2,931	3,175			(244)
230	FedEx Corporation	06/28/13	10/31/13	30,087	22,859			7,228
20	FedEx Corporation	09/21/12	03/26/13	1,954	1,690			264
120	FedEx Corporation	09/21/12	04/26/13	11,329	10,140			1,189
10	Goldman Sachs Group	10/16/12	05/29/13	1,633	1,234			399
10	Goldman Sachs Group	02/28/13	03/26/13	1,464	1,509			(44)
20	Goldman Sachs Group	06/28/13	10/29/13	3,235	3,045			190
10	Goldman Sachs Group	06/28/13	11/26/13	1,685	1,522			163
40	Goldman Sachs Group	10/16/12	04/26/13	5,775	4,934			840
40	Google Inc - Class A	06/28/13	10/28/13	40,615	35,263			5,352
70	Google Inc - Class A	10/10/13	10/28/13	71,077	60,441			10,636
60	Google Inc - Class A	10/10/13	10/29/13	61,045	51,807			9,238
40	Honeywell Inc	02/28/13	03/26/13	3,016	2,816			201
100	Honeywell Inc	06/28/13	10/29/13	8,732	7,979			753
28	Honeywell Inc	06/28/13	11/26/13	2,487	2,234			253
20	Incyte Corporation	11/04/13	11/26/13	947	811			135
170	ING Groep	12/14/12	03/26/13	1,237	1,618	W	381	-
170	ING Groep	12/14/12	05/29/13	1,566	1,618			(52)
170	ING Groep	08/26/13	11/26/13	2,190	1,966			224
660	ING Groep	08/26/13	10/29/13	8,460	7,633			828
50	J P Morgan Chase & Co	08/21/12	03/26/13	2,425	1,931			494
290	J P Morgan Chase & Co	08/21/12	04/26/13	14,169	11,197			2,972
70	J P Morgan Chase & Co	08/21/12	05/29/13	3,842	2,703			1,140
70	J P Morgan Chase & Co	02/28/13	03/26/13	3,394	3,453			(59)
180	J P Morgan Chase & Co	06/28/13	10/29/13	9,440	9,550			(111)
50	J P Morgan Chase & Co	06/28/13	11/26/13	2,867	2,653			214
20	Johnson Matthey PLC	07/01/13	11/26/13	1,040	814			227
30	Johnson Matthey PLC	03/01/13	03/26/13	1,013	1,044			(31)
80	Johnson Matthey PLC	07/01/13	10/29/13	3,814	3,255			560
3000	Kalbe Farma TBK PT	05/21/13	11/26/13	318	478			(160)
11500	Kalbe Farma TBK PT	05/21/13	10/29/13	1,382	1,830	E	27	(421)

Form 8949

Statement A

Trust for Mutual Understanding
13-3212724

Short-Term Transactions:

	(a)	(b)	(c)	(d)	(e)	(f)	(g)	(h)
Shares	Description of Property	Date Acquired	Date Sold	Proceeds	Cost or other Basis	Code	Amount of Adjustment	Gain or (Loss)
0 71	Liberty Global PLC - A	12/13/12	06/14/13	53	54			(1)
1045	Liberty Global PLC - A	12/13/12	06/14/13	76,454	78,742			(2,288)
0 84	Liberty Global, PLC - Ser C	12/13/12	06/14/13	59	59			(1)
780	Liberty Global, PLC - Ser C	12/13/12	06/14/13	53,611	55,045			(1,434)
0 75	Mallinckrodt PLC	06/28/13	07/08/13	32	34	W	2	0
29 25	Mallinckrodt PLC	06/28/13	10/29/13	1,257	1,331			(74)
20	Mallinckrodt PLC	06/17/13	11/26/13	1,031	903			128
10	Mastercard Inc - Class A	06/28/13	10/29/13	7,325	5,730			1,596
2	Mastercard Inc - Class A	06/28/13	11/26/13	1,523	1,146			377
8	Mastercard Inc - Class A	06/28/13	12/24/13	6,497	4,584			1,913
40	Merck & Co Inc	02/28/13	03/26/13	1,770	1,722			48
140	Merck & Co Inc	10/03/13	10/29/13	6,370	6,800			(431)
40	Merck & Co Inc	10/03/13	11/26/13	1,975	1,943			32
270	Microsoft Corp	11/06/12	03/26/13	7,595	8,052	W	220	(237)
170	Microsoft Corp	11/06/12	04/26/13	5,425	5,070			355
330	Microsoft Corp	11/07/12	04/26/13	10,530	9,807			723
100	Microsoft Corp	11/07/12	05/29/13	3,489	2,972			517
310	Microsoft Corp	06/28/13	10/29/13	11,005	10,792			213
80	Microsoft Corp	06/28/13	11/26/13	3,003	2,785			218
920	MSCI Inc	10/02/12	07/15/13	31,817	24,152			7,664
840	MSCI Inc	10/02/12	07/16/13	28,916	22,052			6,864
760	MSCI Inc	10/02/12	07/18/13	26,407	19,952			6,455
420	MSCI Inc	10/02/12	07/19/13	14,574	11,026			3,548
20	MSCI Inc	10/03/12	07/12/13	690	547			144
40	MSCI Inc	10/03/12	07/15/13	1,383	1,093			290
30	MSCI Inc	10/15/12	07/19/13	1,041	773			268
770	MSCI Inc	10/02/12	07/17/13	26,595	20,215			6,381
100	Murata Manufacturing Company,	07/01/13	10/29/13	7,983	7,671			312
200	Murata Manufacturing Osaka	02/06/13	04/26/13	15,793	12,802			2,991
100	NetApp, Inc	06/28/13	10/29/13	3,972	3,808			164
20	NetApp, Inc	06/28/13	11/26/13	819	762			57
50	Novartis AG - ADR	02/28/13	03/26/13	3,551	3,395			156
120	Novartis AG - ADR	06/28/13	10/29/13	9,495	8,519			977
30	Novartis AG - ADR	06/28/13	11/26/13	2,380	2,130			250
10	Oceaneering International, Inc	02/28/13	03/26/13	664	637			27
40	Oceaneering International, Inc	06/28/13	10/29/13	3,435	2,907			528
10	Oceaneering International, Inc	06/28/13	11/26/13	776	727			50
90	Ophir Energy Plc	05/03/12	04/26/13	561	723	B	(113)	(275)
50	Oracle Corporation	02/28/13	03/26/13	1,573	1,718			(144)
120	Oracle Corporation	06/28/13	10/29/13	4,030	3,697			332

Form 8949

Statement A

Trust for Mutual Understanding
13-3212724

Short-Term Transactions:

	(a)	(b)	(c)	(d)	(e)	(f)	(g)	(h)
Shares	Description of Property	Date Acquired	Date Sold	Proceeds	Cost or other Basis	Code	Amount of Adjustment	Gain or (Loss)
30	Oracle Corporation	06/28/13	11/26/13	1,052	924			128
30	Pepsico, Inc	02/28/13	03/12/13	2,304	2,277			27
530	Pharmacyclics Inc	06/19/12	03/12/13	48,399	22,608			25,791
530	Pharmacyclics Inc	06/18/12	03/12/13	48,399	21,939			26,461
4000	PICC Prop & Casualty Co Ltd	02/04/13	10/29/13	5,776	6,177			(401)
2000	PICC Prop & Casualty Co Ltd	02/04/13	11/26/13	3,201	3,088			113
6000	PICC Prop & Casualty Co Ltd	02/04/13	04/26/13	7,520	9,265			(1,746)
70	Prudential plc	07/01/13	11/26/13	1,441	1,163			278
270	Prudential plc	07/01/13	10/29/13	5,515	4,487			1,028
110	Prudential plc	03/01/13	03/26/13	1,821	1,636			185
30	Qualcomm Inc	02/28/13	03/26/13	1,995	1,977			18
520	Qualcomm Inc	04/25/13	08/19/13	34,945	32,363			2,582
360	Qualcomm Inc	06/28/13	08/19/13	24,193	22,160			2,032
460	Qualcomm Inc	04/25/13	08/15/13	30,653	28,629			2,024
20	Regeneron Pharmaceuticals	06/28/13	10/29/13	5,979	4,551			1,428
20	Regeneron Pharmaceuticals	06/28/13	11/04/13	5,674	4,551			1,124
10	Reinsurance Group of America,	07/26/12	03/26/13	588	567			21
60	Reinsurance Group of America,	07/26/12	04/26/13	3,701	3,402			300
20	Reinsurance Group of America,	07/26/12	05/29/13	1,302	1,134			168
10	Reinsurance Group of America,	02/28/13	03/26/13	588	577			11
20	Reinsurance Group of America,	10/29/13	11/26/13	1,495	1,446			49
10	Roche Holdings AG	03/01/13	03/26/13	2,303	2,275			28
10	Roche Holdings AG	07/01/13	11/26/13	2,784	2,497			287
30	Roche Holdings AG	07/01/13	10/29/13	8,320	7,492			828
10	Roche Holdings AG	04/12/12	03/26/13	2,303	1,721			582
210	Royal Caribbean Cruises Ltd	06/28/13	10/29/13	9,034	7,056			1,978
50	Royal Caribbean Cruises Ltd	06/28/13	11/26/13	2,214	1,680			534
60	Royal Caribbean Cruises Ltd	02/28/13	03/26/13	1,937	2,102	W	164	-
30	Royal Dutch Shell PLC-ADR A	02/28/13	04/26/13	2,005	1,978			27
20	Royal Dutch Shell PLC-ADR A	06/28/13	11/26/13	1,339	1,281			59
0 6175	Royal Dutch Shell PLC-ADR A	12/23/13	12/27/13	44	43			0
0 9185	Royal Dutch Shell PLC-ADR A	09/26/13	09/30/13	61	60	B	2	2
40	Safran SA	07/01/13	11/26/13	2,613	2,119			495
50	Safran SA	03/01/13	03/26/13	2,269	2,342			(73)
130	Safran SA	07/01/13	10/29/13	8,394	6,886			1,509
90	Sberbank - Sponsored ADR	03/12/13	03/26/13	1,132	1,253	W	122	-
330	Sberbank - Sponsored ADR	03/12/13	10/29/13	4,198	4,596			(397)
90	Sberbank - Sponsored ADR	03/12/13	11/26/13	1,126	1,253			(128)
100	Seattle Genetics, Inc	01/22/13	04/26/13	3,739	2,955			784
10	Seattle Genetics, Inc	01/22/13	05/29/13	350	295			54

Form 8949

Statement A

Trust for Mutual Understanding
13-3212724

Short-Term Transactions:

	(a)	(b)	(c)	(d)	(e)	(f)	(g)	(h)
Shares	Description of Property	Date Acquired	Date Sold	Proceeds	Cost or other Basis	Code	Amount of Adjustment	Gain or (Loss)
20	Seattle Genetics, Inc	06/28/13	11/26/13	829	633			195
20	Seattle Genetics, Inc	01/22/13	03/26/13	724	591			133
60	Seattle Genetics, Inc	06/28/13	10/29/13	2,439	1,899			539
3000	Singapore Telecom LTD	05/11/12	04/26/13	9,132	7,807			1,326
60	Smiths Group plc	07/01/13	11/26/13	1,338	1,218			120
220	Smiths Group plc	07/01/13	10/29/13	4,970	4,467			503
90	St Jude Medical	10/04/13	10/29/13	5,241	5,085			156
20	St Jude Medical	10/04/13	11/26/13	1,162	1,130			32
50	Subsea 7 SA	07/17/13	11/26/13	971	937			34
210	Subsea 7 SA	07/17/13	10/29/13	4,562	3,936			626
50	Svenska Handelsbanken AB - A s	03/01/13	03/26/13	2,114	2,184	B	(3)	(72)
190	SwedBank AB	07/01/13	10/29/13	5,059	4,426			633
50	SwedBank AB	07/01/13	11/26/13	1,279	1,165			114
70	SwedBank AB	03/01/13	03/26/13	1,582	1,701			(119)
445 27	TCW Emerging Markets Income Fd	06/29/12	06/06/13	3,963	3,860	B	(18)	85
557 72	TCW Emerging Markets Income Fd	11/30/12	02/28/13	5,187	5,222	B	(9)	(45)
564 97	TCW Emerging Markets Income Fd	09/28/12	02/28/13	5,254	5,172	B	(9)	73
567 13	TCW Emerging Markets Income Fd	08/31/12	02/28/13	5,274	5,146	B	(9)	119
568 7	TCW Emerging Markets Income Fd	07/31/12	02/28/13	5,289	5,121	B	(9)	159
559 81	TCW Emerging Markets Income Fd	11/01/12	02/28/13	5,206	5,197	B	(9)	(0)
20	Thermo Fisher Scientific Inc	02/28/13	03/26/13	1,498	1,482			17
210	Thermo Fisher Scientific Inc	06/28/13	07/12/13	18,487	17,881			606
40	Tiffany & Co	07/26/12	04/26/13	2,924	2,231			694
10	Tiffany & Co	07/26/12	05/29/13	784	558			226
30	Tiffany & Co	06/28/13	10/29/13	2,390	2,187			203
10	Tiffany & Co	06/28/13	11/26/13	878	729			149
40	Tiffany & Co	06/28/13	12/20/13	3,633	2,916			717
10	Tiffany & Co	02/28/13	03/26/13	682	674			9
10	Tiffany & Co	07/26/12	03/26/13	682	558			125
20	Toronto-Dominion Bank	02/28/13	03/26/13	1,657	1,647			10
20	Toronto-Dominion Bank	10/31/13	11/26/13	1,839	1,847	W	9	0
30	United Continental Hld Inc	11/11/13	11/26/13	1,172	1,058			114
40	UnitedHealth Group Inc	07/18/12	03/26/13	2,221	2,249	W	21	(7)
30	UnitedHealth Group Inc	07/18/12	05/29/13	1,901	1,687			214
80	UnitedHealth Group Inc	06/28/13	10/29/13	5,444	5,284			160
30	UnitedHealth Group Inc	11/04/13	11/26/13	2,240	2,070			170
120	UnitedHealth Group Inc	07/18/12	04/26/13	7,158	6,748			410
40	Vedanta Resources PLC	03/01/13	07/16/13	661	715	B	7	(46)
20	Virgin Media Inc	12/13/12	05/29/13	1,002	709	B	(2)	291
100	Virgin Media Inc	12/13/12	04/26/13	4,937	3,551	B	(4)	1,383

Form 8949

Statement A

Trust for Mutual Understanding
13-3212724

Short-Term Transactions:

	(a)	(b)	(c)	(d)	(e)	(f)	(g)	(h)
Shares	Description of Property	Date Acquired	Date Sold	Proceeds	Cost or other Basis	Code	Amount of Adjustment	Gain or (Loss)
110	Vodafone Group PLC - SP ADR	02/28/13	10/03/13	3,905	2,777			1,128
110	Vodafone Group PLC - SP ADR	03/12/13	03/26/13	3,140	3,042			98
490	Vodafone Group PLC - SP ADR	03/12/13	04/26/13	14,994	13,551			1,442
100	Vodafone Group PLC - SP ADR	03/12/13	05/29/13	2,931	2,766			165
1570	Vodafone Group PLC - SP ADR	03/12/13	10/03/13	55,737	43,420			12,317
1010	Vodafone Group PLC - SP ADR	06/28/13	10/03/13	35,856	29,179			6,677
30	Wal-Mart Stores, Inc	02/28/13	03/26/13	2,241	2,149			92
100	Wal-Mart Stores, Inc	06/28/13	10/29/13	7,696	7,528			168
20	Wal-Mart Stores, Inc	06/28/13	11/26/13	1,611	1,506			105
70	Wells Fargo Company	02/28/13	03/26/13	2,604	2,469			135
180	Wells Fargo Company	06/28/13	10/29/13	7,691	7,476			215
50	Wells Fargo Company	06/28/13	11/26/13	2,221	2,077			144
10	Yum! Brands, Inc	02/28/13	03/26/13	710	657			53
60	Yum! Brands, Inc	06/28/13	10/29/13	4,021	4,181			(160)
20	Yum! Brands, Inc	06/28/13	11/26/13	1,553	1,394			159
100	Yum! Brands, Inc	04/22/13	04/26/13	6,694	6,535			159
60	AFLAC INC	04/26/12	01/16/13	3,130	2,696	E	(1)	433
250	AFLAC INC	04/27/12	01/16/13	13,041	11,231		0	1,811
270	AFLAC INC	04/27/12	01/16/13	14,085	12,129	E	(6)	1,950
20	Apache Corporation	06/28/13	11/26/13	1,879	1,687	T	(193)	-
70	Apache Corporation	06/28/13	10/29/13	6,350	5,903	T	(447)	(0)
10	GOOGLE INC-A	10/18/12	03/26/13	8,105	6,889	T	(1,215)	-
20	GOOGLE INC-A	10/18/12	04/26/13	16,037	13,779	T	(2,259)	-
10	GOOGLE INC-A	10/19/12	04/26/13	8,019	6,883	T	(1,135)	-
540	HEWLETT PACKARD CO COM (**)	06/28/13	08/12/13	14,412	13,442		0	970
20	HYUNDAI MOTOR CO LTD-PFD	12/13/12	04/26/13	1,405	1,373	E	(9)	23
10	HYUNDAI MOTOR CO LTD-PFD	07/01/13	10/29/13	1,103	869	BE	1	235
170	ING GROEP NV-CVA	11/19/12	04/26/13	1,375	1,741	B	123	(243)
620	ING GROEP NV-CVA	12/14/12	04/26/13	5,013	5,900		0	(887)
80	KOREA ELECTRIC POWER CORP	03/04/13	03/27/13	2,118	2,392	BE	22	(252)
20	LG ELECTRONICS PFD	07/01/13	09/23/13	478	483	BE	3	(1)
80	LG ELECTRONICS PFD	07/01/13	09/24/13	1,920	1,930	B	6	(4)
0 75	MALLINCKRODT PLC	06/07/13	10/29/13	32	36	B	2	(2)
40	MALLINCKRODT PLC	06/17/13	10/29/13	1,719	1,807		0	(88)
20	OPHIR ENERGY PLC	05/03/12	03/26/13	143	161	BW	(7)	(25)
10	OPHIR ENERGY PLC	05/03/12	03/26/13	72	80	B	(13)	(21)
500	PT SEMEN INDONESIA (PERSERO), TBK	03/01/13	03/27/13	933	902	B	(2)	29
1500	PT SEMEN INDONESIA (PERSERO), TBK	07/01/13	10/29/13	1,883	2,610	BE	20	(707)
500	PT SEMEN INDONESIA (PERSERO), TBK	07/01/13	11/26/13	542	870	BE	(3)	(330)
60	ROYAL CARIBBEAN CRUISES LTD	03/21/13	04/26/13	2,161	2,156	B	154	158

Form 8949

Statement A

Trust for Mutual Understanding
13-3212724

Short-Term Transactions:

	(a)	(b)	(c)	(d)	(e)	(f)	(g)	(h)
Shares	Description of Property	Date Acquired	Date Sold	Proceeds	Cost or other Basis	Code	Amount of Adjustment	Gain or (Loss)
270	ROYAL CARIBBEAN CRUISES LTD	04/18/13	04/26/13	9,723	9,011		(0)	712
8	ROYAL DUTCH SHELL PLC ADR A	06/28/13	10/29/13	555	512		0	43
1 4096	ROYAL DUTCH SHELL PLC ADR A	09/26/13	10/29/13	98	93	B	2	8
2 9602	ROYAL DUTCH SHELL PLC ADR A	09/26/13	10/29/13	205	195	B	5	16
29 038	ROYAL DUTCH SHELL PLC ADR A	09/26/13	10/29/13	2,015	1,910	B	51	156
2 6055	ROYAL DUTCH SHELL PLC ADR A	09/26/13	10/29/13	181	171	B	5	14
15 365	ROYAL DUTCH SHELL PLC ADR A	09/26/13	10/29/13	1,066	1,011	B	27	82
10 854	ROYAL DUTCH SHELL PLC ADR A	09/26/13	10/29/13	753	714	B	19	58
9 7685	ROYAL DUTCH SHELL PLC ADR A	09/26/13	10/29/13	678	643	B	17	52
10	SAMSUNG ELECTRONICS CO LTD PFD	06/13/12	03/27/13	7,754	6,464	BE	56	1,345
10	SAMSUNG ELECTRONICS CO LTD PFD	06/13/12	04/26/13	7,961	6,464	BE	(15)	1,481
10	SAMSUNG ELECTRONICS CO LTD PFD	07/01/13	10/29/13	9,290	7,862	BE	1	1,429
10	SAMSUNG ELECTRONICS CO LTD PFD	07/01/13	11/13/13	9,190	7,862	BE	(12)	1,316
20	SAMSUNG ELECTRONICS CO LTD PFD	08/19/13	11/15/13	18,876	15,553	BE	(669)	2,654
30	SAMSUNG ELECTRONICS CO LTD PFD	08/19/13	11/18/13	29,074	23,329	BE	(33)	5,712
23	SAMSUNG ELECTRONICS CO LTD PFD	08/20/13	11/18/13	22,290	17,870	BE	24	4,444
30	SAMSUNG ELECTRONICS CO LTD PFD	08/23/13	11/15/13	28,314	23,398	BE	(95)	4,822
20	SAMSUNG ELECTRONICS CO LTD PFD	08/26/13	11/13/13	18,379	15,683	BE	518	3,214
20	SAMSUNG ELECTRONICS CO LTD PFD	08/27/13	11/13/13	18,379	15,625	BE	(16)	2,738
80	SBERBANK BANK OF RUSSIA	02/15/13	05/29/13	1,042	1,200	B	86	(72)
90	SBERBANK BANK OF RUSSIA	03/12/13	05/29/13	1,172	1,253		(0)	(81)
10	SBERBANK BANK OF RUSSIA	03/20/13	05/29/13	130	140	B	0	(9)
6000	SINGAPORE TELECOMMUNICATIONS (SG)	07/01/13	07/15/13	18,172	17,792		(0)	380
13590	TCW EMRG MKTS INCM-I	07/02/12	06/06/13	120,954	118,234	B	(546)	2,174
3000	TCW EMRG MKTS INCM-I	07/02/12	06/06/13	26,700	26,100	B	(120)	480
0 0002	TCW EMRG MKTS INCM-I	07/02/12	06/06/13	0	0	T	(0)	(0)
155 31	VANGUARD GNMA FUND-ADM	06/29/12	04/25/13	1,691	1,718	B	8	(19)
4050	VIRGIN MEDIA INC	12/13/12	06/07/13	70,875	10,066	BE	-	60,809
Totals				3,230,494	2,974,549	-	(4,785)	251,160

Form 8949

Statement B

Trust for Mutual Understanding
13-3212724

Short-Term Transactions:

	(a)	(b)	(c)	(d)	(e)	(f)	(g)	(h)
Shares	Description of Property	Date Acquired	Date Sold	Proceeds	Cost or other Basis	Code	Amount of Adjustment	Gain or (Loss)
105000	Comcast Corp 5 70% 05/15/2018	02/14/13	04/25/13	127,360	125,273			2,087
75000	Connecticut St 5 3% 12/01/23	12/10/12	02/25/13	93,352	94,641			(1,290)
95000	GE Cap Corp 5 625% 05/01/18	08/22/12	03/15/13	112,425	110,749			1,676
111000	General Elec 4 65% 10/17/21	03/15/13	12/13/13	121,102	123,748			(2,645)
127000	Morgan Stanley 1 75% 02/25/16	02/21/13	10/23/13	128,210	127,079			1,131
140000	Morgan Stanley 6 00% 04/28/15	03/15/12	02/21/13	152,778	145,259			7,518
40	MSCI Inc	02/28/13	07/12/13	1,381	1,334			46
125000	NBC Universal 2 875% 1/15/23	04/25/13	09/17/13	116,040	128,592			(12,552)
8	Ophir Energy Plc - Nil Paid Rt	03/01/13	03/15/13	21	-			21
580	Ophir Energy Plc - Nil Paid Rt	05/04/12	03/15/13	1,539	-			1,539
820	Ophir Energy Plc - Nil Paid Rt	05/03/12	03/15/13	2,176	-			2,176
0 5	PICC Prop & Cas Rt Exp 6/13/13	11/05/12	05/28/13	-	-			-
1261 7	PICC Prop & Cas Rt Exp 6/13/13	11/16/12	06/11/13	537	-			537
1454 2	PICC Prop & Cas Rt Exp 6/13/13	11/15/12	06/11/13	619	-			619
1645 6	PICC Prop & Cas Rt Exp 6/13/13	11/06/12	06/11/13	700	-			700
1760	PICC Prop & Cas Rt Exp 6/13/13	02/06/13	06/11/13	749	-			749
1760	PICC Prop & Cas Rt Exp 6/13/13	02/05/13	06/11/13	749	-			749
1937 1	PICC Prop & Cas Rt Exp 6/13/13	11/19/12	06/11/13	824	-			824
2110 9	PICC Prop & Cas Rt Exp 6/13/13	11/27/12	06/11/13	898	-			898
2200	PICC Prop & Cas Rt Exp 6/13/13	02/04/13	06/11/13	936	-			936
2373 3	PICC Prop & Cas Rt Exp 6/13/13	11/05/12	06/11/13	1,010	-			1,010
2495 9	PICC Prop & Cas Rt Exp 6/13/13	11/12/12	06/11/13	1,062	-			1,062
2907 3	PICC Prop & Cas Rt Exp 6/13/13	11/13/12	06/11/13	1,237	-			1,237
158000	U S Treasury 5 375% 02/15/31	07/11/13	10/23/13	204,394	201,730			2,664
122000	US Bancorp 4 125% 05/24/21	07/16/13	09/11/13	126,884	129,871			(2,987)
24000	US Treas Inf lx 1 625% 1/15/15	02/13/13	11/05/13	30,287	30,094			194
148000	US Treas Inf lx 1 625% 1/15/15	01/16/13	11/05/13	186,772	185,466			1,307
315000	US Treas N/B 0 625% 04/30/18	05/16/13	09/17/13	302,634	312,507			(9,873)
310000	US Treas N/B 1 125% 05/31/19	05/16/13	07/11/13	299,961	311,300			(11,338)
299000	US Treas N/B 2 5% 08/15/2023	09/17/13	10/01/13	295,823	290,011			5,812
35000	US Treas N/B 2 625% 11/15/20	12/10/12	07/11/13	36,306	38,487			(2,182)
162000	US Treasury N/B 1 75% 5/15/22	02/25/13	07/11/13	153,210	162,043			(8,832)
55000	US Treasury N/B 1 75% 5/15/22	02/25/13	04/25/13	55,784	55,015			769
80000	US Treasury N/B 3 625% 8/15/19	04/02/13	07/11/13	88,813	92,094			(3,281)
5000	US Treasury TIPS 1 25% 4/15/14	09/10/12	04/25/13	5,592	5,732			(141)
126000	US Treasury TIPS 1 25% 4/15/14	12/06/12	11/05/13	139,929	138,998			931
50000	US Tres Infl 2 5% 07/15/2016	01/16/13	11/05/13	63,734	63,685			49
48000	US Tres Infl 2 5% 07/15/2016	12/11/12	11/05/13	61,185	61,119			66
68000	Wachovia 6% 11/15/2017	12/20/12	07/16/13	78,363	80,203			(1,841)

Form 8949

Trust for Mutual Understanding
13-3212724

Statement B

Short-Term Transactions:

(a)		(b)	(c)	(d)	(e)	(f)	(g)	(h)
Shares	Description of Property	Date Acquired	Date Sold	Proceeds	Cost or other Basis	Code	Amount of Adjustment	Gain or (Loss)
32 362	Vanguard GNMA Fund-ADM	11/30/12	04/25/13	352	356			(4)
Totals				2,995,729	3,015,385	-	-	(19,656)

Form 8949

Statement C

Trust for Mutual Understanding

Short-Term Transactions:

13-3212724

	(a)	(b)	(c)	(d)	(e)	(f)	(g)	(h)
Shares	Description of Property	Date Acquired	Date Sold	Proceeds	Cost or other Basis	Code	Amount of Adjustment	Gain or (Loss)
70	HEWLETT PACKARD CO COM (**)	06/28/13	08/12/13	1,868	1,742		-	126
70	Hewlett-Packard Company	02/28/13	08/12/13	1,868	1,416		-	452
20	Ophir Energy Plc	03/01/13	05/28/13	122	144		-	(21)
80	SANTOS LTD	03/01/13	08/26/13	1,063	1,083		-	(20)
610	VEDANTA RESOURCES	07/01/13	07/16/13	10,084	9,682		-	402
Totals				15,005	14,067	-	-	939

Form 8949

Statement D

Trust for Mutual Understanding
13-3212724

Long-Term Transactions:

	(a)	(b)	(c)	(d)	(e)	(f)	(g)	(h)
Shares	Description of Property	Date Acquired	Date Sold	Proceeds	Cost or other Basis	Code	Amount of Adjustment	Gain or (Loss)
30	Aflac, Inc	10/12/11	01/17/13	1,542	1,237			305
180	Aflac, Inc	10/12/11	04/26/13	9,576	7,422			2,154
50	Aflac, Inc	10/12/11	05/29/13	2,796	2,062			734
720	Aflac, Inc	10/12/11	06/11/13	40,707	29,687			11,020
1030	Aflac, Inc	10/12/11	06/12/13	57,904	42,468			15,436
270	Centrica plc	05/10/11	03/26/13	1,489	1,367			123
460	Centrica plc	05/10/11	05/29/13	2,710	2,328			381
2120	Centrica plc	05/10/11	04/26/13	12,244	10,731			1,514
90	China Mobile (Hong Kong) Ltd	08/21/12	10/29/13	4,684	4,797			(114)
1090	FedEx Corporation	09/21/12	10/31/13	142,587	92,105			50,482
500	FedEx Corporation	09/21/12	11/08/13	65,985	42,250			23,735
130000	Freddie Mac 1 375% 02/25/14	11/16/11	02/13/13	131,577	132,254	B	1,225	548
110	Hewlett-Packard Company	02/24/11	03/26/13	2,593	4,735	W	1,363	(779)
70	Hewlett-Packard Company	02/24/11	05/29/13	1,767	3,013	W	1,246	-
220	Hewlett-Packard Company	02/24/11	08/08/13	5,878	9,470			(3,592)
2470	Hewlett-Packard Company	08/19/11	08/12/13	65,920	58,464			7,456
1270	Hewlett-Packard Company	08/22/11	08/12/13	33,894	31,740			2,154
290	Hewlett-Packard Company	02/24/11	04/26/13	5,814	12,483			(6,669)
40	LG Electronics Inc - PFD	03/15/11	09/13/13	962	1,367	B	5	(399)
30	Merck & Co Inc	01/05/12	03/26/13	1,328	1,162			165
30	Merck & Co Inc	01/05/12	05/29/13	1,406	1,162			244
170	Merck & Co Inc	01/05/12	04/26/13	8,160	6,585			1,575
40	NetApp, Inc	09/08/11	03/26/13	1,329	1,458	W	96	(32)
30	NetApp, Inc	09/08/11	05/29/13	1,132	1,093			39
960	Ophir Energy Plc	05/03/12	05/28/13	5,878	7,713	B	(1,203)	(3,039)
970	Ophir Energy Plc	05/03/12	05/24/13	5,834	7,794	B	(1,215)	(3,175)
1450	Ophir Energy Plc	05/04/12	05/28/13	8,877	11,247	B	(1,754)	(4,123)
30	Oracle Corporation	01/24/12	03/26/13	944	857			87
190	Oracle Corporation	01/24/12	04/26/13	6,162	5,430			731
40	Oracle Corporation	01/24/12	05/29/13	1,378	1,143			235
50	Prudential plc	11/08/11	03/26/13	828	520			308
90	Prudential plc	11/08/11	05/29/13	1,564	935			629
430	Prudential plc	11/08/11	04/26/13	7,231	4,468			2,763
1680	Quest Diagnostics Incorporated	03/08/11	02/01/13	97,098	96,035			1,063
10	Roche Holdings AG	04/12/12	05/29/13	2,619	1,721			898
40	Roche Holdings AG	04/12/12	04/26/13	9,851	6,885			2,966
63	Royal Dutch Shell PLC-ADR A	09/19/11	04/26/13	4,210	4,144			66
30	Safran SA	11/30/11	03/26/13	1,362	874			488
40	Safran SA	11/30/11	05/29/13	2,124	1,165			959
210	Safran SA	11/30/11	04/26/13	10,308	6,115			4,193

Form 8949

Statement D

Trust for Mutual Understanding
13-3212724

Long-Term Transactions:

	(a)	(b)	(c)	(d)	(e)	(f)	(g)	(h)
Shares	Description of Property	Date Acquired	Date Sold	Proceeds	Cost or other Basis	Code	Amount of Adjustment	Gain or (Loss)
50	Santos Limited	03/09/11	05/29/13	613	749			(136)
2810	Santos Limited	03/09/11	08/22/13	36,147	42,105			(5,958)
1000	Singapore Telecom LTD	05/11/12	05/29/13	3,112	2,602			510
1000	Singapore Telecom LTD	05/11/12	07/15/13	3,029	2,602			426
4000	Singapore Telecom LTD	05/08/12	07/23/13	12,311	10,075			2,236
4620	Singapore Telecom LTD	05/09/12	07/23/13	14,219	11,657			2,562
5000	Singapore Telecom LTD	05/07/12	07/23/13	15,389	12,594			2,795
5620	Singapore Telecom LTD	05/15/12	07/22/13	17,079	14,305			2,774
6380	Singapore Telecom LTD	05/09/12	07/22/13	19,389	16,098			3,291
7620	Singapore Telecom LTD	05/10/12	07/16/13	23,000	19,598			3,402
9000	Singapore Telecom LTD	05/14/12	07/15/13	27,258	23,317			3,941
12000	Singapore Telecom LTD	05/15/12	07/19/13	35,834	30,544			5,290
17000	Singapore Telecom LTD	05/15/12	07/17/13	51,075	43,271			7,804
17000	Singapore Telecom LTD	05/15/12	07/18/13	50,803	43,271			7,533
4380	Singapore Telecom LTD	05/10/12	07/15/13	13,265	11,265			2,000
5000	Singapore Telecom LTD	05/04/12	07/22/13	15,195	12,624			2,571
9380	Singapore Telecom LTD	05/15/12	07/16/13	28,313	23,875			4,437
30	Svenska Handelsbanken AB - A s	12/08/11	03/26/13	1,269	822			446
100	Svenska Handelsbanken AB - A s	12/07/11	05/07/13	4,531	2,731			1,800
190	Svenska Handelsbanken AB - A s	12/08/11	04/26/13	8,384	5,208			3,176
510	Svenska Handelsbanken AB - A s	12/07/11	05/14/13	22,373	13,929			8,444
770	Svenska Handelsbanken AB - A s	12/08/11	05/03/13	34,965	21,106			13,859
770	Svenska Handelsbanken AB - A s	12/08/11	05/06/13	34,468	21,106			13,363
1690	Svenska Handelsbanken AB - A s	12/06/11	05/14/13	74,138	45,384			28,754
1820	Svenska Handelsbanken AB - A s	12/08/11	05/07/13	82,472	49,886			32,586
860	Svenska Handelsbanken AB - A s	12/07/11	05/13/13	38,292	23,488			14,803
1050	Svenska Handelsbanken AB - A s	12/07/11	05/10/13	46,710	28,678			18,033
209 59	TCW Emerging Markets Income Fd	02/29/12	06/06/13	1,865	1,828	B	(8)	29
210 21	TCW Emerging Markets Income Fd	01/31/12	06/06/13	1,871	1,783	B	(8)	80
860	Tiffany & Co	07/17/12	12/20/13	78,106	45,599			32,507
140	Tiffany & Co	07/17/12	12/20/13	12,715	7,423			5,292
660	Tiffany & Co	07/26/12	12/20/13	59,942	36,806			23,136
750	Vedanta Resources PLC	03/29/11	07/15/13	12,484	26,723			(14,239)
240	Vedanta Resources PLC	03/25/11	07/10/13	3,804	8,554	B	(742)	(5,492)
190	Vedanta Resources PLC	04/01/11	04/26/13	3,574	7,359			(3,785)
1270	Vedanta Resources PLC	03/25/11	07/15/13	21,139	45,267			(24,127)
40	Wells Fargo Company	08/09/11	03/26/13	1,488	966			522
250	Wells Fargo Company	08/09/11	04/26/13	9,445	6,040			3,405
30	Wells Fargo Company	08/10/11	04/26/13	1,133	699			434
70	Wells Fargo Company	08/10/11	05/29/13	2,857	1,632			1,226

Form 8949

Statement D

Trust for Mutual Understanding
13-3212724

Long-Term Transactions:

	(a)	(b)	(c)	(d)	(e)	(f)	(g)	(h)
Shares	Description of Property	Date Acquired	Date Sold	Proceeds	Cost or other Basis	Code	Amount of Adjustment	Gain or (Loss)
330	AFLAC INC	10/20/11	01/15/13	17,208	15,064	BE	334	2,477
100	AFLAC INC	10/20/11	01/16/13	5,217	4,565	B	99	751
180	AFLAC INC	12/06/11	01/16/13	9,390	8,038		0	1,351
1420	AFLAC INC	12/06/11	01/17/13	72,973	63,415		(0)	9,559
25	GOOGLE INC-A	10/19/12	10/29/13	25,435	17,208		(0)	8,227
70	HEWLETT PACKARD CO COM (**)	03/26/11	08/08/13	1,870	2,989	T	1,119	-
70	Hewlett-Packard Company	01/29/11	08/12/13	1,868	2,779	T	911	-
60	HYUNDAI MOTOR CO LTD-2ND PFD	04/29/11	03/27/13	4,491	4,806	BE	42	(272)
30	HYUNDAI MOTOR CO LTD-2ND PFD	05/02/11	03/27/13	2,246	2,391	BE	10	(136)
70	HYUNDAI MOTOR CO LTD-2ND PFD	05/02/11	04/26/13	5,165	5,580	BE	(24)	(439)
40	HYUNDAI MOTOR CO LTD-2ND PFD	05/02/11	10/29/13	4,507	3,189	BE	(2)	1,317
10	HYUNDAI MOTOR CO LTD-2ND PFD	05/02/11	11/26/13	1,171	797	BE	5	378
40	KOREA ELECTRIC POWER CORP	06/24/11	03/27/13	1,059	1,060	BE	2	1
330	KOREA ELECTRIC POWER CORP	06/24/11	04/26/13	9,232	8,741	BE	(68)	423
270	KOREA ELECTRIC POWER CORP	06/24/11	10/29/13	7,094	7,152	BE	(20)	(78)
70	KOREA ELECTRIC POWER CORP	06/24/11	11/26/13	2,142	1,854	BE	4	291
80	LG ELECTRONICS PFD	03/09/11	03/27/13	1,605	2,981	BE	(18)	(1,394)
60	LG ELECTRONICS PFD	03/09/11	04/26/13	1,457	2,236	BE	(26)	(805)
90	LG ELECTRONICS PFD	03/09/11	08/23/13	2,337	3,354	BE	(20)	(1,037)
170	LG ELECTRONICS PFD	03/09/11	08/26/13	4,413	6,335	BE	(25)	(1,947)
110	LG ELECTRONICS PFD	03/09/11	08/29/13	2,815	4,099	BE	(40)	(1,324)
170	LG ELECTRONICS PFD	03/09/11	08/30/13	4,415	6,335	BE	(99)	(2,020)
130	LG ELECTRONICS PFD	03/09/11	09/04/13	3,361	4,844	BE	(18)	(1,501)
150	LG ELECTRONICS PFD	03/09/11	09/05/13	3,871	5,590	BE	(72)	(1,790)
90	LG ELECTRONICS PFD	03/09/11	09/06/13	2,306	3,354	BE	(33)	(1,080)
170	LG ELECTRONICS PFD	03/09/11	09/09/13	4,297	6,335	BE	(36)	(2,074)
170	LG ELECTRONICS PFD	03/09/11	09/10/13	4,275	6,335	BE	(58)	(2,117)
170	LG ELECTRONICS PFD	03/09/11	09/11/13	4,225	6,335	BE	(40)	(2,150)
170	LG ELECTRONICS PFD	03/09/11	09/12/13	4,169	6,335	B	(48)	(2,213)
130	LG ELECTRONICS PFD	03/09/11	09/13/13	3,128	4,844	B	(36)	(1,753)
130	LG ELECTRONICS PFD	03/15/11	09/16/13	3,205	4,443	BE	4	(1,234)
170	LG ELECTRONICS PFD	03/15/11	09/17/13	4,108	5,810	BE	1	(1,702)
200	LG ELECTRONICS PFD	03/15/11	09/23/13	4,784	6,836	BE	44	(2,008)
30	NETAPP INC	08/13/11	04/26/13	1,048	1,117	B	24	(45)
120	NETAPP INC	09/08/11	04/26/13	4,192	4,373		(0)	(181)
20	Ophir Energy Plc	04/08/12	05/28/13	122	142	T	19	-
2000	PT SEMEN INDONESIA (PERSERO), TBK	03/24/11	04/26/13	3,732	2,122	BE	7	1,616
1000	PT SEMEN INDONESIA (PERSERO), TBK	03/24/11	05/29/13	1,865	1,061	BE	3	807
1070	QUEST DIAGNOSTICS INC COM	03/08/11	01/31/13	62,102	61,165		(0)	936
60	QUEST DIAGNOSTICS INC COM	07/21/11	01/31/13	3,482	3,438	B	9	53

Form 8949

Statement D

Trust for Mutual Understanding

Long-Term Transactions:

13-3212724

	(a)	(b)	(c)	(d)	(e)	(f)	(g)	(h)
Shares	Description of Property	Date Acquired	Date Sold	Proceeds	Cost or other Basis	Code	Amount of Adjustment	Gain or (Loss)
330	QUEST DIAGNOSTICS INC COM	07/21/11	01/31/13	19,153	18,911		0	242
80	SANTOS LTD	02/11/11	04/26/13	1,004	1,233	T	229	-
80	SANTOS LTD	03/09/11	03/27/13	1,049	1,199	W	150	(0)
50	SANTOS LTD	03/09/11	03/27/13	655	749		0	(94)
240	SANTOS LTD	03/09/11	04/26/13	3,013	3,596		(0)	(584)
80	SANTOS LTD	03/09/11	08/23/13	1,052	1,199	E	(48)	(195)
1690	SANTOS LTD	03/09/11	08/23/13	22,217	25,323		0	(3,106)
2910	SANTOS LTD	03/10/11	08/23/13	38,255	42,585		0	(4,330)
80	SANTOS LTD	03/10/11	08/26/13	1,063	1,171	E	(11)	(119)
4740	SANTOS LTD	03/10/11	08/26/13	62,976	69,365		0	(6,389)
261 85	TCW EMRG MKTS INCM-I	04/30/12	06/06/13	2,330	2,302	B	(10)	18
0 0018	TCW EMRG MKTS INCM-I	04/02/12	06/06/13	0	0		(0)	0
14395	TCW EMRG MKTS INCM-I	04/02/12	06/06/13	128,111	125,950	B	(578)	1,583
610	VEDANTA RESOURCES	03/28/11	07/16/13	10,084	21,439	T	11,355	-
1300	VEDANTA RESOURCES	03/28/11	07/16/13	21,490	45,690		(0)	(24,200)
370	VEDANTA RESOURCES	03/15/11	07/15/13	6,159	13,223	B	219	(6,845)
240	VEDANTA RESOURCES	03/16/11	07/15/13	3,995	8,559	B	124	(4,440)
250	VEDANTA RESOURCES	03/28/11	07/15/13	4,161	8,787		0	(4,625)
930	VEDANTA RESOURCES	03/24/11	07/11/13	15,594	33,217		0	(17,623)
250	VEDANTA RESOURCES	03/30/11	07/11/13	4,192	9,222	E	(229)	(5,259)
510	VEDANTA RESOURCES	03/31/11	07/11/13	8,552	19,411	E	(468)	(11,328)
240	VEDANTA RESOURCES	04/01/11	07/11/13	4,024	9,296	B	742	(4,530)
260	VEDANTA RESOURCES	03/24/11	07/10/13	4,121	9,287	EW	12,340	7,174
110	VEDANTA RESOURCES	03/24/11	07/10/13	1,743	3,929	W	(0)	(2,185)
500	VEDANTA RESOURCES	03/25/11	07/10/13	7,925	17,821	E	459	(9,438)
Totals				2,373,606	2,184,966	-	25,232	213,872

Form 8949

Statement E

Trust for Mutual Understanding
13-3212724

Long-Term Transactions:

	(a)	(b)	(c)	(d)	(e)	(f)	(g)	(h)
Shares	Description of Property	Date Acquired	Date Sold	Proceeds	Cost or other Basis	Code	Amount of Adjustment	Gain or (Loss)
40	Advance Auto Parts, Inc	11/04/09	04/19/13	3,128	1,533			1,595
240	Advance Auto Parts, Inc	11/03/09	04/25/13	19,947	9,192			10,755
300	Advance Auto Parts, Inc	11/04/09	04/23/13	24,058	11,498			12,561
310	Advance Auto Parts, Inc	11/04/09	04/22/13	24,529	11,881			12,648
830	Advance Auto Parts, Inc	11/03/09	04/26/13	68,783	31,788			36,995
1290	Advance Auto Parts, Inc	11/04/09	04/25/13	107,213	49,440			57,773
10	Alexion Pharmaceuticals, Inc	10/14/09	11/26/13	1,219	223			995
20	Alexion Pharmaceuticals, Inc	10/15/09	05/29/13	1,988	458			1,530
50	Alexion Pharmaceuticals, Inc	10/15/09	04/26/13	4,956	1,144			3,812
110	Alexion Pharmaceuticals, Inc	10/14/09	11/05/13	13,285	2,457			10,827
110	Alexion Pharmaceuticals, Inc	10/14/09	11/04/13	13,552	2,457			11,094
360	Alexion Pharmaceuticals, Inc	10/15/09	11/04/13	44,351	8,235			36,117
10	Anadarko Petroleum Corporation	10/15/09	03/26/13	887	663			224
30	Anadarko Petroleum Corporation	10/15/09	05/29/13	2,721	1,988			732
110	Anadarko Petroleum Corporation	10/15/09	04/26/13	9,237	7,291			1,946
60	Apache Corporation	06/04/10	04/26/13	4,338	5,402			(1,064)
20	Apache Corporation	06/04/10	03/26/13	1,487	1,801		63	(251)
10	Apache Corporation	06/04/10	05/29/13	845	900			(56)
10	Baker Hughes Incorporated	06/15/10	03/26/13	456	427			29
20	Baker Hughes Incorporated	06/15/10	05/29/13	948	855			93
120	Baker Hughes Incorporated	06/15/10	04/26/13	5,312	5,128			184
10	BioMarin Pharmaceutical Inc	10/13/08	05/29/13	643	224			418
20	BioMarin Pharmaceutical Inc	10/13/08	03/26/13	1,210	449			761
80	BioMarin Pharmaceutical Inc	10/13/08	04/26/13	5,073	1,796			3,278
10	Boskalis Westminster - CVA	05/11/07	03/26/13	413	336			77
30	Boskalis Westminster - CVA	05/11/07	05/29/13	1,215	1,008			207
110	Boskalis Westminster - CVA	05/11/07	04/26/13	4,583	3,698			885
30	CareFusion Corporation	11/03/10	03/26/13	1,041	708			333
60	CareFusion Corporation	11/03/10	05/29/13	2,091	1,417			674
280	CareFusion Corporation	11/03/10	04/26/13	9,444	6,612			2,832
55000	Caterpillar Inc 5 7% 8/15/16	07/08/11	02/22/13	63,915	61,502			2,413
10	Chevron Corporation	11/04/02	05/29/13	1,257	346			911
20	Chevron Corporation	11/04/02	03/26/13	2,420	691			1,728
90	Chevron Corporation	11/04/02	04/26/13	10,831	3,111			7,720
17700	China Agri-Industries Holdings	05/06/10	04/12/13	8,489	22,236			(13,747)
14080	China Agri-Industries Holdings	11/26/10	04/18/13	6,385	17,116			(10,730)
13350	China Agri-Industries Holdings	11/26/10	04/17/13	6,163	16,228			(10,065)
9000	China Agri-Industries Holdings	05/17/10	04/11/13	4,464	11,309			(6,845)
8270	China Agri-Industries Holdings	05/13/10	04/03/13	4,072	10,633			(6,561)

Form 8949

Statement E

Trust for Mutual Understanding
13-3212724

Long-Term Transactions:

	(a)	(b)	(c)	(d)	(e)	(f)	(g)	(h)
Shares	Description of Property	Date Acquired	Date Sold	Proceeds	Cost or other Basis	Code	Amount of Adjustment	Gain or (Loss)
8000	China Agri-Industries Holdings	05/05/10	04/02/13	4,041	10,454			(6,413)
7000	China Agri-Industries Holdings	05/14/10	04/02/13	3,536	9,050			(5,515)
5030	China Agri-Industries Holdings	05/12/10	04/03/13	2,477	6,376			(3,899)
5000	China Agri-Industries Holdings	05/05/10	03/27/13	2,681	6,534			(3,852)
4570	China Agri-Industries Holdings	11/26/10	04/15/13	2,149	5,555			(3,407)
4020	China Agri-Industries Holdings	05/06/10	04/11/13	1,994	5,050			(3,056)
2730	China Agri-Industries Holdings	05/13/10	04/02/13	1,379	3,510			(2,131)
2000	China Agri-Industries Holdings	05/18/10	04/15/13	940	2,492			(1,552)
1970	China Agri-Industries Holdings	05/12/10	04/11/13	977	2,497			(1,520)
1280	China Agri-Industries Holdings	05/06/10	04/15/13	602	1,608			(1,006)
1000	China Agri-Industries Holdings	11/29/10	04/15/13	470	1,225			(755)
55000	Comcast Corp Notes, 5 300%	06/24/11	02/14/13	57,356	57,065			291
10	Comcast Corporation - CL A	03/16/09	03/26/13	414	131			283
30	Comcast Corporation - CL A	03/13/09	05/29/13	1,227	389		38	875
60	Comcast Corporation - CL A	03/13/09	04/26/13	2,488	779			1,709
70	Comcast Corporation - CL A	03/16/09	04/26/13	2,903	914			1,989
110	Comerica Incorporated	03/16/10	04/26/13	3,946	4,172			(226)
30	Comerica Incorporated	03/16/10	03/26/13	1,081	1,138			(56)
30	Comerica Incorporated	03/16/10	05/29/13	1,192	1,138			54
100000	Connecticut St 5 3% 12/01/23	06/07/11	02/25/13	124,469	110,942			13,527
10	Continental Resources, Inc	07/08/09	05/29/13	851	236			615
50	Continental Resources, Inc	07/08/09	03/26/13	4,405	1,179			3,227
90	Continental Resources, Inc	07/08/09	04/26/13	7,097	2,122			4,975
10	Covidien PLC	11/25/08	03/26/13	674	370			303
30	Covidien PLC	11/25/08	05/29/13	1,958	1,111			847
120	Covidien PLC	11/25/08	04/26/13	7,437	4,445			2,993
160	Covidien PLC	03/31/09	10/04/13	9,655	4,758			4,897
320	Covidien PLC	06/01/09	10/04/13	19,310	10,544			8,766
360	Covidien PLC	07/01/09	10/04/13	21,724	12,016			9,709
430	Covidien PLC	11/26/08	10/04/13	25,948	14,387			11,561
380	Covidien PLC	03/13/09	10/04/13	22,931	10,910			12,021
500	Covidien PLC	11/25/08	10/03/13	30,345	16,848			13,497
530	Covidien PLC	11/26/08	10/03/13	32,166	17,733			14,432
1030	Covidien PLC	11/28/08	10/04/13	62,156	34,303			27,853
1040	Covidien PLC	03/13/09	10/07/13	62,358	29,858			32,500
55000	E I Du Pont, 6% 07/15/18	08/22/11	02/22/13	67,814	65,025			2,788
60	FedEx Corporation	07/01/09	11/11/13	7,956	3,358			4,598
160	FedEx Corporation	02/09/10	11/11/13	21,215	12,517			8,699
530	FedEx Corporation	02/09/10	11/08/13	69,944	41,461			28,483
550	FedEx Corporation	04/22/09	11/11/13	72,927	30,249			42,678

Form 8949

Statement E

Trust for Mutual Understanding
13-3212724

Long-Term Transactions:

	(a)	(b)	(c)	(d)	(e)	(f)	(g)	(h)
Shares	Description of Property	Date Acquired	Date Sold	Proceeds	Cost or other Basis	Code	Amount of Adjustment	Gain or (Loss)
1600	FedEx Corporation	04/23/09	11/11/13	212,152	84,704			127,448
95000	General Mills 5 7% 02/15/17	07/08/11	01/16/13	111,625	106,224			5,401
30	Google Inc - Class A	11/05/07	10/29/13	30,522	21,520			9,002
30	Google Inc - Class A	10/18/12	10/29/13	30,522	20,668			9,855
115000	GS Group 5 75% 01/24/2022	08/24/12	12/13/13	129,327	124,471			4,855
3420	Hewlett-Packard Company	09/27/10	08/09/13	92,008	142,026			(50,018)
2270	Hewlett-Packard Company	09/27/10	08/12/13	60,582	94,269			(33,686)
1710	Hewlett-Packard Company	09/27/10	08/08/13	45,685	71,013			(25,328)
55000	Honeywell 5 0% Due 2/15/19	06/23/11	01/23/13	65,468	60,340			5,128
30	Honeywell Inc	12/19/05	03/26/13	2,262	1,137			1,125
30	Honeywell Inc	12/19/05	05/29/13	2,371	1,137			1,234
160	Honeywell Inc	12/19/05	04/26/13	11,859	6,064			5,795
20	Johnson Matthey PLC	10/31/06	03/26/13	675	575			100
30	Johnson Matthey PLC	10/31/06	05/29/13	1,192	863			330
130	Johnson Matthey PLC	10/31/06	04/26/13	4,937	3,738			1,199
10	Mastercard Inc - Class A	06/01/09	03/26/13	5,350	1,776			3,574
10	Mastercard Inc - Class A	06/01/09	04/26/13	5,369	1,776			3,593
30	Mastercard Inc - Class A	03/31/09	12/24/13	24,364	4,920			19,444
65	Mastercard Inc - Class A	06/01/09	12/24/13	52,789	11,544			41,244
100	Mastercard Inc - Class A	07/01/09	12/24/13	81,213	16,715			64,498
370	Mastercard Inc - Class A	10/13/08	12/24/13	300,489	59,585			240,904
760	MSCI Inc	12/09/10	07/10/13	25,794	27,949			(2,155)
710	MSCI Inc	12/10/10	07/12/13	24,508	26,003			(1,495)
500	MSCI Inc	12/07/10	07/09/13	17,050	18,468			(1,418)
540	MSCI Inc	12/07/10	07/08/13	18,656	19,945			(1,289)
290	MSCI Inc	12/09/10	07/11/13	9,979	10,665			(686)
170	MSCI Inc	12/08/10	04/26/13	5,652	6,303			(651)
290	MSCI Inc	12/13/10	07/11/13	9,979	10,625			(646)
190	MSCI Inc	12/10/10	07/11/13	6,538	6,959			(420)
70	MSCI Inc	12/08/10	03/26/13	2,359	2,595		135	(101)
40	MSCI Inc	12/07/10	05/29/13	1,412	1,477			(66)
10	MSCI Inc	12/07/10	04/26/13	332	369			(37)
10	MSCI Inc	12/07/10	07/10/13	339	369			(30)
30	Novartis AG - ADR	01/31/06	03/26/13	2,130	1,651			480
40	Novartis AG - ADR	01/31/06	05/29/13	2,908	2,201			707
190	Novartis AG - ADR	01/31/06	04/26/13	13,883	10,453			3,430
10	Oceaneering International, Inc	05/18/10	03/26/13	664	284			379
10	Oceaneering International, Inc	05/18/10	05/29/13	738	284			454
70	Oceaneering International, Inc	05/18/10	04/26/13	4,665	1,991			2,675
220	Pepsico, Inc	03/31/09	03/12/13	16,893	11,486			5,407

Form 8949

Statement E

Trust for Mutual Understanding
13-3212724

Long-Term Transactions:

	(a)	(b)	(c)	(d)	(e)	(f)	(g)	(h)
Shares	Description of Property	Date Acquired	Date Sold	Proceeds	Cost or other Basis	Code	Amount of Adjustment	Gain or (Loss)
370	Pepsico, Inc	06/01/09	03/12/13	28,411	19,451			8,960
870	Pepsico, Inc	02/02/09	03/13/13	66,770	43,183			23,587
2100	Pepsico, Inc	12/17/08	03/12/13	161,251	114,464			46,787
1980	Pepsico, Inc	02/02/09	03/12/13	152,037	98,280			53,757
20	Qualcomm Inc	02/09/10	03/26/13	1,330	759			571
20	Qualcomm Inc	02/09/10	11/26/13	1,466	759			707
80	Qualcomm Inc	02/09/10	10/29/13	5,498	3,034			2,464
400	Qualcomm Inc	02/09/10	08/19/13	26,881	15,171			11,709
5	Regeneron Pharmaceuticals	12/02/10	11/26/13	1,479	149			1,329
30	Regeneron Pharmaceuticals	12/02/10	04/26/13	6,465	894			5,571
145	Regeneron Pharmaceuticals	12/02/10	11/05/13	42,639	4,322			38,317
370	Regeneron Pharmaceuticals	12/02/10	11/04/13	104,977	11,029			93,948
30	Royal Dutch Shell PLC-ADR A	01/05/09	05/29/13	2,031	1,648			383
37	Royal Dutch Shell PLC-ADR A	01/05/09	04/26/13	2,472	2,033			440
50	SwedBank AB	12/03/09	03/26/13	1,130	530			600
60	SwedBank AB	12/03/09	05/29/13	1,481	635			845
300	SwedBank AB	12/03/09	04/26/13	7,110	3,177			3,933
197 32	TCW Emerging Markets Income Fd	03/30/12	06/06/13	1,756	1,736			20
4108 8	TCW Emerging Markets Income Fd	07/01/11	06/06/13	36,568	36,527			41
228 36	TCW Emerging Markets Income Fd	08/31/11	06/06/13	2,032	1,989			43
2181 8	TCW Emerging Markets Income Fd	07/01/11	05/01/13	20,400	19,396			1,004
10232	TCW Emerging Markets Income Fd	07/01/11	05/31/13	92,500	90,965			1,535
21483	TCW Emerging Markets Income Fd	07/01/11	02/28/13	199,790	190,982			8,808
10	Thermo Fisher Scientific Inc	08/26/10	05/29/13	876	435			441
20	Thermo Fisher Scientific Inc	08/26/10	03/26/13	1,498	870			629
110	Thermo Fisher Scientific Inc	08/26/10	04/26/13	8,934	4,782			4,152
250	Thermo Fisher Scientific Inc	08/26/10	07/15/13	22,016	10,869			11,147
1400	Thermo Fisher Scientific Inc	08/26/10	07/12/13	123,247	60,865			62,382
2490	Thermo Fisher Scientific Inc	08/27/10	07/15/13	219,278	107,312			111,966
10	Toronto-Dominion Bank	12/02/09	05/29/13	811	645			166
20	Toronto-Dominion Bank	12/02/09	03/26/13	1,657	1,290			367
80	Toronto-Dominion Bank	12/02/09	04/26/13	6,386	5,159			1,227
110	Tullow Oil plc	10/16/09	10/29/13	1,643	2,250			(607)
90	Tullow Oil plc	10/16/09	04/26/13	1,449	1,841			(393)
30	Tullow Oil plc	10/16/09	11/26/13	419	614		195	(0)
20	Tullow Oil plc	10/16/09	05/29/13	312	409		33	(65)
40	Tullow Oil plc	10/16/09	03/26/13	753	818			(65)
120000	US Bancorp 2 2% 11/15/16	03/21/12	07/16/13	123,265	121,624			1,642
130000	US Treas N/B 1 75% 04/15/13	06/20/11	04/15/13	130,000	130,000			-
195000	US Treas N/B 2 625% 11/15/20	06/20/11	07/11/13	202,274	191,705			10,569

Form 8949

Statement E

Trust for Mutual Understanding
13-3212724

Long-Term Transactions:

	(a)	(b)	(c)	(d)	(e)	(f)	(g)	(h)
Shares	Description of Property	Date Acquired	Date Sold	Proceeds	Cost or other Basis	Code	Amount of Adjustment	Gain or (Loss)
15000	US Treasury TIPS 1 25% 4/15/14	09/10/12	11/05/13	16,658	17,414			(756)
80000	US Treasury TIPS 1 25% 4/15/14	09/06/12	11/05/13	88,844	87,591			1,252
95000	US Tres Infl 2 5% 07/15/2016	08/09/12	11/05/13	121,095	119,006			2,089
68618	Vanguard GNMA Fund-ADM	05/17/11	05/16/13	741,080	750,000			(8,920)
17376	Vanguard GNMA Fund-ADM	07/13/11	05/16/13	187,660	190,614			(2,954)
2199 8	Vanguard GNMA Fund-ADM	07/13/11	04/25/13	23,956	24,132			(176)
195 91	Vanguard GNMA Fund-ADM	06/30/11	05/16/13	2,116	2,139			(24)
87 079	Vanguard GNMA Fund-ADM	05/31/11	05/16/13	940	954			(13)
55000	Verizon Comm 6 35% 04/01/19	07/12/11	01/16/13	69,286	63,654			5,631
60	Vodafone Group PLC - SP ADR	05/10/10	11/26/13	2,216	1,257			959
250	Vodafone Group PLC - SP ADR	05/10/10	10/29/13	9,074	5,236			3,838
890	Vodafone Group PLC - SP ADR	05/07/10	12/16/13	32,860	17,806			15,054
1470	Vodafone Group PLC - SP ADR	05/10/10	10/03/13	52,186	30,788			21,398
1861	Vodafone Group PLC - SP ADR	04/30/09	12/16/13	68,710	34,609			34,101
2329	Vodafone Group PLC - SP ADR	04/30/09	12/17/13	86,283	43,312			42,971
4630	Vodafone Group PLC - SP ADR	05/10/10	12/16/13	170,944	96,973			73,971
5940	Vodafone Group PLC - SP ADR	04/29/09	12/16/13	219,310	110,510			108,801
95000	Wal-Mart Stores 5 8% 2/15/18	08/04/11	01/16/13	116,197	110,322			5,876
30	Wal-Mart Stores, Inc	07/19/02	03/26/13	2,241	1,418			823
30	Wal-Mart Stores, Inc	07/19/02	05/29/13	2,290	1,418			872
150	Wal-Mart Stores, Inc	07/19/02	04/26/13	11,859	7,088			4,771
50000	WI Transn Rev 4 737% 07/01/20	06/14/11	04/25/13	56,500	52,981			3,519
400	Wynn Macau, Limited	10/11/10	03/27/13	1,049	822			227
1200	Wynn Macau, Limited	10/11/10	04/26/13	3,669	2,467			1,202
800	Wynn Macau, Limited	10/11/10	10/29/13	2,986	1,644			1,342
90000	Yum! Brands 6 25% 3/15/18	03/07/12	11/04/13	102,235	103,667			(1,432)
25000	Yum! Brands 6 25% 3/15/18	03/07/12	12/02/13	29,225	28,782			443
30	Yum! Brands, Inc	03/13/06	03/26/13	2,130	730			1,399
10	Google Inc - Class A	11/05/07	03/26/13	8,105	7,173			931
3671 5	TCW Emerging Markets Income Fd	04/02/12	06/06/13	32,676	32,272			404
	Adjustment to proceeds			6,568	6,568			-
Totals				6,769,622	5,109,724	-	463	1,660,362

Form 8949

Statement F

Trust for Mutual Understanding

Long-Term Transactions:

13-3212724

	(a)	(b)	(c)	(d)	(e)	(f)	(g)	(h)
Shares	Description of Property	Date Acquired	Date Sold	Proceeds	Cost or other Basis	Code	Amount of Adjustment	Gain or (Loss)
20	Apache Corporation	06/04/10	11/26/13	1,879	1,801		-	79
70	Apache Corporation	06/04/10	10/29/13	6,350	6,302		-	48
10	GOOGLE INC-A	10/19/12	10/29/13	10,174	6,883		-	3,291
20	GOOGLE INC-A	11/05/07	04/26/13	16,037	14,347		-	1,690
10	GOOGLE INC-A	11/05/07	04/26/13	8,019	7,173		-	845
0	0002 TCW EMRG MKTS INCM-I	04/30/12	06/06/13	0	0		-	0
Totals				42,460	36,507	-	-	5,953