



See a Social Security Number? Say Something!  
Report Privacy Problems to <https://public.resource.org/privacy>  
Or call the IRS Identity Theft Hotline at 1-800-908-4490



Form

990-PF

Department of the Treasury  
Internal Revenue Service

Return of Private Foundation

or Section 4947(a)(1) Trust Treated as Private Foundation

Do not enter Social Security numbers on this form as it may be made public. By law, the IRS cannot redact the information on the form.

Information about Form 990-PF and its instructions is at [www.irs.gov/form990pf](http://www.irs.gov/form990pf).

OMB No 1545-0052

2013

Open to Public Inspection

For calendar year 2013, or tax year beginning 01-01-2013 , and ending 12-31-2013

Name of foundation THE PANETH FAMILY CHARITABLE TRUST		A Employer identification number  11-6415770	
% SAMUEL PANETH		B Telephone number (see instructions)	
Number and street (or P O box number if mail is not delivered to street address) 3900 SHORE PARKWAY Suite		Room/suite	
City or town, state or province, country, and ZIP or foreign postal code BROOKLYN, NY 11235		C If exemption application is pending, check here <input type="checkbox"/>	
G Check all that apply <div><input type="checkbox"/> Initial return <input type="checkbox"/> Final return <input type="checkbox"/> Address change</div> <div><input type="checkbox"/> Initial return of a former public charity <input type="checkbox"/> Amended return <input type="checkbox"/> Name change</div>		D 1. Foreign organizations, check here <input type="checkbox"/> 2. Foreign organizations meeting the 85% test, check here and attach computation <input type="checkbox"/>	
H Check type of organization <input checked="" type="checkbox"/> Section 501(c)(3) exempt private foundation <input type="checkbox"/> Section 4947(a)(1) nonexempt charitable trust <input type="checkbox"/> Other taxable private foundation		E If private foundation status was terminated under section 507(b)(1)(A), check here <input type="checkbox"/>	
I Fair market value of all assets at end of year (from Part II, col. (c), line 16) <input checked="" type="checkbox"/> \$ 7,446,503		F If the foundation is in a 60-month termination under section 507(b)(1)(B), check here <input type="checkbox"/>	
J Accounting method <input checked="" type="checkbox"/> Cash <input type="checkbox"/> Accrual <input type="checkbox"/> Other (specify) _____ (Part I, column (d) must be on cash basis.)			

Part I Analysis of Revenue and Expenses (The total of amounts in columns (b), (c), and (d) may not necessarily equal the amounts in column (a) (see instructions) )		(a) Revenue and expenses per books	(b) Net investment income	(c) Adjusted net income	(d) Disbursements for charitable purposes (cash basis only)
Revenue	1 Contributions, gifts, grants, etc , received (attach schedule)	120,000			
	2 Check <input type="checkbox"/> if the foundation is <b>not</b> required to attach Sch B				
	3 Interest on savings and temporary cash investments	172,305	172,305		
	4 Dividends and interest from securities. . . . .	416,008	413,909		
	5a Gross rents . . . . .				
	b Net rental income or (loss) _____				
	6a Net gain or (loss) from sale of assets not on line 10	141,856			
	b Gross sales price for all assets on line 6a 1,237,695				
	7 Capital gain net income (from Part IV, line 2) . . .		141,856		
	8 Net short-term capital gain . . . . .				
	9 Income modifications . . . . .				
	10a Gross sales less returns and allowances				
	b Less Cost of goods sold . . . . .				
	c Gross profit or (loss) (attach schedule) . . . . .				
	11 Other income (attach schedule) . . . . .	107			
	12 <b>Total.</b> Add lines 1 through 11 . . . . .	850,276	728,070		
Operating and Administrative Expenses	13 Compensation of officers, directors, trustees, etc	0			
	14 Other employee salaries and wages . . . . .				
	15 Pension plans, employee benefits . . . . .				
	16a Legal fees (attach schedule) . . . . .				
	b Accounting fees (attach schedule) . . . . .				
	c Other professional fees (attach schedule) . . . . .	30,594	30,594		
	17 Interest . . . . .				
	18 Taxes (attach schedule) (see instructions)	553			
	19 Depreciation (attach schedule) and depletion . . .				
	20 Occupancy . . . . .				
	21 Travel, conferences, and meetings . . . . .				
	22 Printing and publications . . . . .				
	23 Other expenses (attach schedule) . . . . .	179,919	179,669		250
	24 <b>Total operating and administrative expenses.</b> Add lines 13 through 23 . . . . .	211,066	210,263		250
	25 Contributions, gifts, grants paid . . . . .	696,525			696,525
	26 <b>Total expenses and disbursements.</b> Add lines 24 and 25	907,591	210,263		696,775
	27 Subtract line 26 from line 12				
	a <b>Excess of revenue over expenses and disbursements</b>	-57,315			
	b <b>Net investment income</b> (if negative, enter -0-)		517,807		
	c <b>Adjusted net income</b> (if negative, enter -0-)				

Part II Balance Sheets		Attached schedules and amounts in the description column should be for end-of-year amounts only (See instructions )	Beginning of year	End of year	
			(a) Book Value	(b) Book Value	(c) Fair Market Value
Assets	1	Cash—non-interest-bearing . . . . .			
	2	Savings and temporary cash investments . . . . .	1,246,333	797,115	797,115
	3	Accounts receivable ▶ _____ Less allowance for doubtful accounts ▶ _____			
	4	Pledges receivable ▶ _____ Less allowance for doubtful accounts ▶ _____			
	5	Grants receivable . . . . .			
	6	Receivables due from officers, directors, trustees, and other disqualified persons (attach schedule) (see instructions) . . . . .			
	7	Other notes and loans receivable (attach schedule) ▶ _____ 1,542,000 Less allowance for doubtful accounts ▶ _____	1,998,000	1,542,000	1,542,000
	8	Inventories for sale or use . . . . .			
	9	Prepaid expenses and deferred charges . . . . .			
	10a	Investments—U S and state government obligations (attach schedule)	316,551	747,398	721,219
	b	Investments—corporate stock (attach schedule) . . . . .	2,467,560	2,877,281	3,455,522
	c	Investments—corporate bonds (attach schedule). . . . .	491,530	375,841	370,401
	11	Investments—land, buildings, and equipment basis ▶ _____ Less accumulated depreciation (attach schedule) ▶ _____			
	12	Investments—mortgage loans . . . . .			
	13	Investments—other (attach schedule) . . . . .			
	14	Land, buildings, and equipment basis ▶ _____ Less accumulated depreciation (attach schedule) ▶ _____			
15	Other assets (describe ▶ _____)	437,222	560,246	560,246	
16	Total assets (to be completed by all filers—see the instructions Also, see page 1, item I)	6,957,196	6,899,881	7,446,503	
Liabilities	17	Accounts payable and accrued expenses . . . . .			
	18	Grants payable . . . . .			
	19	Deferred revenue . . . . .			
	20	Loans from officers, directors, trustees, and other disqualified persons			
	21	Mortgages and other notes payable (attach schedule) . . . . .			
	22	Other liabilities (describe ▶ _____)			
	23	Total liabilities (add lines 17 through 22) . . . . .		0	
Net Assets or Fund Balances	Foundations that follow SFAS 117, check here ▶ <input type="checkbox"/> and complete lines 24 through 26 and lines 30 and 31.				
	24	Unrestricted . . . . .			
	25	Temporarily restricted . . . . .			
	26	Permanently restricted . . . . .			
	Foundations that do not follow SFAS 117, check here ▶ <input checked="" type="checkbox"/> and complete lines 27 through 31.				
	27	Capital stock, trust principal, or current funds . . . . .			
	28	Paid-in or capital surplus, or land, bldg , and equipment fund			
	29	Retained earnings, accumulated income, endowment, or other funds	6,957,196	6,899,881	
	30	Total net assets or fund balances (see page 17 of the instructions) . . . . .	6,957,196	6,899,881	
31	Total liabilities and net assets/fund balances (see page 17 of the instructions) . . . . .	6,957,196	6,899,881		

Part III Analysis of Changes in Net Assets or Fund Balances			
1	Total net assets or fund balances at beginning of year—Part II, column (a), line 30 (must agree with end-of-year figure reported on prior year’s return) . . . . .	1	6,957,196
2	Enter amount from Part I, line 27a . . . . .	2	-57,315
3	Other increases not included in line 2 (itemize) ▶ _____	3	
4	Add lines 1, 2, and 3 . . . . .	4	6,899,881
5	Decreases not included in line 2 (itemize) ▶ _____	5	
6	Total net assets or fund balances at end of year (line 4 minus line 5)—Part II, column (b), line 30 . . . . .	6	6,899,881

Part IV Capital Gains and Losses for Tax on Investment Income

(a) List and describe the kind(s) of property sold (e g , real estate, 2-story brick warehouse, or common stock, 200 shs MLC Co )		(b) How acquired P—Purchase D—Donation	(c) Date acquired (mo , day, yr )	(d) Date sold (mo , day, yr )
1a	See Additional Data Table			
b				
c				
d				
e				

(e) Gross sales price	(f) Depreciation allowed (or allowable)	(g) Cost or other basis plus expense of sale	(h) Gain or (loss) (e) plus (f) minus (g)
a See Additional Data Table			
b			
c			
d			
e			

Complete only for assets showing gain in column (h) and owned by the foundation on 12/31/69			(I) Gains (Col (h) gain minus col (k), but not less than -0-) or Losses (from col (h))
(i) F M V as of 12/31/69	(j) Adjusted basis as of 12/31/69	(k) Excess of col (i) over col (j), if any	
a See Additional Data Table			
b			
c			
d			
e			

2	Capital gain net income or (net capital loss)	{ If gain, also enter in Part I, line 7 If (loss), enter -0- in Part I, line 7 }	2	141,856
3	Net short-term capital gain or (loss) as defined in sections 1222(5) and (6)  If gain, also enter in Part I, line 8, column (c) (see instructions) If (loss), enter -0- in Part I, line 8 . . . . .		3	

Part V Qualification Under Section 4940(e) for Reduced Tax on Net Investment Income

(For optional use by domestic private foundations subject to the section 4940(a) tax on net investment income )

If section 4940(d)(2) applies, leave this part blank

Was the foundation liable for the section 4942 tax on the distributable amount of any year in the base period? ☐ Yes ☒ No




If "Yes," the foundation does not qualify under section 4940(e) Do not complete this part

1 Enter the appropriate amount in each column for each year, see page 18 of the instructions before making any entries

(a) Base period years Calendar year (or tax year beginning in)	(b) Adjusted qualifying distributions	(c) Net value of noncharitable-use assets	(d) Distribution ratio (col (b) divided by col (c))
2012	389,235	6,758,698	0 05759
2011	1,704,086	6,725,088	0 253392
2010	572,800	7,934,175	0 072194
2009	230,420	5,981,696	0 038521
2008	890,093	7,474,710	0 119081

2	Total of line 1, column (d). . . . .	2	0 540778
3	Average distribution ratio for the 5-year base period—divide the total on line 2 by 5, or by the number of years the foundation has been in existence if less than 5 years . . . .	3	0 108156
4	Enter the net value of noncharitable-use assets for 2013 from Part X, line 5. . . . .	4	7,080,103
5	Multiply line 4 by line 3. . . . .	5	765,756
6	Enter 1% of net investment income (1% of Part I, line 27b). . . . .	6	5,178
7	Add lines 5 and 6. . . . .	7	770,934
8	Enter qualifying distributions from Part XII, line 4. . . . .  If line 8 is equal to or greater than line 7, check the box in Part VI, line 1b, and complete that part using a 1% tax rate See the Part VI instructions	8	696,775

<b>Part VI Excise Tax Based on Investment Income (Section 4940(a), 4940(b), 4940(e), or 4948—see page 18 of the instructions)</b>		
<b>1a</b> Exempt operating foundations described in section 4940(d)(2), check here <input type="checkbox"/> and enter "N/A" on line 1		
Date of ruling or determination letter _____ (attach copy of letter if necessary—see instructions)		
<b>b</b> Domestic foundations that meet the section 4940(e) requirements in Part V, check here <input type="checkbox"/> and enter 1% of Part I, line 27b . . . . .	<b>1</b>	10,356
<b>c</b> All other domestic foundations enter 2% of line 27b Exempt foreign organizations enter 4% of Part I, line 12, col (b)		
<b>2</b> Tax under section 511 (domestic section 4947(a)(1) trusts and taxable foundations only Others enter -0-)	<b>2</b>	
<b>3</b> Add lines 1 and 2. . . . .	<b>3</b>	10,356
<b>4</b> Subtitle A (income) tax (domestic section 4947(a)(1) trusts and taxable foundations only Others enter -0-)	<b>4</b>	
<b>5 Tax based on investment income.</b> Subtract line 4 from line 3 If zero or less, enter -0- . . . . .	<b>5</b>	10,356
<b>6 Credits/Payments</b>		
<b>a</b> 2013 estimated tax payments and 2012 overpayment credited to 2013	<b>6a</b>	1,492
<b>b</b> Exempt foreign organizations—tax withheld at source . . . . .	<b>6b</b>	
<b>c</b> Tax paid with application for extension of time to file (Form 8868)	<b>6c</b>	25,000
<b>d</b> Backup withholding erroneously withheld . . . . .	<b>6d</b>	
<b>7</b> Total credits and payments Add lines 6a through 6d. . . . .	<b>7</b>	26,492
<b>8</b> Enter any <b>penalty</b> for underpayment of estimated tax Check here <input type="checkbox"/> if Form 2220 is attached	<b>8</b>	
<b>9 Tax due.</b> If the total of lines 5 and 8 is more than line 7, enter <b>amount owed</b> . . . . .	<b>9</b>	
<b>10 Overpayment.</b> If line 7 is more than the total of lines 5 and 8, enter the <b>amount overpaid</b> . . . . .	<b>10</b>	16,136
<b>11</b> Enter the amount of line 10 to be <b>Credited to 2014 estimated tax</b> 16,136 <b>Refunded</b>	<b>11</b>	

<b>Part VII-A Statements Regarding Activities</b>			
<b>1a</b> During the tax year, did the foundation attempt to influence any national, state, or local legislation or did it participate or intervene in any political campaign?  . . . . .	<b>1a</b>	Yes	No
<b>b</b> Did it spend more than \$100 during the year (either directly or indirectly) for political purposes (see page 19 of the instructions for definition)? . . . . .	<b>1b</b>		No
<i>If the answer is "Yes" to 1a or 1b, attach a detailed description of the activities and copies of any materials published or distributed by the foundation in connection with the activities.</i>			
<b>c</b> Did the foundation file <b>Form 1120-POL</b> for this year?. . . . .	<b>1c</b>		No
<b>d</b> Enter the amount (if any) of tax on political expenditures (section 4955) imposed during the year <b>(1)</b> On the foundation <input type="checkbox"/> \$ _____ <b>(2)</b> On foundation managers <input type="checkbox"/> \$ _____			
<b>e</b> Enter the reimbursement (if any) paid by the foundation during the year for political expenditure tax imposed on foundation managers <input type="checkbox"/> \$ _____			
<b>2</b> Has the foundation engaged in any activities that have not previously been reported to the IRS? . . . . .	<b>2</b>		No
<i>If "Yes," attach a detailed description of the activities.</i>			
<b>3</b> Has the foundation made any changes, not previously reported to the IRS, in its governing instrument, articles of incorporation, or bylaws, or other similar instruments? <i>If "Yes," attach a conformed copy of the changes</i>  . . . . .	<b>3</b>		No
<b>4a</b> Did the foundation have unrelated business gross income of \$1,000 or more during the year?. . . . .	<b>4a</b>		No
<b>b</b> If "Yes," has it filed a tax return on <b>Form 990-T</b> for this year?. . . . .	<b>4b</b>		
<b>5</b> Was there a liquidation, termination, dissolution, or substantial contraction during the year? . . . . .	<b>5</b>		No
<i>If "Yes," attach the statement required by General Instruction T.</i> 			
<b>6</b> Are the requirements of section 508(e) (relating to sections 4941 through 4945) satisfied either ● By language in the governing instrument, or ● By state legislation that effectively amends the governing instrument so that no mandatory directions that conflict with the state law remain in the governing instrument? . . . . .	<b>6</b>	Yes	
<b>7</b> Did the foundation have at least \$5,000 in assets at any time during the year? <i>If "Yes," complete Part II, col. (c), and Part XV.</i>	<b>7</b>	Yes	
<b>8a</b> Enter the states to which the foundation reports or with which it is registered (see instructions) <input type="checkbox"/> NY _____			
<b>b</b> If the answer is "Yes" to line 7, has the foundation furnished a copy of Form 990-PF to the Attorney General (or designate) of each state as required by General Instruction G? <i>If "No," attach explanation .</i>	<b>8b</b>	Yes	
<b>9</b> Is the foundation claiming status as a private operating foundation within the meaning of section 4942(j)(3) or 4942(j)(5) for calendar year 2013 or the taxable year beginning in 2013 (see instructions for Part XIV)? <i>If "Yes," complete Part XIV</i> . . . . .	<b>9</b>		No
<b>10</b> Did any persons become substantial contributors during the tax year? <i>If "Yes," attach a schedule listing their names and addresses.</i>	<b>10</b>		No

Part VII-A

Statements Regarding Activities *(continued)*

11	At any time during the year, did the foundation, directly or indirectly, own a controlled entity within the meaning of section 512(b)(13)? If "Yes," attach schedule (see instructions).	11		No
12	Did the foundation make a distribution to a donor advised fund over which the foundation or a disqualified person had advisory privileges? If "Yes," attach statement (see instructions)	12		No
13	Did the foundation comply with the public inspection requirements for its annual returns and exemption application?	13	Yes	
Website address				
14	The books are in care of	Telephone no		
Located at		ZIP +4		
15	Section 4947(a)(1) nonexempt charitable trusts filing Form 990-PF in lieu of <b>Form 1041</b> —Check here			
and enter the amount of tax-exempt interest received or accrued during the year		15		
16	At any time during calendar year 2013, did the foundation have an interest in or a signature or other authority over a bank, securities, or other financial account in a foreign country?	16	Yes	No
See instructions for exceptions and filing requirements for Form TD F 90-22.1 If "Yes", enter the name of the foreign country				

Part VII-B

Statements Regarding Activities for Which Form 4720 May Be Required

File Form 4720 if any item is checked in the "Yes" column, unless an exception applies.			Yes	No
1a	During the year did the foundation (either directly or indirectly)			
(1) Engage in the sale or exchange, or leasing of property with a disqualified person?			Yes	No
(2) Borrow money from, lend money to, or otherwise extend credit to (or accept it from) a disqualified person?			Yes	No
(3) Furnish goods, services, or facilities to (or accept them from) a disqualified person?			Yes	No
(4) Pay compensation to, or pay or reimburse the expenses of, a disqualified person?			Yes	No
(5) Transfer any income or assets to a disqualified person (or make any of either available for the benefit or use of a disqualified person)?			Yes	No
(6) Agree to pay money or property to a government official? ( <b>Exception.</b> Check "No" if the foundation agreed to make a grant to or to employ the official for a period after termination of government service, if terminating within 90 days).			Yes	No
b	If any answer is "Yes" to 1a(1)–(6), did <b>any</b> of the acts fail to qualify under the exceptions described in Regulations section 53.4941(d)-3 or in a current notice regarding disaster assistance (see page 20 of the instructions)?	1b		
Organizations relying on a current notice regarding disaster assistance check here.				
c	Did the foundation engage in a prior year in any of the acts described in 1a, other than excepted acts, that were not corrected before the first day of the tax year beginning in 2013?	1c		No
2	Taxes on failure to distribute income (section 4942) (does not apply for years the foundation was a private operating foundation defined in section 4942(j)(3) or 4942(j)(5))			
a	At the end of tax year 2013, did the foundation have any undistributed income (lines 6d and 6e, Part XIII) for tax year(s) beginning before 2013?		Yes	No
If "Yes," list the years		20	20	20
b	Are there any years listed in 2a for which the foundation is <b>not</b> applying the provisions of section 4942(a)(2) (relating to incorrect valuation of assets) to the year's undistributed income? (If applying section 4942(a)(2) to <b>all</b> years listed, answer "No" and attach statement—see instructions).	2b		No
c	If the provisions of section 4942(a)(2) are being applied to <b>any</b> of the years listed in 2a, list the years here			
3a	Did the foundation hold more than a 2% direct or indirect interest in any business enterprise at any time during the year?		Yes	No
b	If "Yes," did it have excess business holdings in 2013 as a result of (1) any purchase by the foundation or disqualified persons after May 26, 1969, (2) the lapse of the 5-year period (or longer period approved by the Commissioner under section 4943(c)(7)) to dispose of holdings acquired by gift or bequest, or (3) the lapse of the 10-, 15-, or 20-year first phase holding period? ( <i>Use Schedule C, Form 4720, to determine if the foundation had excess business holdings in 2013.</i> )	3b		
4a	Did the foundation invest during the year any amount in a manner that would jeopardize its charitable purposes?	4a		No
b	Did the foundation make any investment in a prior year (but after December 31, 1969) that could jeopardize its charitable purpose that had not been removed from jeopardy before the first day of the tax year beginning in 2013?	4b		No

Part VII-B

Statements Regarding Activities for Which Form 4720 May Be Required (continued)

5a

During the year did the foundation pay or incur any amount to

(1)

Carry on propaganda, or otherwise attempt to influence legislation (section 4945(e))?

YesNo

(2)

Influence the outcome of any specific public election (see section 4955), or to carry on, directly or indirectly, any voter registration drive?

YesNo

(3)

Provide a grant to an individual for travel, study, or other similar purposes?

YesNo

(4)

Provide a grant to an organization other than a charitable, etc , organization described in section 509(a)(1 ), (2), or (3), or section 4940(d)(2)? (see instructions).

YesNo

(5)

Provide for any purpose other than religious, charitable, scientific, literary, or educational purposes, or for the prevention of cruelty to children or animals?

YesNo

b

If any answer is "Yes" to 5a(1)–(5), did **any** of the transactions fail to qualify under the exceptions described in Regulations section 53.4945 or in a current notice regarding disaster assistance (see instructions)?

5b

Organizations relying on a current notice regarding disaster assistance check here.

Yes

c

If the answer is "Yes" to question 5a(4), does the foundation claim exemption from the tax because it maintained expenditure responsibility for the grant?

YesNo

If "Yes," attach the statement required by Regulations section 53.4945–5(d).

6a

Did the foundation, during the year, receive any funds, directly or indirectly, to pay premiums on a personal benefit contract?

YesNo

b

Did the foundation, during the year, pay premiums, directly or indirectly, on a personal benefit contract?

6b

No

If "Yes" to 6b, file Form 8870.

7a

At any time during the tax year, was the foundation a party to a prohibited tax shelter transaction?

YesNo

b

If yes, did the foundation receive any proceeds or have any net income attributable to the transaction?

7b

Part VIII

Information About Officers, Directors, Trustees, Foundation Managers, Highly Paid Employees, and Contractors

1

List all officers, directors, trustees, foundation managers and their compensation (see instructions).

(a) Name and address	(b) Title, and average hours per week devoted to position	(c) Compensation (If not paid, enter -0-)	(d) Contributions to employee benefit plans and deferred compensation	(e) Expense account, other allowances
SAMUEL PANETH	TRUSTEE	0	0	0
3900 SHORE PARKWAY BROOKLYN, NY 11235	0			
THOMAS PANETH	TRUSTEE	0	0	0
3900 SHORE PARKWAY BROOKLYN, NY 11235	0			
MORTON PANETH	TRUSTEE	0	0	0
3900 SHORE PARKWAY BROOKLYN, NY 11235	0			
LEAH WERNER	TRUSTEE	0	0	0
3900 SHORE PARKWAY BROOKLYN, NY 11235	0			

2

Compensation of five highest-paid employees (other than those included on line 1—see instructions). If none, enter "NONE."

(a) Name and address of each employee paid more than \$50,000	(b) Title, and average hours per week devoted to position	(c) Compensation	(d) Contributions to employee benefit plans and deferred compensation	(e) Expense account, other allowances

Total

number of other employees paid over \$50,000.

0

Form 990-PF (2013)

## Part VIII

**3 Five highest-paid independent contractors for professional services (see instructions). If none, enter "NONE".**

**(a)** Name and address of each person paid more than \$50,000

<b>Total</b> number of others receiving over \$50,000 for professional services. . . . .	0
--	---

## Part IX-A

List the foundation's four largest direct charitable activities during the tax year. Include relevant statistical information such as the number of organizations and other beneficiaries served, conferences convened, research papers produced, etc.

## Part IX-B

Describe the two largest program-related investments made by the foundation during the tax year on lines 1 and 2



Part X

Minimum Investment Return (All domestic foundations must complete this part. Foreign foundations, see instructions.)

1	Fair market value of assets not used (or held for use) directly in carrying out charitable, etc , purposes		
a	Average monthly fair market value of securities. . . . .	1a	4,293,537
b	Average of monthly cash balances. . . . .	1b	792,139
c	Fair market value of all other assets (see instructions). . . . .	1c	2,102,246
d	Total (add lines 1a, b, and c). . . . .	1d	7,187,922
e	Reduction claimed for blockage or other factors reported on lines 1a and 1c (attach detailed explanation). . . . .	1e	
2	Acquisition indebtedness applicable to line 1 assets. . . . .	2	0
3	Subtract line 2 from line 1d. . . . .	3	7,187,922
4	Cash deemed held for charitable activities Enter 1 1/2% of line 3 (for greater amount, see instructions). . . . .	4	107,819
5	Net value of noncharitable-use assets. Subtract line 4 from line 3 Enter here and on Part V, line 4	5	7,080,103
6	Minimum investment return. Enter 5% of line 5. . . . .	6	354,005

Part XI

Distributable Amount (see instructions) (Section 4942(j)(3) and (j)(5) private operating foundations and certain foreign organizations check here ☐ and do not complete this part.)

1	Minimum investment return from Part X, line 6. . . . .	1	354,005
2a	Tax on investment income for 2013 from Part VI, line 5. . . . .	2a	10,356
b	Income tax for 2013 (This does not include the tax from Part VI ). . . . .	2b	
c	Add lines 2a and 2b. . . . .	2c	10,356
3	Distributable amount before adjustments Subtract line 2c from line 1. . . . .	3	343,649
4	Recoveries of amounts treated as qualifying distributions. . . . .	4	
5	Add lines 3 and 4. . . . .	5	343,649
6	Deduction from distributable amount (see instructions). . . . .	6	
7	Distributable amount as adjusted Subtract line 6 from line 5 Enter here and on Part XIII, line 1. . . . .	7	343,649

Part XII

Qualifying Distributions (see instructions)

1	Amounts paid (including administrative expenses) to accomplish charitable, etc , purposes		
a	Expenses, contributions, gifts, etc —total from Part I, column (d), line 26. . . . .	1a	696,775
b	Program-related investments—total from Part IX-B. . . . .	1b	0
2	Amounts paid to acquire assets used (or held for use) directly in carrying out charitable, etc , purposes. . . . .	2	0
3	Amounts set aside for specific charitable projects that satisfy the		
a	Suitability test (prior IRS approval required). . . . .	3a	0
b	Cash distribution test (attach the required schedule). . . . .	3b	0
4	Qualifying distributions. Add lines 1a through 3b Enter here and on Part V, line 8, and Part XIII, line 4	4	696,775
5	Foundations that qualify under section 4940(e) for the reduced rate of tax on net investment income Enter 1% of Part I, line 27b (see instructions). . . . .	5	
6	Adjusted qualifying distributions. Subtract line 5 from line 4. . . . .	6	696,775
Note: The amount on line 6 will be used in Part V, column (b), in subsequent years when calculating whether the foundation qualifies for the section 4940(e) reduction of tax in those years			

Part XIII

Undistributed Income (see instructions)

		(a) Corpus	(b) Years prior to 2012	(c) 2012	(d) 2013
1		Distributable amount for 2013 from Part XI, line 7			
2		Undistributed income, if any, as of the end of 2013			
a		Enter amount for 2012 only. . . . . 0			
b		Total for prior years 2011 , 2010 , 2009 . . . . . 0			
3		Excess distributions carryover, if any, to 2013			
a		From 2008. . . . . 316,907			
b		From 2009. . . . .			
c		From 2010. . . . . 182,737			
d		From 2011. . . . . 1,374,160			
e		From 2012. . . . . 60,709			
f		Total of lines 3a through e. . . . . 1,934,513			
4		Qualifying distributions for 2013 from Part XII, line 4 ▶ \$ 696,775			
a		Applied to 2012, but not more than line 2a . . . . . 0			
b		Applied to undistributed income of prior years (Election required—see instructions). . . . .			
c		Treated as distributions out of corpus (Election required—see instructions). . . . .			
d		Applied to 2013 distributable amount. . . . . 343,649			
e		Remaining amount distributed out of corpus . . . . . 353,126			
5		Excess distributions carryover applied to 2013 (If an amount appears in column (d), the same amount must be shown in column (a).)			
6		Enter the net total of each column as indicated below:			
a		Corpus Add lines 3f, 4c, and 4e Subtract line 5 . . . . . 2,287,639			
b		Prior years' undistributed income Subtract line 4b from line 2b . . . . . 0			
c		Enter the amount of prior years' undistributed income for which a notice of deficiency has been issued, or on which the section 4942(a) tax has been previously assessed. . . . .			
d		Subtract line 6c from line 6b Taxable amount—see instructions . . . . . 0			
e		Undistributed income for 2012 Subtract line 4a from line 2a Taxable amount—see instructions . . . . . 0			
f		Undistributed income for 2013 Subtract lines 4d and 5 from line 1 This amount must be distributed in 2014 . . . . . 0			
7		Amounts treated as distributions out of corpus to satisfy requirements imposed by section 170(b)(1)(F) or 4942(g)(3) (see instructions). . . . .			
8		Excess distributions carryover from 2008 not applied on line 5 or line 7 (see instructions). . . . . 316,907			
9		Excess distributions carryover to 2014. Subtract lines 7 and 8 from line 6a . . . . . 1,970,732			
10		Analysis of line 9			
a		Excess from 2009. . . . .			
b		Excess from 2010. . . . . 182,737			
c		Excess from 2011. . . . . 1,374,160			
d		Excess from 2012. . . . . 60,709			
e		Excess from 2013. . . . . 353,126			

## Part XIV

---

4942(j)(3) or 4942(j)(5)

**3** Complete 3a, b, or c for the alternative test relied upon

**a** "Assets" alternative test—enter

**(1)** Value of all assets . . . . .

**(2)** Value of assets qualifying under section 4942(j)(3)(B)(i)

**b** "Endowment" alternative test— enter 2/3 of minimum investment return shown in Part X, line 6 for each year listed. . . .

**c** "Support" alternative test—enter

**(1)** Total support other than gross investment income (interest, dividends, rents, payments on securities loans (section 512(a)(5)), or royalties) . . . . .

**(2)** Support from general public and 5 or more exempt organizations as provided in section 4942(j)(3)(B)(iii). . . . .

**(3)** Largest amount of support from an exempt organization

**(4)** Gross investment income

## Part XV

**1**

MORTON PANETH LEAH WERNER SAMU

• List any managers of the foundation who own 10% or more of the stock of a corporation (or an equally large portion of the ownership of a partnership or other entity) of which the foundation has a 10% or greater interest

## 2

Check here ☒ if the foundation only makes contributions to preselected charitable organizations and does not accept unsolicited requests for funds. If the foundation makes gifts, grants, etc. (see instructions) to individuals or organizations under other conditions, complete items 2a, b, c, and d.

**a** The name, address, and telephone number of the person to whom applications should be addressed

**b** The form in which applications should be submitted and information and materials they should include

**c** Any submission deadlines

**d** Any restrictions or limitations on awards, such as by geographical areas, charitable fields, kinds of institutions, or other factors

### 3 Grants and Contributions Paid During the Year or Approved for Future Payment

Form **990-PF** (2013)

Enter gross amounts unless otherwise indicated

## **Part XVI-B Relationship of Activities to the Accomplishment of Exempt Purposes**

Form **990-PF** (2013)



Form 990PF Part IV - Capital Gains and Losses for Tax on Investment Income - Columns a - d

(a) List and describe the kind(s) of property sold (e g , real estate, 2-story brick warehouse, or common stock, 200 shs MLC Co )	(b) How acquired P—Purchase D—Donation	(c) Date acquired (mo , day, yr )	(d) Date sold (mo , day, yr )
1,539 416 SH PITNEY BOWES INC	P	2012-10-03	2013-04-29
783 SH R R DONNELLEY & SONS CO	P	2012-10-18	2013-07-09
585 SH R R DONNELLEY & SONS CO	P	2012-10-18	2013-07-30
199 471 SH R R DONNELLEY & SONS CO	P	2012-10-18	2013-07-30
405 164 SH WELLS FARGO CO 5 2% PFD	P	2012-08-09	2013-05-15
10,000 SH DELL COMPUTER 7 1 % DEBENTURES	P	2013-01-17	2013-05-15
5,000 SH GE CAPITAL 5 375% INTERNOTES	P	2013-01-15	2013-05-15
30,000 HEWLETT PACKARD CO 6% SENIOR NOTES	P	2012-11-09	2013-06-03
5,000 PACIFIC BELL 6 625% DEBENTURES	P	2012-12-07	2013-10-15
20,000 SH R R DONNELLEY & SONS CO 7 25% SENIORNOTES	P	2012-10-18	2013-05-08
5,000 SH R R DONNELLEY & SONS CO 7 25% SENIORNOTES	P	2012-10-18	2013-03-14
50,000 SH BETHLEHEM PA 6 6% BOND	P	2011-05-25	2013-03-20
25,000 SH CASS COUNTY TX 6 6% BOND	P	2010-07-01	2013-12-23
10,000 SH GMAC 7% SMARTNOTES BOND	P	2012-08-07	2013-08-15
60,000 SH GMAC 7 25% SMARTNOTES BOND	P	2011-05-10	2013-08-15
10,000 SH GMAC 9% SMARTNOTES BOND	P	2010-08-10	2013-06-25
26,000 SH GMAC 9% SMARTNOTES BOND	P	2010-08-01	2013-07-15
5,000 SH GMAC 6 9% SMARTNOTES BOND	P	2011-06-17	2013-07-15
50,000 SH MEADWESTVACO CORP 6 8% BOND	P	2011-03-08	2013-10-22
25,000 SH PATRIOT COAL CORP 8 25% BOND	P	2011-10-12	2013-07-09
25,000 SH SLM CORP 5 5% BOND	P	2011-10-19	2013-08-01
20,000 SH SLM CORP 6% BOND	P	2010-06-24	2013-08-01
10,000 SH SLM CORP 7% BOND	P	2011-08-12	2013-03-15
17,000 SH SLM CORP 6 25% BOND	P	2011-02-24	2013-08-01
15,000 SH SLM CORP 6% BOND	P	2011-07-08	2013-05-15
25,000 SH TELECOM ITALIA CAPITAL 7 721% BOND	P	2011-01-18	2013-01-02
1,694 12 SH GOLDMAN SACHS TR FINL SQ MNY MKT FUND	P	2012-05-04	2013-04-12
5,201 76 SH GOLDMAN SACHS TR FINL SQ MNY MKT FUND	P	2013-02-21	2013-05-17
2,213 39 SH GOLDMAN SACHS TR FINL SQ MNY MKT FUND	P	2013-02-21	2013-07-12
2,314 89 SH GOLDMAN SACHS TR FINL SQ MNY MKT FUND	P	2013-02-21	2013-10-11

Form 990PF Part IV - Capital Gains and Losses for Tax on Investment Income - Columns a - d

(a) List and describe the kind(s) of property sold (e g , real estate, 2-story brick warehouse, or common stock, 200 shs MLC Co )	(b) How acquired P—Purchase D—Donation	(c) Date acquired (mo , day, yr )	(d) Date sold (mo , day, yr )
218 882 SH PERMANENT PORTFOLIO FUND	P	2012-12-06	2013-10-29
1,770 634 SH PIMCO FUNDS	P	2012-11-01	2013-10-29
1,177 864 SH PIMCO BOND FUND	P	2012-07-02	2013-06-11
4 85 SH GOLDMAN SACHS TR FINL SQ MNY MKT FUND	P	2012-01-03	2013-04-12
214 883 SH PIMCO FUNDS	P	2012-01-03	2013-10-29
42 919 SH PIMCO BOND FUND	P	2012-01-03	2013-06-11
1,610 09 SH GOLDMAN SACHS TR FINL SQ MNY MKT FUND	P	2011-05-18	2013-01-11
317 88 SH GOLDMAN SACHS TR FINL SQ MNY MKT FUND	P	2011-05-18	2013-03-15
725 85 SH GOLDMAN SACHS TR FINL SQ MNY MKT FUND	P	2011-05-18	2013-04-12
1834 928 SH PERMANENT PORTFOLIO FUND	P	2011-05-18	2013-10-29
1361 494 SH PIMCO PAC MGMT FUND	P	2011-05-18	2013-05-17
2,882 328 SH PIMCO FUNDS	P	2011-05-18	2013-10-29
3,655 733 SH PIMCO BOND FUND	P	2011-05-18	2013-06-11
2,604 103 SH PIMCO FUNDS	P	2011-05-18	2013-05-17
279 108 SH PIMCO BOND FUND	D	2011-05-18	2013-05-17
WELLS FARGO #8150 - ATTACHMENT 1	P	2013-01-01	2013-12-31
WELLS FARGO #8150 - ATTACHMENT 2	P	2012-01-01	2013-12-31
WELLS FARGO #8150 - ATTACHMENT 3	P	2012-01-01	2013-12-31
39 402 SH EUROPACIFIC GROWTH	P	2012-12-27	2013-04-26
26 645 SH THE GROWTH FUND OF AMERICA	P	2012-12-20	2013-04-26
757 SH DREYFUS STRUCTURED MIDCAP FUND	P	2009-08-24	2013-04-26
2,287 245 SH EUROPACIFIC GROWTH	P	2009-08-24	2013-04-26
3,236 338 SH THE GROWTH FUND OF AMERICA	P	2009-08-24	2013-04-26
524 SH MFS VALUE FUND	P	2009-08-24	2013-04-26
825 SH AEW REAL ESTATE FUND	P	2009-08-24	2013-04-26
CAPITAL GAIN DIVIDENDS	P		



Form 990PF Part IV - Capital Gains and Losses for Tax on Investment Income - Columns e - h

(e) Gross sales price	(f) Depreciation allowed (or allowable)	(g) Cost or other basis plus expense of sale	(h) Gain or (loss) (e) plus (f) minus (g)
24,574		21,324	3,250
11,369		8,504	2,865
10,855		6,353	4,502
3,696		2,223	1,473
10,462		10,130	332
10,493		10,501	-8
5,000		5,075	-75
30,229		30,095	134
5,056		5,323	-267
21,644		20,608	1,036
5,225		5,152	73
49,994		50,667	-673
25,000		25,505	-505
10,000		10,000	
60,000		59,369	631
9,994		10,234	-240
26,000		26,608	-608
5,000		4,998	2
51,325		46,778	4,547
11,494		23,130	-11,636
24,322		22,974	1,348
18,855		15,305	3,550
10,000		9,805	195
14,259		13,872	387
14,994		15,005	-11
27,171		25,715	1,456
1,694		1,694	
5,202		5,202	
2,213		2,213	
2,315		2,315	

**Form 990PF Part IV - Capital Gains and Losses for Tax on Investment Income - Columns e - h**

<b>(e)</b> Gross sales price	<b>(f)</b> Depreciation allowed (or allowable)	<b>(g)</b> Cost or other basis plus expense of sale	<b>(h)</b> Gain or (loss) (e) plus (f) minus (g)
10,657		10,601	56
20,717		21,531	-814
13,605		14,326	-721
5		5	
2,514		2,527	-13
496		524	-28
1,610		1,610	
318		318	
726		726	
89,342		88,101	1,241
8,468		12,852	-4,384
33,723		33,585	138
42,224		42,665	-441
32,135		30,390	1,745
3,363		3,254	109
5,721		5,002	719
49,342		44,941	5,538
112,630		90,138	23,208
1,693		1,604	89
996		914	82
19,228		10,371	8,857
98,283		83,620	14,663
120,910		82,366	38,544
15,128		10,266	4,862
16,186		8,778	7,408
			29,240

Form 990PF Part IV - Capital Gains and Losses for Tax on Investment Income - Columns i - l

Complete only for assets showing gain in column (h) and owned by the foundation on 12/31/69			(l) Gains (Col (h) gain minus col (k), but not less than -0-) or Losses (from col (h))
(i) F M V as of 12/31/69	(j) Adjusted basis as of 12/31/69	(k) Excess of col (i) over col (j), if any	
			3,250
			2,865
			4,502
			1,473
			332
			-8
			-75
			134
			-267
			1,036
			73
			-673
			-505
			631
			-240
			-608
			2
			4,547
			-11,636
			1,348
			3,550
			195
			387
			-11
			1,456

Form 990PF Part IV - Capital Gains and Losses for Tax on Investment Income - Columns i - l

Complete only for assets showing gain in column (h) and owned by the foundation on 12/31/69			(l) Gains (Col (h) gain minus col (k), but not less than -0-) or Losses (from col (h))
(i) F M V as of 12/31/69	(j) Adjusted basis as of 12/31/69	(k) Excess of col (i) over col (j), if any	
			56
			-814
			-721
			-13
			-28
			1,241
			-4,384
			138
			-441
			1,745
			109
			719
			4,401
			22,492
			89
			82
			8,857
			14,663
			38,544
			4,862
			7,408

<b>Schedule B</b> (Form 990, 990-EZ, or 990-PF) <small>Department of the Treasury Internal Revenue Service</small>	<b>Schedule of Contributors</b>  ▶ <b>Attach to Form 990, 990-EZ, or 990-PF.</b> ▶ <b>Information about Schedule B (Form 990, 990-EZ, or 990-PF) and its instructions is at <u>www.irs.gov/form990</u>.</b>	OMB No 1545-0047
		<b>2013</b>

<b>Name of the organization</b> THE PANETH FAMILY CHARITABLE TRUST	<b>Employer identification number</b> 11-6415770
---	---

Organization type (check one)

<b>Filers of:</b>	<b>Section:</b>
Form 990 or 990-EZ	<input type="checkbox"/> 501(c)( ) (enter number) organization
	<input type="checkbox"/> 4947(a)(1) nonexempt charitable trust <b>not</b> treated as a private foundation
	<input type="checkbox"/> 527 political organization
Form 990-PF	<input checked="" type="checkbox"/> 501(c)(3) exempt private foundation
	<input type="checkbox"/> 4947(a)(1) nonexempt charitable trust treated as a private foundation
	<input type="checkbox"/> 501(c)(3) taxable private foundation

Check if your organization is covered by the **General Rule** or a **Special Rule**.  
**Note.** Only a section 501(c)(7), (8), or (10) organization can check boxes for both the General Rule and a Special Rule. See instructions.

General Rule

☒ For an organization filing Form 990, 990-EZ, or 990-PF that received, during the year, \$5,000 or more (in money or property) from any one contributor. Complete Parts I and II.

Special Rules

☐ For a section 501(c)(3) organization filing Form 990 or 990-EZ that met the 33<sup>1</sup>/<sub>3</sub>% support test of the regulations under sections 509(a)(1) and 170(b)(1)(A)(vi) and received from any one contributor, during the year, a contribution of the greater of **(1)** \$5,000 or **(2)** 2% of the amount on (i) Form 990, Part VIII, line 1h, or (ii) Form 990-EZ, line 1. Complete Parts I and II.

☐ For a section 501(c)(7), (8), or (10) organization filing Form 990 or 990-EZ that received from any one contributor, during the year, total contributions of more than \$1,000 for use *exclusively* for religious, charitable, scientific, literary, or educational purposes, or for the prevention of cruelty to children or animals. Complete Parts I, II, and III.

☐ For a section 501(c)(7), (8), or (10) organization filing Form 990 or 990-EZ that received from any one contributor, during the year, contributions for use *exclusively* for religious, charitable, etc., purposes, but these contributions did not total more than \$1,000. If this box is checked, enter here the total contributions that were received during the year for an *exclusively* religious, charitable, etc., purpose. Do not complete any of the parts unless the **General Rule** applies to this organization because it received *nonexclusively* religious, charitable, etc., contributions of \$5,000 or more during the year. . . . . ▶ \$ \_\_\_\_\_

**Caution.** An organization that is not covered by the General Rule and/or the Special Rules does not file Schedule B (Form 990, 990-EZ, or 990-PF), but it **must** answer “No” on Part IV, line 2, of its Form 990, or check the box on line H of its Form 990-EZ or on its Form 990PF, Part I, line 2, to certify that it does not meet the filing requirements of Schedule B (Form 990, 990-EZ, or 990-PF).

<b>Name of organization</b> THE PANETH FAMILY CHARITABLE TRUST	<b>Employer identification number</b> 11-6415770
---	---

<b>Part I</b>	<b>Contributors</b> (see instructions) Use duplicate copies of Part I if additional space is needed		
<b>(a)</b> <b>No.</b>	<b>(b)</b> <b>Name, address, and ZIP + 4</b>	<b>(c)</b> <b>Total contributions</b>	<b>(d)</b> <b>Type of contribution</b>
<u>1</u>	MORTON PANETH 1444 53RD STREET  BROOKLYN, NY 11219	\$ 120,000	Person <input checked="" type="checkbox"/> Payroll <input type="checkbox"/> Noncash <input type="checkbox"/>  (Complete Part II for noncash contributions )
<u>  </u>		\$	Person <input type="checkbox"/> Payroll <input type="checkbox"/> Noncash <input type="checkbox"/>  (Complete Part II for noncash contributions )
<u>  </u>		\$	Person <input type="checkbox"/> Payroll <input type="checkbox"/> Noncash <input type="checkbox"/>  (Complete Part II for noncash contributions )
<u>  </u>		\$	Person <input type="checkbox"/> Payroll <input type="checkbox"/> Noncash <input type="checkbox"/>  (Complete Part II for noncash contributions )
<u>  </u>		\$	Person <input type="checkbox"/> Payroll <input type="checkbox"/> Noncash <input type="checkbox"/>  (Complete Part II for noncash contributions )
<u>  </u>		\$	Person <input type="checkbox"/> Payroll <input type="checkbox"/> Noncash <input type="checkbox"/>  (Complete Part II for noncash contributions )
<u>  </u>		\$	Person <input type="checkbox"/> Payroll <input type="checkbox"/> Noncash <input type="checkbox"/>  (Complete Part II for noncash contributions )

<b>Name of organization</b> THE PANETH FAMILY CHARITABLE TRUST	<b>Employer identification number</b> 11-6415770
---	---

<b>Part II</b>	<b>Noncash Property</b> (see instructions) Use duplicate copies of Part II if additional space is needed		
(a) No. from Part I	(b) Description of noncash property given	(c) FMV (or estimate) (see instructions)	(d) Date received
_____	_____ _____ _____ _____	\$ _____	_____
(a) No. from Part I	(b) Description of noncash property given	(c) FMV (or estimate) (see instructions)	(d) Date received
_____	_____ _____ _____ _____	\$ _____	_____
(a) No. from Part I	(b) Description of noncash property given	(c) FMV (or estimate) (see instructions)	(d) Date received
_____	_____ _____ _____ _____	\$ _____	_____
(a) No. from Part I	(b) Description of noncash property given	(c) FMV (or estimate) (see instructions)	(d) Date received
_____	_____ _____ _____ _____	\$ _____	_____
(a) No. from Part I	(b) Description of noncash property given	(c) FMV (or estimate) (see instructions)	(d) Date received
_____	_____ _____ _____ _____	\$ _____	_____
(a) No. from Part I	(b) Description of noncash property given	(c) FMV (or estimate) (see instructions)	(d) Date received
_____	_____ _____ _____ _____	\$ _____	_____

<b>Name of organization</b> THE PANETH FAMILY CHARITABLE TRUST	<b>Employer identification number</b> 11-6415770
---	---

Part III

**Exclusively** religious, charitable, etc., individual contributions to section 501(c)(7), (8), or (10) organizations that total more than \$1,000 for the year. Complete columns (a) through (e) and the following line entry

For organizations completing Part III, enter the total of *exclusively* religious, charitable, etc , contributions of **\$1,000 or less** for the year (Enter this information once See instructions ) ▶ \$

Use duplicate copies of Part III if additional space is needed

(a) No. from Part I	(b) Purpose of gift	(c) Use of gift	(d) Description of how gift is held
—	<div></div> <div></div> <div></div>	<div></div> <div></div> <div></div>	<div></div> <div></div> <div></div>
	(e) Transfer of gift		
	Transferee's name, address, and ZIP 4		Relationship of transferor to transferee
<div></div> <div></div>		<div></div> <div></div> <div></div>	

(a) No. from Part I	(b) Purpose of gift	(c) Use of gift	(d) Description of how gift is held
—	<div></div> <div></div> <div></div>	<div></div> <div></div> <div></div>	<div></div> <div></div> <div></div>
	(e) Transfer of gift		
	Transferee's name, address, and ZIP 4		Relationship of transferor to transferee
<div></div> <div></div>		<div></div> <div></div> <div></div>	

(a) No. from Part I	(b) Purpose of gift	(c) Use of gift	(d) Description of how gift is held
—	<div></div> <div></div> <div></div>	<div></div> <div></div> <div></div>	<div></div> <div></div> <div></div>
	(e) Transfer of gift		
	Transferee's name, address, and ZIP 4		Relationship of transferor to transferee
<div></div> <div></div>		<div></div> <div></div> <div></div>	

(a) No. from Part I	(b) Purpose of gift	(c) Use of gift	(d) Description of how gift is held
—	<div></div> <div></div> <div></div>	<div></div> <div></div> <div></div>	<div></div> <div></div> <div></div>
	(e) Transfer of gift		
	Transferee's name, address, and ZIP 4		Relationship of transferor to transferee
<div></div> <div></div>		<div></div> <div></div> <div></div>	



**TY 2013 All Other Program  
Related Investments Schedule**

**Name:** THE PANETH FAMILY CHARITABLE TRUST  
**EIN:** 11-6415770

Category	Amount
NONE	

**Note:** To capture the full content of this document, please select landscape mode (11" x 8.5") when printing.

**TY 2013 Depreciation Schedule**

**Name:** THE PANETH FAMILY CHARITABLE TRUST

**EIN:** 11-6415770

**TY 2013 Investments Corporate  
Bonds Schedule**

**Name:** THE PANETH FAMILY CHARITABLE TRUST  
**EIN:** 11-6415770

Name of Bond	End of Year Book Value	End of Year Fair Market Value
WELLS FARGO-SEE ATTACHMNT 10.1	375,841	370,401

**TY 2013 Investments Corporate  
Stock Schedule****Name:** THE PANETH FAMILY CHARITABLE TRUST**EIN:** 11-6415770

<b>Name of Stock</b>	<b>End of Year Book Value</b>	<b>End of Year Fair Market Value</b>
HSBC- BROWN ADVISORY GROWTH	112,097	134,067
HSBC- DREYFUS STRUCTURED MID-C	35,534	72,239
HSBC- EUROPACIFIC GROWTH FUND		
HSBC- GOLDMAN SACHS HIGH YIELD	105,300	111,492
HSBC-LORD ABBET INTNTL CORE	113,945	126,692
HSBC- THE GROWTH FUND OF AMERI		
HSBC- MFS VALUE FUND CLASS I	81,435	132,607
HSBC- AEW REAL ESTATE FUND CLA	30,944	33,603
HSBC- TCW TOTAL RETURN BOND FU	578,251	583,386
WELLS FARGO		
WELLS FARGO-SEE ATTACHMENT 9.1	781,300	1,162,367
WELLS FARGO-SEE ATTACHMENT 9.2	1,025,239	1,090,813
WELLS FARGO-CYS INVESTMENT INC	13,236	8,256
WELLS FARGO-PITNEY BOWES INC		
WELLS FARGO-RR DONNELLEY & SON		
WELLS FARGO & CO 5.2% PFD		

# TY 2013 Investments Government Obligations Schedule

**Name:** THE PANETH FAMILY CHARITABLE TRUST

**EIN:** 11-6415770

**US Government Securities - End of  
Year Book Value:**

**US Government Securities - End of  
Year Fair Market Value:**

**State & Local Government  
Securities - End of Year Book  
Value:**

747,398

**State & Local Government  
Securities - End of Year Fair  
Market Value:**

721,219

**TY 2013 Investments - Land Schedule****Name:** THE PANETH FAMILY CHARITABLE TRUST**EIN:** 11-6415770

**TY 2013 Land, Etc. Schedule****Name:** THE PANETH FAMILY CHARITABLE TRUST**EIN:** 11-6415770

**TY 2013 Other Assets Schedule****Name:** THE PANETH FAMILY CHARITABLE TRUST**EIN:** 11-6415770

Description	Beginning of Year - Book Value	End of Year - Book Value	End of Year - Fair Market Value
ANNUITIES	116,000	10,717	10,717
CASH SURRENDER VALUE	317,776	288,346	288,346
DIVIDEND RECEIVABLE	3,446	788	788
LOANS AND EXCHANGES		260,000	260,000
MISCELLANEOUS RECEIVABLE		395	395



**TY 2013 Other Expenses Schedule****Name:** THE PANETH FAMILY CHARITABLE TRUST**EIN:** 11-6415770

Description	Revenue and Expenses per Books	Net Investment Income	Adjusted Net Income	Disbursements for Charitable Purposes
BANK CHARGES	5	5		
INSURANCE	179,582	179,582		
OFFICE	82	82		
NYS FILING FEE	250			250

TY 2013 Other Income Schedule

**Name:** THE PANETH FAMILY CHARITABLE TRUST

**EIN:** 11-6415770

Description	Revenue And Expenses Per Books	Net Investment Income	Adjusted Net Income
MISCELLANEOUS INCOME	107		

**TY 2013 Other Notes/Loans  
Receivable Short Schedule****Name:** THE PANETH FAMILY CHARITABLE TRUST**EIN:** 11-6415770

<b>Name of 501(c)(3) Organization</b>	<b>Balance Due</b>
GEORGE KATZ- DBA WINDSOR HEALTHCARE SYS	
YAAKOV STEFANSKY	27,000
BUSHWICK LOFTS	
TAAFFE RESIDENCE	
683 STERLING PLACE REALTY	400,000
SOHO 06 INC	240,000
MENAHAN LOFTS	
MENAHAN LOFTS	
NETAN LLC	375,000
636 ST MARKS AVENUE	500,000

**TY 2013 Other Professional Fees Schedule**

**Name:** THE PANETH FAMILY CHARITABLE TRUST

**EIN:** 11-6415770

Category	Amount	Net Investment Income	Adjusted Net Income	Disbursements for Charitable Purposes
INVESTMENT ADVISORY FEES	30,594	30,594		

TY 2013 Taxes Schedule

**Name:** THE PANETH FAMILY CHARITABLE TRUST

**EIN:** 11-6415770

Category	Amount	Net Investment Income	Adjusted Net Income	Disbursements for Charitable Purposes
FOREIGN TAXES	553			

PANETH FAMILY CHARITABLE TR  
 SAM PANETH TTEE  
 THOMAS PANETH TTEE ET AL  
 U/A DTD 06/29/1992  
 DECEMBER 1 - DECEMBER 31, 2013  
 ACCOUNT NUMBER 5761-4240

Ⓐ Per OID Adjustment

## Fixed Income Securities

### Taxable Municipal Bonds

DESCRIPTION	% OF ACCOUNT	QUANTITY	ADJ PRICE/ ORIG PRICE	ADJ COST/ ORIG COST	CURRENT PRICE	CURRENT MARKET VALUE	UNREALIZED GAIN/LOSS	ESTIMATED		
								ACCRUED INTEREST	ANNUAL INCOME	ANNUAL YIELD (%)
OAKLAND CA PENSION OBLG REF AGC ICC CAP APR TXBL G/O UNLTD CUS MBIA CPN 0.000% DUE 12/15/20 DTD 10/17/01 Moody AA3, S&P AA- CUSIP 672319BR0 Acquired 10/03/13 S nc	1.20	20,000	70.89 70.12	→ 14,373.22 Ⓐ x 14,179.54 14,031.00	68.6320	13,726.40	-453.14	N/A	N/A	N/A
SACRAMENTO CNTY CA PENSION OBLIG TXBL REV BOOK ENTRY OID CPN 7.250% DUE 08/01/25 DTD 10/30/13 FC 08/01/14 Moody BAA1, S&P A- CUSIP 786091AG3 Acquired 10/21/13 S nc	4.43	50,000	102.00	51,006.00	100.9860	50,493.00	-513.00	614.24	3,625.00	7.17
PORT BELLINGHAM WA REV TAXABLE SER B BUILD AMER BDS B/E OID TXBL CPN 6.250% DUE 12/01/25 DTD 11/16/10 FC 06/01/11 CALL 12/01/20 @ 100.000 HELD IN MARGIN Moody A2, S&P NR CUSIP 733666JB8 Acquired 11/05/10 L nc	3.75	40,000	101.37	40,555.00	106.9270	42,770.80	2,215.80	208.33	2,500.00	5.84
AMERICAN MUN PWR OH INC REV TAXABLE HYDROELEC B BAB TXBL CPN 6.000% DUE 02/15/27 DTD 12/09/09 FC 02/15/10 CALL 02/15/20 @ 100.000 HELD IN MARGIN Moody A3, S&P A CUSIP 02765UDA9 Acquired 02/05/13 S nc	0.90	10,000	109.26	10,931.10	102.7710	10,277.10	-654.00	226.67	600.00	5.83



ADVISORS

PANETH FAMILY CHARITABLE TR  
 SAM PANETH TTEE  
 THOMAS PANETH TTEE ET AL  
 U/A DTD 06/29/1992  
 DECEMBER 1 - DECEMBER 31, 2013  
 ACCOUNT NUMBER 5761-4240

## Fixed Income Securities

## Taxable Municipal Bonds continued

DESCRIPTION	% OF ACCOUNT	QUANTITY	ADJ PRICE/ ORIG PRICE	ADJ COST/ ORIG COST	CURRENT PRICE	CURRENT MARKET VALUE	UNREALIZED GAIN/LOSS	ESTIMATED		
								ACCRUED INTEREST	ANNUAL INCOME	ANNUAL YIELD (%)
MICHIGAN MUN BD AUTH REV TAXABLE LOC GOVT LN PG B B/E TXBL CPN 6.700% DUE 05/01/27 DTD 05/18/10 FC 11/01/10 CALL 05/01/20 @ 100.000 HELD IN MARGIN Moody NR, S&P A+ CUSIP 59455TP22 Acquired 04/30/10 L nc	1.78	20,000	101.67	20,335.00	101.7380	20,347.60	12.60	223.33	1,340.00	6.58
BALDWIN PK MONROVIA SCH FAC GRNT FING ATH CA LSE REV SR B OID TXBL AGC CPN 7.000% DUE 06/01/27 DTD 07/15/10 FC 12/01/10 HELD IN MARGIN Moody NR, S&P AA- CUSIP 058228AZ0 Acquired 07/09/10 L nc	2.15	25,000	101.37	25,348.75	98.2050	24,551.25	-797.50	145.83	1,750.00	7.12
LAFAYETTE LA PUB IMPT SALES TAX BUILD AMER BDS SER B REV TXBL ASSURED CPN 7.130% DUE 05/01/29 DTD 08/18/09 FC 11/01/09 CALL 05/01/19 @ 100.000 HELD IN MARGIN Moody AA3, S&P AA CUSIP 5064846F6 Acquired 03/06/13 S nc	0.99	10,000	116.63	11,669.30	112.5590	11,255.90	-413.40	118.83	713.00	6.33
PHILADELPHIA PA S/D SR B BUILD AMER BDS ISSUER SUBSIDY G/O UT B/E TXBL CPN 6.615% DUE 06/01/30 DTD 04/06/10 FC 12/01/10 HELD IN MARGIN Moody AA3, S&P A+ CUSIP 717883KK7 Acquired 02/19/13 S nc	0.87	10,000	114.50	11,455.00	99.5860	9,958.60	-1,496.40	55.13	661.50	6.64

ATTACHMENT 8.1 (2/8)

PANETH FAMILY CHARITABLE TR  
 SAM PANETH TTEE  
 THOMAS PANETH TTEE ET AL  
 U/A DTD 06/29/1992  
 DECEMBER 1 - DECEMBER 31, 2013  
 ACCOUNT NUMBER 5761-4240

## Fixed Income Securities

### Taxable Municipal Bonds continued

DESCRIPTION	% OF ACCOUNT	QUANTITY	ADJ PRICE/ ORIG PRICE	ADJ COST/ ORIG COST	CURRENT PRICE	CURRENT MARKET VALUE	UNREALIZED GAIN/LOSS	ESTIMATED		
								ACCRUED INTEREST	ANNUAL INCOME	ANNUAL YIELD (%)
EL CENTRO CA FING AUTH LSE REV TRANSN IMPTS B BUILD AMER BDS B/E CPN 8 250% DUE 10/01/31 DTD 12/16/09 FC 04/01/10 CALL 10/01/19 @ 100 000 Moody NR , S&P A CUSIP 28282RAM2 Acquired 02/22/13 S nc <sup>R</sup> Acquired 07/29/13 S nc		10,000 10,000	112 09 109 39	11,214 70 10,945 10		10,669 20 10,669 20	-545 50 -275.90			
<b>Total</b>	<b>1.87</b>	<b>20,000</b>		<b>\$22,159.80</b>	<b>106.6920</b>	<b>\$21,338.40</b>	<b>-\$821.40</b>	<b>\$412.50</b>	<b>\$1,650.00</b>	<b>7.73</b>
TULARE CA LOC HC DIST TAXABLE BUILD AMER BD B G/O UNLTD B/E CPN 7 875% DUE 08/01/32 DTD 09/10/09 FC 02/01/10 CALL 08/01/19 @ 100 000 HELD IN MARGIN Moody BAA1 , S&P NR CUSIP 89910NCM1 Acquired 02/20/13 S nc Acquired 02/27/13 S nc		10,000 5,000	116 93 117 00	11,698 00 5,855 00		10,397 80 5,198 90	-1,300 20 -656 10			
<b>Total</b>	<b>1.37</b>	<b>15,000</b>		<b>\$17,553.00</b>	<b>103.9780</b>	<b>\$15,596.70</b>	<b>-\$1,956.30</b>	<b>\$492.19</b>	<b>\$1,181.25</b>	<b>7.57</b>





ADVISORS

PANETH FAMILY CHARITABLE TR  
 SAM PANETH TTEE  
 THOMAS PANETH TTEE ET AL  
 U/A DTD 06/29/1992  
 DECEMBER 1 - DECEMBER 31, 2013  
 ACCOUNT NUMBER 5761-4240

## Fixed Income Securities

## Taxable Municipal Bonds continued

DESCRIPTION	% OF ACCOUNT	QUANTITY	ADJ PRICE/ ORIG PRICE	ADJ COST/ ORIG COST	CURRENT PRICE	CURRENT MARKET VALUE	UNREALIZED GAIN/LOSS	ESTIMATED		
								ACCRUED INTEREST	ANNUAL INCOME	ANNUAL YIELD (%)
BROWARD CNTY FL SCH BRD CTF PARTN BUILD AMER BDS SER B REV B/E OID TXBLE CPN 7 400% DUE 07/01/34 DTD 06/17/09 FC 01/01/10 CALL 07/01/19 @ 100 000 HELD IN MARGIN Moody A1 , S&P A CUSIP 115065VV3 Acquired 02/12/13 S nc	0 95	10,000	118 34	11,839 20	108.2240	10,822 40	-1,016 80	370 00	740 00	6 83
CHICAGO IL MIDWAY ARPT REV TAXABLE 2ND LIEN SER C B/E TXBL CPN 7.118% DUE 01/01/35 DTD 10/26/10 FC 01/01/11 CALL 01/01/20 @ 100 000 HELD IN MARGIN Moody A3 , S&P A- CUSIP 167562LT2 Acquired 10/27/10 L nc	4 59	50,000	101 50	50,755 00	104 5930	52,296 50	1,541 50	1,779 50	3,559 00	6 80
PINCKNEY MI CMNTY SCHS LIVNGSTN&WASHTENAW BLDG &SITE SR C G/O UT TXBLE CPN 6 550% DUE 05/01/35 DTD 05/27/10 FC 11/01/10 CALL 05/01/20 @ 100 000 Moody NR , S&P AA- CUSIP 722205MR9 Acquired 08/01/13 S nc	0 88	10,000	103 50	10,356 00	100 2960	10,029 60	-326 40	109 17	655 00	6 53
TULARE CA LOC HC DIST TAXABLE BUILD AMER BD B G/O UNLTD B/E CPN 7 950% DUE 08/01/35 DTD 09/10/09 FC 02/01/10 CALL 08/01/19 @ 100 000 HELD IN MARGIN Moody BAA1 , S&P NR CUSIP 89910NCN9 Acquired 02/13/13 S nc	1 82	20,000	117 90	23,586 00	103 6820	20,736 40	-2,849 60	662 50	1,590.00	7 66

PANETH FAMILY CHARITABLE TR  
 SAM PANETH TTEE  
 THOMAS PANETH TTEE ET AL  
 U/A DTD 06/29/1992  
 DECEMBER 1 - DECEMBER 31, 2013  
 ACCOUNT NUMBER 5761-4240

## Fixed Income Securities

### Taxable Municipal Bonds continued

DESCRIPTION	% OF ACCOUNT	QUANTITY	ADJ PRICE/ ORIG PRICE	ADJ COST/ ORIG COST	CURRENT PRICE	CURRENT MARKET VALUE	UNREALIZED GAIN/LOSS	ESTIMATED		
								ACCRUED INTEREST	ANNUAL INCOME	ANNUAL YIELD (%)
NASSAU CNTY NY TAXABLE GEN IMPT SER F BUILD AMER BDS G/O B/E TXBL CPN 7.400% DUE 10/01/35 DTD 12/16/10 FC 04/01/11 CALL 10/01/20 @ 100.000 HELD IN MARGIN Moody A2, S&P A+ CUSIP 63165TFX8 Acquired 12/06/10 L nc Acquired 02/13/13 S nc		50,000 15,000	104.00 117.77	52,000.00 17,671.85		54,409.50 16,322.85	2,409.50 -1,349.00			
<b>Total</b>	<b>6.20</b>	<b>65,000</b>		<b>\$69,671.85</b>	<b>108.8190</b>	<b>\$70,732.35</b>	<b>\$1,060.50</b>	<b>\$1,202.50</b>	<b>\$4,810.00</b>	<b>6.80</b>
JERSEY CITY NJ TAXABLE GEN IMPT SER B G/O B/E TXBL CPN 7.125% DUE 11/01/36 DTD 11/16/10 FC 05/01/11 CALL 11/01/20 @ 100.000 HELD IN MARGIN Moody A2, S&P NR CUSIP 476576DA8 Acquired 11/09/10 L nc	4.65	50,000	102.76	51,385.00	105.9900	52,995.00	1,610.00	593.75	3,562.50	6.72
NEW BRUNSWICK NJ PARKING AUTH REV TAXABLE CITY GTD B BUILD B/E TXBL CPN 8.320% DUE 09/01/39 DTD 12/15/10 FC 03/01/11 CALL 09/01/20 @ 100.000 HELD IN MARGIN Moody A2, S&P A+ CUSIP 64283LS9 Acquired 02/01/13 S nc	0.97	10,000	118.96	11,901.80	110.7300	11,073.00	-828.80	277.33	832.00	7.51



ADVISORS

PANETH FAMILY CHARITABLE TR  
 SAM PANETH TTEE  
 THOMAS PANETH TTEE ET AL  
 U/A DTD 06/29/1992  
 DECEMBER 1 - DECEMBER 31, 2013  
 ACCOUNT NUMBER. 5761-4240

## Fixed Income Securities

## Taxable Municipal Bonds continued

DESCRIPTION	% OF ACCOUNT	QUANTITY	ADJ PRICE/ ORIG PRICE	ADJ COST/ ORIG COST	CURRENT PRICE	CURRENT MARKET VALUE	UNREALIZED GAIN/LOSS	ESTIMATED		
								ACCRUED INTEREST	ANNUAL INCOME	ANNUAL YIELD (%)
BRENTWOOD CA INFRA FING AUTH LSE REV CIVIC CTR PROJ SER A B/E CPN 7.647% DUE 10/01/39 DTD 10/27/09 FC 04/01/10 CALL 10/01/19 @ 100.000 HELD IN MARGIN Moody NR, S&P AA- CUSIP 10727YAU0 Acquired 05/07/13 S nc	1.40	15,000	116.40	17,466.00	106.3990	15,959.85	-1,506.15	286.76	1,147.05	7.18
COLUMBIA BORO PA TAXABL RECOVERY ZONE G/O B/E AGM TXBL CPN 7.484% DUE 11/01/39 DTD 12/29/10 FC 05/01/11 CALL 11/01/20 @ 100.000 HELD IN MARGIN S&P AA- CUSIP 197246AN1 Acquired 02/05/13 S nc	1.98	20,000	119.59	23,924.40	112.6180	22,523.60	-1,400.80	249.47	1,496.80	6.64
NEW ORLEANS LA TAXABLE PUB IMPT SER A BUILD AMER BDS DIRECT PMT TO CPN 8.800% DUE 12/01/39 DTD 01/19/10 FC 06/01/10 CALL 12/01/19 @ 100.000 HELD IN MARGIN Moody A3, S&P BBB+ CUSIP 64763FNR6 Acquired 04/05/13 S nc Acquired 04/18/13 S nc		10,000 10,000	127.08 127.58	12,714.40 12,764.80		11,419.20 11,419.20	-1,295.20 -1,345.60			
<b>Total</b>	<b>2.00</b>	<b>20,000</b>		<b>\$25,479.20</b>	<b>114.1920</b>	<b>\$22,838.40</b>	<b>-\$2,640.80</b>	<b>\$146.67</b>	<b>\$1,760.00</b>	<b>7.71</b>

PANETH FAMILY CHARITABLE TR  
 SAM PANETH TTEE  
 THOMAS PANETH TTEE ET AL  
 U/A DTD 06/29/1992  
 DECEMBER 1 - DECEMBER 31, 2013  
 ACCOUNT NUMBER 5761-4240

## Fixed Income Securities

### Taxable Municipal Bonds continued

DESCRIPTION	% OF ACCOUNT	QUANTITY	ADJ PRICE/ ORIG PRICE	ADJ COST/ ORIG COST	CURRENT PRICE	CURRENT MARKET VALUE	UNREALIZED GAIN/LOSS	ESTIMATED		
								ACCRUED INTEREST	ANNUAL INCOME	ANNUAL YIELD (%)
NEW JERSEY ST EFA REV SER B BUILD AMER BDS DIRECT PAYMENT B/E TXBL CPN 7.395% DUE 07/01/40 DTD 01/14/10 FC 07/01/10 CALL 07/01/19 @ 100 000 HELD IN MARGIN Moody A2 , S&P A CUSIP 646065A44 Acquired 03/20/13 S nc	7 14	75,000	117 43	88,081 50	108 4950	81,371 25	-6,710 25	2,773 13	5,546.25	6 81
NEW BRUNSWICK NJ PARKING AUTH REV CITY GTD C RECOVERY ZONE B/E TXBL CPN 8 420% DUE 09/01/40 DTD 12/15/10 FC 03/01/11 CALL 09/01/20 @ 100 000 HELD IN MARGIN Moody A2 , S&P A+ CUSIP 642835LQ3 Acquired 04/04/13 S nc	4 87	50,000	120 22	60,120 50	111.0950	55,547 50	-4,573 00	1,403 33	4,210.00	7.57
FONTANA CA PUB FING AUTH LSE REV RECOVERY ZONE ECON DEV BDS B/E TXBL CPN 8 413% DUE 09/01/42 DTD 12/08/10 FC 03/01/11 CALL 09/01/20 @ 100.000 HELD IN MARGIN Moody NR , S&P A CUSIP 344610BY5 Acquired 02/28/13 S nc	1 83	20,000	114 66	22,938 40	104 5450	20,909 00	-2,029 40	560.87	1,682 60	8.04



ATTACHMENT 8.1 (7/8)

164140

001 PNK5 P5HU

10/20/2010 (REV 07)

PANETH FAMILY CHARITABLE TR  
 SAM PANETH TTEE  
 THOMAS PANETH TTEE ET AL  
 U/A DTD 06/29/1992  
 DECEMBER 1 - DECEMBER 31, 2013  
 ACCOUNT NUMBER 5761-4240

Ⓐ Per OID Adjustment

## Fixed Income Securities

### Taxable Municipal Bonds continued

DESCRIPTION	% OF ACCOUNT	QUANTITY	ADJ PRICE/ ORIG PRICE	ADJ COST/ ORIG COST	CURRENT PRICE	CURRENT MARKET VALUE	UNREALIZED GAIN/LOSS	ESTIMATED		
								ACCRUED INTEREST	ANNUAL INCOME	ANNUAL YIELD (%)
HAYWARD CA UNI SCH DIST TAXABLE ELECTION 2008 SER C BABS G/O B/E AGM CPN 7.350% DUE 08/01/43 DTD 07/01/10 FC 02/01/11 CALL 08/01/20 @ 100.000 HELD IN MARGIN Moody A2, S&P AA- CUSIP 4212902E6 Acquired 02/27/13 S nc	2.44	25,000	117.25	29,317.50	111.0860	27,771.50	-1,546.00	765.63	1,837.50	6.61
MUNICIPAL ELEC AUTH GA PLT VOGTLE UNITS 3&4 PROJ P SER A BABS TXBL CPN 7.055% DUE 04/01/57 DTD 03/16/10 FC 10/01/10 HELD IN MARGIN Moody BAA2, S&P A- CUSIP 626207YS7 Acquired 06/25/13 S nc	2.22	25,000	100.73	25,189.25	101.1860	25,296.50	107.25	440.94	1,763.75	6.97
<b>Total Taxable Municipal Bonds</b>	<b>63.25</b>	<b>685,000</b>		<b>\$747,204.09</b> <b>\$747,055.55</b>		<b>\$721,218.60</b>	<b>-\$25,985.49</b>	<b>\$14,118.60</b>	<b>\$49,213.20</b>	<b>6.82</b>
<b>Total Fixed Income Securities</b>	<b>95.74</b>			<b>\$1,124,991.09</b> <b>\$1,124,842.55</b>		<b>\$1,091,619.10</b>	<b>-\$33,371.99</b>	<b>\$17,676.65</b>	<b>\$78,875.70</b>	<b>7.23</b>

nc Cost information for this tax lot is not covered by IRS reporting requirements. Unless indicated, cost for all other lots will be reported to the IRS.  
 R Tax lot(s) held in Margin, rather than Cash

747,398

## Other Assets

### Checking, Savings and Retirement Savings

These assets are held at our affiliated banks and are not held in your brokerage account and are not covered by SIPC

ACCOUNT NUMBER	DESCRIPTION	BALANCE
1010079563389	WELLS FARGO PREFERRE	12,322.53
1010079563460	WELLS FARGO PREFERRE	23,414.64

PANETH FAMILY CHARITABLE TR  
SAMUEL PANETH TTEE ET AL  
U/A DTD 01/01/2001

DECEMBER 1 - DECEMBER 31, 2013  
ACCOUNT NUMBER 8872-8150

### Additional information

	THIS PERIOD	THIS YEAR		THIS PERIOD	THIS YEAR
Return of capital	0 00	65 00	Foreign withholding	-11 21	-197.86
Gross proceeds	0.00	167,692 31			

### Portfolio detail

#### Cash and Sweep Balances

Sweep Balances - You have the right, in the course of normal business operations, to withdraw balances in the Bank Deposit Sweep or redeem shares of the money market mutual fund used in the sweep, subject to any open commitments in any of your accounts and have the proceeds returned to your accounts or remitted to you. Note, however, that as required by federal banking regulations, the banks in the Bank Deposit Sweep reserve the right to require seven days prior notice before permitting a transfer out of the Bank Deposit Sweep. In addition, the money market mutual funds in the sweep reserve the right to require one or more day's prior notice before permitting withdrawals.

Bank Deposit Sweep - Consists of monies held at Wells Fargo Bank, N.A. and (if amounts exceed \$250,000) at one or more other Wells Fargo affiliated banks. These assets are not covered by SIPC, but are instead eligible for FDIC insurance of up to \$250,000 per depositor, per institution, in accordance with FDIC rules. For additional information on the Bank Deposit Sweep for your account, please contact Your Financial Advisor.

DESCRIPTION	% OF ACCOUNT	ANNUAL PERCENTAGE YIELD EARNED*	CURRENT MARKET VALUE	ESTIMATED ANNUAL INCOME
BANK DEPOSIT SWEEP	1.76	0.01	20,842.71	2.08
Interest Period 12/01/13 - 12/31/13				
<b>Total Cash and Sweep Balances</b>	<b>1.76</b>		<b>\$20,842.71</b>	<b>\$2.08</b>

\* APYE measures the total amount of the interest paid on an account based on the interest rate and the frequency of the compounding during the interest period. The annual percentage yield earned is expressed as an annualized rate, based on a 365 day year.

### Stocks, options & ETFs

#### Stocks and ETFs

DESCRIPTION	% OF ACCOUNT	QUANTITY	ADJ PRICE/ ORIG PRICE	ADJ COST/ ORIG COST	CURRENT PRICE	CURRENT MARKET VALUE	UNREALIZED GAIN/LOSS	ESTIMATED	
								ANNUAL INCOME	ANNUAL YIELD (%)
ABBOTT LABORATORIES									
ABT									
Acquired 10/28/11 L		19	25.99	493.92		728.27	234.35		
Acquired 12/01/11 L		18	26.26	472.70		689.94	217.24		
Acquired 12/07/11 L		24	25.96	623.14		919.92	296.78		
Acquired 05/30/13 S		30	37.78	1,133.67		1,149.90	16.23		
<b>Total</b>	<b>0.29</b>	<b>91</b>		<b>\$2,723.43</b>	<b>38.3300</b>	<b>\$3,488.03</b>	<b>\$764.60</b>	<b>\$80.08</b>	<b>2.30</b>



DECEMBER 1 - DECEMBER 31, 2013  
 ACCOUNT NUMBER 8872-8150

## Stocks, options & ETFs

### Stocks and ETFs continued

DESCRIPTION	% OF ACCOUNT	QUANTITY	ADJ PRICE/ ORIG PRICE	ADJ COST/ ORIG COST	CURRENT PRICE	CURRENT MARKET VALUE	UNREALIZED GAIN/LOSS	ESTIMATED	
								ANNUAL INCOME	ANNUAL YIELD (%)
ABBVIE INC ABBV									
Acquired 12/01/11 L		18	28 47	512.59		950 58	437 99		
Acquired 12/07/11 L		24	28 15	675 74		1,267 44	591.70		
Acquired 05/30/13 S		26	45 03	1,171 02		1,373 06	202 04		
<b>Total</b>	<b>0.30</b>	<b>68</b>		<b>\$2,359.35</b>	<b>52.8100</b>	<b>\$3,591.08</b>	<b>\$1,231.73</b>	<b>\$108.80</b>	<b>3.03</b>
ACE LIMITED ACE									
Acquired 07/17/13 S		12	93 70	1,124 43		1,242 36	117.93		
Acquired 11/18/13 S		11	99 12	1,090 36		1,138.83	48 47		
<b>Total</b>	<b>0.20</b>	<b>23</b>		<b>\$2,214.79</b>	<b>103.5300</b>	<b>\$2,381.19</b>	<b>\$166.40</b>	<b>\$57.96</b>	<b>2.43</b>
ADT CORP/THE ADT									
Acquired 12/31/10 L nc		238	26.53	6,315 19		9,631 86	3,316.67		
			26 90	6,404 44					
Acquired 05/09/13 S		44	44 64	1,964 21		1,780.68	-183 53		
			44 76	1,969 71					
Acquired 10/14/13 S		65	39 96	2,597 50		2,630 55	33 05		
<b>Total</b>	<b>1.19</b>	<b>347</b>		<b>\$10,876.90</b>	<b>40.4700</b>	<b>\$14,043.09</b>	<b>\$3,166.19</b>	<b>\$173.50</b>	<b>1.24</b>
				<b>\$10,971.65</b>					
AIR PRODUCTS & CHEMICALS INC									
APD									
Acquired 12/07/11 L		19	82 22	1,562 18		2,123 82	561 64		
Acquired 05/30/13 S		2	94 86	189 72		223.56	33 84		
<b>Total</b>	<b>0.20</b>	<b>21</b>		<b>\$1,751.90</b>	<b>111.7800</b>	<b>\$2,347.38</b>	<b>\$595.48</b>	<b>\$59.64</b>	<b>2.54</b>
ALTRIA GROUP INC MO									
Acquired 12/07/11 L	0 39	119	28 51	3,392 69	38 3900	4,568.41	1,175 72	228 48	5 00
AMC NETWORKS INC CLASS A AMCX									
Acquired 12/31/10 L nc		127	37 20	4,725 61		8,649.97	3,924.36		
Acquired 10/14/13 S		13	66 26	861 45		885 43	23 98		
<b>Total</b>	<b>0.81</b>	<b>140</b>		<b>\$5,587.06</b>	<b>68.1100</b>	<b>\$9,535.40</b>	<b>\$3,948.34</b>	<b>N/A</b>	<b>N/A</b>

PANETH FAMILY CHARITABLE TR  
SAMUEL PANETH TTEE ET AL  
U/A DTD 01/01/2001

DECEMBER 1 - DECEMBER 31, 2013  
ACCOUNT NUMBER. 8872-8150

## Stocks, options & ETFs

### Stocks and ETFs continued

DESCRIPTION	% OF ACCOUNT	QUANTITY	ADJ PRICE/ ORIG PRICE	ADJ COST/ ORIG COST	CURRENT PRICE	CURRENT MARKET VALUE	UNREALIZED GAIN/LOSS	ESTIMATED	
								ANNUAL INCOME	ANNUAL YIELD (%)
AMERICAN EXPRESS COMPANY									
AXP									
Acquired 04/06/11 L		4	46 23	184 96		362 92	177 96		
Acquired 08/09/11 L		6	44 42	266 56		544 38	277 82		
Acquired 11/08/12 L		17	55.85	949 50		1,542.41	592 91		
<b>Total</b>	<b>0.21</b>	<b>27</b>		<b>\$1,401.02</b>	<b>90.7300</b>	<b>\$2,449.71</b>	<b>\$1,048.69</b>	<b>\$24.84</b>	<b>1.01</b>
ANADARKO PETROLEUM CORP									
APC									
Acquired 12/31/10 L nc		390	76 94	30,010 46		30,934 80	924 34		
Acquired 11/26/12 L		71	74 34	5,278.21		5,631 72	353 51		
Acquired 05/09/13 S		20	87.35	1,747 02		1,586 40	-160 62		
Acquired 10/14/13 S		1	95 95	95.95		79.32	-16 63		
<b>Total</b>	<b>3.23</b>	<b>482</b>		<b>\$37,131.64</b>	<b>79.3200</b>	<b>\$38,232.24</b>	<b>\$1,100.60</b>	<b>\$347.04</b>	<b>0.91</b>
APPLE INC									
AAPL									
Acquired 03/17/10 L nc		8	225 93	1,807 45		4,488 16	2,680 71		
Acquired 10/25/11 L		3	402 18	1,206 55		1,683 06	476 51		
Acquired 11/14/11 L		2	378 74	757 48		1,122 04	364 56		
Acquired 02/01/12 L		1	456 12	456 13		561 02	104 89		
Acquired 05/30/13 S		1	448 88	448 89		561.02	112 13		
<b>Total</b>	<b>0.71</b>	<b>15</b>		<b>\$4,676.50</b>	<b>561.0200</b>	<b>\$8,415.30</b>	<b>\$3,738.80</b>	<b>\$183.00</b>	<b>2.17</b>
ASML HOLDING NV									
NY REGISTRY SHS NEW 2012									
ASML									
Acquired 11/14/13 S	0 10	13	88 89	1,155 65	93 7000	1,218.10	62.45	8 97	0.73
AUTODESK INC									
ADSK									
Acquired 12/31/10 L nc		432	38 09	16,457 11		21,737 80	5,280.69		
Acquired 08/28/12 L		200	30 97	6,195 36		10,063 80	3,868 44		
Acquired 10/14/13 S		43	40 99	1,762 63		2,163 72	401.09		
<b>Total</b>	<b>2.87</b>	<b>675</b>		<b>\$24,415.10</b>	<b>50.3190</b>	<b>\$33,965.32</b>	<b>\$9,550.22</b>	<b>N/A</b>	<b>N/A</b>
AUTOMATIC DATA PROCESSING									
ADP									
Acquired 12/07/11 L	0 20	30	51 09	1,532.70	80.7990	2,423.97	891.27	57.60	2 37





ADVISORS

PANETH FAMILY CHARITABLE TR  
SAMUEL PANETH TTEE ET AL  
U/A DTD 01/01/2001

DECEMBER 1 - DECEMBER 31, 2013  
ACCOUNT NUMBER 8872-8150

Ⓐ Adj. cost changed to  
reflect total non-dividend distributions  
declared on 1099.

## Stocks, options &amp; ETFs

## Stocks and ETFs continued

DESCRIPTION	% OF ACCOUNT	QUANTITY	ADJ PRICE/ ORIG PRICE	ADJ COST/ ORIG COST	CURRENT PRICE	CURRENT MARKET VALUE	UNREALIZED GAIN/LOSS	ESTIMATED	
								ANNUAL INCOME	ANNUAL YIELD (%)
BIOMERIEUX INC BIIB									
Acquired 12/31/10 L nc	2.76	117	67.07	7,847.93	279.5720	32,709.92	24,861.99	N/A	N/A
BLACKROCK INC BLK									
Acquired 12/07/11 L		1	171.50	171.50		316.47	144.97		
Acquired 02/01/12 L		5	182.95	914.76		1,582.35	667.59		
Acquired 07/17/13 S		5	269.02	1,345.14		1,582.35	237.21		
<b>Total</b>	<b>0.29</b>	<b>11</b>		<b>\$2,431.40</b>	<b>316.4700</b>	<b>\$3,481.17</b>	<b>\$1,049.77</b>	<b>\$73.92</b>	<b>2.12</b>
BROADCOM CORP CL A BRM									
Acquired 12/31/10 L nc		420	43.20	18,148.16		12,450.90	-5,697.26		
			43.56	18,299.36					
Acquired 10/04/11 L		10	31.81	318.17		296.45	-21.72		
			31.90	319.07					
Acquired 11/26/12 L		207	32.20	6,665.61		6,136.52	-529.09		
Acquired 05/09/13 S		56	36.43	2,040.39		1,660.12	-380.27		
Acquired 07/23/13 S		160	31.86	5,098.27		4,743.20	-355.07		
Acquired 08/12/13 S		179	25.96	4,647.37		5,306.45	659.08		
Acquired 10/14/13 S		10	26.65	266.59		296.45	29.86		
<b>Total</b>	<b>2.61</b>	<b>1,042</b>	Ⓐ 36.9222	<del>\$37,184.56</del> <b>\$37,336.66</b>	<b>29.6450</b>	<b>\$30,890.09</b>	<b>-\$6,294.47</b>	<b>\$458.48</b>	<b>1.48</b>
CABLEVISION SYSTEMS NY GROUP CL A NEW CVC									
Acquired 12/31/10 L nc		470	24.57	11,549.68		8,427.10	-3,122.58		
Acquired 11/26/12 L		759	13.99	10,620.23		13,608.87	2,988.64		
Acquired 05/09/13 S		158	15.54	2,456.84		2,832.94	376.10		
Acquired 10/14/13 S		307	16.47	5,058.58		5,504.51	445.93		
<b>Total</b>	<b>2.57</b>	<b>1,694</b>		<b>\$29,685.33</b>	<b>17.9300</b>	<b>\$30,373.42</b>	<b>\$688.09</b>	<b>\$1,016.40</b>	<b>3.35</b>
CANADIAN PACIFIC RAILWAY LTD CP									
Acquired 02/21/13 S		2	117.25	234.51		302.64	68.13		
Acquired 02/25/13 S		4	119.19	476.77		605.28	128.51		
Acquired 02/27/13 S		4	121.72	486.88		605.28	118.40		

PANETH FAMILY CHARITABLE TR  
SAMUEL PANETH TTEE ET AL  
U/A DTD 01/01/2001

DECEMBER 1 - DECEMBER 31, 2013  
ACCOUNT NUMBER. 8872-8150

## Stocks, options & ETFs

### Stocks and ETFs continued

DESCRIPTION	% OF ACCOUNT	QUANTITY	ADJ PRICE/ ORIG PRICE	ADJ COST/ ORIG COST	CURRENT PRICE	CURRENT MARKET VALUE	UNREALIZED GAIN/LOSS	ESTIMATED	
								ANNUAL INCOME	ANNUAL YIELD (%)
Acquired 07/17/13 S		5	128 99	644 97		756 60	111 63		
<b>Total</b>	<b>0.19</b>	<b>15</b>		<b>\$1,843.13</b>	<b>151.3200</b>	<b>\$2,269.80</b>	<b>\$426.67</b>	<b>\$19.36</b>	<b>0.85</b>
CATERPILLAR INC									
CAT									
Acquired 12/07/11 L		13	94 34	1,226 42		1,180 53	-45 89		
Acquired 05/30/13 S		14	86 75	1,214 58		1,271 34	56 76		
<b>Total</b>	<b>0.21</b>	<b>27</b>		<b>\$2,441.00</b>	<b>90.8100</b>	<b>\$2,451.87</b>	<b>\$10.87</b>	<b>\$64.80</b>	<b>2.64</b>
CHEVRON CORPORATION									
CVX									
Acquired 12/07/11 L		66	104.30	6,884 20		8,244.06	1,359 86		
Acquired 05/30/13 S		2	125 81	251 62		249 82	-1 80		
Acquired 11/04/13 S		3	118 06	354 18		374 73	20 55		
<b>Total</b>	<b>0.75</b>	<b>71</b>		<b>\$7,490.00</b>	<b>124.9100</b>	<b>\$8,868.61</b>	<b>\$1,378.61</b>	<b>\$284.00</b>	<b>3.20</b>
CITRIX SYSTEMS INC									
CTXS									
Acquired 12/31/10 L nc		180	68 04	12,247 20		11,385 00	-862 20		
Acquired 10/19/12 L		25	65 20	1,630 12		1,581 25	-48 87		
Acquired 11/26/12 L		15	62 16	932 48		948 75	16 27		
Acquired 04/25/13 S		33	64 26	2,120 67		2,087 25	-33 42		
Acquired 05/09/13 S		4	65 38	261 54		253 00	-8 54		
Acquired 10/14/13 S		59	58 54	3,454 33		3,731 75	277 42		
<b>Total</b>	<b>1.69</b>	<b>316</b>		<b>\$20,646.34</b>	<b>63.2500</b>	<b>\$19,987.00</b>	<b>-\$659.34</b>	<b>N/A</b>	<b>N/A</b>
COCA-COLA COMPANY									
KO									
Acquired 03/17/10 L nc		60	26 80	1,608 19		2,478 60	870 41		
Acquired 12/07/11 L		162	33 15	5,370 69		6,692.22	1,321 53		
Acquired 02/01/12 L		30	34 16	1,024 97		1,239 30	214.33		
Acquired 11/04/13 S		2	39 46	78 92		82 62	3 70		
<b>Total</b>	<b>0.89</b>	<b>254</b>		<b>\$8,082.77</b>	<b>41.3100</b>	<b>\$10,492.74</b>	<b>\$2,409.97</b>	<b>\$284.48</b>	<b>2.71</b>
COMCAST CORP CL A SPL									
NEW									
CMCSK									
Acquired 12/31/10 L nc		1,346	20 73	27,915 52		67,138 48	39,222 96		
Acquired 05/09/13 S		89	41 00	3,649 52		4,439 32	789 80		
Acquired 10/14/13 S		3	45 03	135.12		149 64	14 52		
<b>Total</b>	<b>6.06</b>	<b>1,438</b>		<b>\$31,700.16</b>	<b>49.8800</b>	<b>\$71,727.44</b>	<b>\$40,027.28</b>	<b>\$1,121.64</b>	<b>1.56</b>



ADVISORS

PANETH FAMILY CHARITABLE TR  
SAMUEL PANETH TTEE ET AL  
U/A DTD 01/01/2001

DECEMBER 1 - DECEMBER 31, 2013  
ACCOUNT NUMBER 8872-8150

## Stocks, options & ETFs

### Stocks and ETFs continued

DESCRIPTION	% OF ACCOUNT	QUANTITY	ADJ PRICE/ ORIG PRICE	ADJ COST/ ORIG COST	CURRENT PRICE	CURRENT MARKET VALUE	UNREALIZED GAIN/LOSS	ESTIMATED	
								ANNUAL INCOME	ANNUAL YIELD (%)
COMCAST CORP NEW CL A CMCSA									
Acquired 02/19/13 S		33	41 43	1,367 19		1,714 85	347 66		
Acquired 05/30/13 S		3	41 02	123 08		155 89	32 81		
Acquired 07/17/13 S		10	44 11	441 15		519 65	78 50		
<b>Total</b>	<b>0.20</b>	<b>46</b>		<b>\$1,931.42</b>	<b>51.9650</b>	<b>\$2,390.39</b>	<b>\$458.97</b>	<b>\$35.88</b>	<b>1.50</b>
CONOCOPHILLIPS COP									
Acquired 12/07/11 L		60	55 42	3,325 66		4,239 00	913 34		
Acquired 05/30/13 S		16	62 48	999 68		1,130 40	130 72		
<b>Total</b>	<b>0.45</b>	<b>76</b>		<b>\$4,325.34</b>	<b>70.6500</b>	<b>\$5,369.40</b>	<b>\$1,044.06</b>	<b>\$209.76</b>	<b>3.91</b>
COVIDIEN PLC COV									
Acquired 12/31/10 L nc		239	41 44	9,905 64		16,275 90	6,370 26		
Acquired 05/09/13 S		16	60 24	963 93		1,089 60	125 67		
Acquired 10/14/13 S		45	61 77	2,779 98		3,064 50	284 52		
<b>Total</b>	<b>1.73</b>	<b>300</b>		<b>\$13,649.55</b>	<b>68.1000</b>	<b>\$20,430.00</b>	<b>\$6,780.45</b>	<b>\$384.00</b>	<b>1.88</b>
CREE INC CREE									
Acquired 01/19/11 L		64	54 47	3,486 50		4,001 28	514 78		
Acquired 04/20/11 L		140	39 24	5,494 73		8,752 80	3,258 07		
Acquired 11/26/12 L		157	31 70	4,977 54		9,815 64	4,838 10		
Acquired 08/14/13 S		18	60 64	1,091 52		1,125 36	33 84		
Acquired 10/30/13 S		84	61 20	5,141 59		5,251 68	110 09		
<b>Total</b>	<b>2.45</b>	<b>463</b>		<b>\$20,191.88</b>	<b>62.5200</b>	<b>\$28,946.76</b>	<b>\$8,754.88</b>	<b>N/A</b>	<b>N/A</b>
DIAGEO PLC SPONSORED ORD NEW DEO									
Acquired 11/09/12 L		16	114 75	1,836 05		2,118 72	282 67		
Acquired 05/30/13 S		1	120 25	120 25		132 42	12 17		
<b>Total</b>	<b>0.19</b>	<b>17</b>		<b>\$1,956.30</b>	<b>132.4200</b>	<b>\$2,251.14</b>	<b>\$294.84</b>	<b>\$50.96</b>	<b>2.26</b>
DIRECTV DTV									
Acquired 12/31/10 L nc		270	39 82	10,753 12		18,646 20	7,893 08		
Acquired 10/14/13 S		33	61 00	2,013 26		2,278 98	265 72		
<b>Total</b>	<b>1.77</b>	<b>303</b>		<b>\$12,766.38</b>	<b>69.0600</b>	<b>\$20,925.18</b>	<b>\$8,158.80</b>	<b>N/A</b>	<b>N/A</b>

**PANETH FAMILY CHARITABLE TR  
SAMUEL PANETH TTEE ET AL  
U/A DTD 01/01/2001**

DECEMBER 1 - DECEMBER 31, 2013  
ACCOUNT NUMBER: 8872-8150

**Stocks, options & ETFs**

**Stocks and ETFs continued**

DESCRIPTION	% OF ACCOUNT	QUANTITY	ADJ PRICE/ ORIG PRICE	ADJ COST/ ORIG COST	CURRENT PRICE	CURRENT MARKET VALUE	UNREALIZED GAIN/LOSS	ESTIMATED	
								ANNUAL INCOME	ANNUAL YIELD (%)
DISNEY WALT COMPANY DIS									
Acquired 12/07/11 L	0.21	32	36.60	1,171.20	76.4000	2,444.80	1,273.60	27.52	1.12
DOLBY LABORATORIES INC CL A DLB									
Acquired 11/26/12 L		120	32.33	3,879.78		4,627.20	747.42		
Acquired 05/09/13 S		132	32.83	4,334.64		5,089.92	755.28		
<b>Total</b>	<b>0.82</b>	<b>252</b>		<b>\$8,214.42</b>	<b>38.5600</b>	<b>\$9,717.12</b>	<b>\$1,502.70</b>	<b>N/A</b>	<b>N/A</b>
EOG RESOURCES INC EOG									
Acquired 07/17/13 S	0.09	6	145.22	871.34	167.8400	1,007.04	135.70	4.50	0.44
EXXON MOBIL CORP XOM									
Acquired 12/07/11 L		110	80.50	8,855.52		11,132.00	2,276.48		
Acquired 05/30/13 S		12	92.43	1,109.22		1,214.40	105.18		
<b>Total</b>	<b>1.04</b>	<b>122</b>		<b>\$9,964.74</b>	<b>101.2000</b>	<b>\$12,346.40</b>	<b>\$2,381.66</b>	<b>\$307.44</b>	<b>2.49</b>
FLUOR CORP (NEW) FLR									
Acquired 12/31/10 L nc		236	66.48	15,690.69		18,948.44	3,257.75		
Acquired 10/04/11 L		30	45.89	1,376.71		2,408.70	1,031.99		
Acquired 11/26/12 L		81	53.72	4,351.98		6,503.49	2,151.51		
Acquired 05/09/13 S		29	61.55	1,784.96		2,328.41	543.45		
<b>Total</b>	<b>2.55</b>	<b>376</b>		<b>\$23,204.34</b>	<b>80.2900</b>	<b>\$30,189.04</b>	<b>\$6,984.70</b>	<b>\$240.64</b>	<b>0.80</b>
FOREST LABS INC FRX									
Acquired 12/31/10 L nc		899	32.08	28,845.49		53,966.97	25,121.48		
Acquired 11/26/12 L		86	33.28	2,862.51		5,162.58	2,300.07		
Acquired 02/15/13 S		54	36.12	1,951.00		3,241.62	1,290.62		
Acquired 05/09/13 S		29	37.89	1,099.02		1,740.87	641.85		
<b>Total</b>	<b>5.42</b>	<b>1,068</b>		<b>\$34,758.02</b>	<b>60.0300</b>	<b>\$64,112.04</b>	<b>\$29,354.02</b>	<b>N/A</b>	<b>N/A</b>
FRANKLIN RESOURCES INC BEN									
Acquired 12/07/11 L		32	32.99	1,055.89		1,847.36	791.47		
Acquired 07/17/13 S		30	48.68	1,460.54		1,731.90	271.36		
<b>Total</b>	<b>0.30</b>	<b>62</b>		<b>\$2,516.43</b>	<b>57.7300</b>	<b>\$3,579.26</b>	<b>\$1,062.83</b>	<b>\$29.76</b>	<b>0.83</b>



ADVISORS

PANETH FAMILY CHARITABLE TR  
SAMUEL PANETH TTEE ET AL  
U/A DTD 01/01/2001

DECEMBER 1 - DECEMBER 31, 2013  
ACCOUNT NUMBER 8872-8150

## Stocks, options & ETFs

### Stocks and ETFs continued

DESCRIPTION	% OF ACCOUNT	QUANTITY	ADJ PRICE/ ORIG PRICE	ADJ COST/ ORIG COST	CURRENT PRICE	CURRENT MARKET VALUE	UNREALIZED GAIN/LOSS	ESTIMATED	
								ANNUAL INCOME	ANNUAL YIELD (%)
FREEPORT-MCMORAN COPPER & GOLD INC CLASS B FCX									
Acquired 03/10/11 L		133	46 95	6,245 54		5,019 42	-1,226 12		
Acquired 03/10/11 L		55	48 13	2,647 68w		2,075 70	-571 98		
			32 96	1,813.15					
Acquired 03/10/11 L		12	43 81	525 82w		452 88	-72 94		
			34 06	408 82					
Acquired 12/07/11 L		80	40 39	3,231 20		3,019 20	-212 00		
Acquired 11/26/12 L		58	38 63	2,240 54		2,188 92	-51 62		
Acquired 05/09/13 S		62	32.96	2,043 93		2,339 88	295 95		
Acquired 05/30/13 S		54	31 65	1,709 45		2,037 96	328 51		
Acquired 10/14/13 S		14	34 06	476 97		528 36	51 39		
<b>Total</b>	<b>1.49</b>	<b>468</b>		<b>\$19,121.13</b>	<b>37.7400</b>	<b>\$17,662.32</b>	<b>-\$1,458.81</b>	<b>\$585.00</b>	<b>3.31</b>
				<b>\$18,169.60</b>					
GENERAL ELECTRIC COMPANY GE									
Acquired 12/07/11 L	0 30	126	16 58	2,089 08	28 0300	3,531.78	1,442.70	110.88	3.13
HSBC HOLDINGS PLC-SPON ADR HSBC									
Acquired 12/07/11 L	0 27	59	39 39	2,324 30	55 1300	3,252 67	928.37	141 60	4 35
IMMUNOGEN INC IMGN									
Acquired 12/31/10 L nc		482	9 33	4,500 13		7,070 94	2,570 81		
Acquired 02/11/11 L		62	8 71	540 40		909 54	369 14		
Acquired 10/14/13 S		23	16 41	377.46		337 41	-40 05		
Acquired 11/11/13 S		107	14 21	1,520 82		1,569 69	48 87		
<b>Total</b>	<b>0.84</b>	<b>674</b>		<b>\$6,938.81</b>	<b>14.6700</b>	<b>\$9,887.58</b>	<b>\$2,948.77</b>	<b>N/A</b>	<b>N/A</b>
INTEL CORP INTC									
Acquired 12/07/11 L		51	25.23	1,287 00		1,323 71	36 71		
Acquired 05/30/13 S		41	24 47	1,003 52		1,064 15	60 63		
<b>Total</b>	<b>0.20</b>	<b>92</b>		<b>\$2,290.52</b>	<b>25.9550</b>	<b>\$2,387.86</b>	<b>\$97.34</b>	<b>\$82.80</b>	<b>3.47</b>

PANETH FAMILY CHARITABLE TR  
SAMUEL PANETH TTEE ET AL  
U/A DTD 01/01/2001

DECEMBER 1 - DECEMBER 31, 2013  
ACCOUNT NUMBER 8872-8150

## Stocks, options & ETFs

### Stocks and ETFs continued

DESCRIPTION	% OF ACCOUNT	QUANTITY	ADJ PRICE/ ORIG PRICE	ADJ COST/ ORIG COST	CURRENT PRICE	CURRENT MARKET VALUE	UNREALIZED GAIN/LOSS	ESTIMATED	
								ANNUAL INCOME	ANNUAL YIELD (%)
INTERNATIONAL BUSINESS MACHINE CORP									
IBM									
Acquired 12/07/11 L		19	192 01	3,648 19		3,563 83	-84.36		
Acquired 09/12/12 L		12	203 59	2,443 17		2,250.84	-192 33		
Acquired 05/30/13 S		2	210 38	420.76		375 14	-45 62		
Acquired 11/04/13 S		4	180 67	722.68		750.28	27 60		
<b>Total</b>	<b>0.59</b>	<b>37</b>		<b>\$7,234.80</b>	<b>187.5700</b>	<b>\$6,940.09</b>	<b>-\$294.71</b>	<b>\$140.60</b>	<b>2.03</b>
INTUITIVE SURGICAL INC COM NEW									
ISRG									
Acquired 12/07/11 L		4	434 10	1,736 40		1,536 32	-200 08		
Acquired 05/30/13 S		1	504 24	504 24		384 08	-120 16		
Acquired 11/04/13 S		1	380 93	380 94		384 08	3 14		
<b>Total</b>	<b>0.19</b>	<b>6</b>		<b>\$2,621.58</b>	<b>384.0800</b>	<b>\$2,304.48</b>	<b>-\$317.10</b>	<b>N/A</b>	<b>N/A</b>
ISIS PHARMACEUTICALS ISIS									
Acquired 12/31/10 L nc		104	10 12	1,053 31		4,143.36	3,090 05		
Acquired 11/26/12 L		179	8 96	1,603 84		7,131 36	5,527 52		
<b>Total</b>	<b>0.95</b>	<b>283</b>		<b>\$2,657.15</b>	<b>39.8400</b>	<b>\$11,274.72</b>	<b>\$8,617.57</b>	<b>N/A</b>	<b>N/A</b>
JOHNSON & JOHNSON JNJ									
Acquired 05/26/05 L nc		7	67 50	472 50		641 13	168 63		
Acquired 12/07/11 L		59	63 67	3,756.88		5,403 81	1,646 93		
<b>Total</b>	<b>0.51</b>	<b>66</b>		<b>\$4,229.38</b>	<b>91.5900</b>	<b>\$6,044.94</b>	<b>\$1,815.56</b>	<b>\$174.24</b>	<b>2.88</b>
JPMORGAN CHASE & CO JPM									
Acquired 12/07/11 L		104	33 02	3,434 70		6,081 92	2,647 22		
Acquired 11/04/13 S		3	52 19	156 60		175 44	18.84		
<b>Total</b>	<b>0.53</b>	<b>107</b>		<b>\$3,591.30</b>	<b>58.4800</b>	<b>\$6,257.36</b>	<b>\$2,666.06</b>	<b>\$162.64</b>	<b>2.60</b>
KRAFT FOODS GROUP KRFT									
Acquired 12/07/11 L	0 06	14	38.21	534 98	53 9100	754.74	219 76	29 40	3 89



ADVISORS

PANETH FAMILY CHARITABLE TR  
SAMUEL PANETH TTEE ET AL  
U/A DTD 01/01/2001

DECEMBER 1 - DECEMBER 31, 2013  
ACCOUNT NUMBER 8872-8150

## Stocks, options & ETFs

### Stocks and ETFs continued

DESCRIPTION	% OF ACCOUNT	QUANTITY	ADJ PRICE/ ORIG PRICE	ADJ COST/ ORIG COST	CURRENT PRICE	CURRENT MARKET VALUE	UNREALIZED GAIN/LOSS	ESTIMATED	
								ANNUAL INCOME	ANNUAL YIELD (%)
L-3 COMMUNICATIONS HLDGS									
INC									
LLL									
Acquired 12/31/10 L nc		331	67 85	22,458 87		35,370 66	12,911 79		
Acquired 11/26/12 L		16	76.65	1,226 42		1,709.76	483 34		
Acquired 05/09/13 S		42	84 45	3,547 24		4,488 12	940 88		
<b>Total</b>	<b>3.51</b>	<b>389</b>		<b>\$27,232.53</b>	<b>106.8600</b>	<b>\$41,568.54</b>	<b>\$14,336.01</b>	<b>\$855.80</b>	<b>2.06</b>
LAUDER ESTEE COS INC									
CL A									
EL									
Acquired 12/07/11 L		31	55 93	1,733 83		2,334 92	601 09		
Acquired 05/30/13 S		17	69 76	1,186 01		1,280 44	94 43		
<b>Total</b>	<b>0.31</b>	<b>48</b>		<b>\$2,919.84</b>	<b>75.3200</b>	<b>\$3,615.36</b>	<b>\$695.52</b>	<b>\$38.40</b>	<b>1.06</b>
LIBERTY INTERACTIVE CORP									
LINTA									
Acquired 12/31/10 L nc		702	13 63	9,569 61		20,603 70	11,034 09		
Acquired 05/09/13 S		18	23 02	414 47		528 30	113 83		
<b>Total</b>	<b>1.79</b>	<b>720</b>		<b>\$9,984.08</b>	<b>29.3500</b>	<b>\$21,132.00</b>	<b>\$11,147.92</b>	<b>N/A</b>	<b>N/A</b>
LIBERTY MEDIA CORP									
CLASS A									
LMCA									
Acquired 12/31/10 L nc	1 15	93	55 16	5,130 47	146 2920	13,605 15	8,474 68	N/A	N/A
MCDONALDS CORP									
MCD									
Acquired 03/17/10 L nc		12	65 88	790 63		1,164 36	373 73		
Acquired 12/07/11 L		38	95 81	3,640.78		3,687 14	46.36		
Acquired 05/30/13 S		12	97.63	1,171 67		1,164 36	-7 31		
Acquired 11/04/13 S		1	97.11	97 11		97 03	-0 08		
<b>Total</b>	<b>0.52</b>	<b>63</b>		<b>\$5,700.19</b>	<b>97.0300</b>	<b>\$6,112.89</b>	<b>\$412.70</b>	<b>\$204.12</b>	<b>3.34</b>
MERCK & CO INC NEW									
MRK									
Acquired 12/07/11 L	0 20	48	35 48	1,703 04	50 0500	2,402 40	699 36	84.48	3 51
MONDELEZ INTL INC									
MDLZ									
Acquired 12/07/11 L	0 13	43	23.56	1,013 18	35 3000	1,517 90	504 72	24 08	1 58

**PANETH FAMILY CHARITABLE TR  
SAMUEL PANETH TTEE ET AL  
U/A DTD 01/01/2001**

DECEMBER 1 - DECEMBER 31, 2013  
ACCOUNT NUMBER 8872-8150

**Stocks, options & ETFs**

**Stocks and ETFs continued**

DESCRIPTION	% OF ACCOUNT	QUANTITY	ADJ PRICE/ ORIG PRICE	ADJ COST/ ORIG COST	CURRENT PRICE	CURRENT MARKET VALUE	UNREALIZED GAIN/LOSS	ESTIMATED	
								ANNUAL INCOME	ANNUAL YIELD (%)
NATIONAL OILWELL VARCO INC NOV									
Acquired 12/31/10 L nc		164	67 61	11,089 08		13,042 92	1,953 84		
Acquired 11/26/12 L		12	71 03	852 37		954 36	101 99		
Acquired 05/09/13 S		55	68 14	3,747 70		4,374 15	626 45		
<b>Total</b>	<b>1.55</b>	<b>231</b>		<b>\$15,689.15</b>	<b>79.5300</b>	<b>\$18,371.43</b>	<b>\$2,682.28</b>	<b>\$240.24</b>	<b>1.31</b>
NESTLE S A REG ADR NSRGY									
Acquired 12/07/11 L		84	55 43	4,656 12		6,181 56	1,525 44		
Acquired 05/30/13 S		1	67 87	67 88		73 59	5 71		
<b>Total</b>	<b>0.53</b>	<b>85</b>		<b>\$4,724.00</b>	<b>73.5900</b>	<b>\$6,255.15</b>	<b>\$1,531.15</b>	<b>\$154.36</b>	<b>2.47</b>
NEWS CORP NEW CL A NWSA									
Acquired 12/07/11 L		17	8 02	136 45		306 34	169 89		
Acquired 11/04/13 S		14	17 79	249 06		252.28	3 22		
<b>Total</b>	<b>0.05</b>	<b>31</b>		<b>\$385.51</b>	<b>18.0200</b>	<b>\$558.62</b>	<b>\$173.11</b>	<b>N/A</b>	<b>N/A</b>
NOVARTIS AG SPON ADR NVS									
Acquired 05/30/13 S		14	73 21	1,024 95		1,125.32	100 37		
Acquired 06/14/13 S		15	72 64	1,089 72		1,205 70	115 98		
<b>Total</b>	<b>0.20</b>	<b>29</b>		<b>\$2,114.67</b>	<b>80.3800</b>	<b>\$2,331.02</b>	<b>\$216.35</b>	<b>\$59.65</b>	<b>2.56</b>
NOVO NORDISK A S ADR NVO									
Acquired 12/07/11 L	0 31	20	114 74	2,294 80	184 7600	3,695 20	1,400 40	45 28	1 22
NUCOR CORP NUE									
Acquired 12/31/10 L nc		410	43.91	18,005 64		21,885 80	3,880 16		
Acquired 11/26/12 L		91	40 89	3,721 22		4,857 58	1,136 36		
Acquired 05/09/13 S		51	45 70	2,330.99		2,722.38	391 39		
Acquired 10/14/13 S		10	49 38	493 88		533 80	39.92		
<b>Total</b>	<b>2.54</b>	<b>562</b>		<b>\$24,551.73</b>	<b>53.3800</b>	<b>\$29,999.56</b>	<b>\$5,447.83</b>	<b>\$831.76</b>	<b>2.77</b>
OCCIDENTAL PETE CORP OXY									
Acquired 03/17/10 L nc		11	83 11	914 28		1,046 10	131 82		



ADVISORS

PANETH FAMILY CHARITABLE TR  
SAMUEL PANETH TTEE ET AL  
U/A DTD 01/01/2001

DECEMBER 1 - DECEMBER 31, 2013  
ACCOUNT NUMBER 8872-8150

## Stocks, options & ETFs

### Stocks and ETFs continued

DESCRIPTION	% OF ACCOUNT	QUANTITY	ADJ PRICE/ ORIG PRICE	ADJ COST/ ORIG COST	CURRENT PRICE	CURRENT MARKET VALUE	UNREALIZED GAIN/LOSS	ESTIMATED	
								ANNUAL INCOME	ANNUAL YIELD (%)
Acquired 12/07/11 L		34	94 99	3,229.66		3,233 40	3.74		
Acquired 05/30/13 S		12	94 52	1,134 24		1,141 20	6.96		
<b>Total</b>	<b>0.46</b>	<b>57</b>		<b>\$5,278.18</b>	<b>95.1000</b>	<b>\$5,420.70</b>	<b>\$142.52</b>	<b>\$145.92</b>	<b>2.69</b>
ORACLE CORPORATION									
ORCL									
Acquired 05/16/12 L		45	26 98	1,214 37		1,721.70	507 33		
Acquired 07/17/13 S		21	32.19	676.05		803.46	127 41		
<b>Total</b>	<b>0.21</b>	<b>66</b>		<b>\$1,890.42</b>	<b>38.2600</b>	<b>\$2,525.16</b>	<b>\$634.74</b>	<b>\$31.68</b>	<b>1.25</b>
PALL CORP									
PLL									
Acquired 12/31/10 L nc		326	49 60	16,170 90		27,824 10	11,653 20		
Acquired 05/09/13 S		33	68.51	2,261 14		2,816 55	555 41		
<b>Total</b>	<b>2.59</b>	<b>359</b>		<b>\$18,432.04</b>	<b>85.3500</b>	<b>\$30,640.65</b>	<b>\$12,208.61</b>	<b>\$394.90</b>	<b>1.29</b>
PENTAIR LTD									
PNR									
Acquired 12/31/10 L nc		160	30 66	4,906 88		12,427 20	7,520 32		
Acquired 11/26/12 L		40	47 66	1,906 75		3,106 80	1,200 05		
Acquired 05/09/13 S		10	56.07	560.77		776 70	215 93		
<b>Total</b>	<b>1.38</b>	<b>210</b>		<b>\$7,374.40</b>	<b>77.6700</b>	<b>\$16,310.70</b>	<b>\$8,936.30</b>	<b>\$210.00</b>	<b>1.29</b>
PEPSICO INCORPORATED									
PEP									
Acquired 03/22/06 L nc		11	59 84	658 24		912 34	254 10		
Acquired 03/17/10 L nc		35	66 19	2,317.00		2,902.90	585 90		
<b>Total</b>	<b>0.32</b>	<b>46</b>		<b>\$2,975.24</b>	<b>82.9400</b>	<b>\$3,815.24</b>	<b>\$840.00</b>	<b>\$104.42</b>	<b>2.74</b>
PHILIP MORRIS INTERNATIONAL INC									
PM									
Acquired 12/07/11 L		122	74 89	9,137 32		10,629 86	1,492.54		
Acquired 05/30/13 S		2	92 43	184 86		174 26	-10 60		
<b>Total</b>	<b>0.91</b>	<b>124</b>		<b>\$9,322.18</b>	<b>87.1300</b>	<b>\$10,804.12</b>	<b>\$1,481.94</b>	<b>\$466.24</b>	<b>4.32</b>
PHILLIPS 66									
PSX									
Acquired 12/07/11 L	0 11	17	32 94	560 05	77 1300	1,311 21	751 16	26 52	2 02
PRAXAIR INC									
PX									
Acquired 03/17/10 L nc		12	81 07	972 91		1,560 36	587 45		

PANETH FAMILY CHARITABLE TR  
SAMUEL PANETH TTEE ET AL  
U/A DTD 01/01/2001

DECEMBER 1 - DECEMBER 31, 2013  
ACCOUNT NUMBER 8872-8150

## Stocks, options & ETFs

### Stocks and ETFs continued

DESCRIPTION	% OF ACCOUNT	QUANTITY	ADJ PRICE/ ORIG PRICE	ADJ COST/ ORIG COST	CURRENT PRICE	CURRENT MARKET VALUE	UNREALIZED GAIN/LOSS	ESTIMATED	
								ANNUAL INCOME	ANNUAL YIELD (%)
Acquired 02/07/11 L		3	95 19	285 59		390 09	104 50		
Acquired 02/23/11 L		9	97 50	877 57		1,170.27	292 70		
Acquired 05/30/13 S		3	115 51	346 53		390 09	43 56		
<b>Total</b>	<b>0.30</b>	<b>27</b>		<b>\$2,482.60</b>	<b>130.0300</b>	<b>\$3,510.81</b>	<b>\$1,028.21</b>	<b>\$64.80</b>	<b>1.85</b>
PROCTER & GAMBLE CO									
PG									
Acquired 03/22/06 L nc		9	59 44	534 96		732.69	197 73		
Acquired 03/17/10 L nc		11	63 69	700 68		895 51	194 83		
Acquired 09/16/11 L		14	64 17	898 42		1,139 74	241 32		
Acquired 12/07/11 L		41	64 70	2,652 70		3,337 81	685.11		
Acquired 05/30/13 S		1	79 56	79.57		81 41	1 84		
<b>Total</b>	<b>0.52</b>	<b>76</b>		<b>\$4,866.33</b>	<b>81.4100</b>	<b>\$6,187.16</b>	<b>\$1,320.83</b>	<b>\$182.85</b>	<b>2.96</b>
QUALCOMM INC									
QCOM									
Acquired 03/17/10 L nc		5	38 89	194 48		371 25	176.77		
Acquired 09/24/10 L nc		16	44 78	716 64		1,188 00	471 36		
Acquired 10/28/10 L nc		16	44 49	711 88		1,188.00	476 12		
Acquired 05/30/13 S		3	64 32	192 99		222 75	29 76		
<b>Total</b>	<b>0.25</b>	<b>40</b>		<b>\$1,815.99</b>	<b>74.2500</b>	<b>\$2,970.00</b>	<b>\$1,154.01</b>	<b>\$56.00</b>	<b>1.89</b>
ROCHE HOLDINGS LTD ADR									
RHHBY									
Acquired 12/07/11 L	0 28	48	39 96	1,918 08	70 2000	3,369 60	1,451 52	77.95	2 31
ROYAL DUTCH SHELL PLC									
ADR CL A									
RDS/A									
Acquired 12/07/11 L		63	70 88	4,465 81		4,490.01	24 20		
Acquired 05/30/13 S		20	67 66	1,353 36		1,425 40	72 04		
<b>Total</b>	<b>0.50</b>	<b>83</b>		<b>\$5,819.17</b>	<b>71.2700</b>	<b>\$5,915.41</b>	<b>\$96.24</b>	<b>\$253.98</b>	<b>4.29</b>
SABMILLER PLC ADR									
SBMRY									
Acquired 03/19/12 L		6	41.65	249 94		307 68	57 74		
Acquired 03/20/12 L		15	40 98	614 74		769 20	154 46		
<b>Total</b>	<b>0.09</b>	<b>21</b>		<b>\$664.68</b>	<b>51.2800</b>	<b>\$1,076.88</b>	<b>\$212.20</b>	<b>\$20.83</b>	<b>1.93</b>
SANDISK CORPORATION									
SNDK									
Acquired 12/31/10 L nc		253	49.54	12,535 44		17,846 62	5,311 18		
Acquired 11/26/12 L		145	40 61	5,888 45		10,228 30	4,339.85		

ATTACHMENT 9.1 (13/16)

PANETH FAMILY CHARITABLE TR  
SAMUEL PANETH TTEE ET AL  
U/A DTD 01/01/2001

DECEMBER 1 - DECEMBER 31, 2013  
ACCOUNT NUMBER 8872-8150

## Stocks, options & ETFs

### Stocks and ETFs continued

DESCRIPTION	% OF ACCOUNT	QUANTITY	ADJ PRICE/ ORIG PRICE	ADJ COST/ ORIG COST	CURRENT PRICE	CURRENT MARKET VALUE	UNREALIZED GAIN/LOSS	ESTIMATED	
								ANNUAL INCOME	ANNUAL YIELD (%)
Acquired 07/30/13 S		41	54 05	2,216 37		2,892 14	675 77		
<b>Total</b>	<b>2.62</b>	<b>439</b>		<b>\$20,640.26</b>	<b>70.5400</b>	<b>\$30,967.06</b>	<b>\$10,326.80</b>	<b>\$395.10</b>	<b>1.28</b>
SEAGATE TECHNOLOGY PLC STX									
Acquired 12/31/10 L nc	3 73	786	14 92	11,732.14	56 1600	44,141 76	32,409.62	1,351 92	3 06
STARZ SERIES A STRZA									
Acquired 12/31/10 L nc		99	7.52	745 11		2,894 76	2,149.65		
Acquired 05/09/13 S		60	22.76	1,366 03		1,754 40	388.37		
<b>Total</b>	<b>0.39</b>	<b>159</b>		<b>\$2,111.14</b>	<b>29.2400</b>	<b>\$4,649.16</b>	<b>\$2,538.02</b>	<b>N/A</b>	<b>N/A</b>
STATE STR CORP STT									
Acquired 11/14/13 S	0 10	16	70 70	1,131.36	73.3900	1,174 24	42 88	16 64	1.41
TARGET CORP TGT									
Acquired 12/07/11 L		65	53 69	3,490 44		4,112 55	622 11		
Acquired 11/04/13 S		3	65 27	195.83		189 81	-6 02		
<b>Total</b>	<b>0.36</b>	<b>68</b>		<b>\$3,686.27</b>	<b>63.2700</b>	<b>\$4,302.36</b>	<b>\$616.09</b>	<b>\$116.96</b>	<b>2.72</b>
TE CONNECTIVITY LTD TEL									
Acquired 12/31/10 L nc		613	35.17	21,563 37		33,782 43	12,219 06		
Acquired 11/26/12 L		93	34 87	3,242 93		5,125 23	1,882 30		
<b>Total</b>	<b>3.29</b>	<b>706</b>		<b>\$24,806.30</b>	<b>55.1100</b>	<b>\$38,907.66</b>	<b>\$14,101.36</b>	<b>\$706.00</b>	<b>1.81</b>
TEXAS INSTRUMENTS INC TXN									
Acquired 09/02/11 L		15	25 15	377 25		658 65	281 40		
Acquired 12/07/11 L		61	30 09	1,835 86		2,678 51	842 65		
Acquired 05/30/13 S		3	36 39	109 19		131 73	22 54		
<b>Total</b>	<b>0.29</b>	<b>79</b>		<b>\$2,322.30</b>	<b>43.9100</b>	<b>\$3,468.89</b>	<b>\$1,146.59</b>	<b>\$94.80</b>	<b>2.73</b>
TIME WARNER CABLE TWC									
Acquired 12/07/11 L	0 10	9	61 90	557 10	135 5000	1,219 50	662 40	23 40	1 91
TOTAL S.A. SPONS ADR TOT									
Acquired 12/07/11 L		51	51 40	2,621 70		3,124.77	503.07		

PANETH FAMILY CHARITABLE TR  
SAMUEL PANETH TTEE ET AL  
U/A DTD 01/01/2001

DECEMBER 1 - DECEMBER 31, 2013  
ACCOUNT NUMBER 8872-8150

## Stocks, options & ETFs

### Stocks and ETFs continued

DESCRIPTION	% OF ACCOUNT	QUANTITY	ADJ PRICE/ ORIG PRICE	ADJ COST/ ORIG COST	CURRENT PRICE	CURRENT MARKET VALUE	UNREALIZED GAIN/LOSS	ESTIMATED	
								ANNUAL INCOME	ANNUAL YIELD (%)
Acquired 12/07/11 L		23	51 45 51 21	1,183.46w 1,180 42		1,409 21	225 75		
<b>Total</b>	<b>0.38</b>	<b>74</b>		<b>\$3,805.16</b> <b>\$3,802.12</b>	<b>61.2700</b>	<b>\$4,533.98</b>	<b>\$728.82</b>	<b>\$194.32</b>	<b>4.29</b>
TWENTY-FIRST CENTY CL A FOXA									
Acquired 12/07/11 L	0 19	65	15 51	1,008 72	35.1700	2,286 05	1,277 33	16 25	0 71
TYCO INTERNATIONAL LTD SHS TYC									
Acquired 12/31/10 L nc		730	20 57	15,018 43		29,959 20	14,940 77		
Acquired 11/26/12 L		12	27 50	330.08		492 48	162 40		
Acquired 10/14/13 S		39	35 59	1,388 01		1,600.56	212.55		
<b>Total</b>	<b>2.71</b>	<b>781</b>		<b>\$16,736.52</b>	<b>41.0400</b>	<b>\$32,052.24</b>	<b>\$15,315.72</b>	<b>\$499.84</b>	<b>1.56</b>
UNITED TECHNOLOGIES CORP UTX									
Acquired 12/07/11 L	0 39	41	74 78	3,065 98	113 8000	4,665 80	1,599 82	96 76	2 07
UNITEDHEALTH GROUP INC UNH									
Acquired 12/31/10 L nc		697	36 08	25,152 00		52,484 10	27,332 10		
Acquired 05/09/13 S		46	61.89	2,847 23		3,463 80	616 57		
<b>Total</b>	<b>4.73</b>	<b>743</b>		<b>\$27,999.23</b>	<b>75.3000</b>	<b>\$55,947.90</b>	<b>\$27,948.67</b>	<b>\$832.16</b>	<b>1.49</b>
VERTEX PHARMACEUTICALS INC VRTX									
Acquired 12/31/10 L nc		216	35 09	7,580.52		16,048 80	8,468 28		
Acquired 10/09/13 S		36	68 97	2,482 94		2,674 80	191 86		
Acquired 11/06/13 S		28	63 43	1,776 06		2,080 40	304 34		
<b>Total</b>	<b>1.76</b>	<b>280</b>		<b>\$11,839.52</b>	<b>74.3000</b>	<b>\$20,804.00</b>	<b>\$8,964.48</b>	<b>N/A</b>	<b>N/A</b>
WAL-MART STORES INC WMT									
Acquired 12/07/11 L	0 33	50	58 94	2,947 49	78 6900	3,934 50	987 01	94.00	2 38

ADVISORS

PANETH FAMILY CHARITABLE TR  
SAMUEL PANETH TTEE ET AL  
U/A DTD 01/01/2001

DECEMBER 1 - DECEMBER 31, 2013  
ACCOUNT NUMBER 8872-8150

## Stocks, options &amp; ETFs

## Stocks and ETFs continued

Ⓐ To adjust for non-dividend distributions  
reported on 1099 but not reflected in 2013

DESCRIPTION	% OF ACCOUNT	QUANTITY	ADJ PRICE/ ORIG PRICE	ADJ COST/ ORIG COST	CURRENT PRICE	CURRENT MARKET VALUE	UNREALIZED GAIN/LOSS	ESTIMATED	
								ANNUAL INCOME	ANNUAL YIELD (%)
WALGREEN COMPANY WAG Acquired 12/07/11 L	0.18	37	33.96	1,256.68	57.4400	2,125.28	868.60	46.62	2.19
WEATHERFORD INTERNATIONAL LTD REG WFT Acquired 12/31/10 L nc Acquired 11/26/12 L		732 2,168	22.85 9.86	16,732.38 21,396.64		11,338.68 33,582.32	-5,393.70 12,185.68		
<b>Total</b>	<b>3.80</b>	<b>2,900</b>		<b>\$38,129.02</b>	<b>15.4900</b>	<b>\$44,921.00</b>	<b>\$6,791.98</b>	<b>N/A</b>	<b>N/A</b>
WELLS FARGO COMPANY WFC Acquired 07/17/13 S	0.20	53	43.79	2,321.19	45.4000	2,406.20	85.01	63.60	2.64
XILINX INC XLNX Acquired 05/15/12 L	0.08	20	32.87	657.49	45.9200	918.40	260.91	20.00	2.17
<b>Total Stocks and ETFs</b>	<b>98.24</b>	<b>Ⓐ 98,241.82</b>		<b><del>\$781,522.16</del> \$780,814.44</b>		<b><del>\$1,162,367.23</del> \$1,162,367.23</b>	<b>\$380,845.07</b>	<b>\$16,513.24</b>	<b>1.42</b>
<b>Total Stocks, options &amp; ETFs</b>	<b>98.24</b>			<b>\$781,522.16</b>		<b>\$1,162,367.23</b>	<b>\$380,845.07</b>	<b>\$16,513.24</b>	<b>1.42</b>

w The cost for this tax lot has been adjusted due to wash sale activity as defined by IRS regulation

nc Cost information for this tax lot is not covered by IRS reporting requirements. Unless indicated, cost for all other lots will be reported to the IRS

## Activity detail by date

DATE	ACCOUNT TYPE	TRANSACTION/ CHECK NUMBER	QUANTITY	DESCRIPTION	PRICE	AMOUNT	CASH AND SWEEP BALANCES
12/01				BEGINNING BALANCE			18,883.41
12/02	Cash	DIVIDEND		CONOCOPHILLIPS 120213 92		63.48	
12/02	Cash	DIVIDEND		INTEL CORP 120113 184 AS OF 12/01/13		41.40	
12/02	Cash	DIVIDEND		PHILLIPS 66 120213 17		6.63	

PANETH FAMILY CHARITABLE TR  
MORTON PANETH TTEE  
SAMUEL PANETH TTEE ET AL  
U/A DTD 06/29/1992  
DECEMBER 1 - DECEMBER 31, 2013  
ACCOUNT NUMBER 8010-5105

### Additional information

	THIS PERIOD	THIS YEAR		THIS PERIOD	THIS YEAR
Return of principal	61 55	61 55	Gross proceeds	0 00	271,326 75

### Portfolio detail

#### Cash and Sweep Balances

DESCRIPTION	CURRENT MARKET VALUE	ESTIMATED ANNUAL INCOME
Cash	210 88	0 00
<b>Total Cash and Sweep Balances</b>	<b>\$210.88</b>	<b>\$0.00</b>

#### Mutual Funds

If a portion of your fund position was converted, the 'Client Investment' value may include reinvestments from previously held positions

#### Open End Mutual Funds

Open End Mutual Fund shares are priced at net asset value Estimated Annual Income and Yield refer to Dividends and Interest Income only, and typically do not reflect Total return

DESCRIPTION	QUANTITY	ADJ PRICE/ ORIG PRICE	ADJ COST/ ORIG COST	CURRENT PRICE	CURRENT MARKET VALUE	UNREALIZED GAIN/LOSS	ESTIMATED ANNUAL INCOME	ANNUAL YIELD (%)
BLACKROCK GLOBAL ALLOC GLOBAL ALLOCATION INSTIT MALOX								
Acquired 05/18/11 nc	4,286 42000	20 25	86,800 00		91,857 94	5,057 94		
Acquired 02/21/13	1,629 78400	20 24	32,986 82		34,926 29	1,939 47		
Acquired 05/17/13	275 20000	21 65	5,958 09		5,897 54	-60 55		
Reinvestments m	597 99300	20 20	12,082 44		12,815 00	732 56		
<b>Total</b>	<b>6,789.39700</b>		<b>\$137,827.35</b>	<b>21.4300</b>	<b>\$145,496.77</b>	<b>\$7,669.42</b>	<b>\$2,226.92</b>	<b>1.53</b>
Client Investment (Excluding Reinvestments)					\$125,744 91			
Gain/Loss on Client Investment (Including Reinvestments)					\$19,751 86			
EATON VANCE ADV SR FLTNG RT ADVANTAGE FUND CL I EIFAX								
Acquired 02/21/13	3,136 20100	11 16	35,000 00		35,125 42	125 42		
Acquired 05/17/13	324 34300	11 28	3,658 59		3,632 66	-25 93		
Reinvestments	121 30700	11 17	1,356 18		1,358 65	2 47		



CUSTOMCHOICE

ATTACHMENT 9.2 (1/6)

039606

020 J5 J549



PANETH FAMILY CHARITABLE TR  
MORTON PANETH TTEE  
SAMUEL PANETH TTEE ET AL  
U/A DTD 06/29/1992  
DECEMBER 1 - DECEMBER 31, 2013  
ACCOUNT NUMBER: 8010-5105

## Mutual Funds

### Open End Mutual Funds continued

DESCRIPTION	QUANTITY	ADJ PRICE/ ORIG PRICE	ADJ COST/ ORIG COST	CURRENT PRICE	CURRENT MARKET VALUE	UNREALIZED GAIN/LOSS	ESTIMATED	
							ANNUAL INCOME	ANNUAL YIELD (%)
<b>Total</b>	<b>3,581.85100</b>		<b>\$40,014.77</b>	<b>11.2000</b>	<b>\$40,116.73</b>	<b>\$101.96</b>	<b>\$1,927.03</b>	<b>4.80</b>
Client Investment (Excluding Reinvestments)					\$38,658.59			
Gain/Loss on Client Investment (Including Reinvestments)					\$1,458.14			
FIRST EAGLE FDS INC								
GLOBAL FD CL I								
SGIIX								
Acquired 02/21/13	705.78700	49.59	35,000.00		37,985.44	2,985.44		
Acquired 05/17/13	37.66900	52.94	1,994.22		2,027.35	33.13		
Reinvestments	36.46800	52.16	1,902.51		1,962.71	60.20		
<b>Total</b>	<b>779.92400</b>		<b>\$38,896.73</b>	<b>53.8200</b>	<b>\$41,975.50</b>	<b>\$3,078.77</b>	<b>N/A</b>	<b>N/A</b>
Client Investment (Excluding Reinvestments)					\$36,994.22			
Gain/Loss on Client Investment (Including Reinvestments)					\$4,981.28			
ROYCE FUND								
SMID-CAP VALUE FUND								
SERVICE CLASS								
RMVSX								
Acquired 05/18/11 nc	5,044.75200	12.29	62,000.00		72,190.35	10,190.35		
Acquired 02/21/13	2,327.65200	11.96	27,838.72		33,308.72	5,470.00		
Acquired 05/17/13	482.40900	12.62	6,088.00		6,903.31	815.31		
Reinvestments m	19.42600	12.28	238.70		277.98	39.28		
<b>Total</b>	<b>7,874.23900</b>		<b>\$96,165.42</b>	<b>14.3100</b>	<b>\$112,680.36</b>	<b>\$16,514.94</b>	<b>\$156.69</b>	<b>0.14</b>
Client Investment (Excluding Reinvestments)					\$95,926.72			
Gain/Loss on Client Investment (Including Reinvestments)					\$16,753.64			
GOLDMAN SACHS TR FINL								
SQUARE MONEY MKT FD								
INSTL CLASS								
FSMXX								
Acquired 02/21/13	5,302.54000	1.00	5,302.54		5,302.54	0.00		
Reinvestments	7.15000	1.00	7.15		7.15	0.00		
<b>Total</b>	<b>5,309.69000</b>		<b>\$5,309.69</b>	<b>1.0000</b>	<b>\$5,309.69</b>	<b>\$0.00</b>	<b>N/A</b>	<b>N/A</b>
Client Investment (Excluding Reinvestments)					\$5,302.54			
Gain/Loss on Client Investment (Including Reinvestments)					\$7.15			

PANETH FAMILY CHARITABLE TR  
MORTON PANETH TTEE  
SAMUEL PANETH TTEE ET AL  
U/A DTD 06/29/1992  
DECEMBER 1 - DECEMBER 31, 2013  
ACCOUNT NUMBER. 8010-5105

## Mutual Funds

### Open End Mutual Funds continued

DESCRIPTION	QUANTITY	ADJ PRICE/ ORIG PRICE	ADJ COST/ ORIG COST	CURRENT PRICE	CURRENT MARKET VALUE	UNREALIZED GAIN/LOSS	ESTIMATED	
							ANNUAL INCOME	ANNUAL YIELD (%)
HARTFORD MUT FDS INC BALANCED INCOME FD CL I HBLIX								
Acquired 10/30/13	2,469.03700	13 08	32,295 00		32,245 60	-49 40		
Reinvestments	50 94500	12 94	659 45		665 36	5 91		
<b>Total</b>	<b>2,519.98200</b>		<b>\$32,954.45</b>	<b>13.0600</b>	<b>\$32,910.96</b>	<b>-\$43.49</b>	<b>\$836.63</b>	<b>2.54</b>
Client Investment (Excluding Reinvestments)					\$32,295 00			
Gain/Loss on Client Investment (Including Reinvestments)					\$615 96			
IVY FDS INC ASSET STRATEGY FD CL I IVAEX								
Acquired 05/18/11 nc	3,096 42700	26 03	80,600 00		99,952 63	19,352 63		
Acquired 02/21/13	1,039 74400	26 89	27,958 72		33,562.96	5,604.24		
Acquired 05/17/13	267 67200	28 35	7,588 51		8,640 45	1,051.94		
Reinvestments m	167 17700	25 84	4,319 94		5,396 48	1,076 54		
<b>Total</b>	<b>4,571.02000</b>		<b>\$120,467.17</b>	<b>32.2800</b>	<b>\$147,552.52</b>	<b>\$27,085.35</b>	<b>\$886.77</b>	<b>0.60</b>
Client Investment (Excluding Reinvestments)					\$116,147 23			
Gain/Loss on Client Investment (Including Reinvestments)					\$31,405 29			
MAINSTAY FDS TR MARKETFIELD FD CL I MFLDX								
Acquired 10/30/13	5,509 64200	18 15	100,000 00		102,038 51	2,038 51		
Reinvestments	0 64600	18 03	11 65		12 02	0 37		
<b>Total</b>	<b>5,510.28800</b>		<b>\$100,011.65</b>	<b>18.5200</b>	<b>\$102,050.53</b>	<b>\$2,038.88</b>	<b>\$11.57</b>	<b>0.01</b>
Client Investment (Excluding Reinvestments)					\$100,000 00			
Gain/Loss on Client Investment (Including Reinvestments)					\$2,050 53			
MANAGERS AMG FUNDS YACKTMAN FUND SERVICE CLASS YACKX								
Acquired 05/18/11 nc	4,094 66199	18 17	74,400 00		96,388 30	21,988 30		
Acquired 02/21/13	928.25100	20 55	19,075 56		21,851 04	2,775 48		
Acquired 05/17/13	51 69700	22 77	1,177 15		1,216 95	39.80		
Reinvestments	338 05801	21 21	7,173 10		7,957 91	784 81		







PANETH FAMILY CHARITABLE TR  
MORTON PANETH TTEE  
SAMUEL PANETH TTEE ET AL  
U/A DTD 06/29/1992  
DECEMBER 1 - DECEMBER 31, 2013  
ACCOUNT NUMBER 8010-5105

## Mutual Funds

### Open End Mutual Funds continued

DESCRIPTION	QUANTITY	ADJ PRICE/ ORIG PRICE	ADJ COST/ ORIG COST	CURRENT PRICE	CURRENT MARKET VALUE	UNREALIZED GAIN/LOSS	ESTIMATED	
							ANNUAL INCOME	ANNUAL YIELD (%)
<b>Total</b>	<b>5,412.66800</b>		<b>\$101,825.81</b>	<b>23.5400</b>	<b>\$127,414.20</b>	<b>\$25,588.39</b>	<b>\$1,142.07</b>	<b>0.90</b>
Client Investment (Excluding Reinvestments)					\$94,652.71			
Gain/Loss on Client Investment (Including Reinvestments)					\$32,761.49			
PUTNAM ABSOLUTE RETURN								
700 CL Y								
PDMYX								
Acquired 10/30/13	2,045.82700	12.22	25,000.00		25,061.36	61.36		
Reinvestments	29.44200	12.16	358.02		360.68	2.66		
<b>Total</b>	<b>2,075.26900</b>		<b>\$25,358.02</b>	<b>12.2500</b>	<b>\$25,422.04</b>	<b>\$64.02</b>	<b>\$363.17</b>	<b>1.43</b>
Client Investment (Excluding Reinvestments)					\$25,000.00			
Gain/Loss on Client Investment (Including Reinvestments)					\$422.04			
PERMANENT PORTFOLIO FD								
PERM PORTFOLIO								
PORTFOLIO								
PRPFX								
Acquired 02/21/13	507.19800	48.44	24,568.67		21,839.94	-2,728.73		
Acquired 05/17/13	332.96600	47.46	15,802.57		14,337.52	-1,465.05		
Reinvestments	89.73200	43.06	3,864.75		3,863.86	-0.89		
<b>Total</b>	<b>929.89600</b>		<b>\$44,235.99</b>	<b>43.0600</b>	<b>\$40,041.32</b>	<b>-\$4,194.67</b>	<b>\$232.47</b>	<b>0.58</b>
Client Investment (Excluding Reinvestments)					\$40,371.24			
Gain/Loss on Client Investment (Including Reinvestments)					-\$329.92			
PIMCO FDS PAC INVT								
MGMT SER-COMMODITY REAL								
RETURN STRAT FD INSTL CL								
PCRIX								
Acquired 05/18/11 nc	3,892.74300	9.44	36,747.49		21,371.12	-15,376.37		
Acquired 02/21/13	3,847.67800	6.53	25,125.34		21,123.75	-4,001.59		
Reinvestments m	2,005.41400	7.10	14,254.71		11,009.76	-3,244.95		
<b>Total</b>	<b>9,745.83500</b>		<b>\$76,127.54</b>	<b>5.4900</b>	<b>\$53,504.63</b>	<b>-\$22,622.91</b>	<b>\$807.92</b>	<b>1.51</b>
Client Investment (Excluding Reinvestments)					\$61,872.83			
Gain/Loss on Client Investment (Including Reinvestments)					-\$8,368.20			

PANETH FAMILY CHARITABLE TR  
MORTON PANETH TTEE  
SAMUEL PANETH TTEE ET AL  
U/A DTD 06/29/1992  
DECEMBER 1 - DECEMBER 31, 2013  
ACCOUNT NUMBER 8010-5105

Ⓐ To next page

Ⓑ Adjusted cost changed to reflect non dividend distributions of \$5.40 reported on 1099

## Mutual Funds

### Open End Mutual Funds continued

DESCRIPTION	QUANTITY	ADJ PRICE/ ORIG PRICE	ADJ COST/ ORIG COST	CURRENT PRICE	CURRENT MARKET VALUE	UNREALIZED GAIN/LOSS	ESTIMATED	
							ANNUAL INCOME	ANNUAL YIELD (%)
TEMPLETON INCOME TR GLOBAL TOTAL RETURN FD ADVISOR CLASS TTRZX								
Acquired 05/18/11 nc	4,558.82400	13.60	62,000.00		61,498.49	-501.51		
Acquired 02/21/13	1,299.66000	13.75	17,870.32		17,532.43	-337.89		
Acquired 05/17/13	490.82500	14.06	6,901.00		6,621.24	-279.76		
Reinvestments m	863.31700	13.21	11,405.00		11,646.16	241.16		
<b>Total</b>	<b>7,212.62600</b>		<b>\$98,176.32</b>	<b>13.4900</b>	<b>\$97,298.32</b>	<b>-\$878.00</b>	<b>\$4,067.92</b>	<b>4.18</b>
Client Investment (Excluding Reinvestments)					\$86,771.32			
Gain/Loss on Client Investment (Including Reinvestments)					\$10,527.00			
<b>Total Open End Mutual Funds</b>			<b>\$917,370.91</b>		<b>\$971,773.57</b>	<b>\$54,402.66</b>	<b>\$12,659.16</b>	<b>1.30</b>
<b>Total Mutual Funds</b>			Ⓐ <b>\$917,370.91</b>	Ⓐ	<b>\$971,773.57</b>	<b>\$54,402.66</b>	<b>\$12,659.16</b>	<b>1.30</b>

m This security contains multiple tax lots that may or may not include cost information that is reportable to the IRS

nc Cost information for this tax lot is not covered by IRS reporting requirements. Unless indicated, cost for all other lots will be reported to the IRS

## Unit Investment Trusts

### Equity Trusts

DESCRIPTION	QUANTITY	ADJ PRICE/ ORIG PRICE	ADJ COST/ ORIG COST	CURRENT PRICE	CURRENT MARKET VALUE	UNREALIZED GAIN/LOSS	ESTIMATED	
							ANNUAL INCOME	ANNUAL YIELD (%)
FIRST TRUST PORTFOLIOS SELECT DSIP PORTFOLIO 1ST QTR 2013 REIN CUSIP 30278S662								
Acquired 02/21/13	4,845	10.31	49,953.08		56,977.15	7,024.07		
		10.31	50,002.01					
Reinvestments	113.54100	10.95	1,244.00		1,335.29	91.29		
		10.96	1,244.92					
<b>Total</b>	<b>4,958.54100</b>		<del>✗ \$51,197.08</del> <b>\$51,246.93</b>	<b>11.7600</b>	Ⓐ <b>\$58,312.44</b>	<b>\$7,115.36</b>	<b>\$1,314.01</b>	<b>2.25</b>

Ⓐ \$51,191.53 To next page





PANETH FAMILY CHARITABLE TR  
MORTON PANETH TTEE  
SAMUEL PANETH TTEE ET AL  
U/A DTD 06/29/1992  
DECEMBER 1 - DECEMBER 31, 2013  
ACCOUNT NUMBER 8010-5105

## Unit Investment Trusts

### Equity Trusts continued

DESCRIPTION	QUANTITY	ADJ PRICE/ ORIG PRICE	ADJ COST/ ORIG COST	CURRENT PRICE	CURRENT MARKET VALUE	UNREALIZED GAIN/LOSS	ESTIMATED	
							ANNUAL INCOME	ANNUAL YIELD (%)
FIRST TRUST PORTFOLIOS SELECT DSIP 2ND QUARTER 2013 SERIES REINVEST CUSIP 30281H117 Acquired 06/13/13	5,279	10 60	55,985 58		60,022 18	4,036 60		
		10 60	55,997 19					
Reinvestments	61 97400	10 95	679 14		704.69	25 55		
		10 95	679 23					
<b>Total</b>	<b>5,340.97400</b>		<b>\$56,664.72</b>	<b>11.3700</b>	<b>\$60,726.87</b>	<b>\$4,062.15</b>	<b>\$1,287.17</b>	<b>2.12</b>
			<b>\$56,676.42</b>					
<b>Total Equity Trusts</b>			<b>\$107,861.80</b>		<b>\$119,039.31</b>	<b>\$11,177.51</b>	<b>\$2,601.18</b>	<b>2.19</b>
			<b>\$107,923.35</b>					
<b>Total Unit Investment Trusts</b>			<b>\$107,861.80</b>		<b>\$119,039.31</b>	<b>\$11,177.51</b>	<b>\$2,601.18</b>	<b>2.19</b>
			<b>\$107,923.35</b>					

Mutual Funds:  
First Trust Portfolios 1st Qtr 51,191.53  
First Trust Portfolios 2nd Qtr 56,676.42  
Book Value 917,370.91  
Ending FMV 911,773.57  
58,312.44  
60,726.87  
1,025,238.86  
1,090,812.88  
CASH AND SWEEP BALANCES

## Activity detail

DATE	ACCOUNT TYPE	TRANSACTION	QUANTITY	DESCRIPTION	PRICE	AMOUNT	CASH AND SWEEP BALANCES
12/01				BEGINNING BALANCE			210 88
12/02	Cash	DIVIDEND		EATON VANCE ADV SR FLTNG RT ADVANTAGE FUND CL I 112913 3,568 19000 AS OF 11/29/13		152 87	
12/02	Cash	DIVIDEND		GOLDMAN SACHS TR FINL SQUARE MONEY MKT FD INSTL CLASS 112913 5,309 39000 AS OF 11/29/13		0 30	
12/02	Cash	REINVEST DIV	13 66100	EATON VANCE ADV SR FLTNG RT ADVANTAGE FUND CL I REINVEST AT 11 190		-152 87	

ADVISORS

PANETH FAMILY CHARITABLE TR  
 SAM PANETH TTEE  
 THOMAS PANETH TTEE ET AL  
 U/A DTD 06/29/1992  
 DECEMBER 1 - DECEMBER 31, 2013  
 ACCOUNT NUMBER 5761-4240

## Fixed Income Securities

Corporate and municipal bonds and other fixed income securities are priced by a computerized pricing service or, for less actively traded issues, by utilizing a yield-based matrix system to arrive at an estimated market value

### Corporate Bonds

DESCRIPTION	% OF ACCOUNT	QUANTITY	ADJ PRICE/ ORIG PRICE	ADJ COST/ ORIG COST	CURRENT PRICE	CURRENT MARKET VALUE	UNREALIZED GAIN/LOSS	ESTIMATED		
								ACCRUED INTEREST	ANNUAL INCOME	ANNUAL YIELD (%)
CHESAPEAKE ENERGY CORP SR NT CPN 6.875% DUE 11/15/20 DTD 05/15/06 FC 11/15/06 Moody BA3, S&P BB- CUSIP 165167BU0 Acquired 05/03/12 L nc	4.90	50,000	98.46	49,237.50	111.7500	55,875.00	6,637.50	439.24	3,437.50	6.15
CROWN CORK & SEAL CO INC CPN 7.375% DUE 12/15/26 DTD 12/17/96 FC 06/15/97 HELD IN MARGIN Moody BA3, S&P BB- CUSIP 228255AH8 Acquired 08/02/11 L nc	2.40	25,000	103.35	25,842.50	109.2500	27,312.50	1,470.00	81.94	1,843.75	6.75
GOODYEAR TIRE & RUBBER NOTES CALL W/SPEC CIRCUM CPN 7.000% DUE 03/15/28 DTD 03/16/98 FC 09/15/98 Moody B2, S&P B+ CUSIP 382550AD3 Acquired 05/20/11 L nc Acquired 01/25/13 S nc		21,000 14,000	100.75 105.50	21,162.50 14,775.00		21,010.50 14,007.00	-152.00 -768.00			
<b>Total</b>	<b>3.07</b>	<b>35,000</b>		<b>\$35,937.50</b>	<b>100.0500</b>	<b>\$35,017.50</b>	<b>-\$920.00</b>	<b>\$721.39</b>	<b>\$2,450.00</b>	<b>7.00</b>

Ⓐ Per DID Adjustment

PANETH FAMILY CHARITABLE TR  
SAM PANETH TTEE  
THOMAS PANETH TTEE ET AL  
U/A DTD 06/29/1992  
DECEMBER 1 - DECEMBER 31, 2013  
ACCOUNT NUMBER 5761-4240

## Fixed Income Securities

### Corporate Bonds continued

DESCRIPTION	% OF ACCOUNT	QUANTITY	ADJ PRICE/ ORIG PRICE	ADJ COST/ ORIG COST	CURRENT PRICE	CURRENT MARKET VALUE	UNREALIZED GAIN/LOSS	ESTIMATED		
								ACCRUED INTEREST	ANNUAL INCOME	ANNUAL YIELD (%)
GOLDMAN SACHS GROUP NOTES ACCRUED ONLY FLOAT MEDIUM TERM NT CALLABLE CPN 9 000% DUE 05/23/28 DTD 05/23/13 FC 08/23/13 CALL 02/23/14 @ 100 000 HELD IN MARGIN Moody NR , S&P A- CUSIP 38141GTZ7 Acquired 05/15/13 S nc	5.26	65,000	100 00	Ⓐ $\rightarrow 63,836.02$ x 65,000 00	92 2500	59,962 50	-5,037 50	N/A	5,850 00	9 75
GOLDMAN SACHS GROUP NOTES ACCRUED ONLY FLT MEDIUM TERM NT CALLABLE CPN 9 000% DUE 08/15/28 DTD 08/15/13 FC 11/15/13 CALL 02/15/14 @ 100.000 Moody NR , S&P A- CUSIP 38147QMJ2 Acquired 08/09/13 S nc	4 21	50,000	100 00	Ⓐ $\rightarrow 49,792.74$ x 50,000 00	96 0000	48,000 00	-2,000 00	N/A	4,500 00	9 37
CITIGROUP INC MEDIUM TERM NOTES FIXED TO FLOAT CALLABLE CPN 9 125% DUE 06/11/33 DTD 06/11/13 FC 09/11/13 CALL 06/11/15 @ 100 000 HELD IN MARGIN Moody NR , S&P A- CUSIP 1730T0TQ2 Acquired 06/03/13 S nc	2 67	35,000	100 00	Ⓐ $\rightarrow 34,242.14$ x 35,006 00	87 0000	30,450.00	-4,556 00	N/A	3,193 75	10 48
U S WEST COMMUNICATIONS MBIA DEBENTURES CALLABLE 9/15/03 @ 101.95 CPN 6 875% DUE 09/15/33 DTD 09/15/93 FC 03/15/94 CALL 09/15/14 @ 100 880 HELD IN MARGIN Moody BAA1 , S&P A CUSIP 912920AR6 Acquired 07/19/11 L nc	4 34	50,000	100 62	50,317 50	98 8700	49,435 00	-882 50	1,012 15	3,437 50	6.95



ADVISORS

① Per OJD Adjustment

PANETH FAMILY CHARITABLE TR  
 SAM PANETH TTEE  
 THOMAS PANETH TTEE ET AL  
 U/A DTD 06/29/1992  
 DECEMBER 1 - DECEMBER 31, 2013  
 ACCOUNT NUMBER 5761-4240

## Fixed Income Securities

## Corporate Bonds continued

DESCRIPTION	% OF ACCOUNT	QUANTITY	ADJ PRICE/ ORIG PRICE	ADJ COST/ ORIG COST	CURRENT PRICE	CURRENT MARKET VALUE	UNREALIZED GAIN/LOSS	ESTIMATED		
								ACCRUED INTEREST	ANNUAL INCOME	ANNUAL YIELD (%)
BANK OF AMERICA INTERNOTES FIXED TO FLT MEDIUM TRM NOTES CPN 10 000% DUE 10/10/33 DTD 10/10/13 FC 01/10/14 Moody NR CUSIP 06048WPF1 Acquired 10/16/13 S nc	1 25	15,000	98 70	① × 14,811 00	95 0000	14,250.00	-561 00	N/A	1,500.00	10.52
BANK OF AMERICA CORP SUBORDINATE INTERNOTES CALLABLE SEMI-ANNUAL PAY CPN 6 900% DUE 08/15/38 DTD 08/21/08 FC 02/15/09 CALL 02/15/14 @ 100 000 HELD IN MARGIN Moody BAA3 , S&P BBB+ CUSIP 06050XC84 Acquired 01/28/13 S nc	4 39	50,000	103 26	51,635 00	100 1960	50,098 00	-1,537 00	1,303 33	3,450 00	6 88
<b>Total Corporate Bonds</b>	<b>32.49</b>	<b>375,000</b>		① × \$377,787.00		<b>\$370,400.50</b>	<b>-\$7,386.50</b>	<b>\$3,558.05</b>	<b>\$29,662.50</b>	<b>8.01</b>

nc Cost information for this tax lot is not covered by IRS reporting requirements Unless indicated cost for all other lots will be reported to the IRS

① 375,840.91

**THE PANETH FAMILY CHARITABLE TRUST**  
**EIN: 11-6415770**  
**CONTRIBUTIONS PAID - 2013**

Name	Address	Relationship	Purpose	Status	Amount
ACH TOV V CHESSED	123 S 8TH STREET, APT 7C BROOKLYN, NY 11211	None	Charitable	Exempt	1,000 00
AMER FRIENDS OF MERKAZ CHASIDEI VIZNITZ	285 LEE AVENUE BROOKLYN, NY 11206	None	Charitable	Exempt	1,800 00
AMERICAN FRIENDS BELZ	1301 47th Street Brooklyn, NY 11219	None	Charitable	Exempt	5,500 00
AMUDEI ZION	1577 48th Street Brooklyn, NY 11219	None	Charitable	Exempt	10,000 00
BAIS YAAKOV OF BORO PARK	1371 46TH STREET BROOKLYN, NY 11219	None	Charitable	Exempt	1,000 00
BAYIS LAPLEITOS ORPHAN HOME	1362 EAST 21ST STREET BROOKLYN, NY 11210	None	Charitable	Exempt	180 00
BENSALOM CENTER	1038 EAST 28TH STREET BROOKLYN, NY 11210	None	Charitable	Exempt	50 00
BETH JACOB	5610 12TH AVENUE BROOKLYN, NY 11219	None	Charitable	Exempt	255 00
BNAI LEVY FUND	166 Ross Street Brooklyn, NY 11211	None	Charitable	Exempt	7,200 00
BNEI YERUSHALAYIM	199 LEE AVENUE BROOKLYN, NY 11211	None	Charitable	Exempt	20,000 00
CATV	1347 42nd Street Brooklyn, NY 11219	None	Charitable	Exempt	5,000 00
CENTRAL CHARITY INSTITUTE	PO BOX 180262 BROOKLYN, NY 11218	None	Charitable	Exempt	50,000 00
CHESSED L'ABRAHAM INC	1320 59th St Brooklyn, NY 11219	None	Charitable	Exempt	26,000 00
CHUPA	3900 Shore Parkway, Brooklyn, NY 11235	None	Charitable	Exempt	2,000 00
CONG BAIS AVROHOM	1124 East 21st Street Brooklyn, NY 11210	None	Charitable	Exempt	25,760 00
CONG BEER YITZCHOK	5902 14TH AVE BROOKLYN, NY 11219	None	Charitable	Exempt	1,500 00
CONG BINAS YISOSCHER	1 WARREN CT MONSEY, NY 10952	None	Charitable	Exempt	500 00
CONG BNEI AVROHOM	1460 56st Street Brooklyn, NY 11219	None	Charitable	Exempt	360 00
CONG BNOS MORDECHAI SEMINARY	1383 57TH STREET BROOKLYN, NY 11219	None	Charitable	Exempt	3,600 00
CONG CHAKAL YITZCHOK	1462 56TH STREET BROOKLYN, NY 11219	None	Charitable	Exempt	1,350 00
CONG DARKEI SIMCHA	961 44TH STREET BROOKLYN, NY 11219	None	Charitable	Exempt	5,000 00
CONG FOREST GREEN	3900 Shore Parkway, Brooklyn, NY 11235	None	Charitable	Exempt	1,000 00
CONG HECHIL MOSHE	303 WEST 91ST STREET NEW YORK, NY 10024	None	Charitable	Exempt	500 00
CONG KEHILAT YAKOV PUPA	169 HEYWARD STREET BROOKLYN, NY 11206	None	Charitable	Exempt	500 00
CONG KEREN OHR CHAIM D BOBOV	1613 52ND STREET BROOKLYN, NY 11204	None	Charitable	Exempt	1,000 00
CONG KSAV SOFFER	1615 59th Street Brooklyn, NY 11204	None	Charitable	Exempt	180 00
CONG MAGLEI ZEDEK	5003 11TH AVE BROOKLYN, NY 11219	None	Charitable	Exempt	1,000 00
CONG MINCHAS CHINUCH	1452 55TH STREET BROOKLYN, NY 11219	None	Charitable	Exempt	5,000 00
CONG NIKLESBURG	4912 16TH AVE BROOKLYN, NY 11204	None	Charitable	Exempt	3,600 00
CONG OHR SHOLEM	235 PENN STREET BROOKLYN, NY 11211	None	Charitable	Exempt	180 00
CONG SHAR SHOLEM	4303 15TH AVENUE BROOKLYN, NY 11219	None	Charitable	Exempt	1,000 00
CONG TOLDOS Y JOSEF	5323 12th Avenue Brooklyn, NY 11219	None	Charitable	Exempt	1,000 00
CONG TOLDOS YEHUDA	5629 56th Street Brooklyn, NY 11219	None	Charitable	Exempt	1,800 00
CONG ZICHRON SHLOMO	1502 42nd Street Brooklyn, NY 11230	None	Charitable	Exempt	250 00
CONG ZICHRON YAKOV	1 Ostereh Blvd Spring Valley, NY 10977	None	Charitable	Exempt	10,000 00
CONGREGATION DOROG	814 East 3rd Street Brooklyn, NY 11218	None	Charitable	Exempt	17,500 00
CONGREGATION RACHMISTRIVKA	1223 45TH STREET BROOKLYN, NY 11219	None	Charitable	Exempt	100 00
CONGREGATION SHAAREI CHAIM	201 KOLEL RD BEDFORD HILLS, NY 10507	None	Charitable	Exempt	1,000 00
EMUNAS YISROEL	679 East 5th Street Brooklyn, NY 11218	None	Charitable	Exempt	1,000 00
EZRAS YESHIVA	199 LEE AVE BROOKLYN, NY 11211	None	Charitable	Exempt	500 00
GEMILAS CHESSED TORAS CHAIM	1460 56TH STREET BROOKLYN, NY 11219	None	Charitable	Exempt	19,140 00
HERITAGE INSTITUTE LEV AVOTH	2300 CROSEY AVE BROOKLYN, NY 11214	None	Charitable	Exempt	195,000 00
JCSE	1760 53RD STREET BROOKLYN, NY 11204	None	Charitable	Exempt	180 00
KHAL BAIS AVROHOM	1524 EAST 17TH STREET BROOKLYN, 11230	None	Charitable	Exempt	100 00
KHAL SIEBENBURGEN	202 Hewes Street Brooklyn, NY 11211	None	Charitable	Exempt	10,000 00
KHAL YIREI HASHEM	1556 53RD STREET BROOKLYN, NY 11219	None	Charitable	Exempt	500 00
KHAL ZICHRON AVROHOM YAKOV	943 EAST 24TH STREET BROOKLYN, NY 11210	None	Charitable	Exempt	360 00
KOLEL MATEH EFRAIM	1264 56TH STREET BROOKLYN, NY 11219	None	Charitable	Exempt	500 00
KOLEL SHOMRE HACHOMOS	18 HEYWARD STREET BROOKLYN, NY 11249	None	Charitable	Exempt	1,000 00
KOLEL ZICHRON YOSEF DES	1524 EAST 17TH STREET BROOKLYN, NY 11236	None	Charitable	Exempt	20,000 00
KOLLEL SHEMA	199 LEE AVENUE, ROOM B BROOKLYN, NY 11211	None	Charitable	Exempt	180 00
KOLLEL TIFERETH J JOSEF	3900 Shore Parkway, Brooklyn, NY 11235	None	Charitable	Exempt	1,800 00
KOLLEL ZICHRON SHNEUR	55 W Maple Ave Monsey, NY 10952	None	Charitable	Exempt	16,500 00

Name	Address	Relationship	Purpose	Status	Amount
KOLLEL ZICHRON SHNEUR WESLEY	8 MEADOW BROOK MONSEY, NY 10052	None	Charitable	Exempt	1,500 00
LANIADO HOSPITAL	18 West 45th Street- Suite 307 New York, NY 10036	None	Charitable	Exempt	1,000 00
LOVAS TZEDOKE	633 EAST 21ST STREET BROOKLYN, NY 11226	None	Charitable	Exempt	100 00
MAIMONIDES RELIEF CENTER	6300 EIGHTH AVENUE BROOKLYN, NY 11220	None	Charitable	Exempt	36,000 00
MERKAZ HAKOLILIM SKVER	5 Roosevelt Ave New Square, NY 10977	None	Charitable	Exempt	11,600 00
MESIVTA EITZ CHAIM BOBOV	1559 48th Street Brooklyn, NY 11219	None	Charitable	Exempt	1,000 00
MESIVTA OF LONG BEACH	205 WEST BEECH STREET LONG BEACH, NY 11561	None	Charitable	Exempt	100 00
MEZY	481 Park Ave Brooklyn, NY 11205	None	Charitable	Exempt	25,000 00
MIFAL EZRA ZICHRON YEHUDA	1135 56th Street Brooklyn, NY 11219	None	Charitable	Exempt	10,400 00
MISASKIM	5805 16TH AVENUE BROOKLYN, NY 11204	None	Charitable	Exempt	17,500 00
MOSDOS CHASIDEI SQUARE	PO BOX 776 SPRING VALLEY, NY 10977	None	Charitable	Exempt	360 00
MOSDOS YITAV LEV	152 RODNEY STREET BROOKLYN, NY 11211	None	Charitable	Exempt	360 00
NOVOMINSK ALUMNI FUND	1690 60th Street Brooklyn, NY 11204	None	Charitable	Exempt	3,000 00
OHR L'AMI	149 EAST 8TH STREET LAKEWOOD, NJ 08701	None	Charitable	Exempt	1,000 00
OHR MATITYAHU	1420 46TH STREET BROOKLYN, NY 11219	None	Charitable	Exempt	3,600 00
PEKUACH NEFES	1544 48th St Brooklyn, NY 11219	None	Charitable	Exempt	4,200 00
RAMBAM RESEARCH ACADEMY	4601 14TH AVENUE BROOKLYN, NY 11219	None	Charitable	Exempt	50,000 00
SDEI YAAKOV	15 Taft Lane New Square, NY 10977	None	Charitable	Exempt	1,200 00
SHALOM TORAH CENTER	875 AVENUE Z BROOKLYN, NY 11235	None	Charitable	Exempt	250 00
SHEVES ACHIM	PO Box 191217 Brooklyn, NY 11219	None	Charitable	Exempt	11,000 00
SHOMREI EMUNIM INSTITUTIONS	PO Box 480 Bnai Brak, Israel	None	Charitable	Exempt	1,000 00
TALMUD TORAH BAIS AVROHOM	915 New Hampshire Ave Lakewood, NJ 08701	None	Charitable	Exempt	500 00
TORAS EMES TORAH FUND	1904 AVE N BROOKLYN, NY 11230	None	Charitable	Exempt	3,600 00
TYT	101 WILSON AVE SPRING VALLEY, NY 10977	None	Charitable	Exempt	250 00
TZEDOKE VOCHESD	4716 17th Ave Brooklyn, NY 11204	None	Charitable	Exempt	7,040 00
WORLD OF BELZ	4303 15th Avenue Brooklyn, NY 11219	None	Charitable	Exempt	8,000 00
YESHIVA ARI SBACHVIRIA	694 MYRTLE AVE BROOKLYN, NY 11205	None	Charitable	Exempt	500 00
YESHIVA BAIS BINYOMIN	132 PROSPECT STREET STAMFORD, CT 06902	None	Charitable	Exempt	180 00
YESHIVA BAIS MEYER	1351 38th Street Brooklyn, NY 11218	None	Charitable	Exempt	500 00
YESHIVA CHASDEI TORAH	1886 54th Street Brooklyn, NY 11214	None	Charitable	Exempt	150 00
YESHIVA GEDOLAH CLIFFWOOD	200 CENTER ST CLIFFWOOD BEACH, NJ 07721	None	Charitable	Exempt	1,000 00
YESHIVA GEDOLAH OHR YISROEL	2899 NOSTRAND AVE BROOKLYN, NY 11229	None	Charitable	Exempt	500 00
YESHIVA IMREI YOSEF	1426 56th Street Brooklyn, NY 11219	None	Charitable	Exempt	1,000 00
YESHIVA MACHZIKEI HADAS	1301 47th Street Brooklyn, NY 11219	None	Charitable	Exempt	3,800 00
YESHIVA MEKOR CHAIM	1571 55th Street Brooklyn, NY 11219	None	Charitable	Exempt	1,800 00
YESHIVA NEFESH HACHAIM	400 3RD STREET LAKEWOOD, NJ 08701	None	Charitable	Exempt	100 00
YESHIVA NOVOMINSK KOL YEHUDA	1690 60th Street Brooklyn, NY 11204	None	Charitable	Exempt	1,000 00
YESHIVA OZ VEHODOR	1430 Locust Avenue Brooklyn, NY 11230	None	Charitable	Exempt	1,800 00
YESHIVA SHAAREI TORAH	91 WEST CARLTON RD SUFFERN, NY 10901	None	Charitable	Exempt	500 00
YESHIVA SLOBEDKA	169 PARKVILLE AVE BROOKLYN, NY 11230	None	Charitable	Exempt	500 00
YESHIVA TIFERETH ISRAEL D'ALEKSANDER	1763 63rd Street Brooklyn, NY 11204	None	Charitable	Exempt	500 00
YESHIVA TORAS AHARON	500 Summer Ave Lakewood, NJ 08701	None	Charitable	Exempt	1,000 00
YESHIVA VYELIPOL	860 EAST 27TH STREET BROOKLYN, NY 11210	None	Charitable	Exempt	250 00
YESHIVA ZICHRON MELECH	1435 56TH STREET BROOKLYN, NY 11219	None	Charitable	Exempt	100 00
YETEV LEV	5215 14th Ave Brooklyn, NY 11219	None	Charitable	Exempt	1,000 00
ZICHRON ELAZAR	16 Irene Court Lakewood, NJ 08701	None	Charitable	Exempt	360 00
					<b>696,525 00</b>



ADVISORS

PANETH FAMILY CHARITABLE TR  
SAMUEL PANETH TTEE ET AL  
U/A DTD 01/01/2001  
1435 56TH STREET  
BROOKLYN NY 11219-4618

Your Financial Advisor :  
MITCHELL A FINE  
1211 AVENUE OF THE AMERICAS  
27TH FLOOR  
NEW YORK NY 10036  
(212) 205-2881

As of Date: 1/24/14

Payer:  
FIRST CLEARING, LLC  
2801 MARKET STREET  
SAINT LOUIS, MO 63103  
Payer ID #: 23-2384840

Account Number: 8872-8150  
Your Federal Identification Number: 11-6415770

### Reportable Tax Information

The information provided below is in accordance with Federal tax regulations and the IRS instructions that govern our reporting requirements. Where available, we have also provided additional information for courtesy purposes that is not provided to the IRS. You should review this information carefully when completing your Form 8949 and Schedule D. There may be instances where our reporting requirements will not be consistent with your particular tax accounting position or elections. For these reasons, the IRS requires us to provide you with this reminder: TAXPAYERS ARE ULTIMATELY RESPONSIBLE FOR THE ACCURACY OF THEIR TAX RETURNS.

The 1099-B data shown is reported to the IRS. Individual tax lots for each trade, where applicable, have been broken out and shown in italics. This detailed information is not reported to the IRS, but may be helpful in completing Form 8949 of Schedule D of your tax return.

#### SHORT TERM GAINS/LOSSES (COVERED)-BASIS REPORTED TO THE IRS. REPORT ON FORM 8949 WITH BOX A CHECKED 1099-B Proceeds from Broker and Barter Exchange Transactions for 2013 OMB NO. 1545-0715

8-Description / CUSIP 1a-Date of Sale or Exchange	1e-Quantity Sold	1b-Date of Acquisition	2a-Sales Price*	3-Cost or Other Basis	Supplemental information not reported to the IRS	
					Gain or Loss Amount	Additional Information
ARCOS DORADOS HOLDINGS / G0457F107 INC CLASS A 06/03/13	6.0000	05/30/13	81.39	86.32	-4.93	SALE
CANADIAN PACIFIC RAILWAY / 13645T100 LTD 11/04/13	3.0000	02/21/13	436.85	351.77	85.08	SALE
COMCAST CORP NEW CL A / 20030N101 11/04/13	6.0000	02/19/13	289.13	248.58	40.55	SALE
DIAGEO PLC / 25243Q205 SPONSORED ORD NEW 11/04/13	2.0000	11/09/12	254.32	229.51	24.81	SALE
DOLBY LABORATORIES INC / 25659T107 CL A 10/30/13	110.0000	11/26/12	4,053.13	3,556.47	496.66	SALE
EOG RESOURCES INC / 26875P101 11/04/13	2.0000	07/17/13	364.85	290.45	74.40	SALE

#### THIS IS YOUR FORM 1099 (COPY B FOR RECIPIENT) - PLEASE RETAIN FOR TAX PREPARATION PURPOSES

The above is important tax information and is being furnished to the Internal Revenue Service (except as indicated). If you are required to file a return, a negligence penalty or other sanction may be imposed on you if the income is taxable and the IRS determines that it has not been reported.

## 2013 ENHANCED 1099

Page 6 of 28

As of Date: 1/24/14

PANETH FAMILY CHARITABLE TR  
SAMUEL PANETH TTEE ET AL  
U/A DTD 01/01/2001  
1435 56TH STREET  
BROOKLYN NY 11219-4618

Your Financial Advisor :  
MITCHELL A FINE  
1211 AVENUE OF THE AMERICAS  
27TH FLOOR  
NEW YORK NY 10036  
(212) 205-2891

Payer:  
FIRST CLEARING, LLC  
2801 MARKET STREET  
SAINT LOUIS, MO 63103  
Payer ID #: 23-2384840

Account Number: 8872-8150

Your Federal Identification Number: 11-6415770

## Reportable Tax Information

**SHORT TERM GAINS/LOSSES (COVERED)-BASIS REPORTED TO THE IRS. REPORT ON FORM 8949 WITH BOX A CHECKED** *continued*  
**1099-B Proceeds from Broker and Barter Exchange Transactions for 2013** **OMB NO. 1545-0715**

8-Description / CUSIP 1a-Date of Sale or Exchange	1e-Quantity Sold	1b-Date of Acquisition	2a-Sales Price*	3-Cost or Other Basis	Supplemental Information not reported to the IRS	
					Gain or Loss Amount	Additional Information
MALLINCKRODT PLC / G5785G107						
06/28/13	0.0549	05/09/13	2.34	2.53	-0.19	CASH IN LIEU
07/03/13	1.9451	05/09/13	82.12	89.81	-7.69	SALE
NOVARTIS AG / 66987V109 SPON ADR						
11/04/13	2.0000	05/30/13	156.32	146.43	9.89	SALE
<b>TOTAL SHORT TERM GAINS OR LOSSES FOR BASIS REPORTED TO IRS</b>			<b>5,720.45</b>	<b>5,001.87</b>	<b>718.58</b>	

**LONG TERM GAINS/LOSSES (COVERED)-BASIS REPORTED TO THE IRS. REPORT ON FORM 8949 WITH BOX D CHECKED**  
**1099-B Proceeds from Broker and Barter Exchange Transactions for 2013** **OMB NO. 1545-0715**

8-Description / CUSIP 1a-Date of Sale or Exchange	1e-Quantity Sold	1b-Date of Acquisition	2a-Sales Price*	3-Cost or Other Basis	Supplemental Information not reported to the IRS	
					Gain or Loss Amount	Additional Information
ABBOTT LABORATORIES / 002824100						
01/03/13	2.0000	10/28/11	66.40	52.00	14.40	SALE
05/30/13	5.0000	10/28/11	188.17	129.98	58.19	SALE
ABBVIE INC / 00287Y109						
	2.0000	10/28/11	89.56	56.38	33.18	
	15.0000	10/28/11	671.77	422.85	248.92	
05/30/13	17.0000	10/28/11	761.33	479.23	282.10	SALE
11/04/13	9.0000	10/28/11	440.99	253.71	187.28	SALE
						TOTAL 2 LOTS

THIS IS YOUR FORM 1099 (COPY B FOR RECIPIENT) - PLEASE RETAIN FOR TAX PREPARATION PURPOSES

The above is important tax information and is being furnished to the Internal Revenue Service (except as indicated). If you are required to file a return, a negligence penalty or other sanction may be imposed on you if the income is taxable and the IRS determines that it has not been reported.



001 / / ENMF

FORM 8949 ATTACHMENT 1 (2/2) 0000 001065

## 2013 ENHANCED 1099

Page 6 of 28

As of Date: 1/24/14

PANETH FAMILY CHARITABLE TR  
SAMUEL PANETH TTEE ET AL  
U/A DTD 01/01/2001  
1435 56TH STREET  
BROOKLYN NY 11219-4618

Your Financial Advisor :  
MITCHELL A FINE  
1211 AVENUE OF THE AMERICAS  
27TH FLOOR  
NEW YORK NY 10036  
(212) 205-2891

Payer:  
FIRST CLEARING, LLC  
2801 MARKET STREET  
SAINT LOUIS, MO 63103  
Payer ID #: 23-2384840

Account Number: 8872-8150  
Your Federal Identification Number: 11-6415770

## Reportable Tax Information

**SHORT TERM GAINS/LOSSES (COVERED)-BASIS REPORTED TO THE IRS. REPORT ON FORM 8949 WITH BOX A CHECKED** *continued*  
**1099-B Proceeds from Broker and Barter Exchange Transactions for 2013** **OMB NO. 1545-0715**

8-Description / CUSIP 1a-Date of Sale or Exchange	1e-Quantity Sold	1b-Date of Acquisition	2a-Sales Price*	3-Cost or Other Basis	Supplemental Information not reported to the IRS	
					Gain or Loss Amount	Additional Information
MALLINCKRODT PLC / G5785G107						
06/28/13	0.0549	05/09/13	2.34	2.53	-0.19	CASH IN LIEU
07/03/13	1.9451	05/09/13	82.12	89.81	-7.69	SALE
NOVARTIS AG / 66987V109 SPON ADR						
11/04/13	2.0000	05/30/13	156.32	146.43	9.89	SALE
<b>TOTAL SHORT TERM GAINS OR LOSSES FOR BASIS</b>						
<b>REPORTED TO IRS</b>			5,720.45	5,001.87	718.58	

**LONG TERM GAINS/LOSSES (COVERED)-BASIS REPORTED TO THE IRS. REPORT ON FORM 8949 WITH BOX D CHECKED**  
**1099-B Proceeds from Broker and Barter Exchange Transactions for 2013** **OMB NO. 1545-0715**

8-Description / CUSIP 1a-Date of Sale or Exchange	1e-Quantity Sold	1b-Date of Acquisition	2a-Sales Price*	3-Cost or Other Basis	Supplemental Information not reported to the IRS	
					Gain or Loss Amount	Additional Information
ABBOTT LABORATORIES / 002824100						
01/03/13	2.0000	10/28/11	66.40	52.00	14.40	SALE
05/30/13	5.0000	10/28/11	188.17	129.98	58.19	SALE
ABBVIE INC / 00287Y109						
	2.0000	10/28/11	89.56	56.38	33.18	
	15.0000	10/28/11	671.77	422.85	248.92	
05/30/13	17.0000	10/28/11	761.33	479.23	282.10	SALE
11/04/13	9.0000	10/28/11	440.99	253.71	187.28	SALE
						TOTAL 2 LOTS

**THIS IS YOUR FORM 1099 (COPY B FOR RECIPIENT) - PLEASE RETAIN FOR TAX PREPARATION PURPOSES**

The above is important tax information and is being furnished to the Internal Revenue Service (except as indicated). If you are required to file a return, a negligence penalty or other sanction may be imposed on you if the income is taxable and the IRS determines that it has not been reported.



001 / / ENMF

FORM 8949 ATTACHMENT 2 (1/8)

0000 001065

ADVISORS

As of Date: 1/24/14

PANETH FAMILY CHARITABLE TR  
SAMUEL PANETH TTEE ET AL  
U/A DTD 01/01/2001  
1435 56TH STREET  
BROOKLYN NY 11219-4618

Your Financial Advisor :  
MITCHELL A FINE  
1211 AVENUE OF THE AMERICAS  
27TH FLOOR  
NEW YORK NY 10036  
(212) 205-2881

Payer:  
FIRST CLEARING, LLC  
2801 MARKET STREET  
SAINT LOUIS, MO 63103  
Payer ID #: 23-2384840

Account Number: 8872-8150

Your Federal Identification Number: 11-6415770

## Reportable Tax Information

LONG TERM GAINS/LOSSES (COVERED)-BASIS REPORTED TO THE IRS. REPORT ON FORM 8949 WITH BOX D CHECKED  
1099-B Proceeds from Broker and Barter Exchange Transactions for 2013 OMB NO. 1545-0715

continued

8-Description / CUSIP 1a-Date of Sale or Exchange					1b-Date of Acquisition	2a-Sales Price*	3-Cost or Other Basis	Supplemental Information not reported to the IRS Gain or Loss Amount Additional Information	
AIR PRODUCTS & CHEMICALS / 009158106 INC									
11/04/13	3.0000	12/07/11	325.22	246.66	78.56	SALE			
ALTRIA GROUP INC / 02209S103									
05/29/13	3.0000	12/07/11	108.90	85.53	23.37	SALE			
11/04/13	6.0000	12/07/11	224.16	171.06	53.10	SALE			
AMERICAN EXPRESS COMPANY / 025816109									
	2.0000	03/25/11	152.93	90.66	62.27				
	4.0000	04/06/11	305.88	184.96	120.92				
05/30/13	6.0000	Various	458.81	275.62	183.19	SALE	TOTAL 2 LOTS		
11/04/13	3.0000	04/06/11	245.49	138.72	106.77	SALE			
APACHE CORP COMMON / 037411105									
02/19/13	19.0000	12/07/11	1,459.86	1,830.84	-370.98	SALE			
ARCOS DORADOS HOLDINGS / G0457F107 INC CLASS A									
06/03/13	42.0000	12/07/11	569.66	915.18	-345.52	SALE			
AUTOMATIC DATA / 053015103 PROCESSING									
05/30/13	2.0000	12/07/11	140.14	102.18	37.96	SALE			
11/04/13	3.0000	12/07/11	225.72	153.27	72.45	SALE			
BLACKROCK INC / 09247X101									
05/30/13	2.0000	12/07/11	569.57	343.00	226.57	SALE			
11/04/13	2.0000	12/07/11	607.09	343.00	264.09	SALE			

TOTAL 2 LOTS

THIS IS YOUR FORM 1099 (COPY B FOR RECIPIENT) - PLEASE RETAIN FOR TAX PREPARATION PURPOSES

The above is important tax information and is being furnished to the Internal Revenue Service (except as indicated). If you are required to file a return, a negligence penalty or other sanction may be imposed on you if the income is taxable and the IRS determines that it has not been reported.

## 2013 ENHANCED 1099

Page 8 of 28

As of Date: 1/24/14

PANETH FAMILY CHARITABLE TR  
SAMUEL PANETH TTEE ET AL  
U/A DTD 01/01/2001  
1435 56TH STREET  
BROOKLYN NY 11219-4618

Your Financial Advisor :  
MITCHELL A FINE  
1211 AVENUE OF THE AMERICAS  
27TH FLOOR  
NEW YORK NY 10036  
(212) 205-2881

Payer:  
FIRST CLEARING, LLC  
2801 MARKET STREET  
SAINT LOUIS, MO 63103  
Payer ID #: 23-2384840

Account Number: 8872-8150  
Your Federal Identification Number: 11-6415770

## Reportable Tax Information

LONG TERM GAINS/LOSSES (COVERED)-BASIS REPORTED TO THE IRS. REPORT ON FORM 8949 WITH BOX D CHECKED  
1099-B Proceeds from Broker and Barter Exchange Transactions for 2013

OMB NO. 1545-0715

continued

8-Description / CUSIP 1a-Date of Sale or Exchange	1e-Quantity Sold	1b-Date of Acquisition	2a-Sales Price*	3-Cost or Other Basis	Supplemental information not reported to the IRS	
					Gain or Loss Amount	Additional Information
CATERPILLAR INC / 149123101 11/14/13	26.0000	12/07/11	2,179.00	2,452.84	-273.84	SALE
CONOCOPHILLIPS / 20825C104 11/04/13	16.0000	12/07/11	1,171.66	886.85	284.81	SALE
CREE INC / 225447101 10/14/13	6.0000	01/19/11	439.34	326.86	112.48	SALE
DISNEY WALT COMPANY / 254687106 05/30/13	16.0000	12/07/11	1,067.32	585.60	481.72	SALE
11/04/13	2.0000	12/07/11	137.54	73.20	64.34	SALE
DOLBY LABORATORIES INC / 25659T107 CL A	45.0000	02/07/11	1,598.49	2,549.87	-951.38	
	42.0000	04/06/11	1,491.94	2,060.02	-568.08	
10/23/13	87.0000	Various	3,090.43	4,609.89	-1,519.46	SALE TOTAL 2 LOTS
	23.0000	12/31/10	847.47	1,525.35	-677.88	Original Basis: 809.47
	3.0000	04/06/11	110.53	147.14	-36.61	
	134.0000	08/07/12	4,937.44	4,480.00	457.44	
10/30/13	160.0000	Various	5,895.44	6,152.49	-257.05	SALE TOTAL 3 LOTS
EXXON MOBIL CORP / 30231G102 07/17/13	27.0000	12/07/11	2,522.77	2,173.64	349.13	SALE
FRANKLIN RESOURCES INC / 354613101 05/30/13	4.0000	12/07/11	651.23	395.96	255.27	SALE
11/04/13	10.0000	12/07/11	537.32	329.97	207.35	SALE

THIS IS YOUR FORM 1099 (COPY B FOR RECIPIENT) - PLEASE RETAIN FOR TAX PREPARATION PURPOSES

The above is important tax information and is being furnished to the Internal Revenue Service (except as indicated). If you are required to file a return, a negligence penalty or other sanction may be imposed on you if the income is taxable and the IRS determines that it has not been reported.



FORM 8949 ATTACHMENT 2 (3/8)

001 / ENMF

ADVISORS

Page 9 of 28

As of Date: 1/24/14

PANETH FAMILY CHARITABLE TR  
SAMUEL PANETH TTEE ET AL  
U/A DTD 01/01/2001  
1435 56TH STREET  
BROOKLYN NY 11219-4618

Your Financial Advisor :  
MITCHELL A FINE  
1211 AVENUE OF THE AMERICAS  
27TH FLOOR  
NEW YORK NY 10036  
(212) 205-2881

Payer:  
FIRST CLEARING, LLC  
2801 MARKET STREET  
SAINT LOUIS, MO 63103  
Payer ID #: 23-2384840

Account Number: 8872-8150  
Your Federal Identification Number: 11-6415770

## Reportable Tax Information

LONG TERM GAINS/LOSSES (COVERED)-BASIS REPORTED TO THE IRS. REPORT ON FORM 8949 WITH BOX D CHECKED  
1099-B Proceeds from Broker and Barter Exchange Transactions for 2013 OMB NO. 1545-0715

continued

1099-BY Proceeds from Broker and Barter Exchange Transactions for 2013					OMB NO. 1545-0047		Supplemental Information not reported to the IRS	
8-Description / CUSIP	1a-Date of Sale or Exchange	1e-Quantity Sold	1b-Date of Acquisition	2a-Sales Price*	3-Cost or Other Basis	Gain or Loss Amount	Additional Information	
FREEPORT-MCMORAN COPPER / 35671D857 & GOLD INC CLASS B								
05/30/13		55.0000	03/10/11	1,748.22	2,582.75	0.00	SALE	
				-834.53				
				Wash Sale Loss Disallowed (Box 5):				
11/04/13		12.0000	03/10/11	446.51	563.51	0.00	SALE	
				-117.00				
				Wash Sale Loss Disallowed (Box 5):				
GENERAL ELECTRIC COMPANY / 369604103								
05/30/13		21.0000	12/07/11	496.85	348.18	148.67	SALE	
11/04/13		19.0000	12/07/11	501.40	315.02	186.38	SALE	
HSBC HOLDINGS PLC-SPON / 404280406 ADR								
05/30/13		9.0000	12/07/11	505.70	354.56	151.14	SALE	
11/04/13		2.0000	12/07/11	113.04	78.80	34.24	SALE	
INTEL CORP / 458140100								
11/04/13		3.0000	12/07/11	72.69	75.71	-3.02	SALE	
11/14/13		92.0000	12/07/11	2,245.28	2,321.66	-76.38	SALE	
JPMORGAN CHASE & CO / 46625H100								
05/30/13		35.0000	12/07/11	1,945.05	1,155.91	789.14	SALE	
KRAFT FOODS GROUP / 50076Q106								
05/30/13		3.0000	12/07/11	167.47	114.64	52.83	SALE	

THIS IS YOUR FORM 1099 (COPY B FOR RECIPIENT) - PLEASE RETAIN FOR TAX PREPARATION PURPOSES

The above is important tax information and is being furnished to the Internal Revenue Service (except as indicated). If you are required to file a return, a negligence penalty or other sanction may be imposed on you if the income is taxable and the IRS determines that it has not been reported.

## 2013 ENHANCED 1099

Page 10 of 28

As of Date: 1/24/14

PANETH FAMILY CHARITABLE TR  
SAMUEL PANETH TTEE ET AL  
U/A DTD 01/01/2001  
1435 56TH STREET  
BROOKLYN NY 11219-4618

Your Financial Advisor :  
MITCHELL A FINE  
1211 AVENUE OF THE AMERICAS  
27TH FLOOR  
NEW YORK NY 10036  
(212) 205-2381

Payer:  
FIRST CLEARING, LLC  
2801 MARKET STREET  
SAINT LOUIS, MO 63103  
Payer ID #: 23-2384840

Account Number: 8872-8150  
Your Federal Identification Number: 11-6415770

## Reportable Tax Information

LONG TERM GAINS/LOSSES (COVERED)-BASIS REPORTED TO THE IRS. REPORT ON FORM 8949 WITH BOX D CHECKED

continued

1099-B Proceeds from Broker and Barter Exchange Transactions for 2013

OMB NO. 1545-0715

8-Description / CUSIP 1a-Date of Sale or Exchange	1b-Quantity Sold	1b-Date of Acquisition	2a-Sales Price*	3-Cost or Other Basis	Supplemental Information not reported to the IRS	
					Gain or Loss Amount	Additional Information
LAUDER ESTEE COS INC / 518439104 CL A 11/04/13	1.0000	12/07/11	69.87	55.93	13.94	SALE
MERCK & CO INC NEW / 58933Y105 05/30/13	3.0000	12/07/11	141.52	106.44	35.08	SALE
MONDELEZ INTL INC / 609207105 11/04/13	8.0000	12/07/11	267.28	188.50	78.78	SALE
NESTLE S A REG ADR / 641069406 07/17/13	9.0000	12/07/11	611.36	498.87	112.49	SALE
11/04/13	7.0000	12/07/11	504.83	388.01	116.82	SALE
NEWS CORP INC-CL A / 65248E104 05/29/13	34.0000	12/07/11	1,111.78	595.88	515.90	SALE
NEWS CORP NEW CL A / 65249B109 06/28/13	0.2500	12/07/11	3.73	2.01	1.72	CASH IN LIEU
NOVO NORDISK A S ADR / 670100205 05/30/13	3.0000	12/07/11	498.53	344.22	154.31	SALE
11/04/13	1.0000	12/07/11	167.87	114.74	53.13	SALE
ORACLE CORPORATION / 68389X105 05/30/13	3.0000	05/16/12	104.04	80.96	23.08	SALE
11/04/13	5.0000	05/16/12	168.25	134.93	33.32	SALE
PHILLIPS 66 / 718546104 05/29/13	21.0000	12/07/11	1,396.16	691.84	704.32	SALE

THIS IS YOUR FORM 1099 (COPY B FOR RECIPIENT) - PLEASE RETAIN FOR TAX PREPARATION PURPOSES

The above is important tax information and is being furnished to the Internal Revenue Service (except as indicated). If you are required to file a return, a negligence penalty or other sanction may be imposed on you if the income is taxable and the IRS determines that it has not been reported.



001 / / ENMF

FORM 8949 ATTACHMENT 2 (5/8)

ADVISORS

As of Date: 1/24/14

PANETH FAMILY CHARITABLE TR  
SAMUEL PANETH TTEE ET AL  
U/A DTD 01/01/2001  
1435 56TH STREET  
BROOKLYN NY 11219-4618

Your Financial Advisor :  
MITCHELL A FINE  
1211 AVENUE OF THE AMERICAS  
27TH FLOOR  
NEW YORK NY 10036  
(212) 205-2881

Payer:  
FIRST CLEARING, LLC  
2801 MARKET STREET  
SAINT LOUIS, MO 63103  
Payer ID #: 23-2384840

Account Number: 8872-8150  
Your Federal Identification Number: 11-6415770

## Reportable Tax Information

LONG TERM GAINS/LOSSES (COVERED)-BASIS REPORTED TO THE IRS. REPORT ON FORM 8949 WITH BOX D CHECKED  
1099-B Proceeds from Broker and Barter Exchange Transactions for 2013 OMB NO. 1545-0715

continued

Losses by Proceeds from Broker and Seller Exchange Transactions for 2013					Supplemental Information not reported to the IRS	
8-Description / CUSIP 1a-Date of Sale or Exchange	1e-Quantity Sold	1b-Date of Acquisition	2a-Sales Price*	3-Cost or Other Basis	Gain or Loss Amount	Additional Information
RIO TINTO PLC / 767204100 SPONSORED ADR						
05/30/13	2.0000	12/07/11	89.18	104.36	-15.18	SALE
05/30/13	24.0000	12/07/11	1,070.12	1,252.32	0.00	SALE
	Wash Sale Loss Disallowed (Box 5):		-182.20			
	27.0000	12/07/11	1,207.67	1,408.86	-201.19	
	24.0000	12/07/11	1,073.49	1,250.59	-177.10	Original Basis: 1068.39
07/17/13	51.0000	12/07/11	2,281.16	2,659.45	-378.29	SALE
					TOTAL 2 LOTS	
ROCHE HOLDINGS LTD ADR / 771195104						
05/30/13	15.0000	12/07/11	951.28	599.40	351.88	SALE
11/04/13	6.0000	12/07/11	418.36	239.76	178.60	SALE
ROYAL DUTCH SHELL PLC / 780259206 ADR CL A						
11/04/13	2.0000	12/07/11	134.02	141.78	-7.76	SALE
SABMILLER PLC ADR / 78572M105						
05/30/13	3.0000	03/19/12	153.81	124.98	28.83	SALE
11/04/13	1.0000	03/19/12	52.13	41.66	10.47	SALE
TARGET CORP / 87612E106						
05/30/13	4.0000	12/07/11	281.58	214.80	66.78	SALE
TEXAS INSTRUMENTS INC / 882508104						
	12.0000	07/12/11	504.11	377.72	126.39	
	3.0000	09/02/11	126.03	75.45	50.58	
11/04/13	15.0000	Various	630.14	453.17	176.97	SALE
					TOTAL 2 LOTS	

THIS IS YOUR FORM 1099 (COPY B FOR RECIPIENT) - PLEASE RETAIN FOR TAX PREPARATION PURPOSES

The above is important tax information and is being furnished to the Internal Revenue Service (except as indicated). If you are required to file a return, a negligence penalty or other sanction may be imposed on you if the income is taxable and the IRS determines that it has not been reported.



## 2013 ENHANCED 1099

Page 12 of 28

As of Date: 1/24/14

PANETH FAMILY CHARITABLE TR  
SAMUEL PANETH TTEE ET AL  
U/A DTD 01/01/2001  
1435 56TH STREET  
BROOKLYN NY 11219-4618

Your Financial Advisor :  
MITCHELL A FINE  
1211 AVENUE OF THE AMERICAS  
27TH FLOOR  
NEW YORK NY 10036  
(212) 205-2881

Payer:  
FIRST CLEARING, LLC  
2801 MARKET STREET  
SAINT LOUIS, MO 63103  
Payer ID #: 23-2384840

Account Number: 8872-8150  
Your Federal Identification Number: 11-6415770

## Reportable Tax Information

LONG TERM GAINS/LOSSES (COVERED)-BASIS REPORTED TO THE IRS. REPORT ON FORM 8949 WITH BOX D CHECKED  
1099-B Proceeds from Broker and Barter Exchange Transactions for 2013 OMB NO. 1545-0715

continued

1033-B Proceeds from Broker and Dealer Exchange Transactions for 2013				OMB NO. 1545-0047		Supplemental Information not reported to the IRS
8-Description / CUSIP 1a-Date of Sale or Exchange	1e-Quantity Sold	1b-Date of Acquisition	2a-Sales Price*	3-Cost or Other Basis	Gain or Loss Amount	Additional Information
TIME WARNER CABLE / 88732J207						
05/30/13	3.0000	12/07/11	290.48	185.70	104.78	SALE
11/04/13	3.0000	12/07/11	368.39	185.70	182.69	SALE
TOTAL S.A. SPONS ADR / 89151E109						
05/30/13	23.0000	12/07/11	1,179.30	1,182.34	0.00	SALE
			Wash Sale Loss Disallowed (Box 5): -3.04			
11/04/13	15.0000	12/07/11	904.93	771.09	133.84	SALE
TWENTY-FIRST CENTY / 90130A101 CL A						
11/04/13	4.0000	12/07/11	136.28	62.08	74.20	SALE
UNITED TECHNOLOGIES CORP / 913017109						
11/04/13	7.0000	12/07/11	755.43	523.46	231.97	SALE
WAL-MART STORES INC / 931142103						
05/30/13	3.0000	12/07/11	227.82	176.85	50.97	SALE
07/17/13	8.0000	12/07/11	620.35	471.60	148.75	SALE
11/04/13	2.0000	12/07/11	154.76	117.90	36.86	SALE
WALGREEN COMPANY / 931422109						
05/29/13	12.0000	12/07/11	593.88	407.58	186.30	SALE
11/04/13	9.0000	12/07/11	541.52	305.69	235.83	SALE

THIS IS YOUR FORM 1099 (COPY B FOR RECIPIENT) - PLEASE RETAIN FOR TAX PREPARATION PURPOSES

The above is important tax information and is being furnished to the Internal Revenue Service (except as indicated). If you are required to file a return, a negligence penalty or other sanction may be imposed on you if the income is taxable and the IRS determines that it has not been reported.



ADVISORS

PANETH FAMILY CHARITABLE TR  
SAMUEL PANETH TTEE ET AL  
U/A DTD 01/01/2001  
1435 56TH STREET  
BROOKLYN NY 11219-4618

Your Financial Advisor :  
MITCHELL A FINE  
1211 AVENUE OF THE AMERICAS  
27TH FLOOR  
NEW YORK NY 10036  
(212) 205-2881

Payer:  
FIRST CLEARING, LLC  
2801 MARKET STREET  
SAINT LOUIS, MO 63103  
Payer ID #: 23-2384840

As of Date: 1/24/14

Account Number: 8872-8150

Your Federal Identification Number: 11-6415770

## Reportable Tax Information

## LONG TERM GAINS/LOSSES (COVERED)-BASIS REPORTED TO THE IRS. REPORT ON FORM 8949 WITH BOX D CHECKED

continued

## 1099-B Proceeds from Broker and Barter Exchange Transactions for 2013

OMB NO. 1545-0715

8-Description / CUSIP 1a-Date of Sale or Exchange	1e-Quantity Sold	1b-Date of Acquisition	2a-Sales Price*	3-Cost or Other Basis	Supplemental Information not reported to the IRS	
					Gain or Loss Amount	Additional Information
XILINX INC / 983919101 11/04/13	3.0000	05/15/12	135.72	98.63	37.09	SALE

TOTAL LONG TERM GAINS OR LOSSES FOR BASIS  
REPORTED TO IRS

49,341.63

44,940.65

5,537.75

## LONG TERM GAINS/LOSSES (NONCOVERED)-BASIS NOT REPORTED TO THE IRS. REPORT ON FORM 8949 WITH BOX E CHECKED\*\*

## 1099-B Proceeds from Broker and Barter Exchange Transactions for 2013

OMB NO. 1545-0715

8-Description / CUSIP 1a-Date of Sale or Exchange	1e-Quantity Sold	1b-Date of Acquisition	2a-Sales Price*	3-Cost or Other Basis	Supplemental Information not reported to the IRS	
					Gain or Loss Amount	Additional Information
AMC NETWORKS INC / 00164V103 CLASS A 05/09/13	7.0000	12/31/10	466.90	260.47	206.43	SALE
APPLE INC / 037833100 01/28/13	6.0000	03/17/10	2,678.31	1,355.60	1,322.71	SALE
11/04/13	3.0000	03/17/10	1,568.53	677.80	890.73	SALE
AUTODESK INC / 052769106 05/09/13	8.0000	12/31/10	319.77	304.77	15.00	SALE
BIOGEN IDEC INC / 09062X103 05/09/13	18.0000	12/31/10	3,783.44	1,207.38	2,576.06	SALE
10/14/13	3.0000	12/31/10	711.71	201.23	510.48	SALE
CABLEVISION SYSTEMS / 12686C109 NY GROUP CL A NEW 08/14/13	240.0000	12/31/10	4,591.35	5,897.72	-1,306.37	SALE

THIS IS YOUR FORM 1099 (COPY B FOR RECIPIENT) - PLEASE RETAIN FOR TAX PREPARATION PURPOSES

The above is important tax information and is being furnished to the Internal Revenue Service (except as indicated). If you are required to file a return, a negligence penalty or other sanction may be imposed on you if the income is taxable and the IRS determines that it has not been reported.

## 2013 ENHANCED 1099

Page 13 of 28

ADVISORS

As of Date: 1/24/14

PANETH FAMILY CHARITABLE TR  
SAMUEL PANETH TTEE ET AL  
U/A DTD 01/01/2001  
1435 56TH STREET  
BROOKLYN NY 11219-4618

Your Financial Advisor :  
MITCHELL A FINE  
1211 AVENUE OF THE AMERICAS  
27TH FLOOR  
NEW YORK NY 10036  
(212) 205-2881

Payer:  
FIRST CLEARING, LLC  
2801 MARKET STREET  
SAINT LOUIS, MO 63103  
Payer ID #: 23-2384840

Account Number: 8872-8150  
Your Federal Identification Number: 11-6415770

## Reportable Tax Information

**LONG TERM GAINS/LOSSES (COVERED)-BASIS REPORTED TO THE IRS. REPORT ON FORM 8949 WITH BOX D CHECKED** *continued*  
**1099-B Proceeds from Broker and Barter Exchange Transactions for 2013** **OMB NO. 1545-0715**

8-Description / CUSIP 1a-Date of Sale or Exchange	1e-Quantity Sold	1b-Date of Acquisition	2a-Sales Price*	3-Cost or Other Basis	Supplemental Information not reported to the IRS	
					Gain or Loss Amount	Additional Information
XILINX INC / 983919101 11/04/13	3.0000	05/15/12	135.72	98.63	37.09	SALE
<b>TOTAL LONG TERM GAINS OR LOSSES FOR BASIS REPORTED TO IRS</b>			<b>49,341.63</b>	<b>44,940.65</b>	<b>5,537.75</b>	

**LONG TERM GAINS/LOSSES (NONCOVERED)-BASIS NOT REPORTED TO THE IRS. REPORT ON FORM 8949 WITH BOX E CHECKED\*\***  
**1099-B Proceeds from Broker and Barter Exchange Transactions for 2013** **OMB NO. 1545-0715**

8-Description / CUSIP 1a-Date of Sale or Exchange	1e-Quantity Sold	1b-Date of Acquisition	2a-Sales Price*	3-Cost or Other Basis	Supplemental Information not reported to the IRS	
					Gain or Loss Amount	Additional Information
AMC NETWORKS INC / 00164V103 CLASS A 05/09/13	7.0000	12/31/10	466.90	260.47	206.43	SALE
APPLE INC / 037833100 01/28/13	6.0000	03/17/10	2,678.31	1,355.60	1,322.71	SALE
11/04/13	3.0000	03/17/10	1,568.53	677.80	890.73	SALE
AUTODESK INC / 052769106 05/09/13	8.0000	12/31/10	319.77	304.77	15.00	SALE
BIOGEN IDEC INC / 09062X103 05/09/13	18.0000	12/31/10	3,783.44	1,207.38	2,576.06	SALE
10/14/13	3.0000	12/31/10	711.71	201.23	510.48	SALE
CABLEVISION SYSTEMS / 12686C109 NY GROUP CL A NEW 08/14/13	240.0000	12/31/10	4,591.35	5,897.72	-1,306.37	SALE

**THIS IS YOUR FORM 1099 (COPY B FOR RECIPIENT) - PLEASE RETAIN FOR TAX PREPARATION PURPOSES**

The above is important tax information and is being furnished to the Internal Revenue Service (except as indicated). If you are required to file a return, a negligence penalty or other sanction may be imposed on you if the income is taxable and the IRS determines that it has not been reported.

FORM 8949 ATTACHMENT 3 (1/5)001 / EN / ENMF

## 2013 ENHANCED 1099

Page 14 of 28

As of Date: 1/24/14

PANETH FAMILY CHARITABLE TR  
SAMUEL PANETH TTEE ET AL  
U/A DTD 01/01/2001  
1435 56TH STREET  
BROOKLYN NY 11219-4618

Your Financial Advisor :  
MITCHELL A FINE  
1211 AVENUE OF THE AMERICAS  
27TH FLOOR  
NEW YORK NY 10036  
(212) 205-2881

Payer:  
FIRST CLEARING, LLC  
2801 MARKET STREET  
SAINT LOUIS, MO 63103  
Payer ID #: 23-2384840

Account Number: 8872-6150

Your Federal Identification Number: 11-6415770

## Reportable Tax Information

**LONG TERM GAINS/LOSSES (NONCOVERED)-BASIS NOT REPORTED TO THE IRS. REPORT ON FORM 8949 WITH BOX E CHECKED\*\* continued**  
**1099-B Proceeds from Broker and Barter Exchange Transactions for 2013 OMB NO. 1545-0715**

8-Description / CUSIP 1a-Date of Sale or Exchange	1e-Quantity Sold	1b-Date of Acquisition	2a-Sales Price*	3-Cost or Other Basis	Supplemental information not reported to the IRS	
					Gain or Loss Amount	Additional Information
CREE INC / 225447101						
05/09/13	227.0000	12/31/10	13,646.01	14,925.89	-1,279.88	SALE
10/14/13	53.0000	12/31/10	3,880.83	3,484.89	395.94	SALE
DIRECTV / 25490A309						
05/09/13	9.0000	12/31/10	558.93	358.44	200.49	SALE
DOLBY LABORATORIES INC / 25659T107 CL A						
10/23/13	157.0000	12/31/10	5,576.99	10,463.62	-4,886.63	SALE
10/23/13	23.0000	12/31/10	817.00	1,532.88	0.00	SALE
Wash Sale Loss Disallowed (Box 5):			-715.88			
FLUOR CORP (NEW) / 343412102						
10/14/13	34.0000	12/31/10	2,506.49	2,260.53	245.96	SALE
FOREST LABS INC / 345838106						
10/14/13	41.0000	12/31/10	1,774.36	1,315.54	458.82	SALE
IMMUNOGEN INC / 45253H101						
05/09/13	33.0000	12/31/10	510.69	308.11	202.58	SALE
ISIS PHARMACEUTICALS / 464330109						
05/09/13	316.0000	12/31/10	5,863.11	3,200.45	2,662.66	SALE
10/14/13	170.0000	12/31/10	5,589.73	1,721.76	3,867.97	SALE
JOHNSON & JOHNSON / 478160104						
	3.0000	01/18/05	256.52	188.76	67.76	
	11.0000	05/26/05	940.58	742.53	198.05	
05/29/13	14.0000	Various	1,197.10	931.29	265.81	SALE
						TOTAL 2 LOTS

## THIS IS YOUR FORM 1099 (COPY B FOR RECIPIENT) - PLEASE RETAIN FOR TAX PREPARATION PURPOSES

The above is important tax information and is being furnished to the Internal Revenue Service (except as indicated). If you are required to file a return, a negligence penalty or other sanction may be imposed on you if the income is taxable and the IRS determines that it has not been reported.



001 / / ENMF

FORM 8949 ATTACHMENT 3 (2/5)

0000001065

## 2013 ENHANCED 1099

Page 15 of 28

As of Date: 1/24/14

ADVISORS

PANETH FAMILY CHARITABLE TR  
SAMUEL PANETH TTEE ET AL  
U/A DTD 01/01/2001  
1435 56TH STREET  
BROOKLYN NY 11219-4618

Your Financial Advisor :  
MITCHELL A FINE  
1211 AVENUE OF THE AMERICAS  
27TH FLOOR  
NEW YORK NY 10036  
(212) 205-2881

Payer:  
FIRST CLEARING, LLC  
2801 MARKET STREET  
SAINT LOUIS, MO 63103  
Payer ID #: 23-2384840

Account Number: 8872-8150  
Your Federal Identification Number: 11-6415770

## Reportable Tax Information

**LONG TERM GAINS/LOSSES (NONCOVERED)-BASIS NOT REPORTED TO THE IRS. REPORT ON FORM 8949 WITH BOX E CHECKED\*\* continued**  
**1099-B Proceeds from Broker and Barter Exchange Transactions for 2013 OMB NO. 1545-0715**

8-Description / CUSIP 1a-Date of Sale or Exchange	1e-Quantity Sold	1b-Date of Acquisition	2a-Sales Price*	3-Cost or Other Basis	Supplemental Information not reported to the IRS	
					Gain or Loss Amount	Additional Information
11/04/13	7.0000	05/26/05	649.38	472.52	176.86	SALE
L-3 COMMUNICATIONS HLDGS / 502424104 INC						
10/14/13	9.0000	12/31/10	855.26	610.67	244.59	SALE
LIBERTY INTERACTIVE CORP / 53071M104						
10/14/13	11.0000	12/31/10	283.69	149.96	133.73	SALE
LIBERTY MEDIA CORP / 531229102 CLASS A						
05/09/13	22.0000	12/31/10	2,665.35	1,213.66	1,451.69	SALE
08/14/13	11.0000	12/31/10	1,579.82	606.83	972.99	SALE
MALLINCKRODT PLC / G5785G107						
06/28/13	0.8201	12/31/10	35.00	26.05	8.95	CASH IN LIEU
07/03/13	29.0549	12/31/10	1,226.62	922.92	303.70	SALE
MCDONALDS CORP / 580135101						
07/17/13	8.0000	03/17/10	797.85	527.09	270.76	SALE
NATIONAL OILWELL VARCO / 637071101 INC						
10/14/13	16.0000	12/31/10	1,280.88	1,081.87	199.01	SALE
OCCIDENTAL PETE CORP / 674599105						
11/04/13	3.0000	03/17/10	292.25	249.36	42.89	SALE
PALL CORP / 696429307						
10/14/13	9.0000	12/31/10	694.74	446.44	248.30	SALE

**THIS IS YOUR FORM 1099 (COPY B FOR RECIPIENT) - PLEASE RETAIN FOR TAX PREPARATION PURPOSES**

The above is important tax information and is being furnished to the Internal Revenue Service (except as indicated). If you are required to file a return, a negligence penalty or other sanction may be imposed on you if the income is taxable and the IRS determines that it has not been reported.

## 2013 ENHANCED 1099

Page 16 of 28

As of Date: 1/24/14

PANETH FAMILY CHARITABLE TR  
SAMUEL PANETH TTEE ET AL  
U/A DTD 01/01/2001  
1435 56TH STREET  
BROOKLYN NY 11219-4618

Your Financial Advisor :  
MITCHELL A FINE  
1211 AVENUE OF THE AMERICAS  
27TH FLOOR  
NEW YORK NY 10036  
(212) 205-2881

Payer:  
FIRST CLEARING, LLC  
2801 MARKET STREET  
SAINT LOUIS, MO 63103  
Payer ID #: 23-2384840

Account Number: 8872-8150

Your Federal Identification Number: 11-6415770

## Reportable Tax Information

LONG TERM GAINS/LOSSES (NONCOVERED)-BASIS NOT REPORTED TO THE IRS. REPORT ON FORM 8949 WITH BOX E CHECKED\*\* continued  
1099-B Proceeds from Broker and Barter Exchange Transactions for 2013 OMB NO. 1545-0715

8-Description / CUSIP 1a-Date of Sale or Exchange	1e-Quantity Sold	1b-Date of Acquisition	2a-Sales Price*	3-Cost or Other Basis	Supplemental Information not reported to the IRS	
					Gain or Loss Amount	Additional Information
PENTAIR LTD / H6169Q108 10/14/13	15.0000	12/31/10	991.41	460.03	531.38	SALE
PEPSICO INCORPORATED / 713448108 07/17/13	10.0000	03/22/06	841.51	598.40	243.11	SALE
11/04/13	1.0000	03/22/06	84.27	59.84	24.43	SALE
PRAXAIR INC / 74005P104 11/04/13	3.0000	03/17/10	370.34	243.23	127.11	SALE
PROCTER & GAMBLE CO / 742718109 07/17/13	9.0000	03/22/06	722.57	534.96	187.61	SALE
11/04/13	1.0000	03/22/06	80.96	59.44	21.52	SALE
QUALCOMM INC / 747525103 11/04/13	5.0000	03/17/10	346.99	194.48	152.51	SALE
SANDISK CORPORATION / 80004C101 05/09/13	59.0000	12/31/10	3,332.26	2,923.29	408.97	SALE
10/14/13	48.0000	12/31/10	3,026.55	2,378.27	648.28	SALE
SEAGATE TECHNOLOGY PLC / G7945M107 05/09/13	165.0000	12/31/10	6,633.91	2,462.86	4,171.05	SALE
10/14/13	49.0000	12/31/10	2,312.49	731.40	1,581.09	SALE
STARZ SERIES A / 85571Q102 10/14/13	27.0000	12/31/10	781.41	203.22	578.19	SALE

THIS IS YOUR FORM 1099 (COPY B FOR RECIPIENT) - PLEASE RETAIN FOR TAX PREPARATION PURPOSES

The above is important tax information and is being furnished to the Internal Revenue Service (except as indicated). If you are required to file a return, a negligence penalty or other sanction may be imposed on you if the income is taxable and the IRS determines that it has not been reported.



ADVISORS

PANETH FAMILY CHARITABLE TR  
SAMUEL PANETH TTEE ET AL  
U/A DTD 01/01/2001  
1435 56TH STREET  
BROOKLYN NY 11219-4618

Your Financial Advisor :  
MITCHELL A FINE  
1211 AVENUE OF THE AMERICAS  
27TH FLOOR  
NEW YORK NY 10036  
(212) 205-2881

Payer:  
FIRST CLEARING, LLC  
2801 MARKET STREET  
SAINT LOUIS, MO 63103  
Payer ID #: 23-2384840

As of Date: 1/24/14

Account Number: 8872-8150

Your Federal Identification Number: 11-6415770

## Reportable Tax Information

LONG TERM GAINS/LOSSES (NONCOVERED)-BASIS NOT REPORTED TO THE IRS. REPORT ON FORM 8949 WITH BOX E CHECKED\*\* continued  
1099-B Proceeds from Broker and Barter Exchange Transactions for 2013 OMB NO. 1545-0715

8-Description / CUSIP 1a-Date of Sale or Exchange					1b-Date of Acquisition	2a-Sales Price*	3-Cost or Other Basis	Supplemental Information not reported to the IRS	
					1e-Quantity Sold			Gain or Loss Amount	Additional Information
TE CONNECTIVITY LTD / H84989104									
05/09/13					30.0000	12/31/10	1,340.90	1,055.31	285.59 SALE
10/14/13					47.0000	12/31/10	2,460.37	1,653.31	807.06 SALE
UNITEDHEALTH GROUP / 91324P102 INC									
10/14/13					73.0000	12/31/10	5,453.01	2,634.29	2,818.72 SALE
VERTEX PHARMACEUTICALS / 92532F100 INC									
05/09/13					117.0000	12/31/10	8,973.78	4,106.13	4,867.65 SALE
10/14/13					4.0000	12/31/10	293.99	140.38	153.61 SALE
WEATHERFORD / H27013103 INTERNATIONAL LTD REG									
05/09/13					355.0000	12/31/10	4,793.81	8,114.76	-3,320.95 SALE
10/14/13					213.0000	12/31/10	3,387.61	4,868.86	-1,481.25 SALE
TOTAL LONG TERM GAINS OR LOSSES FOR NONCOVERED SECURITIES							112,630.23	90,138.20	23,207.91

\*Box 2a. Sales price less commissions and option premiums

\*\*For noncovered securities, the following information is not reported to the IRS: COST OR OTHER BASIS (Box 3), DATE OF ACQUISITION (Box 1b), TYPE OF GAIN OR LOSS (Box 1c), WASH SALE LOSS AMOUNT DISALLOWED (Box 5).

THIS IS YOUR FORM 1099 (COPY B FOR RECIPIENT) - PLEASE RETAIN FOR TAX PREPARATION PURPOSES

The above is important tax information and is being furnished to the Internal Revenue Service (except as indicated). If you are required to file a return, a negligence penalty or other sanction may be imposed on you if the income is taxable and the IRS determines that it has not been reported.

001 / EN / ENMF