



See a Social Security Number? Say Something!
Report Privacy Problems to <https://public.resource.org/privacy>
Or call the IRS Identity Theft Hotline at 1-800-908-4490



Form

990-PF

Department of the Treasury
Internal Revenue Service

Return of Private Foundation

or Section 4947(a)(1) Trust Treated as Private Foundation

Do not enter Social Security numbers on this form as it may be made public. By law, the IRS cannot redact the information on the form.

Information about Form 990-PF and its instructions is at www.irs.gov/form990pf.




OMB No 1545-0052

2013

Open to Public Inspection

For calendar year 2013, or tax year beginning 01-01-2013 , and ending 12-31-2013

Name of foundation Boveri-Trackman Family Foundation Inc		A Employer identification number 04-3189191	
Number and street (or P O box number if mail is not delivered to street address) c/o Wilder and Shea One Hollis St R		B Telephone number (see instructions) (781) 235-3400	
City or town, state or province, country, and ZIP or foreign postal code Wellesley, MA 02482		C If exemption application is pending, check here <input type="checkbox"/>	
G Check all that apply <div><input type="checkbox"/> Initial return <input type="checkbox"/> Final return <input type="checkbox"/> Address change</div> <div><input type="checkbox"/> Initial return of a former public charity <input type="checkbox"/> Amended return <input type="checkbox"/> Name change</div>		D 1. Foreign organizations, check here <input type="checkbox"/> 2. Foreign organizations meeting the 85% test, check here and attach computation <input type="checkbox"/>	
H Check type of organization <input checked="" type="checkbox"/> Section 501(c)(3) exempt private foundation <input type="checkbox"/> Section 4947(a)(1) nonexempt charitable trust <input type="checkbox"/> Other taxable private foundation		E If private foundation status was terminated under section 507(b)(1)(A), check here <input type="checkbox"/>	
I Fair market value of all assets at end of year (from Part II, col. (c), line 16) <input checked="" type="checkbox"/> \$ 1,940,859	J Accounting method <input checked="" type="checkbox"/> Cash <input type="checkbox"/> Accrual <input type="checkbox"/> Other (specify) _____ (Part I, column (d) must be on cash basis.)	F If the foundation is in a 60-month termination under section 507(b)(1)(B), check here <input type="checkbox"/>	

Part I Analysis of Revenue and Expenses <small>(The total of amounts in columns (b), (c), and (d) may not necessarily equal the amounts in column (a) (see instructions))</small>		(a) Revenue and expenses per books	(b) Net investment income	(c) Adjusted net income	(d) Disbursements for charitable purposes (cash basis only)
Revenue	1 Contributions, gifts, grants, etc , received (attach schedule)				
	2 Check <input type="checkbox"/> if the foundation is not required to attach Sch B				
	3 Interest on savings and temporary cash investments				
	4 Dividends and interest from securities.	36,662	36,662		
	5a Gross rents				
	b Net rental income or (loss) _____				
	6a Net gain or (loss) from sale of assets not on line 10 	227,347			
	b Gross sales price for all assets on line 6a 1,097,628				
	7 Capital gain net income (from Part IV, line 2)		227,347		
	8 Net short-term capital gain				
	9 Income modifications				
	10a Gross sales less returns and allowances				
Operating and Administrative Expenses	b Less Cost of goods sold				
	c Gross profit or (loss) (attach schedule)				
	11 Other income (attach schedule)				
	12 Total. Add lines 1 through 11	264,009	264,009		
	13 Compensation of officers, directors, trustees, etc				
	14 Other employee salaries and wages				
	15 Pension plans, employee benefits				
	16a Legal fees (attach schedule) 	1,058	529		529
	b Accounting fees (attach schedule) 	10,026	5,013		5,013
	c Other professional fees (attach schedule)				
	17 Interest				
	18 Taxes (attach schedule) (see instructions) 	520	272		
	19 Depreciation (attach schedule) and depletion				
	20 Occupancy				
	21 Travel, conferences, and meetings				
	22 Printing and publications				
	23 Other expenses (attach schedule) 	3	3		
	24 Total operating and administrative expenses.				
	Add lines 13 through 23	11,607	5,817		5,542
	25 Contributions, gifts, grants paid	101,660			101,660
	26 Total expenses and disbursements. Add lines 24 and 25	113,267	5,817		107,202
	27 Subtract line 26 from line 12				
	a Excess of revenue over expenses and disbursements	150,742			
	b Net investment income (if negative, enter -0-)		258,192		
	c Adjusted net income (if negative, enter -0-)				

Part II Balance Sheets		Attached schedules and amounts in the description column should be for end-of-year amounts only (See instructions)	Beginning of year	End of year	
			(a) Book Value	(b) Book Value	(c) Fair Market Value
Assets	1	Cash—non-interest-bearing			
	2	Savings and temporary cash investments	70,147	265,037	265,037
	3	Accounts receivable ▶ _____ Less allowance for doubtful accounts ▶ _____			
	4	Pledges receivable ▶ _____ Less allowance for doubtful accounts ▶ _____			
	5	Grants receivable			
	6	Receivables due from officers, directors, trustees, and other disqualified persons (attach schedule) (see instructions)			
	7	Other notes and loans receivable (attach schedule) ▶ _____ Less allowance for doubtful accounts ▶ _____			
	8	Inventories for sale or use			
	9	Prepaid expenses and deferred charges			
	10a	Investments—U S and state government obligations (attach schedule)			
	b	Investments—corporate stock (attach schedule)	1,104,025	1,139,173	1,000,302
	c	Investments—corporate bonds (attach schedule).			
	11	Investments—land, buildings, and equipment basis ▶ _____ Less accumulated depreciation (attach schedule) ▶ _____			
	12	Investments—mortgage loans			
	13	Investments—other (attach schedule)	545,127	468,411	678,865
	14	Land, buildings, and equipment basis ▶ _____ Less accumulated depreciation (attach schedule) ▶ _____			
Liabilities	15	Other assets (describe ▶ _____)		-2,580	-3,345
	16	Total assets (to be completed by all filers—see the instructions Also, see page 1, item I)	1,719,299	1,870,041	1,940,859
	17	Accounts payable and accrued expenses			
	18	Grants payable			
	19	Deferred revenue			
	20	Loans from officers, directors, trustees, and other disqualified persons			
	21	Mortgages and other notes payable (attach schedule)			
	22	Other liabilities (describe ▶ _____)			
Net Assets or Fund Balances	23	Total liabilities (add lines 17 through 22)		0	
		Foundations that follow SFAS 117, check here ▶ <input type="checkbox"/> and complete lines 24 through 26 and lines 30 and 31.			
	24	Unrestricted			
	25	Temporarily restricted			
	26	Permanently restricted			
		Foundations that do not follow SFAS 117, check here ▶ <input type="checkbox"/> and complete lines 27 through 31.			
	27	Capital stock, trust principal, or current funds			
	28	Paid-in or capital surplus, or land, bldg , and equipment fund			
	29	Retained earnings, accumulated income, endowment, or other funds	1,719,299	1,870,041	
	30	Total net assets or fund balances (see page 17 of the instructions)	1,719,299	1,870,041	
	31	Total liabilities and net assets/fund balances (see page 17 of the instructions)	1,719,299	1,870,041	

Part III Analysis of Changes in Net Assets or Fund Balances

1	Total net assets or fund balances at beginning of year—Part II, column (a), line 30 (must agree with end-of-year figure reported on prior year’s return)	1	1,719,299
2	Enter amount from Part I, line 27a	2	150,742
3	Other increases not included in line 2 (itemize) ▶ _____	3	
4	Add lines 1, 2, and 3	4	1,870,041
5	Decreases not included in line 2 (itemize) ▶ _____	5	
6	Total net assets or fund balances at end of year (line 4 minus line 5)—Part II, column (b), line 30	6	1,870,041

Part IV Capital Gains and Losses for Tax on Investment Income

(a) List and describe the kind(s) of property sold (e g , real estate, 2-story brick warehouse, or common stock, 200 shs MLC Co)		(b) How acquired P—Purchase D—Donation	(c) Date acquired (mo , day, yr)	(d) Date sold (mo , day, yr)
1a	See Additional Data Table			
b				
c				
d				
e				

(e) Gross sales price	(f) Depreciation allowed (or allowable)	(g) Cost or other basis plus expense of sale	(h) Gain or (loss) (e) plus (f) minus (g)
a See Additional Data Table			
b			
c			
d			
e			

Complete only for assets showing gain in column (h) and owned by the foundation on 12/31/69			(l) Gains (Col (h) gain minus col (k), but not less than -0-) or Losses (from col (h))
(i) F M V as of 12/31/69	(j) Adjusted basis as of 12/31/69	(k) Excess of col (i) over col (j), if any	
a See Additional Data Table			
b			
c			
d			
e			

2	Capital gain net income or (net capital loss)	{ If gain, also enter in Part I, line 7 If (loss), enter -0- in Part I, line 7 }	2	227,347
3	Net short-term capital gain or (loss) as defined in sections 1222(5) and (6) If gain, also enter in Part I, line 8, column (c) (see instructions) If (loss), enter -0- in Part I, line 8		3	58,135

Part V Qualification Under Section 4940(e) for Reduced Tax on Net Investment Income

(For optional use by domestic private foundations subject to the section 4940(a) tax on net investment income)

If section 4940(d)(2) applies, leave this part blank

Was the foundation liable for the section 4942 tax on the distributable amount of any year in the base period? ☐ Yes ☒ No

If "Yes," the foundation does not qualify under section 4940(e) Do not complete this part

1 Enter the appropriate amount in each column for each year, see page 18 of the instructions before making any entries

(a) Base period years Calendar year (or tax year beginning in)	(b) Adjusted qualifying distributions	(c) Net value of noncharitable-use assets	(d) Distribution ratio (col (b) divided by col (c))
2012	116,947	1,584,213	000 073820
2011	76,015	1,601,125	000 047476
2010	68,168	1,552,987	000 043895
2009	36,177	1,358,939	000 026622
2008	24,114	447,633	000 053870

2	Total of line 1, column (d).	2	000 245683
3	Average distribution ratio for the 5-year base period—divide the total on line 2 by 5, or by the number of years the foundation has been in existence if less than 5 years	3	000 049137
4	Enter the net value of noncharitable-use assets for 2013 from Part X, line 5.	4	1,779,791
5	Multiply line 4 by line 3.	5	87,454
6	Enter 1% of net investment income (1% of Part I, line 27b).	6	2,582
7	Add lines 5 and 6.	7	90,036
8	Enter qualifying distributions from Part XII, line 4. If line 8 is equal to or greater than line 7, check the box in Part VI, line 1b, and complete that part using a 1% tax rate See the Part VI instructions	8	107,202

Part VI Excise Tax Based on Investment Income (Section 4940(a), 4940(b), 4940(e), or 4948—see page 18 of the instructions)		
1a Exempt operating foundations described in section 4940(d)(2), check here <input type="checkbox"/> and enter "N/A" on line 1		
Date of ruling or determination letter _____ (attach copy of letter if necessary—see instructions)		
b Domestic foundations that meet the section 4940(e) requirements in Part V, check here <input checked="" type="checkbox"/> and enter 1% of Part I, line 27b	1	2,582
c All other domestic foundations enter 2% of line 27b. Exempt foreign organizations enter 4% of Part I, line 12, col. (b)		
2 Tax under section 511 (domestic section 4947(a)(1) trusts and taxable foundations only. Others enter -0-)	2	
3 Add lines 1 and 2.	3	2,582
4 Subtitle A (income) tax (domestic section 4947(a)(1) trusts and taxable foundations only. Others enter -0-)	4	
5 Tax based on investment income. Subtract line 4 from line 3. If zero or less, enter -0-	5	2,582
6 Credits/Payments		
a 2013 estimated tax payments and 2012 overpayment credited to 2013	6a	1,400
b Exempt foreign organizations—tax withheld at source	6b	
c Tax paid with application for extension of time to file (Form 8868)	6c	3,188
d Backup withholding erroneously withheld	6d	
7 Total credits and payments. Add lines 6a through 6d.	7	4,588
8 Enter any penalty for underpayment of estimated tax. Check here <input type="checkbox"/> if Form 2220 is attached.	8	
9 Tax due. If the total of lines 5 and 8 is more than line 7, enter amount owed	9	
10 Overpayment. If line 7 is more than the total of lines 5 and 8, enter the amount overpaid	10	2,006
11 Enter the amount of line 10 to be Credited to 2014 estimated tax 2,006 Refunded	11	

Part VII-A Statements Regarding Activities

1a During the tax year, did the foundation attempt to influence any national, state, or local legislation or did it participate or intervene in any political campaign?	1a	Yes	No
b Did it spend more than \$100 during the year (either directly or indirectly) for political purposes (see page 19 of the instructions for definition)? <i>If the answer is "Yes" to 1a or 1b, attach a detailed description of the activities and copies of any materials published or distributed by the foundation in connection with the activities.</i>	1b		No
c Did the foundation file Form 1120-POL for this year?.	1c		No
d Enter the amount (if any) of tax on political expenditures (section 4955) imposed during the year: (1) On the foundation <input type="checkbox"/> \$ _____ (2) On foundation managers <input type="checkbox"/> \$ _____			
e Enter the reimbursement (if any) paid by the foundation during the year for political expenditure tax imposed on foundation managers <input type="checkbox"/> \$ _____			
2 Has the foundation engaged in any activities that have not previously been reported to the IRS? <i>If "Yes," attach a detailed description of the activities.</i>	2		No
3 Has the foundation made any changes, not previously reported to the IRS, in its governing instrument, articles of incorporation, or bylaws, or other similar instruments? <i>If "Yes," attach a conformed copy of the changes</i>	3		No
4a Did the foundation have unrelated business gross income of \$1,000 or more during the year?.	4a		No
b If "Yes," has it filed a tax return on Form 990-T for this year?.	4b		
5 Was there a liquidation, termination, dissolution, or substantial contraction during the year? <i>If "Yes," attach the statement required by General Instruction T.</i>	5		No
6 Are the requirements of section 508(e) (relating to sections 4941 through 4945) satisfied either: • By language in the governing instrument, or • By state legislation that effectively amends the governing instrument so that no mandatory directions that conflict with the state law remain in the governing instrument?	6	Yes	
7 Did the foundation have at least \$5,000 in assets at any time during the year? <i>If "Yes," complete Part II, col. (c), and Part XV.</i>	7	Yes	
8a Enter the states to which the foundation reports or with which it is registered (see instructions) <input checked="" type="checkbox"/> MA _____			
b If the answer is "Yes" to line 7, has the foundation furnished a copy of Form 990-PF to the Attorney General (or designate) of each state as required by General Instruction G? <i>If "No," attach explanation.</i>	8b	Yes	
9 Is the foundation claiming status as a private operating foundation within the meaning of section 4942(j)(3) or 4942(j)(5) for calendar year 2013 or the taxable year beginning in 2013 (see instructions for Part XIV)? <i>If "Yes," complete Part XIV</i>	9		No
10 Did any persons become substantial contributors during the tax year? <i>If "Yes," attach a schedule listing their names and addresses.</i>	10		No

Part VII-A

Statements Regarding Activities *(continued)*

11	At any time during the year, did the foundation, directly or indirectly, own a controlled entity within the meaning of section 512(b)(13)? If "Yes," attach schedule (see instructions).	11		No
12	Did the foundation make a distribution to a donor advised fund over which the foundation or a disqualified person had advisory privileges? If "Yes," attach statement (see instructions)	12		No
13	Did the foundation comply with the public inspection requirements for its annual returns and exemption application?	13	Yes	
Website address N/A				
14	The books are in care of Wilder & Shea Telephone no (617) 235-3400 Located at 1 Hollis St Wellesley MA ZIP+4 02181			
15	Section 4947(a)(1) nonexempt charitable trusts filing Form 990-PF in lieu of Form 1041 —Check here and enter the amount of tax-exempt interest received or accrued during the year.	15		
16	At any time during calendar year 2013, did the foundation have an interest in or a signature or other authority over a bank, securities, or other financial account in a foreign country?	16	Yes	No
See instructions for exceptions and filing requirements for Form TD F 90-22.1 If "Yes", enter the name of the foreign country				

Part VII-B

Statements Regarding Activities for Which Form 4720 May Be Required

File Form 4720 if any item is checked in the "Yes" column, unless an exception applies.			Yes	No
1a	During the year did the foundation (either directly or indirectly) (1) Engage in the sale or exchange, or leasing of property with a disqualified person? <input type="checkbox"/> Yes <input checked="" type="checkbox"/> No (2) Borrow money from, lend money to, or otherwise extend credit to (or accept it from) a disqualified person?. <input type="checkbox"/> Yes <input checked="" type="checkbox"/> No (3) Furnish goods, services, or facilities to (or accept them from) a disqualified person? <input type="checkbox"/> Yes <input checked="" type="checkbox"/> No (4) Pay compensation to, or pay or reimburse the expenses of, a disqualified person? <input type="checkbox"/> Yes <input checked="" type="checkbox"/> No (5) Transfer any income or assets to a disqualified person (or make any of either available for the benefit or use of a disqualified person)?. <input type="checkbox"/> Yes <input checked="" type="checkbox"/> No (6) Agree to pay money or property to a government official? (Exception. Check "No" if the foundation agreed to make a grant to or to employ the official for a period after termination of government service, if terminating within 90 days). <input type="checkbox"/> Yes <input checked="" type="checkbox"/> No			
b	If any answer is "Yes" to 1a(1)–(6), did any of the acts fail to qualify under the exceptions described in Regulations section 53.4941(d)-3 or in a current notice regarding disaster assistance (see page 20 of the instructions)?. Organizations relying on a current notice regarding disaster assistance check here. <input checked="" type="checkbox"/>	1b		
c	Did the foundation engage in a prior year in any of the acts described in 1a, other than excepted acts, that were not corrected before the first day of the tax year beginning in 2013?. <input type="checkbox"/>	1c		No
2	Taxes on failure to distribute income (section 4942) (does not apply for years the foundation was a private operating foundation defined in section 4942(j)(3) or 4942(j)(5))			
a	At the end of tax year 2013, did the foundation have any undistributed income (lines 6d and 6e, Part XIII) for tax year(s) beginning before 2013?. If "Yes," list the years 20____, 20____, 20____, 20____ <input type="checkbox"/> Yes <input checked="" type="checkbox"/> No			
b	Are there any years listed in 2a for which the foundation is not applying the provisions of section 4942(a)(2) (relating to incorrect valuation of assets) to the year's undistributed income? (If applying section 4942(a)(2) to all years listed, answer "No" and attach statement—see instructions).	2b		
c	If the provisions of section 4942(a)(2) are being applied to any of the years listed in 2a, list the years here 20____, 20____, 20____, 20____			
3a	Did the foundation hold more than a 2% direct or indirect interest in any business enterprise at any time during the year?. <input type="checkbox"/> Yes <input checked="" type="checkbox"/> No			
b	If "Yes," did it have excess business holdings in 2013 as a result of (1) any purchase by the foundation or disqualified persons after May 26, 1969, (2) the lapse of the 5-year period (or longer period approved by the Commissioner under section 4943(c)(7)) to dispose of holdings acquired by gift or bequest, or (3) the lapse of the 10-, 15-, or 20-year first phase holding period? (Use Schedule C, Form 4720, to determine if the foundation had excess business holdings in 2013.).	3b		
4a	Did the foundation invest during the year any amount in a manner that would jeopardize its charitable purposes?	4a		No
b	Did the foundation make any investment in a prior year (but after December 31, 1969) that could jeopardize its charitable purpose that had not been removed from jeopardy before the first day of the tax year beginning in 2013?	4b		No

Part VII-B

Statements Regarding Activities for Which Form 4720 May Be Required (continued)

5a During the year did the foundation pay or incur any amount to				
(1) Carry on propaganda, or otherwise attempt to influence legislation (section 4945(e))?		<input type="checkbox"/> Yes	<input checked="" type="checkbox"/> No	
(2) Influence the outcome of any specific public election (see section 4955), or to carry on, directly or indirectly, any voter registration drive?		<input type="checkbox"/> Yes	<input checked="" type="checkbox"/> No	
(3) Provide a grant to an individual for travel, study, or other similar purposes?		<input type="checkbox"/> Yes	<input checked="" type="checkbox"/> No	
(4) Provide a grant to an organization other than a charitable, etc , organization described in section 509(a)(1), (2), or (3), or section 4940(d)(2)? (see instructions).		<input type="checkbox"/> Yes	<input checked="" type="checkbox"/> No	
(5) Provide for any purpose other than religious, charitable, scientific, literary, or educational purposes, or for the prevention of cruelty to children or animals?		<input type="checkbox"/> Yes	<input checked="" type="checkbox"/> No	
b If any answer is "Yes" to 5a(1)–(5), did any of the transactions fail to qualify under the exceptions described in Regulations section 53.4945 or in a current notice regarding disaster assistance (see instructions)?		5b		
Organizations relying on a current notice regarding disaster assistance check here.				<input type="checkbox"/>
c If the answer is "Yes" to question 5a(4), does the foundation claim exemption from the tax because it maintained expenditure responsibility for the grant?				<input type="checkbox"/> Yes <input type="checkbox"/> No
If "Yes," attach the statement required by Regulations section 53.4945–5(d).				
6a Did the foundation, during the year, receive any funds, directly or indirectly, to pay premiums on a personal benefit contract?				<input type="checkbox"/> Yes <input type="checkbox"/> No
b Did the foundation, during the year, pay premiums, directly or indirectly, on a personal benefit contract?		6b		No
If "Yes" to 6b, file Form 8870.				
7a At any time during the tax year, was the foundation a party to a prohibited tax shelter transaction?				<input type="checkbox"/> Yes <input checked="" type="checkbox"/> No
b If yes, did the foundation receive any proceeds or have any net income attributable to the transaction?		7b		

Part VIII

Information About Officers, Directors, Trustees, Foundation Managers, Highly Paid Employees, and Contractors

1 List all officers, directors, trustees, foundation managers and their compensation (see instructions).				
(a) Name and address	(b) Title, and average hours per week devoted to position	(c) Compensation (If not paid, enter -0-)	(d) Contributions to employee benefit plans and deferred compensation	(e) Expense account, other allowances
Philip Trackman	President, Director	0		
12 Ash St Cambridge, MA 02138	000 00			
Kathleen Fowler	Treasurer, Director,	0		
586 Main St PO Box 2038 Dennis, MA 02638	Asst Clerk 000 00			
Leslie B Shea	Clerk, Director	0		
1 Hollis St Ste 410 Wellesley, MA 02482	000 00			
Stephen Trackman	Director	0		
124 Delissa Ct Stateline, NV 89449	000 00			
2 Compensation of five highest-paid employees (other than those included on line 1—see instructions). If none, enter "NONE."				
(a) Name and address of each employee paid more than \$50,000	(b) Title, and average hours per week devoted to position	(c) Compensation	(d) Contributions to employee benefit plans and deferred compensation	(e) Expense account, other allowances
Total number of other employees paid over \$50,000.				

Part VIII Information About Officers, Directors, Trustees, Foundation Managers, Highly Paid Employees, and Contractors *(continued)*

3 Five highest-paid independent contractors for professional services (see instructions). If none, enter "NONE".		
(a) Name and address of each person paid more than \$50,000	(b) Type of service	(c) Compensation
Total number of others receiving over \$50,000 for professional services.		

Part IX-A Summary of Direct Charitable Activities

List the foundation's four largest direct charitable activities during the tax year. Include relevant statistical information such as the number of organizations and other beneficiaries served, conferences convened, research papers produced, etc.	Expenses
1 Not applicable	0
2	
3	
4	

Part IX-B Summary of Program-Related Investments (see instructions)

Describe the two largest program-related investments made by the foundation during the tax year on lines 1 and 2	Amount
1 Not applicable	
2	
All other program-related investments. See page 24 of the instructions.	
3	
Total. Add lines 1 through 3	

Part X

Minimum Investment Return (All domestic foundations must complete this part. Foreign foundations, see instructions.)

1	Fair market value of assets not used (or held for use) directly in carrying out charitable, etc , purposes		
a	Average monthly fair market value of securities.	1a	1,605,826
b	Average of monthly cash balances.	1b	200,218
c	Fair market value of all other assets (see instructions).	1c	850
d	Total (add lines 1a, b, and c).	1d	1,806,894
e	Reduction claimed for blockage or other factors reported on lines 1a and 1c (attach detailed explanation).	1e	
2	Acquisition indebtedness applicable to line 1 assets.	2	
3	Subtract line 2 from line 1d.	3	1,806,894
4	Cash deemed held for charitable activities Enter 1 1/2% of line 3 (for greater amount, see instructions)	4	27,103
5	Net value of noncharitable-use assets. Subtract line 4 from line 3 Enter here and on Part V, line 4	5	1,779,791
6	Minimum investment return. Enter 5% of line 5.	6	88,990

Part XI

Distributable Amount (see instructions) (Section 4942(j)(3) and (j)(5) private operating foundations and certain foreign organizations check here and do not complete this part.)

1	Minimum investment return from Part X, line 6.	1	88,990
2a	Tax on investment income for 2013 from Part VI, line 5.	2a	2,582
b	Income tax for 2013 (This does not include the tax from Part VI).	2b	
c	Add lines 2a and 2b.	2c	2,582
3	Distributable amount before adjustments Subtract line 2c from line 1.	3	86,408
4	Recoveries of amounts treated as qualifying distributions.	4	
5	Add lines 3 and 4.	5	86,408
6	Deduction from distributable amount (see instructions).	6	
7	Distributable amount as adjusted Subtract line 6 from line 5 Enter here and on Part XIII, line 1.	7	86,408

Part XII

Qualifying Distributions (see instructions)

1	Amounts paid (including administrative expenses) to accomplish charitable, etc , purposes		
a	Expenses, contributions, gifts, etc —total from Part I, column (d), line 26 .	1a	107,202
b	Program-related investments—total from Part IX-B.	1b	
2	Amounts paid to acquire assets used (or held for use) directly in carrying out charitable, etc , purposes.	2	
3	Amounts set aside for specific charitable projects that satisfy the		
a	Suitability test (prior IRS approval required).	3a	
b	Cash distribution test (attach the required schedule).	3b	
4	Qualifying distributions. Add lines 1a through 3b Enter here and on Part V, line 8, and Part XIII, line 4	4	107,202
5	Foundations that qualify under section 4940(e) for the reduced rate of tax on net investment income Enter 1% of Part I, line 27b (see instructions).	5	2,582
6	Adjusted qualifying distributions. Subtract line 5 from line 4.	6	104,620
Note: The amount on line 6 will be used in Part V, column (b), in subsequent years when calculating whether the foundation qualifies for the section 4940(e) reduction of tax in those years			

Part XIII

Undistributed Income (see instructions)

	(a) Corpus	(b) Years prior to 2012	(c) 2012	(d) 2013
1 Distributable amount for 2013 from Part XI, line 7				86,408
2 Undistributed income, if any, as of the end of 2013				
a Enter amount for 2012 only.				
b Total for prior years 20____, 20____, 20____				
3 Excess distributions carryover, if any, to 2013				
a From 2008.				
b From 2009.				
c From 2010.				
d From 2011.				
e From 2012.	38,252			
f Total of lines 3a through e.	38,252			
4 Qualifying distributions for 2013 from Part XII, line 4 ▶ \$ 107,202				
a Applied to 2012, but not more than line 2a				
b Applied to undistributed income of prior years (Election required—see instructions).				
c Treated as distributions out of corpus (Election required—see instructions).				
d Applied to 2013 distributable amount.				86,408
e Remaining amount distributed out of corpus	20,794			
5 Excess distributions carryover applied to 2013 (If an amount appears in column (d), the same amount must be shown in column (a).)				
6 Enter the net total of each column as indicated below:				
a Corpus Add lines 3f, 4c, and 4e Subtract line 5	59,046			
b Prior years' undistributed income Subtract line 4b from line 2b.				
c Enter the amount of prior years' undistributed income for which a notice of deficiency has been issued, or on which the section 4942(a) tax has been previously assessed.				
d Subtract line 6c from line 6b Taxable amount—see instructions				
e Undistributed income for 2012 Subtract line 4a from line 2a Taxable amount—see instructions				
f Undistributed income for 2013 Subtract lines 4d and 5 from line 1 This amount must be distributed in 2014				0
7 Amounts treated as distributions out of corpus to satisfy requirements imposed by section 170(b)(1)(F) or 4942(g)(3) (see instructions).				
8 Excess distributions carryover from 2008 not applied on line 5 or line 7 (see instructions). . . .				
9 Excess distributions carryover to 2014. Subtract lines 7 and 8 from line 6a	59,046			
10 Analysis of line 9				
a Excess from 2009. . . .				
b Excess from 2010. . . .				
c Excess from 2011. . . .				
d Excess from 2012. . . .	38,252			
e Excess from 2013. . . .	20,794			

Part XIVPrivate Operating Foundations (see instructions and Part VII-A, question 9)

1a

If the foundation has received a ruling or determination letter that it is a private operating foundation, and the ruling is effective for 2013, enter the date of the ruling.

b

Check box to indicate whether the organization is a private operating foundation described in section 4942(j)(3) or 4942(j)(5)

☐ 4942(j)(3) or ☐ 4942(j)(5)

2a

Enter the lesser of the adjusted net income from Part I or the minimum investment return from Part X for each year listed

Tax year	Prior 3 years				(e) Total
(a) 2013	(b) 2012	(c) 2011	(d) 2010		
b 85% of line 2a					
c Qualifying distributions from Part XII, line 4 for each year listed					
d Amounts included in line 2c not used directly for active conduct of exempt activities					
e Qualifying distributions made directly for active conduct of exempt activities. Subtract line 2d from line 2c					
3 Complete 3a, b, or c for the alternative test relied upon					
a "Assets" alternative test—enter					
(1) Value of all assets					
(2) Value of assets qualifying under section 4942(j)(3)(B)(i)					
b "Endowment" alternative test— enter 2/3 of minimum investment return shown in Part X, line 6 for each year listed.					
c "Support" alternative test—enter					
(1) Total support other than gross investment income (interest, dividends, rents, payments on securities loans (section 512(a)(5)), or royalties)					
(2) Support from general public and 5 or more exempt organizations as provided in section 4942(j)(3)(B)(iii).					
(3) Largest amount of support from an exempt organization					
(4) Gross investment income					

Part XVSupplementary Information (Complete this part only if the organization had \$5,000 or more in assets at any time during the year—see instructions.)

1

Information Regarding Foundation Managers:

a

List any managers of the foundation who have contributed more than 2% of the total contributions received by the foundation before the close of any tax year (but only if they have contributed more than \$5,000) (See section 507(d)(2))

Philip Trackman

b

List any managers of the foundation who own 10% or more of the stock of a corporation (or an equally large portion of the ownership of a partnership or other entity) of which the foundation has a 10% or greater interest

None

2

Information Regarding Contribution, Grant, Gift, Loan, Scholarship, etc., Programs:

Check here ☒ if the foundation only makes contributions to preselected charitable organizations and does not accept unsolicited requests for funds. If the foundation makes gifts, grants, etc. (see instructions) to individuals or organizations under other conditions, complete items 2a, b, c, and d

a

The name, address, and telephone number of the person to whom applications should be addressed

b

The form in which applications should be submitted and information and materials they should include

c

Any submission deadlines

d

Any restrictions or limitations on awards, such as by geographical areas, charitable fields, kinds of institutions, or other factors

Form 990-PF (2013)

Part XV

Supplementary Information (continued)

3 Grants and Contributions Paid During the Year or Approved for Future Payment

Recipient	If recipient is an individual, show any relationship to any foundation manager or substantial contributor	Foundation status of recipient	Purpose of grant or contribution	Amount
Name and address (home or business)				
a Paid during the year See Additional Data Table				
Total			3a	101,660
b Approved for future payment				
Total			3b	

Enter gross amounts unless otherwise indicated

Part XVI-B Relationship of Activities to the Accomplishment of Exempt Purposes

[illegible]

Form 990PF Part IV - Capital Gains and Losses for Tax on Investment Income - Columns a - d

(a) List and describe the kind(s) of property sold (e g , real estate, 2-story brick warehouse, or common stock, 200 shs MLC Co)	(b) How acquired P—Purchase D—Donation	(c) Date acquired (mo , day, yr)	(d) Date sold (mo , day, yr)
Bank of America	P	2012-01-25	2013-01-18
Bank of America	P	2012-08-02	2013-01-18
Blackrock Build America	P	2010-10-08	2013-02-15
Blackrock Build America	P	2010-10-08	2013-02-15
Blackrock Build America	P	2010-11-05	2013-02-15
Blackrock Build America	P	2010-11-05	2013-02-15
Blackrock Build America	P	2010-11-05	2013-02-15
Blackrock Build America	P	2010-11-05	2013-02-15
Blackrock Build America	P	2010-11-08	2013-02-15
Caesars Entertainment	P	2012-09-18	2013-08-13
Caesars Entertainment	P	2012-04-25	2013-08-13
Caesars Entertainment	P	2012-04-30	2013-08-13
Caesars Entertainment	P	2012-07-20	2013-08-13
Caesars Entertainment	P	2012-07-25	2013-08-13
Caesars Entertainment	P	2012-09-18	2013-08-16
Call Altria Group	P	2013-09-13	2013-10-18
Call Caesars	P	2013-02-07	2013-06-21
Call Cisco Systems	P	2013-03-18	2013-03-18
Call Cisco Systems	P	2013-03-18	2013-03-18
Call Cisco Systems	P	2013-03-18	2013-03-18
Call Cisco Systems	P	2013-03-18	2013-03-18
Call Cisco Systems	P	2013-03-18	2013-03-18
Call Cisco Systems	P	2013-03-25	2013-03-25
Call Coca Cola	P	2013-01-29	2013-01-29
Call Coca Cola	P	2013-01-29	2013-01-29
Call Coca Cola	P	2013-06-13	2013-06-21
Call Coca Cola	P	2013-06-13	2013-06-21
Call Coca Cola	P	2013-06-13	2013-06-21
Call Coca Cola	P	2013-03-14	2013-08-16

Form 990PF Part IV - Capital Gains and Losses for Tax on Investment Income - Columns a - d

(a) List and describe the kind(s) of property sold (e g , real estate, 2-story brick warehouse, or common stock, 200 shs MLC Co)	(b) How acquired P—Purchase D—Donation	(c) Date acquired (mo , day, yr)	(d) Date sold (mo , day, yr)
Call Coca Cola	P	2013-09-04	2013-10-18
Call Coca Cola	P	2013-10-21	2013-12-20
Call Dupont Demour	P	2012-11-30	2013-01-19
Call Ford Motor	P	2013-01-17	2013-01-17
Call Ford Motor	P	2013-01-22	2013-01-22
Call Ford Motor	P	2013-01-30	2013-03-16
Call Ford Motor	P	2013-12-09	2013-12-20
Call General Electric	P	2012-10-19	2013-01-19
Call General Electric	P	2013-01-28	2013-06-21
Call General Electric	P	2013-01-28	2013-06-21
Call General Electric	P	2013-07-23	2013-09-20
Call Halliburton	P	2012-11-19	2013-04-20
Call Halliburton	P	2013-04-22	2013-06-21
Call Halliburton	P	2013-06-25	2013-06-28
Call MSCI Shares Japan	P	2012-02-02	2013-01-19
Call MSCI Shares Japan	P	2013-06-21	2013-06-21
Call MSCI Shares Japan	P	2013-06-21	2013-09-20
Call McDonalds	P	2013-01-03	2013-02-16
Call McDonalds	P	2013-01-04	2013-02-16
Call McDonalds	P	2013-04-22	2013-04-22
Call McDonalds	P	2013-04-22	2013-04-22
Call McDonalds	P	2013-04-22	2013-04-22
Call McDonalds	P	2013-04-22	2013-04-22
Call McDonalds	P	2013-04-25	2013-05-18
Call McDonalds	P	2013-06-04	2013-06-21
Call McDonalds	P	2013-06-26	2013-08-16
Call McDonalds	P	2013-09-06	2013-10-18
Call Occidental Pete	P	2013-03-26	2013-04-20
Call Powershares	P	2013-01-08	2013-03-28
Call Powershares	P	2013-01-08	2013-03-28

Form 990PF Part IV - Capital Gains and Losses for Tax on Investment Income - Columns a - d

(a) List and describe the kind(s) of property sold (e g , real estate, 2-story brick warehouse, or common stock, 200 shs MLC Co)	(b) How acquired P—Purchase D—Donation	(c) Date acquired (mo , day, yr)	(d) Date sold (mo , day, yr)
Call Powershares	P	2013-01-08	2013-03-28
Call Powershares	P	2013-01-08	2013-03-28
Call Powershares	P	2013-08-19	2013-08-19
Call Powershares	P	2013-08-19	2013-08-19
Call Powershares	P	2013-08-19	2013-08-19
Call Powershares	P	2013-08-19	2013-08-19
Call Rackspace	P	2013-05-06	2013-05-18
Call Rackspace	P	2013-07-12	2013-08-16
Call Rackspace	P	2013-08-19	2013-10-18
Call Rackspace	P	2013-08-19	2013-10-18
Call Rackspace	P	2013-10-21	2013-11-15
Call Range Resources	P	2013-05-28	2013-07-19
Call Range Resources	P	2013-07-22	2013-08-16
Call Range Resources	P	2013-08-19	2013-09-20
Call Range Resources	P	2013-10-28	2013-10-28
Call Range Resources	P	2013-10-25	2013-01-15
Call Schlumberger	P	2013-07-22	2013-08-16
Call Sect SPDR Fincl Funds	P	2013-01-10	2013-01-10
Call Sect SPDR Fincl Funds	P	2013-01-10	2013-01-10
Call Sect SPDR Fincl Funds	P	2013-01-10	2013-01-10
Call Sect SPDR Fincl Funds	P	2013-01-17	2013-01-17
Call Sect SPDR Fincl Funds	P	2013-01-17	2013-01-17
Call Skyworks	P	2013-01-02	2013-05-18
Call Skyworks	P	2013-07-02	2013-01-15
Call Skyworks	P	2013-07-02	2013-01-15
Call Skyworks	P	2013-07-02	2013-01-15
Call Skyworks	P	2013-07-02	2013-01-15
Call SPDR SP 500	P	2013-07-30	2013-08-23
Call SPDR SP 500	P	2013-07-30	2013-08-23
Call Transocean	P	2013-09-11	2013-10-18

Form 990PF Part IV - Capital Gains and Losses for Tax on Investment Income - Columns a - d

(a) List and describe the kind(s) of property sold (e g , real estate, 2-story brick warehouse, or common stock, 200 shs MLC Co)	(b) How acquired P—Purchase D—Donation	(c) Date acquired (mo , day, yr)	(d) Date sold (mo , day, yr)
Call UBS	P	2013-01-15	2013-01-15
Call UBS	P	2013-03-13	2013-03-13
Call US Steel	P	2013-05-30	2013-07-19
Call US Steel	P	2013-05-30	2013-07-19
Call US Steel	P	2013-07-24	2013-08-16
Call US Steel	P	2013-07-24	2013-08-16
Call US Steel	P	2013-07-24	2013-08-16
Call US Steel	P	2013-08-20	2013-09-20
Call US Steel	P	2013-08-20	2013-09-20
Call US Steel	P	2013-08-20	2013-09-20
Call US Steel	P	2013-08-20	2013-09-20
Call US Steel	P	2013-08-20	2013-09-20
Call US Steel	P	2013-11-22	2013-12-20
Call US Steel	P	2013-11-22	2013-12-20
Call US Steel	P	2013-11-22	2013-12-20
Cisco Systems	P	2011-04-18	2013-05-17
Cisco Systems	P	2011-04-25	2013-05-17
Cisco Systems	P	2011-05-26	2013-05-17
Cisco Systems	P	2011-07-07	2013-05-17
Coca Cola	P	2011-01-07	2013-05-17
Coca Cola	P	2011-01-14	2013-05-17
Direxion	P	2013-08-20	2013-09-19
Du Pont E I De Nemour	P	2012-10-09	2013-07-19
Du Pont E I De Nemour	P	2012-10-17	2013-07-19
Du Pont E I De Nemour	P	2012-11-08	2013-07-19
Du Pont E I De Nemour	P	2012-11-30	2013-07-19
Du Pont E I De Nemour	P	2013-01-28	2013-07-22
Exxon Mobil	P	2013-09-12	2013-11-06
Exxon Mobil	P	2013-09-12	2013-11-06
Exxon Mobil	P	2013-09-23	2013-11-06

Form 990PF Part IV - Capital Gains and Losses for Tax on Investment Income - Columns a - d

(a) List and describe the kind(s) of property sold (e g , real estate, 2-story brick warehouse, or common stock, 200 shs MLC Co)	(b) How acquired P—Purchase D—Donation	(c) Date acquired (mo , day, yr)	(d) Date sold (mo , day, yr)
Exxon Mobil	P	2013-09-25	2013-11-06
Exxon Mobil	P	2013-09-26	2013-11-06
Ford Motor	P	2011-12-21	2013-07-19
Ford Motor	P	2011-12-21	2013-07-19
Ford Motor	P	2012-04-23	2013-07-19
Ford Motor	P	2012-04-30	2013-07-19
General Electric	P	2009-09-03	2013-11-15
General Electric	P	2009-09-24	2013-11-15
General Electric	P	2009-10-02	2013-11-15
Halliburton	P	2011-01-04	2013-07-19
Halliburton	P	2011-01-06	2013-07-19
Halliburton	P	2011-12-12	2013-07-19
Halliburton	P	2012-03-16	2013-07-19
Hess	P	2012-03-02	2013-02-15
Hess	P	2012-03-06	2013-02-15
Hess	P	2012-03-09	2013-02-15
Hess	P	2012-03-12	2013-02-15
Hess	P	2012-03-22	2013-02-15
Hess	P	2012-04-17	2013-02-15
Hess	P	2012-04-25	2013-02-15
McDonalds	P	2011-01-04	2013-07-19
McDonalds	P	2012-04-16	2013-07-19
McDonalds	P	2012-04-25	2013-07-19
McDonalds	P	2012-05-15	2013-07-19
McDonalds	P	2012-05-18	2013-07-19
McDonalds	P	2012-06-04	2013-07-19
Novartis	P	2011-03-14	2013-07-19
Novartis	P	2011-03-17	2013-07-19
Occidental Pete	P	2013-03-25	2013-05-17
Occidental Pete	P	2013-03-25	2013-05-17

Form 990PF Part IV - Capital Gains and Losses for Tax on Investment Income - Columns a - d

(a) List and describe the kind(s) of property sold (e g , real estate, 2-story brick warehouse, or common stock, 200 shs MLC Co)	(b) How acquired P—Purchase D—Donation	(c) Date acquired (mo , day, yr)	(d) Date sold (mo , day, yr)
Occidental Pete	P	2013-03-26	2013-05-17
Occidental Pete	P	2013-04-19	2013-05-17
Powershared Q Q Q Trust	P	2010-02-09	2013-11-15
Powershared Q Q Q Trust	P	2011-08-19	2013-11-15
Powershared Q Q Q Trust	P	2012-05-24	2013-11-15
Powershared Q Q Q Trust	P	2012-05-24	2013-11-15
Range Resources	P	2011-04-29	2013-03-15
Range Resources	P	2011-06-15	2013-03-15
Range Resources	P	2011-12-12	2013-03-15
Range Resources	P	2011-12-15	2013-03-15
Range Resources	P	2012-01-09	2013-03-15
Range Resources	P	2012-01-09	2013-03-15
Range Resources	P	2013-04-15	2013-12-20
Range Resources	P	2013-04-16	2013-12-20
Range Resources	P	2013-04-16	2013-12-20
Range Resources	P	2013-04-17	2013-12-20
Range Resources	P	2013-05-28	2013-12-20
Schlumberger	P	2013-03-27	2013-09-20
Schlumberger	P	2013-04-19	2013-09-20
Schlumberger	P	2013-05-31	2013-09-20
Schlumberger	P	2013-07-22	2013-09-20
Sector SPDR	P	2009-03-24	2013-06-18
Sector SPDR	P	2009-03-24	2013-06-20
Sector SPDR	P	2009-04-02	2013-06-20
Sector SPDR	P	2010-08-11	2013-06-20
Sector SPDR	P	2010-11-22	2013-06-20
Sector SPDR	P	2011-03-16	2013-06-20
Sector SPDR	P	2011-06-15	2013-06-20
Sector SPDR	P	2011-08-11	2013-06-20
Sector SPDR	P	2012-04-30	2013-09-19

Form 990PF Part IV - Capital Gains and Losses for Tax on Investment Income - Columns a - d

(a) List and describe the kind(s) of property sold (e g , real estate, 2-story brick warehouse, or common stock, 200 shs MLC Co)	(b) How acquired P—Purchase D—Donation	(c) Date acquired (mo , day, yr)	(d) Date sold (mo , day, yr)
SPDR Dow Jones	P	2009-01-14	2013-03-14
SPDR Dow Jones	P	2009-02-03	2013-03-14
SPDR Dow Jones	P	2009-02-11	2013-03-14
SPDR Dow Jones	P	2009-02-19	2013-03-14

Form 990PF Part IV - Capital Gains and Losses for Tax on Investment Income - Columns e - h

(e) Gross sales price	(f) Depreciation allowed (or allowable)	(g) Cost or other basis plus expense of sale	(h) Gain or (loss) (e) plus (f) minus (g)
15,552		11,017	4,535
5,184		3,569	1,615
4,488		3,994	494
17,991		15,975	2,016
2,244		1,974	270
2,244		1,974	270
2,244		1,974	270
4,488		3,948	540
11,221		9,844	1,377
1,542		713	829
3,084		2,485	599
4,627		4,272	355
1,542		897	645
1,542		830	712
3,078		1,426	1,652
137			137
633			633
20		84	-64
20		84	-64
20		84	-64
20		84	-64
41		167	-126
81		335	-254
632		287	345
47		19	28
187		77	110
40			40
40			40
323			323
193			193

Form 990PF Part IV - Capital Gains and Losses for Tax on Investment Income - Columns e - h

(e) Gross sales price	(f) Depreciation allowed (or allowable)	(g) Cost or other basis plus expense of sale	(h) Gain or (loss) (e) plus (f) minus (g)
93			93
133			133
103			103
83		1,707	-1,624
652		567	85
113			113
103			103
163			163
37			37
56			56
62			62
283			283
393			393
123			123
1,128			1,128
428		413	15
1,617			1,617
313			313
383			383
10		22	-12
10		22	-12
31		65	-34
52		108	-56
203			203
672			672
303			303
543			543
247			247
85			85
43			43

Form 990PF Part IV - Capital Gains and Losses for Tax on Investment Income - Columns e - h

(e) Gross sales price	(f) Depreciation allowed (or allowable)	(g) Cost or other basis plus expense of sale	(h) Gain or (loss) (e) plus (f) minus (g)
21			21
64			64
33		59	-26
33		59	-26
33		59	-26
67		117	-50
462			462
226			226
272			272
272			272
612			612
2,233			2,233
1,133			1,133
587			587
687		288	399
833			833
203			203
13		21	-8
53		83	-30
67		103	-36
137		223	-86
206		334	-128
533			533
57			57
57			57
57			57
115			115
195			195
391			391
162			162

Form 990PF Part IV - Capital Gains and Losses for Tax on Investment Income - Columns e - h

(e) Gross sales price	(f) Depreciation allowed (or allowable)	(g) Cost or other basis plus expense of sale	(h) Gain or (loss) (e) plus (f) minus (g)
2,581		6,053	-3,472
4,256		403	3,853
47			47
425			425
76			76
115			115
153			153
12			12
12			12
25			25
25			25
49			49
27			27
53			53
53			53
4,315		3,337	978
6,472		5,142	1,330
4,315		3,269	1,046
6,472		4,779	1,693
16,053		12,543	3,510
24,080		18,930	5,150
14,440		13,749	691
10,555		9,929	626
15,832		14,907	925
5,277		4,341	936
21,109		17,305	3,804
11,431		9,619	1,812
181		176	5
17,890		17,470	420
9,036		8,837	199

Form 990PF Part IV - Capital Gains and Losses for Tax on Investment Income - Columns e - h

(e) Gross sales price	(f) Depreciation allowed (or allowable)	(g) Cost or other basis plus expense of sale	(h) Gain or (loss) (e) plus (f) minus (g)
9,036		8,709	327
9,036		8,708	328
3,100		2,191	909
4,462		3,153	1,309
3,025		2,285	740
4,537		3,373	1,164
5,039		2,689	2,350
5,039		3,325	1,714
2,520		1,559	961
13,294		11,883	1,411
8,863		7,585	1,278
8,863		6,451	2,412
13,294		10,185	3,109
6,270		6,533	-263
6,270		6,365	-95
12,541		12,673	-132
6,270		6,227	43
12,541		11,871	670
6,270		5,584	686
12,541		10,111	2,430
10,081		7,482	2,599
10,081		9,674	407
10,081		9,508	573
20,163		18,299	1,864
30,244		27,009	3,235
20,163		17,325	2,838
14,581		10,819	3,762
21,872		16,125	5,747
428		390	38
25,252		22,983	2,269

Form 990PF Part IV - Capital Gains and Losses for Tax on Investment Income - Columns e - h

(e) Gross sales price	(f) Depreciation allowed (or allowable)	(g) Cost or other basis plus expense of sale	(h) Gain or (loss) (e) plus (f) minus (g)
17,120		15,517	1,603
8,560		7,951	609
16,101		8,649	7,452
16,101		10,081	6,020
4,025		3,108	917
4,025		3,108	917
15,185		10,971	4,214
15,185		10,225	4,960
7,592		6,440	1,152
15,185		11,881	3,304
7,592		5,902	1,690
15,185		11,806	3,379
16,531		14,977	1,554
8,532		7,365	1,167
16,531		14,732	1,799
8,532		7,206	1,326
30,396		30,881	-485
42,751		37,379	5,372
8,550		6,977	1,573
17,101		14,777	2,324
17,101		16,853	248
1,756		965	791
1,764		965	799
5,293		2,832	2,461
8,821		7,149	1,672
3,681		2,931	750
5,521		4,791	730
3,681		2,949	732
5,521		3,855	1,666
20,293		15,429	4,864

Form 990PF Part IV - Capital Gains and Losses for Tax on Investment Income - Columns e - h

(e) Gross sales price	(f) Depreciation allowed (or allowable)	(g) Cost or other basis plus expense of sale	(h) Gain or (loss) (e) plus (f) minus (g)
14,049		8,211	5,838
70,246		39,849	30,397
42,147		23,802	18,345
14,066		7,541	6,525

Form 990PF Part IV - Capital Gains and Losses for Tax on Investment Income - Columns i - l

Complete only for assets showing gain in column (h) and owned by the foundation on 12/31/69			(l) Gains (Col (h) gain minus col (k), but not less than -0-) or Losses (from col (h))
(i) F M V as of 12/31/69	(j) Adjusted basis as of 12/31/69	(k) Excess of col (i) over col (j), if any	
			4,535
			1,615
			494
			2,016
			270
			270
			270
			540
			1,377
			829
			599
			355
			645
			712
			1,652
			137
			633
			-64
			-64
			-64
			-64
			-126
			-254
			345
			28
			110
			40
			40
			323
			193

Form 990PF Part IV - Capital Gains and Losses for Tax on Investment Income - Columns i - l

Complete only for assets showing gain in column (h) and owned by the foundation on 12/31/69			(l) Gains (Col (h) gain minus col (k), but not less than -0-) or Losses (from col (h))
(i) F M V as of 12/31/69	(j) Adjusted basis as of 12/31/69	(k) Excess of col (i) over col (j), if any	
			93
			133
			103
			-1,624
			85
			113
			103
			163
			37
			56
			62
			283
			393
			123
			1,128
			15
			1,617
			313
			383
			-12
			-12
			-34
			-56
			203
			672
			303
			543
			247
			85
			43

Form 990PF Part IV - Capital Gains and Losses for Tax on Investment Income - Columns i - l

Complete only for assets showing gain in column (h) and owned by the foundation on 12/31/69			(l) Gains (Col (h) gain minus col (k), but not less than -0-) or Losses (from col (h))
(i) F M V as of 12/31/69	(j) Adjusted basis as of 12/31/69	(k) Excess of col (i) over col (j), if any	
			21
			64
			-26
			-26
			-26
			-50
			462
			226
			272
			272
			612
			2,233
			1,133
			587
			399
			833
			203
			-8
			-30
			-36
			-86
			-128
			533
			57
			57
			57
			115
			195
			391
			162

Form 990PF Part IV - Capital Gains and Losses for Tax on Investment Income - Columns i - l

Complete only for assets showing gain in column (h) and owned by the foundation on 12/31/69			(l) Gains (Col (h) gain minus col (k), but not less than -0-) or Losses (from col (h))
(i) F M V as of 12/31/69	(j) Adjusted basis as of 12/31/69	(k) Excess of col (i) over col (j), if any	
			-3,472
			3,853
			47
			425
			76
			115
			153
			12
			12
			25
			25
			49
			27
			53
			53
			978
			1,330
			1,046
			1,693
			3,510
			5,150
			691
			626
			925
			936
			3,804
			1,812
			5
			420
			199

Form 990PF Part IV - Capital Gains and Losses for Tax on Investment Income - Columns i - l

Complete only for assets showing gain in column (h) and owned by the foundation on 12/31/69			(l) Gains (Col (h) gain minus col (k), but not less than -0-) or Losses (from col (h))
(i) F M V as of 12/31/69	(j) Adjusted basis as of 12/31/69	(k) Excess of col (i) over col (j), if any	
			327
			328
			909
			1,309
			740
			1,164
			2,350
			1,714
			961
			1,411
			1,278
			2,412
			3,109
			-263
			-95
			-132
			43
			670
			686
			2,430
			2,599
			407
			573
			1,864
			3,235
			2,838
			3,762
			5,747
			38
			2,269


Form 990PF Part IV - Capital Gains and Losses for Tax on Investment Income - Columns i - l

Complete only for assets showing gain in column (h) and owned by the foundation on 12/31/69			(l) Gains (Col (h) gain minus col (k), but not less than -0-) or Losses (from col (h))
(i) F M V as of 12/31/69	(j) Adjusted basis as of 12/31/69	(k) Excess of col (i) over col (j), if any	
			1,603
			609
			7,452
			6,020
			917
			917
			4,214
			4,960
			1,152
			3,304
			1,690
			3,379
			1,554
			1,167
			1,799
			1,326
			-485
			5,372
			1,573
			2,324
			248
			791
			799
			2,461
			1,672
			750
			730
			732
			1,666
			4,864

Form 990PF Part IV - Capital Gains and Losses for Tax on Investment Income - Columns i - l

Complete only for assets showing gain in column (h) and owned by the foundation on 12/31/69			(l) Gains (Col (h) gain minus col (k), but not less than -0-) or Losses (from col (h))
(i) F M V as of 12/31/69	(j) Adjusted basis as of 12/31/69	(k) Excess of col (i) over col (j), if any	
			5,838
			30,397
			18,345
			6,525

Form 990PF Part XV Line 3 - Grants and Contributions Paid During the Year or Approved for Future Payment

Recipient	If recipient is an individual, show any relationship to any foundation manager or substantial contributor	Foundation status of recipient	Purpose of grant or contribution	Amount
Name and address (home or business)				
a <i>Paid during the year</i>				
Pound Hounds PO Box 212 Boston,MA 01740			Humanitarian donation	9,240
Heifer International 1 World Ave Little Rock,AR 72202			Arts donation	13,200
American Cancer Society 250 Williams St NW Atlanta,GA 30303			Humanitarian donation	13,200
American Diabetes Association 1701 North Beauregard St Alexandria,VA 22311			Humanitarian donation	13,200
American Red Cross 2025 E St NW Washington,DC 20006			Arts donation	13,200
Art Corps 4408 Delridge Way SW Suite 110 Seattle,WA 98106			Arts donation	13,200
Doctors Without Borders 333 7th Ave 2nd Floor New York,NY 10001			Humanitarian donation	5,000
March of Dimes 1275 Mamaroneck Ave White Plains,NY 10605			Humanitarian donation	2,500
Planned Parenthood 434 West 33rd St New York,NY 10605			Social donation	2,000
Union of Concerned Scientists 2 Brattle Square Cambridge,MA 02238			Humanitarian donation	5,000
US Fund for UNICEF 125 Maiden Lane New York,NY 10038			Humanitarian donation	2,500
WBUR 890 Commonwealth Ave Boston,MA 02215			Arts donation	3,960
WCRB 450 Broad St Church,VA 22046			Arts donation	1,500
WGBH 800 3rd Ave New York,NY 10022			Arts donation	3,960
Total  3a				101,660

TY 2013 Accounting Fees Schedule**Name:** Boveri-Trackman Family Foundation Inc**EIN:** 04-3189191**Software ID:** 13000230**Software Version:** 13.5.0.0

Category	Amount	Net Investment Income	Adjusted Net Income	Disbursements for Charitable Purposes
Accounting	10,026	5,013		5,013

Note: To capture the full content of this document, please select landscape mode (11" x 8.5") when printing.

TY 2013 Gain/Loss from Sale of Other Assets Schedule

Name: Boveri-Trackman Family Foundation Inc

EIN: 04-3189191

Software ID: 13000230

Software Version: 13.5.0.0

Name	Date Acquired	How Acquired	Date Sold	Purchaser Name	Gross Sales Price	Basis	Basis Method	Sales Expenses	Total (net)	Accumulated Depreciation
Bank of America	2012-01	P	2013-01		15,552	11,017			4,535	
Bank of America	2012-08	P	2013-01		5,184	3,569			1,615	
Blackrock Build America	2010-10	P	2013-02		4,488	3,994			494	
Blackrock Build America	2010-10	P	2013-02		17,991	15,975			2,016	
Blackrock Build America	2010-11	P	2013-02		2,244	1,974			270	
Blackrock Build America	2010-11	P	2013-02		2,244	1,974			270	
Blackrock Build America	2010-11	P	2013-02		2,244	1,974			270	
Blackrock Build America	2010-11	P	2013-02		4,488	3,948			540	
Blackrock Build America	2010-11	P	2013-02		11,221	9,844			1,377	
Caesars Entertainment	2012-09	P	2013-08		1,542	713			829	
Caesars Entertainment	2012-04	P	2013-08		3,084	2,485			599	
Caesars Entertainment	2012-04	P	2013-08		4,627	4,272			355	
Caesars Entertainment	2012-07	P	2013-08		1,542	897			645	
Caesars Entertainment	2012-07	P	2013-08		1,542	830			712	
Caesars Entertainment	2012-09	P	2013-08		3,078	1,426			1,652	
Call Altria Group	2013-09	P	2013-10		137				137	
Call Caesars	2013-02	P	2013-06		633				633	
Call Cisco Systems	2013-03	P	2013-03		20	84			-64	
Call Cisco Systems	2013-03	P	2013-03		20	84			-64	
Call Cisco Systems	2013-03	P	2013-03		20	84			-64	
Call Cisco Systems	2013-03	P	2013-03		20	84			-64	
Call Cisco Systems	2013-03	P	2013-03		41	167			-126	
Call Cisco Systems	2013-03	P	2013-03		81	335			-254	
Call Cisco Systems	2013-03	P	2013-03		632	287			345	
Call Coca Cola	2013-01	P	2013-01		47	19			28	
Call Coca Cola	2013-01	P	2013-01		187	77			110	
Call Coca Cola	2013-06	P	2013-06		40				40	
Call Coca Cola	2013-06	P	2013-06		40				40	
Call Coca Cola	2013-06	P	2013-06		323				323	
Call Coca Cola	2013-03	P	2013-08		193				193	

Name	Date Acquired	How Acquired	Date Sold	Purchaser Name	Gross Sales Price	Basis	Basis Method	Sales Expenses	Total (net)	Accumulated Depreciation
Call Coca Cola	2013-09	P	2013-10		93				93	
Call Coca Cola	2013-10	P	2013-12		133				133	
Call Dupont Demour	2012-11	P	2013-01		103				103	
Call Ford Motor	2013-01	P	2013-01		83	1,707			-1,624	
Call Ford Motor	2013-01	P	2013-01		652	567			85	
Call Ford Motor	2013-01	P	2013-03		113				113	
Call Ford Motor	2013-12	P	2013-12		103				103	
Call General Electric	2012-10	P	2013-01		163				163	
Call General Electric	2013-01	P	2013-06		37				37	
Call General Electric	2013-01	P	2013-06		56				56	
Call General Electric	2013-07	P	2013-09		62				62	
Call Halliburton	2012-11	P	2013-04		283				283	
Call Halliburton	2013-04	P	2013-06		393				393	
Call Halliburton	2013-06	P	2013-06		123				123	
Call MSCI Shares Japan	2012-02	P	2013-01		1,128				1,128	
Call MSCI Shares Japan	2013-06	P	2013-06		428	413			15	
Call MSCI Shares Japan	2013-06	P	2013-09		1,617				1,617	
Call McDonalds	2013-01	P	2013-02		313				313	
Call McDonalds	2013-01	P	2013-02		383				383	
Call McDonalds	2013-04	P	2013-04		10	22			-12	
Call McDonalds	2013-04	P	2013-04		10	22			-12	
Call McDonalds	2013-04	P	2013-04		31	65			-34	
Call McDonalds	2013-04	P	2013-04		52	108			-56	
Call McDonalds	2013-04	P	2013-05		203				203	
Call McDonalds	2013-06	P	2013-06		672				672	
Call McDonalds	2013-06	P	2013-08		303				303	
Call McDonalds	2013-09	P	2013-10		543				543	
Call Occidental Pete	2013-03	P	2013-04		247				247	
Call Powershares	2013-01	P	2013-03		85				85	
Call Powershares	2013-01	P	2013-03		43				43	

Name	Date Acquired	How Acquired	Date Sold	Purchaser Name	Gross Sales Price	Basis	Basis Method	Sales Expenses	Total (net)	Accumulated Depreciation
Call Powershares	2013-01	P	2013-03		21				21	
Call Powershares	2013-01	P	2013-03		64				64	
Call Powershares	2013-08	P	2013-08		33	59			-26	
Call Powershares	2013-08	P	2013-08		33	59			-26	
Call Powershares	2013-08	P	2013-08		33	59			-26	
Call Powershares	2013-08	P	2013-08		67	117			-50	
Call Rackspace	2013-05	P	2013-05		462				462	
Call Rackspace	2013-07	P	2013-08		226				226	
Call Rackspace	2013-08	P	2013-10		272				272	
Call Rackspace	2013-08	P	2013-10		272				272	
Call Rackspace	2013-10	P	2013-11		612				612	
Call Range Resources	2013-05	P	2013-07		2,233				2,233	
Call Range Resources	2013-07	P	2013-08		1,133				1,133	
Call Range Resources	2013-08	P	2013-09		587				587	
Call Range Resources	2013-10	P	2013-10		687	288			399	
Call Range Resources	2013-10	P	2013-01		833				833	
Call Schlumberger	2013-07	P	2013-08		203				203	
Call Sect SPDR Fincl Funds	2013-01	P	2013-01		13	21			-8	
Call Sect SPDR Fincl Funds	2013-01	P	2013-01		53	83			-30	
Call Sect SPDR Fincl Funds	2013-01	P	2013-01		67	103			-36	
Call Sect SPDR Fincl Funds	2013-01	P	2013-01		137	223			-86	
Call Sect SPDR Fincl Funds	2013-01	P	2013-01		206	334			-128	
Call Skyworks	2013-01	P	2013-05		533				533	
Call Skyworks	2013-07	P	2013-01		57				57	
Call Skyworks	2013-07	P	2013-01		57				57	
Call Skyworks	2013-07	P	2013-01		57				57	
Call Skyworks	2013-07	P	2013-01		115				115	
Call SPDR SP 500	2013-07	P	2013-08		195				195	
Call SPDR SP 500	2013-07	P	2013-08		391				391	
Call Transocean	2013-09	P	2013-10		162				162	

Name	Date Acquired	How Acquired	Date Sold	Purchaser Name	Gross Sales Price	Basis	Basis Method	Sales Expenses	Total (net)	Accumulated Depreciation
Call UBS	2013-01	P	2013-01		2,581	6,053			-3,472	
Call UBS	2013-03	P	2013-03		4,256	403			3,853	
Call US Steel	2013-05	P	2013-07		47				47	
Call US Steel	2013-05	P	2013-07		425				425	
Call US Steel	2013-07	P	2013-08		76				76	
Call US Steel	2013-07	P	2013-08		115				115	
Call US Steel	2013-07	P	2013-08		153				153	
Call US Steel	2013-08	P	2013-09		12				12	
Call US Steel	2013-08	P	2013-09		12				12	
Call US Steel	2013-08	P	2013-09		25				25	
Call US Steel	2013-08	P	2013-09		25				25	
Call US Steel	2013-08	P	2013-09		49				49	
Call US Steel	2013-11	P	2013-12		27				27	
Call US Steel	2013-11	P	2013-12		53				53	
Call US Steel	2013-11	P	2013-12		53				53	
Cisco Systems	2011-04	P	2013-05		4,315	3,337			978	
Cisco Systems	2011-04	P	2013-05		6,472	5,142			1,330	
Cisco Systems	2011-05	P	2013-05		4,315	3,269			1,046	
Cisco Systems	2011-07	P	2013-05		6,472	4,779			1,693	
Coca Cola	2011-01	P	2013-05		16,053	12,543			3,510	
Coca Cola	2011-01	P	2013-05		24,080	18,930			5,150	
Direxion	2013-08	P	2013-09		14,440	13,749			691	
Du Pont E I De Nemour	2012-10	P	2013-07		10,555	9,929			626	
Du Pont E I De Nemour	2012-10	P	2013-07		15,832	14,907			925	
Du Pont E I De Nemour	2012-11	P	2013-07		5,277	4,341			936	
Du Pont E I De Nemour	2012-11	P	2013-07		21,109	17,305			3,804	
Du Pont E I De Nemour	2013-01	P	2013-07		11,431	9,619			1,812	
Exxon Mobil	2013-09	P	2013-11		181	176			5	
Exxon Mobil	2013-09	P	2013-11		17,890	17,470			420	
Exxon Mobil	2013-09	P	2013-11		9,036	8,837			199	

Name	Date Acquired	How Acquired	Date Sold	Purchaser Name	Gross Sales Price	Basis	Basis Method	Sales Expenses	Total (net)	Accumulated Depreciation
Exxon Mobil	2013-09	P	2013-11		9,036	8,709			327	
Exxon Mobil	2013-09	P	2013-11		9,036	8,708			328	
Ford Motor	2011-12	P	2013-07		3,100	2,191			909	
Ford Motor	2011-12	P	2013-07		4,462	3,153			1,309	
Ford Motor	2012-04	P	2013-07		3,025	2,285			740	
Ford Motor	2012-04	P	2013-07		4,537	3,373			1,164	
General Electric	2009-09	P	2013-11		5,039	2,689			2,350	
General Electric	2009-09	P	2013-11		5,039	3,325			1,714	
General Electric	2009-10	P	2013-11		2,520	1,559			961	
Halliburton	2011-01	P	2013-07		13,294	11,883			1,411	
Halliburton	2011-01	P	2013-07		8,863	7,585			1,278	
Halliburton	2011-12	P	2013-07		8,863	6,451			2,412	
Halliburton	2012-03	P	2013-07		13,294	10,185			3,109	
Hess	2012-03	P	2013-02		6,270	6,533			-263	
Hess	2012-03	P	2013-02		6,270	6,365			-95	
Hess	2012-03	P	2013-02		12,541	12,673			-132	
Hess	2012-03	P	2013-02		6,270	6,227			43	
Hess	2012-03	P	2013-02		12,541	11,871			670	
Hess	2012-04	P	2013-02		6,270	5,584			686	
Hess	2012-04	P	2013-02		12,541	10,111			2,430	
McDonalds	2011-01	P	2013-07		10,081	7,482			2,599	
McDonalds	2012-04	P	2013-07		10,081	9,674			407	
McDonalds	2012-04	P	2013-07		10,081	9,508			573	
McDonalds	2012-05	P	2013-07		20,163	18,299			1,864	
McDonalds	2012-05	P	2013-07		30,244	27,009			3,235	
McDonalds	2012-06	P	2013-07		20,163	17,325			2,838	
Novartis	2011-03	P	2013-07		14,581	10,819			3,762	
Novartis	2011-03	P	2013-07		21,872	16,125			5,747	
Occidental Pete	2013-03	P	2013-05		428	390			38	
Occidental Pete	2013-03	P	2013-05		25,252	22,983			2,269	

Name	Date Acquired	How Acquired	Date Sold	Purchaser Name	Gross Sales Price	Basis	Basis Method	Sales Expenses	Total (net)	Accumulated Depreciation
Occidental Pete	2013-03	P	2013-05		17,120	15,517			1,603	
Occidental Pete	2013-04	P	2013-05		8,560	7,951			609	
Powershared QQQ Trust	2010-02	P	2013-11		16,101	8,649			7,452	
Powershared QQQ Trust	2011-08	P	2013-11		16,101	10,081			6,020	
Powershared QQQ Trust	2012-05	P	2013-11		4,025	3,108			917	
Powershared QQQ Trust	2012-05	P	2013-11		4,025	3,108			917	
Range Resources	2011-04	P	2013-03		15,185	10,971			4,214	
Range Resources	2011-06	P	2013-03		15,185	10,225			4,960	
Range Resources	2011-12	P	2013-03		7,592	6,440			1,152	
Range Resources	2011-12	P	2013-03		15,185	11,881			3,304	
Range Resources	2012-01	P	2013-03		7,592	5,902			1,690	
Range Resources	2012-01	P	2013-03		15,185	11,806			3,379	
Range Resources	2013-04	P	2013-12		16,531	14,977			1,554	
Range Resources	2013-04	P	2013-12		8,532	7,365			1,167	
Range Resources	2013-04	P	2013-12		16,531	14,732			1,799	
Range Resources	2013-04	P	2013-12		8,532	7,206			1,326	
Range Resources	2013-05	P	2013-12		30,396	30,881			-485	
Schlumberger	2013-03	P	2013-09		42,751	37,379			5,372	
Schlumberger	2013-04	P	2013-09		8,550	6,977			1,573	
Schlumberger	2013-05	P	2013-09		17,101	14,777			2,324	
Schlumberger	2013-07	P	2013-09		17,101	16,853			248	
Sector SPDR	2009-03	P	2013-06		1,756	965			791	
Sector SPDR	2009-03	P	2013-06		1,764	965			799	
Sector SPDR	2009-04	P	2013-06		5,293	2,832			2,461	
Sector SPDR	2010-08	P	2013-06		8,821	7,149			1,672	
Sector SPDR	2010-11	P	2013-06		3,681	2,931			750	
Sector SPDR	2011-03	P	2013-06		5,521	4,791			730	
Sector SPDR	2011-06	P	2013-06		3,681	2,949			732	
Sector SPDR	2011-08	P	2013-06		5,521	3,855			1,666	
Sector SPDR	2012-04	P	2013-09		20,293	15,429			4,864	

Name	Date Acquired	How Acquired	Date Sold	Purchaser Name	Gross Sales Price	Basis	Basis Method	Sales Expenses	Total (net)	Accumulated Depreciation
SPDR Dow Jones	2009-01	P	2013-03		14,049	8,211			5,838	
SPDR Dow Jones	2009-02	P	2013-03		70,246	39,849			30,397	
SPDR Dow Jones	2009-02	P	2013-03		42,147	23,802			18,345	
SPDR Dow Jones	2009-02	P	2013-03		14,066	7,541			6,525	

TY 2013 General Explanation Attachment

Name: Boveri-Trackman Family Foundation Inc

EIN: 04-3189191

Software ID: 13000230

Software Version: 13.5.0.0

**TY 2013 Investments Corporate
Stock Schedule****Name:** Boveri-Trackman Family Foundation Inc**EIN:** 04-3189191**Software ID:** 13000230**Software Version:** 13.5.0.0

Name of Stock	End of Year Book Value	End of Year Fair Market Value
800 shares of Altria Group	27,310	30,712
600 shares of Cisco Systems	11,813	13,458
3000 shares of Coca Cola	104,578	123,930
1200 shares of Ford Motor	19,159	18,516
1100 shares of General Electric	22,096	30,833
500 shares of Halliburton	21,012	25,375
2700 shares of McDonalds	257,837	261,981
500 shares of Merck Co	22,305	25,025
2500 shares of Morgan Stanley	80,930	78,400
1300 shares of Rackspace Hosting	56,875	50,869
1000 shares of Skyworks	27,110	28,560
2500 shares of Transocean	148,452	123,550
2500 shares of UBS AG	153,854	48,125
1200 shares of Umpqua Holdings	28,038	22,968
4000 shares of US Steel	157,804	118,000

TY 2013 Investments - Other Schedule**Name:** Boveri-Trackman Family Foundation Inc**EIN:** 04-3189191**Software ID:** 13000230**Software Version:** 13.5.0.0

Category/ Item	Listed at Cost or FMV	Book Value	End of Year Fair Market Value
Armour Residential REIT		34,607	20,050
Global X ETF		4,398	4,692
Ishares MSCI Japan		75,980	84,973
Mkt Vectors Pharma		37,174	58,421
Powershares QQQ Trust Ser 1		72,948	96,756
SPDR SP 500 ETF Trust		64,547	110,814
Sector SPDR Financial Select		19,929	21,860
SPDR Dow Jones		158,828	281,299

TY 2013 Legal Fees Schedule

Name: Boveri-Trackman Family Foundation Inc

EIN: 04-3189191

Software ID: 13000230

Software Version: 13.5.0.0

Category	Amount	Net Investment Income	Adjusted Net Income	Disbursements for Charitable Purposes
Legal fees	1,058	529		529

TY 2013 Other Assets Schedule

Name: Boveri-Trackman Family Foundation Inc

EIN: 04-3189191

Software ID: 13000230

Software Version: 13.5.0.0

Description	Beginning of Year - Book Value	End of Year - Book Value	End of Year - Fair Market Value
Options		-2,580	-3,345

TY 2013 Other Expenses Schedule

Name: Boveri-Trackman Family Foundation Inc

EIN: 04-3189191

Software ID: 13000230

Software Version: 13.5.0.0

Description	Revenue and Expenses per Books	Net Investment Income	Adjusted Net Income	Disbursements for Charitable Purposes
Fees	3	3		

TY 2013 Taxes Schedule

Name: Boveri-Trackman Family Foundation Inc

EIN: 04-3189191

Software ID: 13000230

Software Version: 13.5.0.0

Category	Amount	Net Investment Income	Adjusted Net Income	Disbursements for Charitable Purposes
Federal excise taxes	248			
Foreign taxes	272	272		