



See a Social Security Number? Say Something!  
Report Privacy Problems to <https://public.resource.org/privacy>  
Or call the IRS Identity Theft Hotline at 1-800-908-4490



**Return of Private Foundation**  
or Section 4947(a)(1) Trust Treated as Private Foundation

Department of the Treasury  
Internal Revenue Service

▶ Do not enter Social Security numbers on this form as it may be made public.  
▶ Information about Form 990-PF and its separate instructions is at [www.irs.gov/form990pf](http://www.irs.gov/form990pf).

Open to Public Inspection

For calendar year 2013 or tax year beginning , 2013, and ending , 20

Name of foundation: **THE CSH ADMINISTRATIVE CHARITABLE TRUST**

Employer identification number: **01-6261484**

Number and street (or P O box number if mail is not delivered to street address): **P. O. Box 244**

Room/suite: \_\_\_\_\_

Telephone number (see instructions): **(423) 639-7713**

City or town, state or province, country, and ZIP or foreign postal code: **Masheim, TN 37818-0244**

G Check all that apply:  Initial return  Initial return of a former public charity  
 Final return  Amended return  
 Address change  Name change

D 1. Foreign organizations, check here   
2. Foreign organizations meeting the 85% test, check here and attach computation

H Check type of organization:  Section 501(c)(3) exempt private foundation  
 Section 4947(a)(1) nonexempt charitable trust  Other taxable private foundation

E If private foundation status was terminated under section 507(b)(1)(A), check here

F If the foundation is in a 60-month termination under section 507(b)(1)(B), check here

I Fair market value of all assets at end of year (from Part II, col. (c) line 16) ▶ **\$1,210,405.12**


J Accounting method:  Cash  Accrual  
 Other (specify) \_\_\_\_\_ (Part I, column (d) must be on cash basis.)

1,313,137.30

Part I Analysis of Revenue and Expenses (The total of amounts in columns (b), (c), and (d) may not necessarily equal the amounts in column (a) (see instructions))		(a) Revenue and expenses per books	(b) Net investment income	(c) Adjusted net income	(d) Disbursements for charitable purposes (cash basis only)
Revenue	1 Contributions, gifts, grants, etc., received (attach schedule)	4,857.77			
	2 Check <input type="checkbox"/> if the foundation is not required to attach Sch. B				
	3 Interest on savings and temporary cash investments	.76	.76	.76	
	4 Dividends and interest from securities	44,499.00	44,499.00	44,499.00	
	5a Gross rents	NA			
	b Net rental income or (loss)				
	6a Net gain or (loss) from sale of assets not on line 10				
	b Gross sales price for all assets on line 6a				
	7 Capital gain net income (from Part IV, line 2)	8,032.02	8,032.02	8,032.02	
	8 Net short-term capital gain				
	9 Income modifications				
	10a Gross sales less returns and allowances				
b Less: Cost of goods sold					
c Gross profit or (loss) (attach schedule)					
11 Other income (attach schedule)					
12 Total. Add lines 1 through 11	57,389.35	52,531.78	52,531.78		
Operating and Administrative Expenses	13 Compensation of officers, directors, trustees, etc.				
	14 Other employee salaries and wages				
	15 Pension plans, employee benefits				
	16a Legal fees (attach schedule)	1,520.00			1,520.00
	b Accounting fees (attach schedule)	2,300.00			2,300.00
	c Other professional fees (attach schedule)	125.00			125.00
	17 Interest				
	18 Taxes (attach schedule) (see instructions)	166.33			166.33
	19 Depreciation (attach schedule) and depletion				
	20 Occupancy / OFFICE SUPPLIES	2,100.00			2,100.00
	21 Travel, conferences, and meetings				
	22 Printing and publications				
	23 Other expenses (attach schedule)	5,278.00			5,278.00
	24 Total operating and administrative expenses. Add lines 13 through 23	11,489.33			11,489.33
	25 Contributions, gifts, grants paid	NA			NA
26 Total expenses and disbursements. Add lines 24 and 25	11,489.33	-	-	11,489.33	
27 Subtract line 26 from line 12:					
a Excess of revenue over expenses and disbursements	45,900.22				
b Net investment income (if negative, enter -0-)		52,531.78			
c Adjusted net income (if negative, enter -0-)			52,531.78		

SCANNED APR 22 2014

SEE ATTACHED SCH.



Reinvested to grow invested funds (endowment)

The CSH Adm. Charitable TR

01-6261484

Part II Balance Sheets		Attached schedules and amounts in the description column should be for end-of-year amounts only (See instructions)		Beginning of year	End of year	
		(a) Book Value	(b) Book Value	(c) Fair Market Value		
Assets	1	Cash—non-interest-bearing	30,728.65	19,050.35	19,050.35	
	2	Savings and temporary cash investments				
	3	Accounts receivable ▶				
		Less: allowance for doubtful accounts ▶				
	4	Pledges receivable ▶				
		Less: allowance for doubtful accounts ▶				
	5	Grants receivable				
	6	Receivables due from officers, directors, trustees, and other disqualified persons (attach schedule) (see instructions)				
	7	Other notes and loans receivable (attach schedule) ▶				
		Less: allowance for doubtful accounts ▶				
	8	Inventories for sale or use				
	9	Prepaid expenses and deferred charges				
	10a	Investments—U.S. and state government obligations (attach schedule)				
	b	Investments—corporate stock (attach schedule)	1,042,383.93	1,191,354.77	1,294,086.95	
	c	Investments—corporate bonds (attach schedule)				
	11	Investments—land, buildings, and equipment: basis ▶				
	Less: accumulated depreciation (attach schedule) ▶					
12	Investments—mortgage loans					
13	Investments—other (attach schedule)					
14	Land, buildings, and equipment: basis ▶					
	Less: accumulated depreciation (attach schedule) ▶					
15	Other assets (describe ▶)					
16	<b>Total assets</b> (to be completed by all filers—see the instructions. Also, see page 1, item I)	1,073,112.58	1,210,405.12	1,313,137.30		
Liabilities	17	Accounts payable and accrued expenses				
	18	Grants payable				
	19	Deferred revenue				
	20	Loans from officers, directors, trustees, and other disqualified persons				
	21	Mortgages and other notes payable (attach schedule)				
	22	Other liabilities (describe ▶)				
23	<b>Total liabilities</b> (add lines 17 through 22)	-0-	-0-			
Net Assets or Fund Balances	Foundations that follow SFAS 117, check here and complete lines 24 through 26 and lines 30 and 31. <input type="checkbox"/>					
	24	Unrestricted	30,728.65	19,050.35		
	25	Temporarily restricted				
	26	Permanently restricted	1,042,383.93	1,191,354.77		
	Foundations that do not follow SFAS 117, check here and complete lines 27 through 31. <input type="checkbox"/>					
	27	Capital stock, trust principal, or current funds				
	28	Paid-in or capital surplus, or land, bldg., and equipment fund				
29	Retained earnings, accumulated income, endowment, or other funds					
30	<b>Total net assets or fund balances</b> (see instructions)	1,073,112.58	1,210,405.12			
31	<b>Total liabilities and net assets/fund balances</b> (see instructions)	1,073,112.58	1,210,405.12			

*See attached column*

Part III Analysis of Changes in Net Assets or Fund Balances		
1	Total net assets or fund balances at beginning of year—Part II, column (a), line 30 (must agree with end-of-year figure reported on prior year's return)	1,073,112.58
2	Enter amount from Part I, line 27a	45,900.22
3	Other increases not included in line 2 (itemize) ▶ <i>Groundwater &amp; trustee contributed 1000 ph. (8/5/13) Cotton Medical</i>	91,392.32
4	Add lines 1, 2, and 3	1,210,405.12
5	Decreases not included in line 2 (itemize) ▶	
6	<b>Total net assets or fund balances at end of year</b> (line 4 minus line 5)—Part II, column (b), line 30	1,210,405.12

**Part IV Capital Gains and Losses for Tax on Investment Income**

(a) List and describe the kind(s) of property sold (e.g., real estate, 2-story brick warehouse, or common stock, 200 shs. MLC Co.)		(b) How acquired P—Purchase D—Donation	(c) Date acquired (mo., day, yr)	(d) Date sold (mo., day, yr.)
1a	Per Edward Jones 1099-B: 4 - DIV			
b				
c	GMAC Notes redeemed	D	12/19/12	11/15/13
d	News Corp merger: cash in lieu	D	10/05/12	7/01/13
e	Edward Jones CG distributions (1099-DIV)			
(e)	Gross sales price	(f) Depreciation allowed (or allowable)	(g) Cost or other basis plus expense of sale	(h) Gain or (loss) (e) plus (f) minus (g)
a				
b				
c	25,000.00		24,476.75	523.25
d	7.63		5.77	1.86
e				7,506.91
Complete only for assets showing gain in column (h) and owned by the foundation on 12/31/69				(i) Gains (Col. (h) gain minus col. (k), but not less than -0-) or Losses (from col. (h))
(i)	F M V as of 12/31/69	(j) Adjusted basis as of 12/31/69	(k) Excess of col. (i) over col. (j), if any	
a				
b				
c				
d				
e				
2	Capital gain net income or (net capital loss)	$\left\{ \begin{array}{l} \text{If gain, also enter in Part I, line 7} \\ \text{If (loss), enter -0- in Part I, line 7} \end{array} \right\}$		2 8,032.02
3	Net short-term capital gain or (loss) as defined in sections 1222(5) and (6): If gain, also enter in Part I, line 8, column (c) (see instructions). If (loss), enter -0- in Part I, line 8			3

**Part V Qualification Under Section 4940(e) for Reduced Tax on Net Investment Income**

(For optional use by domestic private foundations subject to the section 4940(a) tax on net investment income.)

If section 4940(d)(2) applies, leave this part blank.

Was the foundation liable for the section 4942 tax on the distributable amount of any year in the base period?  Yes  No  
If "Yes," the foundation does not qualify under section 4940(e). Do not complete this part.

1 Enter the appropriate amount in each column for each year; see the instructions before making any entries.

(a) Base period years Calendar year (or tax year beginning in)	(b) Adjusted qualifying distributions	(c) Net value of noncharitable-use assets	(d) Distribution ratio (col (b) divided by col (c))
2012			
2011			
2010			
2009			
2008			

2 Total of line 1, column (d) 2

3 Average distribution ratio for the 5-year base period—divide the total on line 2 by 5, or by the number of years the foundation has been in existence if less than 5 years 3

4 Enter the net value of noncharitable-use assets for 2013 from Part X, line 5 4

5 Multiply line 4 by line 3 5

6 Enter 1% of net investment income (1% of Part I, line 27b) 6

7 Add lines 5 and 6 7

8 Enter qualifying distributions from Part XII, line 4 8

If line 8 is equal to or greater than line 7, check the box in Part VI, line 1b, and complete that part using a 1% tax rate. See the Part VI instructions.

NA



Part VII-A Statements Regarding Activities (continued)

11 At any time during the year, did the foundation, directly or indirectly, own a controlled entity within the meaning of section 512(b)(13)? If "Yes," attach schedule (see instructions)
12 Did the foundation make a distribution to a donor advised fund over which the foundation or a disqualified person had advisory privileges? If "Yes," attach statement (see instructions)
13 Did the foundation comply with the public inspection requirements for its annual returns and exemption application? Website address NA
14 The books are in care of RAY W ROWNEY JR TRUSTEE Telephone no. (423) 639-7713
Located at 258 REGENCY PARKE, GREENEVILLE TN ZIP+4 37745
15 Section 4947(a)(1) nonexempt charitable trusts filing Form 990-PF in lieu of Form 1041 - Check here. and enter the amount of tax-exempt interest received or accrued during the year NA 15
16 At any time during calendar year 2013, did the foundation have an interest in or a signature or other authority over a bank, securities, or other financial account in a foreign country? Yes No X

Part VII-B Statements Regarding Activities for Which Form 4720 May Be Required

File Form 4720 if any item is checked in the "Yes" column, unless an exception applies.

1a During the year did the foundation (either directly or indirectly):
(1) Engage in the sale or exchange, or leasing of property with a disqualified person? Yes No X
(2) Borrow money from, lend money to, or otherwise extend credit to (or accept it from) a disqualified person? Yes No X
(3) Furnish goods, services, or facilities to (or accept them from) a disqualified person? Yes No X
(4) Pay compensation to, or pay or reimburse the expenses of, a disqualified person? Yes No X
(5) Transfer any income or assets to a disqualified person (or make any of either available for the benefit or use of a disqualified person)? Yes No X
(6) Agree to pay money or property to a government official? (Exception. Check "No" if the foundation agreed to make a grant to or to employ the official for a period after termination of government service, if terminating within 90 days.) Yes No X
b If any answer is "Yes" to 1a(1)-(6), did any of the acts fail to qualify under the exceptions described in Regulations section 53.4941(d)-3 or in a current notice regarding disaster assistance (see instructions)? NA
Organizations relying on a current notice regarding disaster assistance check here
c Did the foundation engage in a prior year in any of the acts described in 1a, other than excepted acts, that were not corrected before the first day of the tax year beginning in 2013? 1c X
2 Taxes on failure to distribute income (section 4942) (does not apply for years the foundation was a private operating foundation defined in section 4942(j)(3) or 4942(j)(5)): NA
a At the end of tax year 2013, did the foundation have any undistributed income (lines 6d and 6e, Part XIII) for tax year(s) beginning before 2013? Yes No
If "Yes," list the years 20, 20, 20, 20
b Are there any years listed in 2a for which the foundation is not applying the provisions of section 4942(a)(2) (relating to incorrect valuation of assets) to the year's undistributed income? (If applying section 4942(a)(2) to all years listed, answer "No" and attach statement—see instructions.) 2b
c If the provisions of section 4942(a)(2) are being applied to any of the years listed in 2a, list the years here. 20, 20, 20, 20
3a Did the foundation hold more than a 2% direct or indirect interest in any business enterprise at any time during the year? Yes No X
b If "Yes," did it have excess business holdings in 2013 as a result of (1) any purchase by the foundation or disqualified persons after May 26, 1969; (2) the lapse of the 5-year period (or longer period approved by the Commissioner under section 4943(c)(7)) to dispose of holdings acquired by gift or bequest; or (3) the lapse of the 10-, 15-, or 20-year first phase holding period? (Use Schedule C, Form 4720, to determine if the foundation had excess business holdings in 2013.) NA
4a Did the foundation invest during the year any amount in a manner that would jeopardize its charitable purposes? 4a X
b Did the foundation make any investment in a prior year (but after December 31, 1969) that could jeopardize its charitable purpose that had not been removed from jeopardy before the first day of the tax year beginning in 2013? 4b X

**Part VII-B Statements Regarding Activities for Which Form 4720 May Be Required (continued)**

- 5a During the year did the foundation pay or incur any amount to:
- (1) Carry on propaganda, or otherwise attempt to influence legislation (section 4945(e))?  Yes  No
  - (2) Influence the outcome of any specific public election (see section 4955); or to carry on, directly or indirectly, any voter registration drive?  Yes  No
  - (3) Provide a grant to an individual for travel, study, or other similar purposes?  Yes  No
  - (4) Provide a grant to an organization other than a charitable, etc., organization described in section 509(a)(1), (2), or (3), or section 4940(d)(2)? (see instructions)  Yes  No
  - (5) Provide for any purpose other than religious, charitable, scientific, literary, or educational purposes, or for the prevention of cruelty to children or animals?  Yes  No
- b If any answer is "Yes" to 5a(1)-(5), did any of the transactions fail to qualify under the exceptions described in Regulations section 53.4945 or in a current notice regarding disaster assistance (see instructions)?  Yes  No
- Organizations relying on a current notice regarding disaster assistance check here
- c If the answer is "Yes" to question 5a(4), does the foundation claim exemption from the tax because it maintained expenditure responsibility for the grant?  Yes  No
- If "Yes," attach the statement required by Regulations section 53.4945-5(d).
- 6a Did the foundation, during the year, receive any funds, directly or indirectly, to pay premiums on a personal benefit contract?  Yes  No
- b Did the foundation, during the year, pay premiums, directly or indirectly, on a personal benefit contract?  Yes  No
- If "Yes" to 6b, file Form 8870.
- 7a At any time during the tax year, was the foundation a party to a prohibited tax shelter transaction?  Yes  No
- b If "Yes," did the foundation receive any proceeds or have any net income attributable to the transaction?  Yes  No

5b			NA
6b			
7b			NA

**Part VIII Information About Officers, Directors, Trustees, Foundation Managers, Highly Paid Employees, and Contractors**

**1 List all officers, directors, trustees, foundation managers and their compensation (see instructions).**

(a) Name and address	(b) Title, and average hours per week devoted to position	(c) Compensation (If not paid, enter -0-)	(d) Contributions to employee benefit plans and deferred compensation	(e) Expense account, other allowances
RAY W. ROWNEY, JR P.O. Box 244 Mosheim, TN 37818	TRUSTEE 5 hrs/wk	- 0 -	- 0 -	- 0 -

**2 Compensation of five highest-paid employees (other than those included on line 1—see instructions). If none, enter "NONE."**

(a) Name and address of each employee paid more than \$50,000	(b) Title, and average hours per week devoted to position	(c) Compensation	(d) Contributions to employee benefit plans and deferred compensation	(e) Expense account, other allowances
NONE (We have no paid employees)				
However, beginning in January 2014 the Trust has engaged 2 part-time Independent Contractors:				
1) To cast the "CSH Vision" on the internet				
2) The other to customize a computerized accounting system for CSH				

Total number of other employees paid over \$50,000 ▶

Both are limited to no more than 15 hrs./week.

**Part VIII Information About Officers, Directors, Trustees, Foundation Managers, Highly Paid Employees, and Contractors (continued)**

**3 Five highest-paid independent contractors for professional services (see instructions). If none, enter "NONE."**

(a) Name and address of each person paid more than \$50,000	(b) Type of service	(c) Compensation
NONE		
Total number of others receiving over \$50,000 for professional services		▶

**Part IX-A Summary of Direct Charitable Activities**

List the foundation's four largest direct charitable activities during the tax year. Include relevant statistical information such as the number of organizations and other beneficiaries served, conferences convened, research papers produced, etc.	Expenses
1 <i>Exclusively support Christian Self-Help, Inc ("CSH") (501(c)(3) Public Charity)</i>	11,489.33
2	
3	
4	

**Part IX-B Summary of Program-Related Investments (see instructions).**

Describe the two largest program-related investments made by the foundation during the tax year on lines 1 and 2.	Amount
1 <i>Year 2013 See attached Schedule of Operating Expenses</i>	11,489.33
2 <i>Unused Investment Income reinvested to provide additional future investment income</i>	
3 All other program-related investments. See instructions.	
<b>Total. Add lines 1 through 3</b>	<b>11,489.33</b>

*The CSH Adm. Charitable TR*  
01-6261484

**Part X Minimum Investment Return** (All domestic foundations must complete this part. Foreign foundations, see instructions.) *(\* All assets are "held for use" as a restricted Endowment Trust (see Part II) Item 10 Attached)*

1	Fair market value of assets not used (or held for use) directly in carrying out charitable, etc., purposes:		
a	Average monthly fair market value of securities	1a	1,116,870.00
b	Average of monthly cash balances	1b	24,890.00
c	Fair market value of all other assets (see instructions)	1c	0.00
d	Total (add lines 1a, b, and c)	1d	1,141,760.00
e	Reduction claimed for blockage or other factors reported on lines 1a and 1c (attach detailed explanation)	1e	NA
2	Acquisition indebtedness applicable to line 1 assets	2	NA
3	Subtract line 2 from line 1d	3	1,141,760.00
4	Cash deemed held for charitable activities. Enter 1 1/2 % of line 3 (for greater amount, see instructions)	4	17,126.00
5	Net value of <del>noncharitable-use</del> <i>Endowment Trust</i> assets. Subtract line 4 from line 3. Enter here and on Part V, line 4	5	1,124,634.00
6	Minimum investment return. Enter 5% of line 5 <i>(Too HIGH in today's world)</i>	6	56,232.00

**Part XI Distributable Amount** (see instructions) (Section 4942(j)(3) and (j)(5) private operating foundations and certain foreign organizations check here  and do not complete this part.) *all used in direct support of CSH*

1	Minimum investment return from Part X, line 6	1	
2a	Tax on investment income for 2013 from Part VI, line 5	2a	NA
2b	Income tax for 2013. (This does not include the tax from Part VI.)	2b	NA
c	Add lines 2a and 2b	2c	
3	Distributable amount before adjustments. Subtract line 2c from line 1	3	
4	Recoveries of amounts treated as qualifying distributions	4	
5	Add lines 3 and 4	5	
6	Deduction from distributable amount (see instructions)	6	
7	Distributable amount as adjusted. Subtract line 6 from line 5. Enter here and on Part XIII, line 1	7	

**Part XII Qualifying Distributions** (see instructions)

1	Amounts paid (including administrative expenses) to accomplish charitable, etc., purposes:		
a	Expenses, contributions, gifts, etc.—total from Part I, column (d); line 26	1a	11,489.33
b	Program-related investments—total from Part IX-B	1b	SAME
2	Amounts paid to acquire assets used (or held for use) directly in carrying out charitable, etc., purposes	2	45,900.22
3	Amounts set aside for specific charitable projects that satisfy the:		
a	Suitability test (prior IRS approval required)	3a	NA
b	Cash distribution test (attach the required schedule)	3b	NA
4	Qualifying distributions. Add lines 1a through 3b. Enter here and on Part V, line 8, and Part XIII, line 4	4	57,389.55
5	Foundations that qualify under section 4940(e) for the reduced rate of tax on net investment income. Enter 1% of Part I, line 27b (see instructions)	5	NA
6	Adjusted qualifying distributions. Subtract line 5 from line 4	6	NA

**Note.** The amount on line 6 will be used in Part V, column (b), in subsequent years when calculating whether the foundation qualifies for the section 4940(e) reduction of tax in those years.

**Part XIII Undistributed Income** (see instructions)

		(a) Corpus	(b) Years prior to 2012	(c) 2012	(d) 2013
<i>Private Operating Foundation</i>					
NA					
1	Distributable amount for 2013 from Part XI, line 7				
2	Undistributed income, if any, as of the end of 2013:				
a	Enter amount for 2012 only				
b	Total for prior years: 20__ 20__ 20__				
3	Excess distributions carryover, if any, to 2013:				
a	From 2008				
b	From 2009				
c	From 2010				
d	From 2011				
e	From 2012				
f	Total of lines 3a through e				
4	Qualifying distributions for 2013 from Part XII, line 4: ▶ \$				
a	Applied to 2012, but not more than line 2a				
b	Applied to undistributed income of prior years (Election required—see instructions)				
c	Treated as distributions out of corpus (Election required—see instructions)				
d	Applied to 2013 distributable amount				
e	Remaining amount distributed out of corpus				
5	Excess distributions carryover applied to 2013 (If an amount appears in column (d), the same amount must be shown in column (a).)				
6	Enter the net total of each column as indicated below:				
a	Corpus. Add lines 3f, 4c, and 4e. Subtract line 5				
b	Prior years' undistributed income. Subtract line 4b from line 2b				
c	Enter the amount of prior years' undistributed income for which a notice of deficiency has been issued, or on which the section 4942(a) tax has been previously assessed				
d	Subtract line 6c from line 6b. Taxable amount—see instructions				
e	Undistributed income for 2012. Subtract line 4a from line 2a. Taxable amount—see instructions				
f	Undistributed income for 2013. Subtract lines 4d and 5 from line 1. This amount must be distributed in 2014				
7	Amounts treated as distributions out of corpus to satisfy requirements imposed by section 170(b)(1)(F) or 4942(g)(3) (see instructions)				
8	Excess distributions carryover from 2008 not applied on line 5 or line 7 (see instructions)				
9	Excess distributions carryover to 2014. Subtract lines 7 and 8 from line 6a				
10	Analysis of line 9:				
a	Excess from 2009				
b	Excess from 2010				
c	Excess from 2011				
d	Excess from 2012				
e	Excess from 2013				

**Part XIV Private Operating Foundations** (see instructions and Part VII-A, question 9)

1a If the foundation has received a ruling or determination letter that it is a private operating foundation, and the ruling is effective for 2013, enter the date of the ruling ▶ MAR 27, 2009

b Check box to indicate whether the foundation is a private operating foundation described in section  4942(j)(3) or  4942(j)(5)

	Tax year				(e) Total
	(a) 2013	(b) 2012	(c) 2011	(d) 2010	
2a Enter the lesser of the adjusted net income from Part I or the minimum investment return from Part X for each year listed . . . . .	52,531.78	8,316.64	547.24	489.60	61,885.26
b 85% of line 2a . . . . .	44,652.01	7,069.14	465.15	416.16	52,602.46
c Qualifying distributions from Part XII, line 4 for each year listed . . . . .	57,389.55	10,795.94	6,929.79	4,556.46	79,671.74
d Amounts included in line 2c not used directly for active conduct of exempt activities . . . . .	- 0 -	- 0 -	- 0 -	- 0 -	- 0 -
e Qualifying distributions made directly for active conduct of exempt activities. Subtract line 2d from line 2c . . . . .	57,389.55	10,795.94	6,929.79	4,556.46	79,671.74
3 Complete 3a, <u>(b)</u> , or c for the alternative test relied upon:					
a "Assets" alternative test—enter:					
(1) Value of all assets . . . . .					
(2) Value of assets qualifying under section 4942(j)(3)(B)(i) . . . . .					
<u>(b)</u> "Endowment" alternative test—enter 2/3 of minimum investment return shown in Part X, line 6 for each year listed . . . . .	37,506.74	5,806.74	629.41	516.71	44,459.60
c "Support" alternative test—enter:					
(1) Total support other than gross investment income (interest, dividends, rents, payments on securities loans (section 512(a)(5)), or royalties) . . . . .					
(2) Support from general public and 5 or more exempt organizations as provided in section 4942(j)(3)(B)(iii) . . . . .					
(3) Largest amount of support from an exempt organization . . . . .					
(4) Gross investment income . . . . .					

**Part XV Supplementary Information** (Complete this part only if the foundation had \$5,000 or more in assets at any time during the year—see instructions.)

1 Information Regarding Foundation Managers:

a List any managers of the foundation who have contributed more than 2% of the total contributions received by the foundation before the close of any tax year (but only if they have contributed more than \$5,000). (See section 507(d)(2).) 1000 shared  
RAY W. ROWNEY, JR : TRUSTEE : 8/5/13 Chon Mobil

b List any managers of the foundation who own 10% or more of the stock of a corporation (or an equally large portion of the ownership of a partnership or other entity) of which the foundation has a 10% or greater interest.  
NA Copy Part III

2 Information Regarding Contribution, Grant, Gift, Loan, Scholarship, etc., Programs: NA  
 Check here  if the foundation only makes contributions to preselected charitable organizations and does not accept unsolicited requests for funds. If the foundation makes gifts, grants, etc. (see instructions) to individuals or organizations under other conditions, complete items 2a, b, c, and d. Directly & exclusively supports only

a The name, address, and telephone number or e-mail address of the person to whom applications should be addressed:  
NA CSH!!

b The form in which applications should be submitted and information and materials they should include:

c Any submission deadlines:

d Any restrictions or limitations on awards, such as by geographical areas, charitable fields, kinds of institutions, or other factors:

**Part XV** Supplementary Information (continued)

**3** Grants and Contributions Paid During the Year or Approved for Future Payment

Recipient	If recipient is an individual, show any relationship to any foundation manager or substantial contributor	Foundation status of recipient	Purpose of grant or contribution	Amount
Name and address (home or business)				
<p>a Paid during the year</p> <p style="text-align: center;">NA :</p> <p>All expenditures are in direct support of Christian Self-Help Inc. ("CSH") - not via grants or contributions.</p>				
<b>Total</b> .....				<b>3a</b>
<p>b Approved for future payment</p> <p style="text-align: center;">NA</p>				
<b>Total</b> .....				<b>3b</b>



The CSH Adm Charitable TR  
01-6261484

**Part XVII Information Regarding Transfers To and Transactions and Relationships With Noncharitable Exempt Organizations**

- 1 Did the organization directly or indirectly engage in any of the following with any other organization described in section 501(c) of the Code (other than section 501(c)(3) organizations) or in section 527, relating to political organizations?
- a** Transfers from the reporting foundation to a noncharitable exempt organization of:
- (1) Cash
  - (2) Other assets
- b** Other transactions:
- (1) Sales of assets to a noncharitable exempt organization
  - (2) Purchases of assets from a noncharitable exempt organization
  - (3) Rental of facilities, equipment, or other assets
  - (4) Reimbursement arrangements
  - (5) Loans or loan guarantees
  - (6) Performance of services or membership or fundraising solicitations
- c** Sharing of facilities, equipment, mailing lists, other assets, or paid employees
- d** If the answer to any of the above is "Yes," complete the following schedule. Column (b) should always show the fair market value of the goods, other assets, or services given by the reporting foundation. If the foundation received less than fair market value in any transaction or sharing arrangement, show in column (d) the value of the goods, other assets, or services received.

	Yes	No
1a(1)		X
1a(2)		X
1b(1)		X
1b(2)		X
1b(3)		X
1b(4)		X
1b(5)		X
1b(6)		X
1c		X

NA

(a) Line no	(b) Amount involved	(c) Name of noncharitable exempt organization	(d) Description of transfers, transactions, and sharing arrangements
		NA	

- 2a Is the foundation directly or indirectly affiliated with, or related to, one or more tax-exempt organizations described in section 501(c) of the Code (other than section 501(c)(3)) or in section 527?  Yes  No
- b If "Yes," complete the following schedule.

(a) Name of organization	(b) Type of organization	(c) Description of relationship
NA		

Under penalties of perjury, I declare that I have examined this return, including accompanying schedules and statements, and to the best of my knowledge and belief, it is true, correct, and complete. Declaration of preparer (other than taxpayer) is based on all information of which preparer has any knowledge.

Signature of officer or trustee: Ray W. Rowney, Jr Date: 3/29/14 Title: TRUSTEE

May the IRS discuss this return with the preparer shown below (see instructions)?  Yes  No

**Preparer Use Only**

Print/Type preparer's name: RAY W. ROWNEY, JR Preparer's signature: [Signature] Date: 3/29/14

Firm's name:  Firm's EIN:

Firm's address:  Phone no.:

Done by Trustee

The CSH Adm. Charitable TR  
 Schedule of Operating Expenses  
 Year 2013

Legal:			
Annual TN "Corp" fee for CSH	20 00		
Create CSH Helping Hands, Inc.	1100 00		
File Form 1023 for ↓	400 00	1520 00	
Accounting:			
CPA Annual Review of CSH - 2012	1000 00		
Advance to begin customizing CSH computerized accounting system	1300 00	2300 00	
Other Professional:			
Annual CSH Website fee	125 00	125 00	
Sales:			
CSH Adm. TR 2012 IRS Excise Tax	166 33	166 33	
Office Expenses:			
CSH Computer Setup	1198 93		
CSH Greeneville P.O. Box (6 mos)	56 00		
CSH Office Supplies	38 93		
Create CSH Petty Cash Fund	806 14	2100 00	
Other Expenses:			
Direct payments to CSH Grantees:			
Central Baptist (Honduras) Mission	815 00		
Williamstown UMC Youth (Leighton, KY)	1000 00		
Haiti Orphanage (Luis Sosa)	600 00		
Emmanuel A/G (Peru Mission)	1000 00		
Cedar Creek MBC (Honduras Mission)	1000 00		
Horse Creek C of G (Haiti Christmas)	800 00		
WGRV-AM (CSH Bible Readings)	63 00	5278 00	
Total Expenses for 2013		11489 33	

Account number: 376-11315-1-9  
Statement type: In-depth  
November 30, December 31, 2013

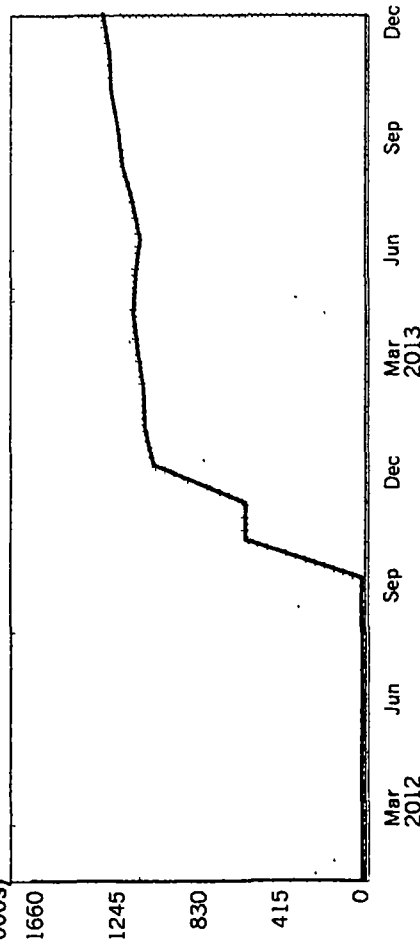
RAY W ROWNEY JR TTEE  
U/A DTD 07/25/08  
THE CSH ADM CHARITABLE TRUST  
258 REGENCY PARKE  
GREENEVILLE TN 37745-6360

01-626 1484

*CSH  
258  
Regency Parke  
"Newly created trust"*

Value Summary	This period	Year-to-date
Beginning value	\$1,281,965.64	\$1,056,302.07
Assets added to account	0.00	96,572.77
Income	15,252.15	51,803.16
Assets withdrawn from account	-3,428.00	-11,614.33
Change in value	19,347.51	120,073.63
<b>Ending value</b>	<b>\$1,313,137.30</b>	

Value of Your Account (\$000s)



This chart shows how the value of your account has changed recently. While it's important to be aware of short-term results, don't lose sight of the long term. Edward Jones believes a long-term investment strategy offers the greatest potential for success.

**Summary of Your Assets**

Held at Edward Jones	Value on Dec 31	Value on Nov 30	Dollar change
Cash, Insured Bank Deposit & Money Market funds	\$19,050.35	\$10,084.23	\$8,966.12
Bonds	124,527.50	124,824.18	-296.68
Stocks	652,170.97	630,535.64	21,635.33
Exchange traded and closed end funds	94,024.96	93,506.44	518.52
Mutual funds	423,363.52	423,015.15	348.37
<b>Total at Edward Jones</b>	<b>\$1,313,137.30</b>	<b>\$1,281,965.64</b>	<b>\$31,171.66</b>

BOB GAY II  
PO BOX 817  
GREENEVILLE TN 37744  
423-639-7241  
877-639-7241



The CSH Adm. Charitable TR

201 Progress Parkway  
Maryland Heights, MO 63043 3042  
www.edwardjones.com  
Member SIPC

Account number: 376-11315-1-9  
Statement type: In-depth  
November 30 - December 31, 2013

**Maturity Schedule**

Maturing in	0-5 years	6-15 years	16 or more years
Amount maturing	---	---	\$50,000
Current market value	---	---	\$41,328
Percent of total maturing value	---	---	100.00%

**Your Assets at Edward Jones**

Cash, Insured Bank Deposit & Money Market funds	Current Yield/Rate	Current value
Money Market*	0.01%	\$19,050.35
<b>Total Cash, Insured Bank Deposit &amp; Money Market funds</b>		<b>\$19,050.35</b>

\* Current Yield - The average yield on the money market fund for the past seven days.

**Bonds**

Corporate bonds	Rating	Maturity value	Maturity date	Interest rate	Current value	Purchase date	Cost basis	Unrealized gain/loss	Estimated yield
COMPLETE MANAGEMENT INC SUBORDINATED DEBENTURE	None	\$90,000.00	12/15/2003	8.000%	---	12/19/2012	\$83,808.50	-\$83,808.50	---
SLM EDNOTES	BBB-/Ba1	50,000.00	09/15/2031	6.500%	41,327.50	12/19/2012	48,312.50	-6,985.00	7.86%
<b>Total corporate bonds</b>		<b>\$140,000.00</b>			<b>\$41,327.50</b>		<b>\$132,121.00</b>	<b>-\$90,793.50</b>	

*The C S H Ackm Charitable TR*  
 01-6261484

Account number: 376-11315-1-9  
 Statement type: In-depth  
 November 30 - December 31, 2013

201 Progress Parkway  
 Maryland Heights, MO 63043 3042  
 www.edwardjones.com  
 Member SIPC

**Edward Jones**  
 MAKING SENSE OF INVESTING

Bonds						
Bonds with par value other than \$1000						
	Current shares	Maturity Value	Current price	Current value	Purchase date	Estimated yield
INDEXPLUS TRUST SERIES 2003-1	3200.	\$80,000.00	26.000	\$83,200.00	12/19/2012	5.81%
TRUST CTF 6.0518%						
Symbol: IPB						
Total Bonds with par value other than \$1000		\$80,000.00		\$83,200.00		
Total Bonds		\$220,000.00		\$124,527.50		

Stocks									
	Asset Category/ Research Opinion	Purchase date	Current price	Current shares	Current value	Cost per share	Total cost basis	Unrealized gain/loss	Estimated yield
ALTRIA GROUP INC	Aggressive	10/05/2012	38.390	200.	\$7,678.00	\$34.00	\$6,800.00	\$878.00	5.00%
Symbol: MO	Hold	10/05/2012		1000.	38,390.00	34.00	34,000.00	4,390.00	
		12/19/2012		100.	3,839.00	32.39	3,239.00	600.00	
		12/19/2012		300.	11,517.00	32.39	9,717.00	1,800.00	
		12/19/2012		1000.	38,390.00	32.39	32,390.00	6,000.00	
				2600.	99,814.00		86,146.00	13,668.00	
BEAM INC	Growth	10/05/2012	68.060	603.	41,040.18	59.27	35,739.81	5,300.37	1.32%
Symbol: BEAM	Hold								
CENTERPOINT ENERGY INC	Growth & Income	10/05/2012	23.180	195	4,520.10	21.41	4,174.95	345.15	3.58%
Symbol: CNP	Hold								
CENTURYLINK INC	Growth & Income	11/15/2013	31.850	800.	25,480.00	32.42	25,936.61	-456.61	6.78%
Symbol: CTL	Hold								
DTE ENERGY CO	Growth & Income	10/05/2012	66.390	530.	35,186.70	60.67	32,155.10	3,031.60	3.94%
Symbol: DTE	Hold								
EXXON MOBIL CORP	Growth & Income	10/05/2012	101.200	689.	69,726.80	92.55	63,766.95	5,959.85	2.49%
Symbol: XOM	Hold	10/05/2012		431.	43,617.20	92.55	39,889.05	3,728.15	
		08/05/2013		1000.	101,200.00	91.59	91,590.00	9,610.00	
				2120.	214,544.00		195,246.00	19,298.00	



*The CSH Adm Charitable TR*  
 01-626 1484

Account number: 376-11315-1-9  
 Statement type: In-depth  
 November 30 - December 31, 2013

201 Progress Parkway  
 Maryland Heights, MO 63043 3042  
 www.edwardjones.com  
 Member SIPC

**Edward Jones**  
 MAKING SENSE OF INVESTING

Stocks, continued	Asset Category/ Research Opinion	Purchase date	Current price	Current shares	Current value	Cost per share	Total cost basis	Unrealized gain/loss	Estimated yield
FAIRPOINT COMMUNICATIONS INC Symbol: FRCMQ	Aggressive None	10/05/2012	—	1007.	—	\$1.96	\$1,975.32	-\$1,975.32	—
IDEARC INC Symbol: IDARQ	Aggressive None	10/05/2012	—	500	—	9.53	4,767.89	-4,767.89	—
JOHNSON & JOHNSON Symbol: JNJ	Growth & Income Buy	12/19/2012	91.590	300	27,477.00	70.63	21,189.00	6,288.00	2.88%
KRAFT FOODS GROUP INC Symbol: KRFT	Growth & Income Hold	10/05/2012	53.920	230.	12,401.60	47.57	10,941.10	1,460.50	3.89%
MERITOR INC Symbol: MTO	Aggressive None	10/05/2012	10.430	102.	1,063.86	4.56	465.12	598.74	—
MONDELEZ INTERNATIONAL INC Symbol: MDLZ	Growth Buy	10/05/2012	35.300	692	24,427.60	27.81	19,244.52	5,183.08	1.58%
NATIONAL FUEL GAS CO N J Symbol: NFG	Growth & Income None	10/05/2012 12/19/2012 12/19/2012	71.400	200. 200. 200.	14,280.00 14,280.00 14,280.00	52.68 52.77 52.77	10,536.00 10,554.00 10,554.00	3,744.00 3,726.00 3,726.00	2.10%
NEWMONT MINING CORP Symbol: NEM	Aggressive None	10/05/2012 10/05/2012	23.030	22. 78	506.66 1,796.34	55.85 55.85	1,228.70 4,356.30	-722.04 -2,559.96	3.47%
PHILIP MORRIS INTL INC Symbol: PM	Aggressive Buy	10/05/2012	87.130	100 336	2,303.00 29,275.68	93.74	5,585.00 31,496.64	-3,282.00 -2,220.96	4.31%
PPL CORPORATION Symbol: PPL	Growth & Income None	10/05/2012	30.090	600	18,054.00	29.12	17,472.00	582.00	4.88%
RAYONIER INC Symbol: RYN	Growth & Income None	07/25/2008 07/25/2008	42.100	168.75 191.25 360	7,104.38 8,051.63 15,156.01	30.00 31.08	5,064.05 5,944.76 11,008.81	2,040.33 2,106.87 4,147.20	4.65%

X

*The CSH Adm. Charitable TR*

Account number: 376-11315-1-9  
 Statement type: In-depth  
 November 30 - December 31, 2013

201 Progress Parkway  
 Maryland Heights, MO 63043 3042  
 www.edwardjones.com  
 Member SIPC

**Edward Jones**  
 MAKING SENSE OF INVESTING


Stocks, continued	Asset Category/ Research Opinion	Purchase date	Current price	Current shares	Current value	Cost per share	Total cost basis	Unrealized gain/loss	Estimated yield
TERADATA CORP DEL Symbol: TDC	Growth None	10/05/2012	45 490	32.	\$1,455.68	\$75.67	\$2,421.44	-\$965.76	—
TWENTY-FIRST CENTURY FOX INC CL A Symbol: FOXA	Growth None	10/05/2012	35 180	2.	70.36	25.19	50.38	19.98	0.71%
VERIZON COMMUNICATIONS Symbol: VZ	Growth & Income Buy	10/05/2012	49 140	380.	18,673.20	47.05	17,879.00	794.20	4.31%
WEINGARTEN REALTY INVESTORS Symbol: WRI	Growth & Income Hold	12/19/2012	27 420	1400	38,388.00	27.09	37,926.00	462.00	4.44%
<b>Total Stocks</b>					<b>\$652,170.97</b>		<b>\$593,464.69</b>	<b>\$58,706.28</b>	

The Edward Jones' Research Opinion referenced in this document does not take into account your particular investment profile and is not intended as an express recommendation to purchase, hold or sell particular securities, financial instruments or strategies. You should contact your Edward Jones Financial Advisor before acting upon the Edward Jones Research Opinion referenced in this report.

Exchange traded and closed end funds	Asset Category	Purchase date	Current price	Current shares	Current value	Cost per share	Total cost basis	Unrealized gain/loss	Estimated yield
PUTNAM PREMIER INCOME TRUST Symbol: PPT	Aggressive Income	12/19/2012	5.440	17284.	\$94,024.96	\$5.39	\$93,160.76	\$864.20	5.73%
<b>Total Exchange traded and closed end funds</b>					<b>\$94,024.96</b>		<b>\$93,160.76</b>	<b>\$864.20</b>	

**Estimated Yield**

The Estimated Yield (EY) in the preceding sections(s) compares the anticipated earnings on your investments in the coming year to the current price of the investments. It is based on past interest and dividend payments made by the securities held in your account. Changes in the price of a security over time or in the amount of the investment held in your account will cause the EY to vary. The EY is only an estimate and cannot be guaranteed by Edward Jones or the issuers of the securities. Your actual yield may be higher or lower than the estimated amounts. Estimates for any securities that have a return of principal or capital gain may be overstated. Income cannot be estimated for any securities that do not have an annual payment amount or frequency available at the time of estimation. Yield to Maturity is typically reported for Zero Coupon Bonds as these securities do not have an annual payment.



*The CSH Adam. Charitable TN*  
 201 Progress Parkway  
 Maryland Heights, MO 63043 3042  
 www.edwardjones.com  
 Member SIPC



Account number: 376-11315-1-9  
 Statement type: In-depth  
 November 30 - December 31, 2013

Mutual funds	Asset Category	Current price	Current shares	Current value	Amt. invested since inception	Amt. withdrawn since inception	Total cost basis	Unrealized gain/loss
BOND FUND OF AMERICA CL A Quote Symbol: ABNDX	Income	12.40	4,350,602	\$53,947.46	\$56,340.30	—	\$56,340.30	-\$2,392.84
FRANKLIN INCOME FUND CL A Quote Symbol: FKINX	Aggressive Income	2.42	21,362,260	51,696.67	47,851.46	—	47,851.46	3,845.21
FUNDAMENTAL INVESTORS FUND CL A Quote Symbol: ANCFX	Growth & Income	51.97	656,087	34,096.84	26,984.86	—	26,984.86	7,111.98
INVESTMENT COMPANY OF AMERICA FUND CL A Quote Symbol: AIVSX	Growth & Income	36.70	1,019,940	37,431.80	30,385.86	—	32,975.27	4,456.53
LORD ABBETT BOND DEBENTURE FUND CL A Quote Symbol: LBNDX	Aggressive Income	8.15	5,798,419	47,257.11	47,257.12	—	47,257.12	-0.01
TEMPLETON GROWTH FUND CL A Quote Symbol: TEPLX	Growth	24.97	1,794,044	44,797.28	34,230.36	—	34,230.36	10,566.92
THORNBURG INVESTMENT INCOME BUILDER FUND CL A Quote Symbol: TIBAX	Growth & Income	20.90	1,109,758	23,193.94	22,677.04	—	22,945.64	248.30
WASHINGTON MUTUAL INVESTORS FUND CL A Quote Symbol: AWSHX	Growth & Income	39.43	3,320,883	130,942.42	105,902.96	—	105,902.96	25,039.46
<b>Total mutual funds</b>				<b>\$423,363.52</b>	<b>\$371,629.96</b>	<b>—</b>	<b>\$374,487.97</b>	<b>\$48,875.55</b>
<b>Total estimated asset value</b>								<b>\$1,313,137.30</b>

Dept of the Treasury  
Internal Revenue Service Center  
Ogden, UT 84201 - 0027

Enclosed is the Foundation's check number 1064  
made payable to the Internal Revenue Service in the  
amount of \$ 1,050.64 per attached 2013 Form  
990-PF: