



See a Social Security Number? Say Something!  
Report Privacy Problems to <https://public.resource.org/privacy>  
Or call the IRS Identity Theft Hotline at 1-800-908-4490



**Return of Private Foundation**  
or Section 4947(a)(1) Nonexempt Charitable Trust  
Treated as a Private Foundation

Department of the Treasury  
Internal Revenue Service

Note. The foundation may be able to use a copy of this return to satisfy state reporting requirements.

For calendar year 2012 or tax year beginning 12/01, 2012, and ending 11/30, 2013

Name of foundation  
**MARY MIKESELL CHARITABLE TR R80919005**

Number and street (or P.O. box number if mail is not delivered to street address) Room/suite  
**10 S DEARBORN IL1-0117**

City or town, state, and ZIP code  
**CHICAGO, IL 60603**

**A Employer identification number**  
91-2091454

**B Telephone number (see instructions)**  
866- 888-5157

**C** If exemption application is pending, check here

**D** 1 Foreign organizations, check here   
2 Foreign organizations meeting the 85% test, check here and attach computation

**E** If private foundation status was terminated under section 507(b)(1)(A), check here

**F** If the foundation is in a 60-month termination under section 507(b)(1)(B), check here

**G** Check all that apply:  
 Initial return  
 Final return  
 Address change  
 Initial return of a former public charity  
 Amended return  
 Name change

**H** Check type of organization:  Section 501(c)(3) exempt private foundation  
 Section 4947(a)(1) nonexempt charitable trust  Other taxable private foundation

**I** Fair market value of all assets at end of year (from Part II, col (c), line 16) **\$ 975,251.**

**J** Accounting method:  Cash  Accrual  
 Other (specify) \_\_\_\_\_  
 (Part I, column (d) must be on cash basis.)

<b>Part I Analysis of Revenue and Expenses</b> (The total of amounts in columns (b), (c), and (d) may not necessarily equal the amounts in column (a) (see instructions).)		(a) Revenue and expenses per books	(b) Net investment income	(c) Adjusted net income	(d) Disbursements for charitable purposes (cash basis only)
<b>Revenue</b>	1 Contributions, gifts, grants, etc., received (attach schedule)				
	2 Check <input checked="" type="checkbox"/> if the foundation is not required to attach Sch B				
	3 Interest on savings and temporary cash investments				
	4 Dividends and interest from securities	11,740.	11,468.		
	5a Gross rents				
	b Net rental income or (loss)				
	6a Net gain or (loss) from sale of assets not on line 10	13,744.			
	b Gross sales price for all assets on line 6a 46,312.				
	7 Capital gain net income (from Part IV, line 2)		13,744.		
	8 Net short-term capital gain				
	9 Income modifications				
	10a Gross sales less returns and allowances				
b Less Cost of goods sold					
c Gross profit or (loss) (attach schedule)					
11 Other income (attach schedule)					
12 <b>Total.</b> Add lines 1 through 11	25,484.	25,212.			
<b>Operating and Administrative Expenses</b>	13 Compensation of officers, directors, trustees, etc.	10,354.	7,765.		2,588.
	14 Other employee salaries and wages		NONE	NONE	
	15 Pension plans, employee benefits		NONE	NONE	
	16a Legal fees (attach schedule)				
	b Accounting fees (attach schedule)				
	c Other professional fees (attach schedule)				
	17 Interest				
	18 Taxes (attach schedule) (see instructions) STMT. 1	1,593.	323.		
	19 Depreciation (attach schedule) and depletion				
	20 Occupancy				
	21 Travel, conferences, and meetings		NONE	NONE	
	22 Printing and publications		NONE	NONE	
	23 Other expenses (attach schedule) STMT. 2	416.	216.		200.
	24 <b>Total operating and administrative expenses.</b> Add lines 13 through 23	12,363.	8,304.	NONE	2,788.
	25 Contributions, gifts, grants paid	40,000.			40,000.
26 <b>Total expenses and disbursements</b> Add lines 24 and 25	52,363.	8,304.	NONE	42,788.	
27 Subtract line 26 from line 12					
a Excess of revenue over expenses and disbursements	-26,879.				
b <b>Net investment income</b> (if negative, enter -0-)		16,908.			
c <b>Adjusted net income</b> (if negative, enter -0-)					

SCANNED OCT 27 2014

OCT 23 2014  
COOPER, UT

Part II Balance Sheets		Attached schedules and amounts in the description column should be for end-of-year amounts only (See instructions)			
		Beginning of year	End of year		
		(a) Book Value	(b) Book Value	(c) Fair Market Value	
Assets	1	Cash - non-interest-bearing	263,008.	227,560.	227,560.
	2	Savings and temporary cash investments	33,519.	14,722.	14,722.
	3	Accounts receivable			
		Less: allowance for doubtful accounts			
	4	Pledges receivable			
		Less: allowance for doubtful accounts			
	5	Grants receivable			
	6	Receivables due from officers, directors, trustees, and other disqualified persons (attach schedule) (see instructions)			
	7	Other notes and loans receivable (attach schedule)			
		Less: allowance for doubtful accounts			NONE
	8	Inventories for sale or use			
	9	Prepaid expenses and deferred charges			
	10 a	Investments - U.S. and state government obligations (attach schedule)			
	b	Investments - corporate stock (attach schedule)	383,434.	331,909.	475,899.
	c	Investments - corporate bonds (attach schedule)	96,125.	96,125.	101,991.
	11	Investments - land, buildings, and equipment basis			
	Less: accumulated depreciation (attach schedule)				
12	Investments - mortgage loans				
13	Investments - other (attach schedule)	29,476.	110,909.	155,079.	
14	Land, buildings, and equipment basis				
	Less: accumulated depreciation (attach schedule)				
15	Other assets (describe)				
16	<b>Total assets</b> (to be completed by all filers - see the instructions. Also, see page 1, item I)	805,562.	781,225.	975,251.	
Liabilities	17	Accounts payable and accrued expenses			
	18	Grants payable			
	19	Deferred revenue			
	20	Loans from officers, directors, trustees, and other disqualified persons			
	21	Mortgages and other notes payable (attach schedule)			
	22	Other liabilities (describe)			
23	<b>Total liabilities</b> (add lines 17 through 22)			NONE	
Net Assets or Fund Balances	Foundations that follow SFAS 117, check here <input type="checkbox"/> and complete lines 24 through 26 and lines 30 and 31.				
	24	Unrestricted			
	25	Temporarily restricted			
	26	Permanently restricted			
	Foundations that do not follow SFAS 117, check here and complete lines 27 through 31. <input checked="" type="checkbox"/>				
	27	Capital stock, trust principal, or current funds	805,562.	781,225.	
	28	Paid-in or capital surplus, or land, bldg, and equipment fund			
	29	Retained earnings, accumulated income, endowment, or other funds			
30	<b>Total net assets or fund balances</b> (see instructions)	805,562.	781,225.		
31	<b>Total liabilities and net assets/fund balances</b> (see instructions)	805,562.	781,225.		

**Part III Analysis of Changes in Net Assets or Fund Balances**

1	Total net assets or fund balances at beginning of year - Part II, column (a), line 30 (must agree with end-of-year figure reported on prior year's return)	1	805,562.
2	Enter amount from Part I, line 27a	2	-26,879.
3	Other increases not included in line 2 (itemize) <u>PRIOR PERIOD ADJUSTMENT</u>	3	2,542.
4	Add lines 1, 2, and 3	4	781,225.
5	Decreases not included in line 2 (itemize)	5	
6	<b>Total net assets or fund balances at end of year</b> (line 4 minus line 5) - Part II, column (b), line 30	6	781,225.

**Part IV Capital Gains and Losses for Tax on Investment Income**

(a) List and describe the kind(s) of property sold (e.g., real estate, 2-story brick warehouse, or common stock, 200 shs. MLC Co.)

(b) How acquired  
P - Purchase  
D - Donation  
(c) Date acquired (mo., day, yr.)  
(d) Date sold (mo., day, yr.)

<b>1a</b> PUBLICLY TRADED SECURITIES			
<b>b</b>			
<b>c</b>			
<b>d</b>			
<b>e</b>			

(e) Gross sales price	(f) Depreciation allowed (or allowable)	(g) Cost or other basis plus expense of sale	(h) Gain or (loss) (e) plus (f) minus (g)
<b>a</b> 46,312.		32,568.	13,744.
<b>b</b>			
<b>c</b>			
<b>d</b>			
<b>e</b>			

Complete only for assets showing gain in column (h) and owned by the foundation on 12/31/69

(i) F.M.V. as of 12/31/69	(j) Adjusted basis as of 12/31/69	(k) Excess of col. (i) over col. (j), if any	(l) Gains (Col. (h) gain minus col. (k), but not less than -0- or Losses (from col. (h))
<b>a</b>			13,744.
<b>b</b>			
<b>c</b>			
<b>d</b>			
<b>e</b>			

<b>2</b> Capital gain net income or (net capital loss)	{ If gain, also enter in Part I, line 7 If (loss), enter -0- in Part I, line 7 }	<b>2</b>	13,744.
<b>3</b> Net short-term capital gain or (loss) as defined in sections 1222(5) and (6). If gain, also enter in Part I, line 8, column (c) (see instructions). If (loss), enter -0- in Part I, line 8		<b>3</b>	

**Part V Qualification Under Section 4940(e) for Reduced Tax on Net Investment Income**

(For optional use by domestic private foundations subject to the section 4940(a) tax on net investment income.)

If section 4940(d)(2) applies, leave this part blank.

Was the foundation liable for the section 4942 tax on the distributable amount of any year in the base period?  Yes  No  
If "Yes," the foundation does not qualify under section 4940(e). Do not complete this part.

**1** Enter the appropriate amount in each column for each year; see the instructions before making any entries.

(a) Base period years Calendar year (or tax year beginning in)	(b) Adjusted qualifying distributions	(c) Net value of noncharitable-use assets	(d) Distribution ratio (col. (b) divided by col. (c))
2011	12,549.	917,718.	0.013674
2010	3,736.	904,530.	0.004130
2009	16,411.	853,008.	0.019239
2008	2,374,412.	2,247,967.	1.056249
2007	156,058.	3,267,942.	0.047754

<b>2</b> Total of line 1, column (d)	<b>2</b>	1.141046
<b>3</b> Average distribution ratio for the 5-year base period - divide the total on line 2 by 5, or by the number of years the foundation has been in existence if less than 5 years	<b>3</b>	0.228209
<b>4</b> Enter the net value of noncharitable-use assets for 2012 from Part X, line 5	<b>4</b>	969,576.
<b>5</b> Multiply line 4 by line 3	<b>5</b>	221,266.
<b>6</b> Enter 1% of net investment income (1% of Part I, line 27b)	<b>6</b>	169.
<b>7</b> Add lines 5 and 6	<b>7</b>	221,435.
<b>8</b> Enter qualifying distributions from Part XII, line 4 If line 8 is equal to or greater than line 7, check the box in Part VI, line 1b, and complete that part using a 1% tax rate. See the Part VI instructions.	<b>8</b>	42,788.

Part VI Excise Tax Based on Investment Income (Section 4940(a), 4940(b), 4940(e), or 4948 - see instructions)

Table with 11 rows for excise tax calculations. Includes categories like 'Exempt operating foundations', 'Domestic foundations', 'Tax under section 511', and 'Credits/Payments'. Total amount owed is 246, refunded 246.

Part VII-A Statements Regarding Activities

Table with 10 rows for activity statements. Questions include 'Did the foundation attempt to influence any national, state, or local legislation?', 'Did it spend more than \$100 during the year for political purposes?', and 'Did the foundation have unrelated business gross income of \$1,000 or more during the year?'. Marked with 'Yes' or 'No' (X).

Part VII-A Statements Regarding Activities (continued)

11 At any time during the year, did the foundation, directly or indirectly, own a controlled entity within the meaning of section 512(b)(13)? If "Yes," attach schedule (see instructions) . . . . . 11 X
12 Did the foundation make a distribution to a donor advised fund over which the foundation or a disqualified person had advisory privileges? If "Yes," attach statement (see instructions) . . . . . 12 X
13 Did the foundation comply with the public inspection requirements for its annual returns and exemption application? . . . . . 13 X
Website address N/A
14 The books are in care of JPMORGAN CHASE BANK, NA Telephone no. (866) 888-5157
Located at 10 S DEARBORN ST IL1-0117, CHICAGO, IL ZIP+4 60603
15 Section 4947(a)(1) nonexempt charitable trusts filing Form 990-PF in lieu of Form 1041 - Check here . . . . . 15
16 At any time during calendar year 2012, did the foundation have an interest in or a signature or other authority over a bank, securities, or other financial account in a foreign country? . . . . . 16 Yes No X
See the instructions for exceptions and filing requirements for Form TD F 90-22.1. If "Yes," enter the name of the foreign country

Part VII-B Statements Regarding Activities for Which Form 4720 May Be Required

File Form 4720 if any item is checked in the "Yes" column, unless an exception applies.

1a During the year did the foundation (either directly or indirectly)
(1) Engage in the sale or exchange, or leasing of property with a disqualified person? . . . . . Yes X No
(2) Borrow money from, lend money to, or otherwise extend credit to (or accept it from) a disqualified person? . . . . . Yes X No
(3) Furnish goods, services, or facilities to (or accept them from) a disqualified person? . . . . . Yes X No
(4) Pay compensation to, or pay or reimburse the expenses of, a disqualified person? . . . . . X Yes No
(5) Transfer any income or assets to a disqualified person (or make any of either available for the benefit or use of a disqualified person)? . . . . . Yes X No
(6) Agree to pay money or property to a government official? (Exception. Check "No" if the foundation agreed to make a grant to or to employ the official for a period after termination of government service, if terminating within 90 days.) . . . . . Yes X No
b If any answer is "Yes" to 1a(1)-(6), did any of the acts fail to qualify under the exceptions described in Regulations section 53.4941(d)-3 or in a current notice regarding disaster assistance (see instructions)? . . . . . 1b X
Organizations relying on a current notice regarding disaster assistance check here . . . . .
c Did the foundation engage in a prior year in any of the acts described in 1a, other than excepted acts, that were not corrected before the first day of the tax year beginning in 2012? . . . . . 1c X
2 Taxes on failure to distribute income (section 4942) (does not apply for years the foundation was a private operating foundation defined in section 4942(j)(3) or 4942(j)(5))
a At the end of tax year 2012, did the foundation have any undistributed income (lines 6d and 6e, Part XIII) for tax year(s) beginning before 2012? . . . . . Yes X No
If "Yes," list the years
b Are there any years listed in 2a for which the foundation is not applying the provisions of section 4942(a)(2) (relating to incorrect valuation of assets) to the year's undistributed income? (If applying section 4942(a)(2) to all years listed, answer "No" and attach statement - see instructions.) . . . . . 2b
c If the provisions of section 4942(a)(2) are being applied to any of the years listed in 2a, list the years here.
3a Did the foundation hold more than a 2% direct or indirect interest in any business enterprise at any time during the year? . . . . . Yes X No
b If "Yes," did it have excess business holdings in 2012 as a result of (1) any purchase by the foundation or disqualified persons after May 26, 1969, (2) the lapse of the 5-year period (or longer period approved by the Commissioner under section 4943(c)(7)) to dispose of holdings acquired by gift or bequest, or (3) the lapse of the 10-, 15-, or 20-year first phase holding period? (Use Schedule C, Form 4720, to determine if the foundation had excess business holdings in 2012) . . . . . 3b
4a Did the foundation invest during the year any amount in a manner that would jeopardize its charitable purposes? . . . . . 4a X
b Did the foundation make any investment in a prior year (but after December 31, 1969) that could jeopardize its charitable purpose that had not been removed from jeopardy before the first day of the tax year beginning in 2012? . . . . . 4b X

**Part VII-B Statements Regarding Activities for Which Form 4720 May Be Required (continued)**

**5a** During the year did the foundation pay or incur any amount to

(1) Carry on propoganda, or otherwise attempt to influence legislation (section 4945(e))?  Yes  No

(2) Influence the outcome of any specific public election (see section 4955), or to carry on, directly or indirectly, any voter registration drive?  Yes  No

(3) Provide a grant to an individual for travel, study, or other similar purposes?  Yes  No

(4) Provide a grant to an organization other than a charitable, etc., organization described in section 509(a)(1), (2), or (3), or section 4940(d)(2)? (see instructions)  Yes  No

(5) Provide for any purpose other than religious, charitable, scientific, literary, or educational purposes, or for the prevention of cruelty to children or animals?  Yes  No

**b** If any answer is "Yes" to 5a(1)-(5), did any of the transactions fail to qualify under the exceptions described in Regulations section 53.4945 or in a current notice regarding disaster assistance (see instructions)?  Yes  No  
 Organizations relying on a current notice regarding disaster assistance check here

**c** If the answer is "Yes" to question 5a(4), does the foundation claim exemption from the tax because it maintained expenditure responsibility for the grant?  Yes  No  
 If "Yes," attach the statement required by Regulations section 53.4945-5(d)

**6a** Did the foundation, during the year, receive any funds, directly or indirectly, to pay premiums on a personal benefit contract?  Yes  No

**b** Did the foundation, during the year, pay premiums, directly or indirectly, on a personal benefit contract?  Yes  No  
 If "Yes" to 6b, file Form 8870

**7a** At any time during the tax year, was the foundation a party to a prohibited tax shelter transaction?  Yes  No

**b** If "Yes," did the foundation receive any proceeds or have any net income attributable to the transaction?  Yes  No

**Part VIII Information About Officers, Directors, Trustees, Foundation Managers, Highly Paid Employees, and Contractors**

**1 List all officers, directors, trustees, foundation managers and their compensation (see instructions).**

(a) Name and address	(b) Title, and average hours per week devoted to position	(c) Compensation (If not paid, enter -0-)	(d) Contributions to employee benefit plans and deferred compensation	(e) Expense account, other allowances
MARTHA ELIZABETH MAPP 136 W HADLEY RD, OAKWOOD, OH 45409	TRUSTEE 2		- 0 -	- 0 -
DANIEL W MAPP 130 RUBICON RD, OAKWOOD, OH 45409	TRUSTEE 2			
JPMORGAN CHASE BANK, NA 10 S DEARBORN ST IL1-0117, CHICAGO, IL 60603	TRUSTEE 2	10,354.		

**2 Compensation of five highest-paid employees (other than those included on line 1 - see instructions). If none, enter "NONE."**

(a) Name and address of each employee paid more than \$50,000	(b) Title, and average hours per week devoted to position	(c) Compensation	(d) Contributions to employee benefit plans and deferred compensation	(e) Expense account, other allowances
NONE		NONE	NONE	NONE

**Total number of other employees paid over \$50,000**  **NONE**

**Part VIII Information About Officers, Directors, Trustees, Foundation Managers, Highly Paid Employees, and Contractors (continued)**

**3 Five highest-paid independent contractors for professional services (see instructions). If none, enter "NONE."**

(a) Name and address of each person paid more than \$50,000	(b) Type of service	(c) Compensation
NONE		NONE
-----		
-----		
-----		
-----		
-----		
-----		
<b>Total number of others receiving over \$50,000 for professional services . . . . .</b>		<b>NONE</b>

**Part IX-A Summary of Direct Charitable Activities**

List the foundation's four largest direct charitable activities during the tax year. Include relevant statistical information such as the number of organizations and other beneficiaries served, conferences convened, research papers produced, etc	Expenses
1 NONE	
-----	
-----	
2	
-----	
-----	
3	
-----	
-----	
4	
-----	
-----	

**Part IX-B Summary of Program-Related Investments (see instructions)**

Describe the two largest program-related investments made by the foundation during the tax year on lines 1 and 2	Amount
1 NONE	
-----	
-----	
2	
-----	
-----	
All other program-related investments See instructions	
3 NONE	
-----	
-----	
<b>Total. Add lines 1 through 3 . . . . .</b>	

**Part X Minimum Investment Return** (All domestic foundations must complete this part. Foreign foundations, see instructions.)

<b>1</b>	Fair market value of assets not used (or held for use) directly in carrying out charitable, etc., purposes:		
<b>a</b>	Average monthly fair market value of securities	<b>1a</b>	692,828.
<b>b</b>	Average of monthly cash balances	<b>1b</b>	291,513.
<b>c</b>	Fair market value of all other assets (see instructions)	<b>1c</b>	NONE
<b>d</b>	<b>Total</b> (add lines 1a, b, and c)	<b>1d</b>	984,341.
<b>e</b>	Reduction claimed for blockage or other factors reported on lines 1a and 1c (attach detailed explanation)	<b>1e</b>	
<b>2</b>	Acquisition indebtedness applicable to line 1 assets	<b>2</b>	NONE
<b>3</b>	Subtract line 2 from line 1d	<b>3</b>	984,341.
<b>4</b>	Cash deemed held for charitable activities. Enter 1 1/2% of line 3 (for greater amount, see instructions)	<b>4</b>	14,765.
<b>5</b>	<b>Net value of noncharitable-use assets.</b> Subtract line 4 from line 3. Enter here and on Part V, line 4	<b>5</b>	969,576.
<b>6</b>	<b>Minimum investment return.</b> Enter 5% of line 5	<b>6</b>	48,479.

**Part XI Distributable Amount** (see instructions) (Section 4942(j)(3) and (j)(5) private operating foundations and certain foreign organizations check here  and do not complete this part.)

<b>1</b>	Minimum investment return from Part X, line 6	<b>1</b>	48,479.
<b>2a</b>	Tax on investment income for 2012 from Part VI, line 5	<b>2a</b>	338.
<b>b</b>	Income tax for 2012. (This does not include the tax from Part VI.)	<b>2b</b>	
<b>c</b>	Add lines 2a and 2b	<b>2c</b>	338.
<b>3</b>	Distributable amount before adjustments. Subtract line 2c from line 1	<b>3</b>	48,141.
<b>4</b>	Recoveries of amounts treated as qualifying distributions	<b>4</b>	NONE
<b>5</b>	Add lines 3 and 4	<b>5</b>	48,141.
<b>6</b>	Deduction from distributable amount (see instructions)	<b>6</b>	NONE
<b>7</b>	<b>Distributable amount as adjusted.</b> Subtract line 6 from line 5. Enter here and on Part XIII, line 1	<b>7</b>	48,141.

**Part XII Qualifying Distributions** (see instructions)

<b>1</b>	Amounts paid (including administrative expenses) to accomplish charitable, etc., purposes:		
<b>a</b>	Expenses, contributions, gifts, etc. - total from Part I, column (d), line 26	<b>1a</b>	42,788.
<b>b</b>	Program-related investments - total from Part IX-B	<b>1b</b>	
<b>2</b>	Amounts paid to acquire assets used (or held for use) directly in carrying out charitable, etc., purposes	<b>2</b>	NONE
<b>3</b>	Amounts set aside for specific charitable projects that satisfy the:		
<b>a</b>	Suitability test (prior IRS approval required)	<b>3a</b>	NONE
<b>b</b>	Cash distribution test (attach the required schedule)	<b>3b</b>	NONE
<b>4</b>	<b>Qualifying distributions.</b> Add lines 1a through 3b. Enter here and on Part V, line 8, and Part XIII, line 4	<b>4</b>	42,788.
<b>5</b>	Foundations that qualify under section 4940(e) for the reduced rate of tax on net investment income. Enter 1% of Part I, line 27b (see instructions)	<b>5</b>	N/A
<b>6</b>	<b>Adjusted qualifying distributions.</b> Subtract line 5 from line 4	<b>6</b>	42,788.

**Note.** The amount on line 6 will be used in Part V, column (b), in subsequent years when calculating whether the foundation qualifies for the section 4940(e) reduction of tax in those years.

**Part XIII Undistributed Income** (see instructions)

	(a) Corpus	(b) Years prior to 2011	(c) 2011	(d) 2012
1 Distributable amount for 2012 from Part XI, line 7 . . . . .				48,141.
2 Undistributed income, if any, as of the end of 2012				
a Enter amount for 2011 only . . . . .			NONE	
b Total for prior years 20 <u>10</u> , 20 <u>  </u> , 20 <u>  </u>		NONE		
3 Excess distributions carryover, if any, to 2012				
a From 2007 . . . . .				NONE
b From 2008 . . . . .				2,029,730.
c From 2009 . . . . .				NONE
d From 2010 . . . . .				NONE
e From 2011 . . . . .				NONE
f Total of lines 3a through e . . . . .	2,029,730.			
4 Qualifying distributions for 2012 from Part XII, line 4 ▶ \$ <u>42,788.</u>				
a Applied to 2011, but not more than line 2a . . . . .			NONE	
b Applied to undistributed income of prior years (Election required - see instructions) . . . . .		NONE		
c Treated as distributions out of corpus (Election required - see instructions) . . . . .	NONE			
d Applied to 2012 distributable amount . . . . .				42,788.
e Remaining amount distributed out of corpus . . . . .	NONE			
5 Excess distributions carryover applied to 2012 (If an amount appears in column (d), the same amount must be shown in column (a))	5,353.			5,353.
6 Enter the net total of each column as indicated below:				
a Corpus. Add lines 3f, 4c, and 4e Subtract line 5	2,024,377.			
b Prior years' undistributed income. Subtract line 4b from line 2b . . . . .		NONE		
c Enter the amount of prior years' undistributed income for which a notice of deficiency has been issued, or on which the section 4942(a) tax has been previously assessed . . . . .		NONE		
d Subtract line 6c from line 6b. Taxable amount - see instructions . . . . .		NONE		
e Undistributed income for 2011. Subtract line 4a from line 2a. Taxable amount - see instructions . . . . .			NONE	
f Undistributed income for 2012 Subtract lines 4d and 5 from line 1 This amount must be distributed in 2013 . . . . .				
7 Amounts treated as distributions out of corpus to satisfy requirements imposed by section 170(b)(1)(F) or 4942(g)(3) (see instructions) . . . . .		NONE		
8 Excess distributions carryover from 2007 not applied on line 5 or line 7 (see instructions) . . . . .		NONE		
9 Excess distributions carryover to 2013. Subtract lines 7 and 8 from line 6a . . . . .	2,024,377.			
10 Analysis of line 9				
a Excess from 2008 . . . . .	2,024,377.			
b Excess from 2009 . . . . .				NONE
c Excess from 2010 . . . . .				NONE
d Excess from 2011 . . . . .				NONE
e Excess from 2012 . . . . .				NONE

Part XIV Private Operating Foundations (see instructions and Part VII-A, question 9)

NOT APPLICABLE

1a If the foundation has received a ruling or determination letter that it is a private operating foundation, and the ruling is effective for 2012, enter the date of the ruling

b Check box to indicate whether the foundation is a private operating foundation described in section 4942(j)(3) or 4942(j)(5)

Table with columns: Tax year (a) 2012, (b) 2011, (c) 2010, (d) 2009, (e) Total. Rows include: 2a Adjusted net income, 2b 85% of line 2a, 2c Qualifying distributions, 2d Exempt activities, 2e Qualifying distributions made directly, 3 Alternative tests (Assets, Endowment, Support).

Part XV Supplementary Information (Complete this part only if the foundation had \$5,000 or more in assets at any time during the year - see instructions.)

1 Information Regarding Foundation Managers:

a List any managers of the foundation who have contributed more than 2% of the total contributions received by the foundation before the close of any tax year (but only if they have contributed more than \$5,000). (See section 507(d)(2).)

N/A

b List any managers of the foundation who own 10% or more of the stock of a corporation (or an equally large portion of the ownership of a partnership or other entity) of which the foundation has a 10% or greater interest.

N/A

2 Information Regarding Contribution, Grant, Gift, Loan, Scholarship, etc., Programs:

Check here [ ] if the foundation only makes contributions to preselected charitable organizations and does not accept unsolicited requests for funds. If the foundation makes gifts, grants, etc. (see instructions) to individuals or organizations under other conditions, complete items 2a, b, c, and d.

a The name, address, and telephone number or e-mail of the person to whom applications should be addressed: SEE STATEMENT 3

b The form in which applications should be submitted and information and materials they should include: SEE ATTACHED STATEMENT FOR LINE 2

c Any submission deadlines: SEE ATTACHED STATEMENT FOR LINE 2

d Any restrictions or limitations on awards, such as by geographical areas, charitable fields, kinds of institutions, or other factors:

SEE ATTACHED STATEMENT FOR LINE 2

**Part XV Supplementary Information (continued)**

**3 Grants and Contributions Paid During the Year or Approved for Future Payment**

Recipient Name and address (home or business)	If recipient is an individual, show any relationship to any foundation manager or substantial contributor	Foundation status of recipient	Purpose of grant or contribution	Amount
<p><b>a Paid during the year</b></p> <p>SCHUSTER ARTS CENTER FOUNDATION, INC. 1 W 2ND ST. DAYTON OH 45402</p>	NONE	PUBLIC CHA	GENERAL	40,000.
<b>Total</b> . . . . . ▶ <b>3a</b>				40,000.
<b>b Approved for future payment</b>				
<b>Total</b> . . . . . ▶ <b>3b</b>				

Part XVI-A Analysis of Income-Producing Activities

Table with 5 columns: (a) Business code, (b) Amount, (c) Exclusion code, (d) Amount, (e) Related or exempt function income. Rows include: 1 Program service revenue, 2 Membership dues and assessments, 3 Interest on savings and temporary cash investments, 4 Dividends and interest from securities, 5 Net rental income or (loss) from real estate, 6 Net rental income or (loss) from personal property, 7 Other investment income, 8 Gain or (loss) from sales of assets other than inventory, 9 Net income or (loss) from special events, 10 Gross profit or (loss) from sales of inventory, 11 Other revenue, 12 Subtotal, 13 Total.

Part XVI-B Relationship of Activities to the Accomplishment of Exempt Purposes

Table with 2 columns: Line No., Explain below how each activity for which income is reported in column (e) of Part XVI-A contributed importantly to the accomplishment of the foundation's exempt purposes (other than by providing funds for such purposes). (See instructions.)

NOT APPLICABLE



FORM 990PF, PART I - TAXES  
=====

DESCRIPTION	REVENUE AND EXPENSES PER BOOKS	NET INVESTMENT INCOME
FEDERAL TAX PAYMENT - PRIOR YE	1,270.	
FOREIGN TAXES ON QUALIFIED FOR	260.	260.
FOREIGN TAXES ON NONQUALIFIED	63.	63.
TOTALS	1,593.	323.

MARY MIKESSELL CHARITABLE TR R80919005

91-2091454

FORM 990PF, PART I - OTHER EXPENSES

=====

DESCRIPTION	REVENUE AND EXPENSES PER BOOKS	NET INVESTMENT INCOME	CHARITABLE PURPOSES
OHIO AG FILING FEES	200.		200.
CONSULTING FEES	216.	216.	
TOTALS	416.	216.	200.

=====

RECIPIENT NAME:

BELINDA A BURNS

ADDRESS:

40 N MAIN ST, KETTERING TOWER STE 1520  
DAYTON, OH 45423

RECIPIENT'S PHONE NUMBER: 937-222-4505

FORM, INFORMATION AND MATERIALS:

SEE ATTACHED GRANT MAKING POLICY STATEMENT AND GRANT APPLICATION FORM

SUBMISSION DEADLINES:

COMPLETED APPLICATIONS ARE REVIEWED PERIODICALLY

RESTRICTIONS OR LIMITATIONS ON AWARDS:

NONE

**SCHEDULE D  
(Form 1041)**

Department of the Treasury  
Internal Revenue Service

**Capital Gains and Losses**

▶ Attach to Form 1041, Form 5227, or Form 990-T.  
▶ Information about Schedule D (Form 1041) and its separate instructions is at  
[www.irs.gov/form1041](http://www.irs.gov/form1041)

OMB No 1545-0092

**2012**

Name of estate or trust <b>MARY MIKESELL CHARITABLE TR R80919005</b>	Employer identification number <b>91-2091454</b>
---	---

**Note:** Form 5227 filers need to complete *only* Parts I and II.

**Part I Short-Term Capital Gains and Losses - Assets Held One Year or Less**

(a) Description of property (Example 100 shares 7% preferred of "Z" Co.)	(b) Date acquired (mo, day, yr)	(c) Date sold (mo, day, yr)	(d) Sales price	(e) Cost or other basis (see instructions)	(f) Gain or (loss) for the entire year Subtract (e) from (d)
<b>1a</b>					

b Enter the short-term gain or (loss), if any, from Schedule D-1, line 1b . . . . .	<b>1b</b>	4,586.
2 Short-term capital gain or (loss) from Forms 4684, 6252, 6781, and 8824 . . . . .	<b>2</b>	
3 Net short-term gain or (loss) from partnerships, S corporations, and other estates or trusts . . . . .	<b>3</b>	
4 Short-term capital loss carryover. Enter the amount, if any, from line 9 of the 2011 Capital Loss Carryover Worksheet . . . . .	<b>4</b>	( )
5 <b>Net short-term gain or (loss).</b> Combine lines 1a through 4 in column (f). Enter here and on line 13, column (3) on the back . . . . . ▶	<b>5</b>	4,586.

**Part II Long-Term Capital Gains and Losses - Assets Held More Than One Year**

(a) Description of property (Example 100 shares 7% preferred of "Z" Co.)	(b) Date acquired (mo, day, yr)	(c) Date sold (mo, day, yr)	(d) Sales price	(e) Cost or other basis (see instructions)	(f) Gain or (loss) for the entire year Subtract (e) from (d)
<b>6a</b> LONG-TERM CAPITAL GAIN DIVIDENDS					1,625.

b Enter the long-term gain or (loss), if any, from Schedule D-1, line 6b . . . . .	<b>6b</b>	7,533.
7 Long-term capital gain or (loss) from Forms 2439, 4684, 6252, 6781, and 8824 . . . . .	<b>7</b>	
8 Net long-term gain or (loss) from partnerships, S corporations, and other estates or trusts . . . . .	<b>8</b>	
9 Capital gain distributions . . . . .	<b>9</b>	
10 Gain from Form 4797, Part I . . . . .	<b>10</b>	
11 Long-term capital loss carryover. Enter the amount, if any, from line 14 of the 2011 Capital Loss Carryover Worksheet . . . . .	<b>11</b>	( )
12 <b>Net long-term gain or (loss).</b> Combine lines 6a through 11 in column (f). Enter here and on line 14a, column (3) on the back . . . . . ▶	<b>12</b>	9,158.

For Paperwork Reduction Act Notice, see the Instructions for Form 1041.

Schedule D (Form 1041) 2012

<b>Part III Summary of Parts I and II</b>		(1) Beneficiaries' (see instr.)	(2) Estate's or trust's	(3) Total
<b>Caution: Read the instructions before completing this part.</b>				
<b>13</b>	<b>Net short-term gain or (loss)</b> . . . . .	<b>13</b>		4,586.
<b>14</b>	<b>Net long-term gain or (loss):</b>			
<b>a</b>	Total for year . . . . .	<b>14a</b>		9,158.
<b>b</b>	Unrecaptured section 1250 gain (see line 18 of the wrksht.) . . . . .	<b>14b</b>		
<b>c</b>	28% rate gain . . . . .	<b>14c</b>		
<b>15</b>	<b>Total net gain or (loss).</b> Combine lines 13 and 14a . . . . . ▶	<b>15</b>		13,744.

**Note:** If line 15, column (3), is a net gain, enter the gain on Form 1041, line 4 (or Form 990-T, Part I, line 4a) If lines 14a and 15, column (2), are net gains, go to Part V, and do not complete Part IV If line 15, column (3), is a net loss, complete Part IV and the **Capital Loss Carryover Worksheet**, as necessary.

**Part IV Capital Loss Limitation**

**16** Enter here and enter as a (loss) on Form 1041, line 4 (or Form 990-T, Part I, line 4c, if a trust), the smaller of:  
**a** The loss on line 15, column (3) or **b** \$3,000 **16** ( )

**Note:** If the loss on line 15, column (3), is more than \$3,000, or if Form 1041, page 1, line 22 (or Form 990-T, line 34), is a loss, complete the **Capital Loss Carryover Worksheet** in the instructions to figure your capital loss carryover

**Part V Tax Computation Using Maximum Capital Gains Rates**

**Form 1041 filers.** Complete this part **only** if both lines 14a and 15 in column (2) are gains, or an amount is entered in Part I or Part II and there is an entry on Form 1041, line 2b(2), and Form 1041, line 22, is more than zero.

**Caution:** Skip this part and complete the **Schedule D Tax Worksheet** in the instructions if:

- Either line 14b, col. (2) or line 14c, col. (2) is more than zero, or
- Both Form 1041, line 2b(1), and Form 4952, line 4g are more than zero.

**Form 990-T trusts.** Complete this part **only** if both lines 14a and 15 are gains, or qualified dividends are included in income in Part I of Form 990-T, and Form 990-T, line 34, is more than zero. Skip this part and complete the **Schedule D Tax Worksheet** in the instructions if either line 14b, col. (2) or line 14c, col. (2) is more than zero.

<b>17</b>	Enter taxable income from Form 1041, line 22 (or Form 990-T, line 34) . . . . .	<b>17</b>		
<b>18</b>	Enter the <b>smaller</b> of line 14a or 15 in column (2) but not less than zero . . . . .	<b>18</b>		
<b>19</b>	Enter the estate's or trust's qualified dividends from Form 1041, line 2b(2) (or enter the qualified dividends included in income in Part I of Form 990-T) . . . . .	<b>19</b>		
<b>20</b>	Add lines 18 and 19 . . . . .	<b>20</b>		
<b>21</b>	If the estate or trust is filing Form 4952, enter the amount from line 4g; otherwise, enter -0- . . . ▶	<b>21</b>		
<b>22</b>	Subtract line 21 from line 20. If zero or less, enter -0- . . . . .	<b>22</b>		
<b>23</b>	Subtract line 22 from line 17. If zero or less, enter -0- . . . . .	<b>23</b>		
<b>24</b>	Enter the <b>smaller</b> of the amount on line 17 or \$2,400 . . . . .	<b>24</b>		
<b>25</b>	Is the amount on line 23 equal to or more than the amount on line 24? <input type="checkbox"/> <b>Yes.</b> Skip lines 25 and 26; go to line 27 and check the "No" box. <input type="checkbox"/> <b>No.</b> Enter the amount from line 23 . . . . .	<b>25</b>		
<b>26</b>	Subtract line 25 from line 24 . . . . .	<b>26</b>		
<b>27</b>	Are the amounts on lines 22 and 26 the same? <input type="checkbox"/> <b>Yes.</b> Skip lines 27 thru 30, go to line 31 <input type="checkbox"/> <b>No.</b> Enter the smaller of line 17 or line 22 . . . . .	<b>27</b>		
<b>28</b>	Enter the amount from line 26 (If line 26 is blank, enter -0-) . . . . .	<b>28</b>		
<b>29</b>	Subtract line 28 from line 27 . . . . .	<b>29</b>		
<b>30</b>	Multiply line 29 by 15% (.15) . . . . .	<b>30</b>		
<b>31</b>	Figure the tax on the amount on line 23. Use the 2012 Tax Rate Schedule for Estates and Trusts (see the Schedule G instructions in the instructions for Form 1041) . . . . .	<b>31</b>		
<b>32</b>	Add lines 30 and 31 . . . . .	<b>32</b>		
<b>33</b>	Figure the tax on the amount on line 17. Use the 2012 Tax Rate Schedule for Estates and Trusts (see the Schedule G instructions in the instructions for Form 1041) . . . . .	<b>33</b>		
<b>34</b>	<b>Tax on all taxable income.</b> Enter the <b>smaller</b> of line 32 or line 33 here and on Form 1041, Schedule G, line 1a (or Form 990-T, line 36) . . . . .	<b>34</b>		







MARY MIKESELL PRIVATE FOUNDATION ACCT. R80919005  
For the Period 11/1/13 to 11/30/13

## Account Summary

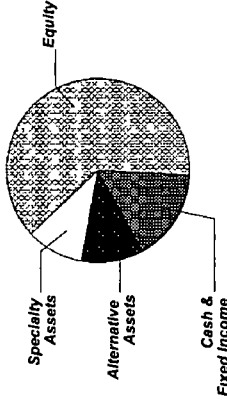
### PRINCIPAL

Asset Allocation	Beginning Market Value	Ending Market Value	Change In Value	Estimated Annual Income	Current Allocation
Equity	467,253.87	475,899.24	8,645.37	6,336.55	63%
Alternative Assets	83,181.37	81,827.44	(1,353.93)	1,493.65	11%
Cash & Fixed Income	117,311.70	116,712.55	(599.15)	2,848.40	16%
Specialty Assets	87,664.53	73,251.89	(14,412.64)		10%
<b>Market Value</b>	<b>\$755,411.47</b>	<b>\$747,691.12</b>	<b>(\$7,720.35)</b>	<b>\$10,678.60</b>	<b>100%</b>

### INCOME

Cash Position	Beginning Market Value	Ending Market Value	Change In Value
Cash Balance	267,933.06	227,559.97	(40,373.09)
Accruals	246.75	227.39	(19.36)
<b>Market Value</b>	<b>\$268,179.81</b>	<b>\$227,787.36</b>	<b>(\$40,392.45)</b>

### Asset Allocation



### INCOME

Portfolio Activity	Current Period Value	Year-to-Date Value
Beginning Market Value	267,933.06	263,007.56
Withdrawals & Fees	(40,669.12)	(46,862.91)
Net Additions/Withdrawals	(\$40,669.12)	(\$46,862.91)
Income	296.03	11,415.32
Change In Investment Value	\$227,559.97	\$227,559.97
Accruals	227.39	227.39
<b>Market Value with Accruals</b>	<b>\$227,787.36</b>	<b>\$227,787.36</b>

### PRINCIPAL

Portfolio Activity	Current Period Value	Year-to-Date Value
Beginning Market Value	755,411.47	677,285.87
Withdrawals & Fees	(453.11)	(5,176.85)
Net Additions/Withdrawals	(\$453.11)	(\$5,176.85)
Change In Investment Value	(7,267.24)	75,582.10
Ending Market Value	\$747,691.12	\$747,691.12
Accruals	--	--
<b>Market Value with Accruals</b>	<b>--</b>	<b>--</b>



MARY MIKESELL PRIVATE FOUNDATION ACCT. R80919005  
For the Period 11/1/13 to 11/30/13

**Account Summary** CONTINUED

<b>Tax Summary</b>	Current Period Value	Year-to-Date Value
Domestic Dividends/Distributions	288.90	11,250.77
Interest Income	7.13	87.85
<b>Taxable Income</b>	<b>\$296.03</b>	<b>\$11,338.62</b>
Tax-Exempt Income		76.70
<b>Tax-Exempt Income</b>		<b>\$76.70</b>

	Current Period Value	Year-to-Date Value
LT Capital Gain Distributions		1,625.02
ST Realized Gain/Loss		4,586.07
LT Realized Gain/Loss		7,531.80
<b>Realized Gain/Loss</b>		<b>\$13,742.89</b>

	To-Date Value
<b>Unrealized Gain/Loss</b>	<b>\$194,026.60</b>

<b>Cost Summary</b>	Cost
Equity	331,909.17
Cash & Fixed Income	110,846.64
<b>Total</b>	<b>\$442,755.81</b>



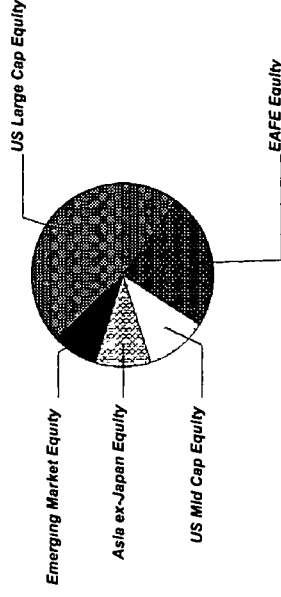
MARY MIKESELL PRIVATE FOUNDATION ACCT. R80919005  
For the Period 11/1/13 to 11/30/13

## Equity Summary

Asset Categories	Beginning Market Value	Ending Market Value	Change In Value	Current Allocation
US Large Cap Equity	220,413.76	227,404.20	6,990.44	30%
US Mid Cap Equity	52,651.28	53,636.44	985.16	7%
EAFE Equity	109,585.54	110,513.70	928.16	15%
Asia ex-Japan Equity	44,044.22	44,129.43	85.21	6%
Emerging Market Equity	40,559.07	40,215.47	(343.60)	5%
<b>Total Value</b>	<b>\$467,253.87</b>	<b>\$475,899.24</b>	<b>\$8,645.37</b>	<b>63%</b>

Market Value/Cost	Current Period Value
Market Value	475,899.24
Tax Cost	331,909.17
Unrealized Gain/Loss	143,990.07
Estimated Annual Income	6,336.55
Yield	1.33%

### Asset Categories



Equity as a percentage of your portfolio - 63%

## Equity Detail

	Price	Quantity	Value	Adjusted Tax Cost Original Cost	Unrealized Gain/Loss	Est Annual Inc Accrued Div	Yield
<b>US Large Cap Equity</b>							
HARTFORD CAPITAL APPREC-I	47.64	536,422	25,555.14	13,158.44	12,396.70	185.60	0.73%
416649-30-9 ITHIX							

J.P.Morgan



MARY MIKESELL PRIVATE FOUNDATION ACCT. R80919005  
For the Period 11/1/13 to 11/30/13

	Price	Quantity	Value	Adjusted Tax Cost Original Cost	Unrealized Gain/Loss	Est Annual Inc Accrued Div	Yield
<b>US Large Cap Equity</b>							
JPM GROWTH ADVANTAGE FD - SEL FUND 1567 4812A3-71-8 JGAS X	13 93	637 171	8,875 79	3,772 05	5,103 74	15 29	0 17 %
JPM INTREPID AMER FD - SEL FUND 1206 4812A2-10-8 JPIA X	34 33	342,476	11,757 20	5,640 58	6,116 62	169 52	1 44 %
JPM LARGE CAP GROWTH FD - SEL FUND 3118 4812C0-53-0 SEEG X	30 83	946 638	29,184 85	22,496 93	6,687 92	99 39	0 34 %
JPM TAX AWARE EQUITY FD - INSTL FUND 1236 4812A1-65-4 JPDE X	25 85	1,170 745	30,263 76	14,596 56	15,667 20	428 49	1 42 %
NEUBERGER BER MU/C OPP-INS 64122Q-30-9 NMUL X	15 28	2,449 920	37,434 78	25,534 15	11,900 63	330 73	0 88 %
PRIMECAP ODYSSEY STOCK FUND 74160Q-30-1 POSK X	21 06	1,683 888	35,462 68	25,557 26	9,905 42	414 23	1 17 %
SPDR S&P 500 ETF TRUST 78462F-10-3 SPY	181 00	270 000	48,870 00	33,135 68	15,734 32	916 11	1 87 %
<b>Total US Large Cap Equity</b>			<b>\$227,404.20</b>	<b>\$143,891.65</b>	<b>\$83,512.55</b>	<b>\$2,559.36</b>	<b>1.12 %</b>
<b>US Mid Cap Equity</b>							
ASTON/FAIRPOINTE MID CAP-I 00078H-15-8 ABMI X	46 96	457 780	21,497 35	13,132 42	8,364 93	177 61	0 83 %
ISHARES RUSSELL MIDCAP INDEX FUND 464287-49-9 IWR	146 34	113 000	16,536 42	7,304 31	9,232 11	243 62	1 47 %



MARY MIKESELL PRIVATE FOUNDATION ACCT R80919005  
For the Period 11/1/13 to 11/30/13

	Price	Quantity	Value	Adjusted Tax Cost Original Cost	Unrealized Gain/Loss	Est Annual Inc Accrued Div	Yield
<b>US Mid Cap Equity</b>							
JPM MKT EXP ENH INDEX FD - SEL FUND 3708 4812C1-63-7 PGMI X	13.98	1,116,071	15,602.67	7,500.00	8,102.67	157.36	1.01%
<b>Total US Mid Cap Equity</b>			<b>\$53,636.44</b>	<b>\$27,936.73</b>	<b>\$25,699.71</b>	<b>\$578.59</b>	<b>1.08%</b>
<b>EAFE Equity</b>							
CAPITAL PRIVATE CLIENT SVCS CAP NON US EQT 14042Y-60-1 CNUS X	11.79	2,957,161	34,864.93	31,612.05	3,252.88	147.85	0.42%
DODGE & COX INTL STOCK FUND 256206-10-3 DODF X	43.02	549,783	23,651.66	17,125.73	6,525.93	410.68	1.74%
ISHARES MSCI EAFE INDEX FUND 464287-46-5 EFA	66.24	338,000	22,389.12	16,694.12	5,695.00	595.21	2.66%
JPM INTL VALUE FD - INSTL FUND 1375 4812AD-57-3 JINUS X	15.42	1,920,103	29,607.99	20,604.29	9,003.70	641.31	2.17%
<b>Total EAFE Equity</b>			<b>\$110,513.70</b>	<b>\$86,036.19</b>	<b>\$24,477.51</b>	<b>\$1,795.05</b>	<b>1.63%</b>
<b>Asia ex-Japan Equity</b>							
COLUMBIA ASIA PAX X-JPN-R5 19763P-57-2 TAPR X	13.78	970,234	13,369.82	11,254.71	2,115.11	248.37	1.86%
ISHARES MSCI ALL COUNTRY ASIA EX JAPAN INDEX FUND 464288-18-2 AAXJ	61.13	167,000	10,208.71	7,329.63	2,879.08	176.51	1.73%



MARY MIKESELL PRIVATE FOUNDATION ACCT. R80919005  
For the Period 11/1/13 to 11/30/13

	Price	Quantity	Value	Adjusted Tax Cost Original Cost	Unrealized Gain/Loss	Est Annual Inc Accrued Div	Yield
<b>Asia ex-Japan Equity</b>							
T ROWE PRICE NEW ASIA 77956H-50-0 PRAS X	16.77	1,225,456	20,550,90	18,638.73	1,912.17	196.07	0.95%
<b>Total Asia ex-Japan Equity</b>			<b>\$44,129.43</b>	<b>\$37,223.07</b>	<b>\$6,906.36</b>	<b>\$620.95</b>	<b>1.41%</b>
<b>Emerging Market Equity</b>							
DELAWARE EMERGING MARKETS-I 245914-81-7 DEMI X	16.36	1,357,772	22,213.15	17,745.45	4,467.70	192.80	0.87%
VANGUARD FTSE EMERGING MARKETS ETF 922042-85-8 VWO	41.48	434,000	18,002.32	19,076.08	(1,073.76)	589.80	3.28%
<b>Total Emerging Market Equity</b>			<b>\$40,215.47</b>	<b>\$36,821.53</b>	<b>\$3,393.94</b>	<b>\$782.60</b>	<b>1.95%</b>

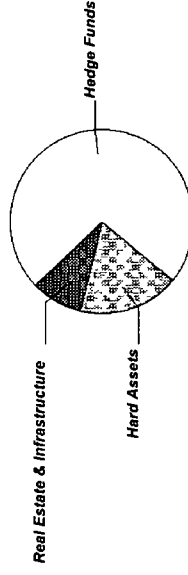


MARY MIKESELL PRIVATE FOUNDATION ACCT. R80919005  
For the Period 11/1/13 to 11/30/13

## Alternative Assets Summary

Asset Categories	Beginning Estimated Value	Ending Estimated Value	Change In Value	Current Allocation
Hedge Funds	59,110 60	59,094 91	(15 69)	8%
Real Estate & Infrastructure	10,274 85	9,696 93	(577 92)	1%
Hard Assets	13,795 92	13,035 60	(760 32)	2%
<b>Total Value</b>	<b>\$83,181.37</b>	<b>\$81,827.44</b>	<b>(\$1,353.93)</b>	<b>11%</b>

### Asset Categories



Alternative Assets as a percentage of your portfolio - 11 %

## Alternative Assets Detail

Hedge Funds	Price	Quantity	Estimated Value	Cost
EATON VANCE GLOBAL MACRO-I 277923-72-8 EIGM X	9 40	1,181 763	11,108 57	11,864 92
GATEWAY FUND-Y 367829-88-4 GTEY X	28.78	427.901	12,314 99	11,691 16
INV BALANCED-RISK ALLOC-Y 00141V-69-7 ABRY X	12 92	899 466	11,621 10	11,553 57

J.P.Morgan



MARY MIKESELL PRIVATE FOUNDATION ACCT. R80919005  
For the Period 11/1/13 to 11/30/13

	Price	Quantity	Estimated Value	Cost
<b>Hedge Funds</b>				
PIMCO UNCONSTRAINED BOND-P 72201M-45-3 PUCP X	11 21	1,103 387	12,368 97	12,644 82
THE ARBITRAGE FUND-I 03875R-20-5 ARBN X	12 87	907 636	11,681 28	11,844 19
<b>Total Hedge Funds</b>			<b>\$59,094.91</b>	<b>\$59,598.66</b>

	Quantity/Original Commitment Amount	Cost/Net Capital Called Since Inception	Net Distributions Since Inception	Estimated Value	Est Annual Inc Accrued Div	Yield
<b>Real Estate &amp; Infrastructure</b>						
ISHARES COHEN & STEERS REALTY MAJORS INDEX FUND 464287-56-4 ICF	129 00	4,843 80		9,696 93	319 40	3 29%

Amounts shown above under "Estimated Value" for private equity funds are estimates based on the latest fund values received from each underlying fund, which value may be as of a date (underlying fund value date) prior to the period covered by this statement. The values provided by the underlying fund have been adjusted for any cash flows between your account and such fund that have occurred subsequent to the underlying fund value date to derive the "Estimated Value". Therefore, such "Estimated Value" may not reflect the value of your interest shown on any fund's actual books and records as of the date of this statement. For additional information, please contact your J.P. Morgan representative. For private equity funds, Estimated Values are based on estimates provided by the underlying funds that are generally presented on a US GAAP basis (i.e., "marked-to-market"). However, some of these value, or "marked-to-market". Most of these underlying funds also present their audited financial statements on a US GAAP basis (i.e., "marked-to-market"). However, some of these underlying funds present their audited financial statements using the Income Tax Basis of Accounting, which records investments "at cost" based on the accrual basis of accounting for Federal income taxes. Where the underlying fund provides periodic estimates on a "marked-to-market" basis but reflects investments "at cost" in its audited financial statements, the marked-to-market Estimated Value shown herein for a private equity fund may be materially different from the value reflected on such fund's audited financial statements (which are also based on the audited financial statements of the underlying fund).



MARY MIKESELL PRIVATE FOUNDATION ACCT. R80919005  
For the Period 11/1/13 to 11/30/13

	Price	Quantity	Estimated Value	Cost	Est Annual Income Accrued Income
<b>Hard Assets</b>					
SPDR GOLD TRUST 78463V-10-7 GLD	120.70	108,000	13,035.60	14,445.90	

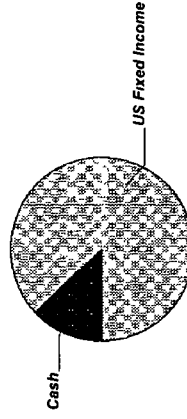


MARY MIKESELL PRIVATE FOUNDATION ACCT. R80919005  
For the Period 11/1/13 to 11/30/13

## Cash & Fixed Income Summary

Asset Categories	Beginning Market Value	Ending Market Value	Change In Value	Current Allocation
Cash	15,175.05	14,721.94	(453.11)	2%
US Fixed Income	102,136.65	101,990.61	(146.04)	14%
<b>Total Value</b>	<b>\$117,311.70</b>	<b>\$116,712.55</b>	<b>(\$599.15)</b>	<b>16%</b>

Market Value/Cost	Current Period Value
Market Value	116,712.55
Tax Cost	110,846.64
Unrealized Gain/Loss	5,865.91
Estimated Annual Income	2,848.40
Accrued Interest	227.39
Yield	2.44%



### SUMMARY BY MATURITY

Cash & Fixed Income	Market Value	% of Bond Portfolio
0-6 months <sup>1</sup>	116,712.55	100%

<sup>1</sup> The years indicate the number of years until the bond is scheduled to mature based on the statement end date. Some bonds may be called, or paid in full, before their stated maturity.

### SUMMARY BY TYPE

Cash & Fixed Income	Market Value	% of Bond Portfolio
Cash	14,721.94	12%
Mutual Funds	101,990.61	88%
<b>Total Value</b>	<b>\$116,712.55</b>	<b>100%</b>

Cash & Fixed Income as a percentage of your portfolio - 16 %



MARY MIKESELL PRIVATE FOUNDATION ACCT. R80919005  
For the Period 11/1/13 to 11/30/13

Note. <sup>1</sup> This is the Annual Percentage Yield (APY) which is the rate earned if balances remain on deposit for a full year with compounding, there is no change in the interest rate and all interest is left in the account

### Cash & Fixed Income Detail

	Price	Quantity	Value	Adjusted Tax Cost Original Cost	Unrealized Gain/Loss	Est. Annual Income Accrued Interest	Yield
<b>Cash</b>							
US DOLLAR PRINCIPAL	1 00	14,721 94	14,721 94	14,721 94		4 41	0 03 % <sup>1</sup>
<b>US Fixed Income</b>							
JPM CORE BOND FD - SEL FUND 3720 4812CO-38-1	11 64	3,171 71	36,918 70	35,723 94	1,194 76	999 08 82 46	2 71 %
JPM HIGH YIELD FD - SEL FUND 3580 4812CO-80-3	8 20	2,861 88	23,467 38	18,917 00	4,550 38	1,445 24 114 48	6 16 %
JPM SHORT DURATION BOND FD - SEL FUND 3133 4812C1-33-0	10.93	3,806 45	41,604 53	41,483.76	120.77	399.67 30 45	0 96 %
<b>Total US Fixed Income</b>			<b>\$101,990.61</b>	<b>\$96,124.70</b>	<b>\$5,865.91</b>	<b>\$2,843.99</b> <b>\$227.39</b>	<b>2.79 %</b>



MARY MIKESELL PRIVATE FOUNDATION ACCT. R80919005  
For the Period 11/1/13 to 11/30/13

## Specialty Assets Summary

Asset Categories	Beginning Estimated Value	Ending Estimated Value	Change In Value	Current Allocation
Closely Held	87,664.53	73,251.89	(14,412.64)	10%

## Specialty Assets Detail

	Price	Quantity	Value	Adjusted Tax Cost Original Cost	Unrealized Gain/Loss	Est Annual Inc Accrued Div	Yield
<b>Closely Held</b>							
LEO STREET CREATIONS LLC 999416-76-1	2.06 6/30/12	1,238,200	2,550.69	2,544.50	6.19		
MIKE SELLS INC CLA VTG RESTRICTED N/O Client 598991-15-6	58.00 12/31/12	123,800	7,180.40	2,946.44	4,233.96		
MIKE SELLS INC CL B NON VTG RESTRICTED N/O Client 598991-16-4	57.00 12/31/12	1,114,400	63,520.80	26,529.41	36,991.39		
<b>Total Closely Held</b>			<b>\$73,251.89</b>	<b>\$32,020.35</b>	<b>\$41,231.54</b>	<b>\$0.00</b>	<b>0.00%</b>

J.P.Morgan



MARY MIKESELL PRIVATE FOUNDATION ACCT. R80919005  
For the Period 11/1/13 to 11/30/13

## Portfolio Activity Summary

	PRINCIPAL		INCOME	
Transactions	Current Period Value	Year-To-Date Value*	Current Period Value	Year-To-Date Value*
<b>Beginning Cash Balance</b>	15,175.05	--	267,933.06	--
<b>INFLOWS</b>				
Income			296.03	11,415.32
<b>Total Inflows</b>	<b>\$0.00</b>	<b>\$0.00</b>	<b>\$296.03</b>	<b>\$11,415.32</b>
<b>OUTFLOWS **</b>				
Withdrawals			(40,216.00)	(40,216.00)
Fees & Commissions	(453.11)	(5,176.85)	(453.12)	(5,376.91)
Tax Payments				(1,270.00)
<b>Total Outflows</b>	<b>(\$453.11)</b>	<b>(\$5,176.85)</b>	<b>(\$40,669.12)</b>	<b>(\$46,862.91)</b>
<b>TRADE ACTIVITY</b>				
Settled Sales/Maturities/Redemptions		46,311.84		
Settled Securities Purchased		(59,932.18)		
<b>Total Trade Activity</b>	<b>\$0.00</b>	<b>(\$13,620.34)</b>	<b>\$0.00</b>	<b>\$0.00</b>
<b>Ending Cash Balance</b>	<b>\$14,721.94</b>	<b>--</b>	<b>\$227,559.97</b>	<b>--</b>

\* Year to date information is calculated on a fiscal year basis, beginning Dec 1, 2012

\*\* Your account's standing instructions use a FIRST IN, FIRST OUT method for relieving assets from your position