



See a Social Security Number? Say Something!
Report Privacy Problems to <https://public.resource.org/privacy>
Or call the IRS Identity Theft Hotline at 1-800-908-4490



Schedule B(Form 990, 990-EZ,
or 990-PF)Department of the Treasury
Internal Revenue Service**Schedule of Contributors**

OMB No 1545-0047

2013

▶ Attach to Form 990, Form 990-EZ, or Form 990-PF.

▶ Information about Schedule B (Form 990, 990-EZ, or 990-PF) and its instructions is at www.irs.gov/form990.

Name of the organization

HATLEN Foundation

Employer identification number

41-1659552

Organization type (check one):

Filers of:

Section:

Form 990 or 990-EZ

☒ 501(c)(3) (enter number) organization☐ 4947(a)(1) nonexempt charitable trust **not** treated as a private foundation☐ 527 political organization

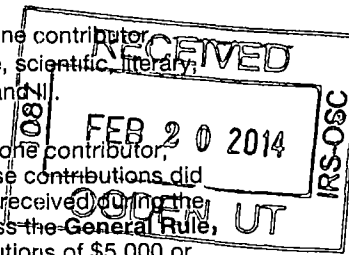
Form 990-PF

☒ 501(c)(3) exempt private foundation☐ 4947(a)(1) nonexempt charitable trust treated as a private foundation☐ 501(c)(3) taxable private foundationCheck if your organization is covered by the **General Rule** or a **Special Rule**.**Note.** Only a section 501(c)(7), (8), or (10) organization can check boxes for both the General Rule and a Special Rule. See instructions.**General Rule**

- ☒
- For an organization filing Form 990, 990-EZ, or 990-PF that received, during the year, \$5,000 or more (in money or property) from any one contributor. Complete Parts I and II.

Special Rules

- ☐ For a section 501(c)(3) organization filing Form 990 or 990-EZ that met the 33 1/3 % support test of the regulations under sections 509(a)(1) and 170(b)(1)(A)(vi) and received from any one contributor, during the year, a contribution of the greater of (1) \$5,000 or (2) 2% of the amount on (i) Form 990, Part VIII, line 1h, or (ii) Form 990-EZ, line 1. Complete Parts I and II.
- ☐ For a section 501(c)(7), (8), or (10) organization filing Form 990 or 990-EZ that received from any one contributor, during the year, total contributions of more than \$1,000 for use *exclusively* for religious, charitable, scientific, literary, or educational purposes, or the prevention of cruelty to children or animals. Complete Parts I, II, and III.
- ☐ For a section 501(c)(7), (8), or (10) organization filing Form 990 or 990-EZ that received from any one contributor, during the year, contributions for use *exclusively* for religious, charitable, etc., purposes, but these contributions did not total to more than \$1,000. If this box is checked, enter here the total contributions that were received during the year for an *exclusively* religious, charitable, etc., purpose. Do not complete any of the parts unless the **General Rule** applies to this organization because it received *nonexclusively* religious, charitable, etc., contributions of \$5,000 or more during the year ▶ \$



Caution. An organization that is not covered by the General Rule and/or the Special Rules does not file Schedule B (Form 990, 990-EZ, or 990-PF), but it **must** answer "No" on Part IV, line 2, of its Form 990; or check the box on line H of its Form 990-EZ or on its Form 990-PF, Part I, line 2, to certify that it does not meet the filing requirements of Schedule B (Form 990, 990-EZ, or 990-PF).

Name of organization

HATLEN Foundation

Employer identification number

41-1659552

Part I Contributors (see instructions). Use duplicate copies of Part I if additional space is needed.

(a) No.	(b) Name, address, and ZIP + 4	(c) Total contributions	(d) Type of contribution
-----	EuentyR Investments LLC PO Box 2825 Bigfork, Montana 59911	\$ 20,000	Person <input type="checkbox"/> Payroll <input type="checkbox"/> Noncash <input type="checkbox"/> (Complete Part II for noncash contributions)
-----	-----	\$ -----	Person <input type="checkbox"/> Payroll <input type="checkbox"/> Noncash <input type="checkbox"/> (Complete Part II for noncash contributions)
-----	-----	\$ -----	Person <input type="checkbox"/> Payroll <input type="checkbox"/> Noncash <input type="checkbox"/> (Complete Part II for noncash contributions)
-----	-----	\$ -----	Person <input type="checkbox"/> Payroll <input type="checkbox"/> Noncash <input type="checkbox"/> (Complete Part II for noncash contributions)
-----	-----	\$ -----	Person <input type="checkbox"/> Payroll <input type="checkbox"/> Noncash <input type="checkbox"/> (Complete Part II for noncash contributions)
-----	-----	\$ -----	Person <input type="checkbox"/> Payroll <input type="checkbox"/> Noncash <input type="checkbox"/> (Complete Part II for noncash contributions)
-----	-----	\$ -----	Person <input type="checkbox"/> Payroll <input type="checkbox"/> Noncash <input type="checkbox"/> (Complete Part II for noncash contributions)

Name of organization

HATLEN Foundation

Employer identification number

41-1659552

Part II Noncash Property (see instructions). Use duplicate copies of Part II if additional space is needed.

(a) No. from Part I	(b) Description of noncash property given	(c) FMV (or estimate) (see instructions)	(d) Date received
-----	----- ----- -----	\$ -----	-----
(a) No. from Part I	(b) Description of noncash property given	(c) FMV (or estimate) (see instructions)	(d) Date received
-----	----- ----- -----	\$ -----	-----
(a) No. from Part I	(b) Description of noncash property given	(c) FMV (or estimate) (see instructions)	(d) Date received
-----	----- ----- -----	\$ -----	-----
(a) No. from Part I	(b) Description of noncash property given	(c) FMV (or estimate) (see instructions)	(d) Date received
-----	----- ----- -----	\$ -----	-----
(a) No. from Part I	(b) Description of noncash property given	(c) FMV (or estimate) (see instructions)	(d) Date received
-----	----- ----- -----	\$ -----	-----
(a) No. from Part I	(b) Description of noncash property given	(c) FMV (or estimate) (see instructions)	(d) Date received
-----	----- ----- -----	\$ -----	-----
(a) No. from Part I	(b) Description of noncash property given	(c) FMV (or estimate) (see instructions)	(d) Date received
-----	----- ----- -----	\$ -----	-----

Name of organization

HATLEN Foundation

Employer identification number

41-1659552

Part III

Exclusively religious, charitable, etc., individual contributions to section 501(c)(7), (8), or (10) organizations that total more than \$1,000 for the year. Complete columns (a) through (e) and the following line entry.

For organizations completing Part III, enter the total of *exclusively* religious, charitable, etc., contributions of \$1,000 or less for the year. (Enter this information once. See instructions.) ► \$

Use duplicate copies of Part III if additional space is needed.


(a) No. from Part I	(b) Purpose of gift	(c) Use of gift	(d) Description of how gift is held
-----	----- ----- -----	----- ----- -----	----- ----- -----
	(e) Transfer of gift		
	Transferee's name, address, and ZIP + 4		Relationship of transferor to transferee
	----- ----- -----		----- ----- -----
(a) No. from Part I	(b) Purpose of gift	(c) Use of gift	(d) Description of how gift is held
-----	----- ----- -----	----- ----- -----	----- ----- -----
	(e) Transfer of gift		
	Transferee's name, address, and ZIP + 4		Relationship of transferor to transferee
	----- ----- -----		----- ----- -----
(a) No. from Part I	(b) Purpose of gift	(c) Use of gift	(d) Description of how gift is held
-----	----- ----- -----	----- ----- -----	----- ----- -----
	(e) Transfer of gift		
	Transferee's name, address, and ZIP + 4		Relationship of transferor to transferee
	----- ----- -----		----- ----- -----
(a) No. from Part I	(b) Purpose of gift	(c) Use of gift	(d) Description of how gift is held
-----	----- ----- -----	----- ----- -----	----- ----- -----
	(e) Transfer of gift		
	Transferee's name, address, and ZIP + 4		Relationship of transferor to transferee
	----- ----- -----		----- ----- -----

0425867059
Feb. 13, 2014 LTR 2697C 0 R
41-1659552 201311 44
00025905


HATLEN FOUNDATION
PO BOX 2825
BIGFORK MT 59911

DECLARATION

Under penalties of perjury, I declare that I have examined the return identified in this letter, including any accompanying schedules and statements, and to the best of my knowledge and belief, it is true, correct and complete. I understand that this declaration will become a permanent part of that return.



Signature of Officer or Trustee



Title



Date

