



See a Social Security Number? Say Something!
Report Privacy Problems to <https://public.resource.org/privacy>
Or call the IRS Identity Theft Hotline at 1-800-908-4490



Return of Private Foundation
or Section 4947(a)(1) Nonexempt Charitable Trust
Treated as a Private Foundation

Department of the Treasury
Internal Revenue Service

Note. The foundation may be able to use a copy of this return to satisfy state reporting requirements.

For calendar year 2012 or tax year beginning 11/01, 2012, and ending 10/31, 2013

Name of foundation EVERETT & EDITH COMER CHARITABLE TRUST **A Employer identification number**
R74854002 71-6230328

Number and street (or P O box number if mail is not delivered to street address) **B Telephone number (see instructions)**
10 S DEARBORN IL1-0117 866-888-5157

City or town, state, and ZIP code
CHICAGO, IL 60603


G Check all that apply: Initial return Initial return of a former public charity
 Final return Amended return
 Address change Name change

H Check type of organization: Section 501(c)(3) exempt private foundation
 Section 4947(a)(1) nonexempt charitable trust Other taxable private foundation

I Fair market value of all assets at end of year (from Part II, col. (c), line 16) \$ 723,996. **J Accounting method:** Cash Accrual
 Other (specify) _____
(Part I, column (d) must be on cash basis)

- C** If exemption application is pending, check here
- D** 1. Foreign organizations, check here
2. Foreign organizations meeting the 85% test, check here and attach computation
- E** If private foundation status was terminated under section 507(b)(1)(A), check here
- F** If the foundation is in a 60-month termination under section 507(b)(1)(B), check here

Part I Analysis of Revenue and Expenses (The total of amounts in columns (b), (c), and (d) may not necessarily equal the amounts in column (a) (see instructions))		(a) Revenue and expenses per books	(b) Net investment income	(c) Adjusted net income	(d) Disbursements for charitable purposes (cash basis only)
Revenue	1 Contributions, gifts, grants, etc., received (attach schedule)				
	2 Check <input checked="" type="checkbox"/> if the foundation is not required to attach Sch B				
	3 Interest on savings and temporary cash investments				
	4 Dividends and interest from securities	12,357.	12,054.		
	5a Gross rents				
	b Net rental income or (loss)				
	6a Net gain or (loss) from sale of assets not on line 10	17,565.			
	b Gross sales price for all assets on line 6a <u>191,372.</u>				
	7 Capital gain net income (from Part IV, line 2)		17,565.		
	8 Net short-term capital gain				
	9 Income modifications				
	10a Gross sales less returns and allowances				
b Less Cost of goods sold					
c Gross profit or (loss) (attach schedule)					
11 Other income (attach schedule)			197.	STMT 1	
12 Total. Add lines 1 through 11	29,922.	29,816.			
Operating and Administrative Expenses	13 Compensation of officers, directors, trustees, etc.	7,774.	5,831.		1,944.
	14 Other employee salaries and wages		NONE	NONE	
	15 Pension plans, employee benefits		NONE	NONE	
	16a Legal fees (attach schedule)				
	b Accounting fees (attach schedule)				
	c Other professional fees (attach schedule)				
	17 Interest				
	18 Taxes (attach schedule) (see instructions) <u>STMT 2</u>	682.	332.		
	19 Depreciation (attach schedule) and depletion				
	20 Occupancy				
	21 Travel, conferences, and meetings		NONE	NONE	
	22 Printing and publications		NONE	NONE	
	23 Other expenses (attach schedule)				
	24 Total operating and administrative expenses. Add lines 13 through 23	8,456.	6,163.	NONE	1,944.
	25 Contributions, gifts, grants paid	30,000.			30,000.
26 Total expenses and disbursements. Add lines 24 and 25	38,456.	6,163.	NONE	31,944.	
27 Subtract line 26 from line 12					
a Excess of revenue over expenses and disbursements	-8,534.				
b Net investment income (if negative, enter -0-)		23,653.			
c Adjusted net income (if negative, enter -0-)					



ENVELOPE POSTMARK DATE JUN 05 2014

SCANNED JUN 12 2014

P 13

Part II Balance Sheets		Attached schedules and amounts in the description column should be for end-of-year amounts only (See instructions)			
		Beginning of year (a) Book Value	End of year (b) Book Value	(c) Fair Market Value	
Assets	1	Cash - non-interest-bearing			
	2	Savings and temporary cash investments	25,458.	38,174.	38,174.
	3	Accounts receivable ▶ Less: allowance for doubtful accounts ▶			
	4	Pledges receivable ▶ Less: allowance for doubtful accounts ▶			
	5	Grants receivable			
	6	Receivables due from officers, directors, trustees, and other disqualified persons (attach schedule) (see instructions)			
	7	Other notes and loans receivable (attach schedule) ▶ Less: allowance for doubtful accounts ▶			NONE
	8	Inventories for sale or use			
	9	Prepaid expenses and deferred charges			
	10 a	Investments - U S and state government obligations (attach schedule)			
	b	Investments - corporate stock (attach schedule)	423,792.	407,065.	521,728.
	c	Investments - corporate bonds (attach schedule)	79,876.	67,079.	70,204.
	11	Investments - land, buildings, and equipment basis Less: accumulated depreciation (attach schedule) ▶			
	12	Investments - mortgage loans			
	13	Investments - other (attach schedule)	81,362.	94,946.	93,890.
	14	Land, buildings, and equipment basis Less: accumulated depreciation (attach schedule) ▶			
15	Other assets (describe ▶)				
16	Total assets (to be completed by all filers - see the instructions Also, see page 1, item I)	610,488.	607,264.	723,996.	
Liabilities	17	Accounts payable and accrued expenses			
	18	Grants payable			
	19	Deferred revenue			
	20	Loans from officers, directors, trustees, and other disqualified persons			
	21	Mortgages and other notes payable (attach schedule)			
	22	Other liabilities (describe ▶)			
23	Total liabilities (add lines 17 through 22)			NONE	
Net Assets or Fund Balances	Foundations that follow SFAS 117, check here ▶ <input type="checkbox"/>				
	24	Unrestricted			
	25	Temporarily restricted			
	26	Permanently restricted			
	Foundations that do not follow SFAS 117, check here and complete lines 27 through 31. ▶ <input checked="" type="checkbox"/>				
	27	Capital stock, trust principal, or current funds	610,488.	607,264.	
	28	Paid-in or capital surplus, or land, bldg, and equipment fund			
29	Retained earnings, accumulated income, endowment, or other funds				
30	Total net assets or fund balances (see instructions)	610,488.	607,264.		
31	Total liabilities and net assets/fund balances (see instructions)	610,488.	607,264.		

Part III Analysis of Changes in Net Assets or Fund Balances		
1	Total net assets or fund balances at beginning of year - Part II, column (a), line 30 (must agree with end-of-year figure reported on prior year's return)	1 610,488.
2	Enter amount from Part I, line 27a	2 -8,534.
3	Other increases not included in line 2 (itemize) ▶ RECOVERY OF PREVIOUS CHARITABLE DISTRIBUTIONS	3 6,000.
4	Add lines 1, 2, and 3	4 607,954.
5	Decreases not included in line 2 (itemize) ▶ PRIOR PERIOD ADJUSTMENT	5 690.
6	Total net assets or fund balances at end of year (line 4 minus line 5) - Part II, column (b), line 30	6 607,264.

Part IV Capital Gains and Losses for Tax on Investment Income

(a) List and describe the kind(s) of property sold (e.g., real estate, 2-story brick warehouse; or common stock, 200 shs MLC Co)				(b) How acquired P - Purchase D - Donation	(c) Date acquired (mo., day, yr.)	(d) Date sold (mo., day, yr.)
1a PUBLICLY TRADED SECURITIES						
b						
c						
d						
e						
(e) Gross sales price	(f) Depreciation allowed (or allowable)	(g) Cost or other basis plus expense of sale	(h) Gain or (loss) (e) plus (f) minus (g)			
a 191,372.		173,807.	17,565.			
b						
c						
d						
e						
Complete only for assets showing gain in column (h) and owned by the foundation on 12/31/69						
(i) FM V. as of 12/31/69	(j) Adjusted basis as of 12/31/69	(k) Excess of col. (i) over col. (j), if any	(l) Gains (Col (h) gain minus col (k), but not less than -0-) or Losses (from col (h))			
a			17,565.			
b						
c						
d						
e						
2 Capital gain net income or (net capital loss)				2	17,565.	
{ If gain, also enter in Part I, line 7 If (loss), enter -0- in Part I, line 7 }						
3 Net short-term capital gain or (loss) as defined in sections 1222(5) and (6):				3		
If gain, also enter in Part I, line 8, column (c) (see instructions). If (loss), enter -0- in Part I, line 8						

Part V Qualification Under Section 4940(e) for Reduced Tax on Net Investment Income

(For optional use by domestic private foundations subject to the section 4940(a) tax on net investment income.)

If section 4940(d)(2) applies, leave this part blank.

Was the foundation liable for the section 4942 tax on the distributable amount of any year in the base period? Yes No
 If "Yes," the foundation does not qualify under section 4940(e) Do not complete this part.

1 Enter the appropriate amount in each column for each year; see the instructions before making any entries

(a) Base period years Calendar year (or tax year beginning in)	(b) Adjusted qualifying distributions	(c) Net value of noncharitable-use assets	(d) Distribution ratio (col (b) divided by col (c))
2011	32,683.	637,204.	0.051291
2010	32,377.	688,548.	0.047022
2009	29,198.	658,929.	0.044311
2008	37,724.	589,611.	0.063981
2007	39,178.	756,790.	0.051769

2 Total of line 1, column (d)	2	0.258374
3 Average distribution ratio for the 5-year base period - divide the total on line 2 by 5, or by the number of years the foundation has been in existence if less than 5 years	3	0.051675
4 Enter the net value of noncharitable-use assets for 2012 from Part X, line 5	4	679,856.
5 Multiply line 4 by line 3	5	35,132.
6 Enter 1% of net investment income (1% of Part I, line 27b)	6	237.
7 Add lines 5 and 6	7	35,369.
8 Enter qualifying distributions from Part XII, line 4	8	31,944.

If line 8 is equal to or greater than line 7, check the box in Part VI, line 1b, and complete that part using a 1% tax rate. See the Part VI instructions

Part VI Excise Tax Based on Investment Income (Section 4940(a), 4940(b), 4940(e), or 4948 - see instructions)

Table with 11 rows for excise tax calculations. Line 1: 473. Line 2: Tax under section 511. Line 3: 473. Line 4: NONE. Line 5: 473. Line 6: Credits/Payments. Line 6a: 192. Line 6b: NONE. Line 6c: 800. Line 6d: Backup withholding. Line 7: 992. Line 8: Penalty. Line 9: Tax due. Line 10: 519. Line 11: 519. Refunded.

Part VII-A Statements Regarding Activities

Table with 10 rows for activity statements. Columns: Question, Yes, No. Row 1a: X. Row 1b: X. Row 1c: X. Row 2: X. Row 3: X. Row 4a: X. Row 4b: X. Row 5: X. Row 6: X. Row 7: X. Row 8a: TX. Row 8b: X. Row 9: X. Row 10: X.

Part VII-A Statements Regarding Activities (continued)

11 At any time during the year, did the foundation, directly or indirectly, own a controlled entity within the meaning of section 512(b)(13)? If "Yes," attach schedule (see instructions) 11 X
12 Did the foundation make a distribution to a donor advised fund over which the foundation or a disqualified person had advisory privileges? If "Yes," attach statement (see instructions) 12 X
13 Did the foundation comply with the public inspection requirements for its annual returns and exemption application? 13 X
Website address N/A
14 The books are in care of JPMORGAN CHASE BANK, NA Telephone no. (866) 888-5157
Located at 10 S DEARBORN IL1-0117, CHICAGO, IL ZIP+4 60603
15 Section 4947(a)(1) nonexempt charitable trusts filing Form 990-PF in lieu of Form 1041 - Check here X
and enter the amount of tax-exempt interest received or accrued during the year 15
16 At any time during calendar year 2012, did the foundation have an interest in or a signature or other authority over a bank, securities, or other financial account in a foreign country? 16 Yes No X
See the instructions for exceptions and filing requirements for Form TD F 90-22.1 If "Yes," enter the name of the foreign country

Part VII-B Statements Regarding Activities for Which Form 4720 May Be Required

File Form 4720 if any item is checked in the "Yes" column, unless an exception applies.

1a During the year did the foundation (either directly or indirectly):
(1) Engage in the sale or exchange, or leasing of property with a disqualified person? Yes X No
(2) Borrow money from, lend money to, or otherwise extend credit to (or accept it from) a disqualified person? Yes X No
(3) Furnish goods, services, or facilities to (or accept them from) a disqualified person? Yes X No
(4) Pay compensation to, or pay or reimburse the expenses of, a disqualified person? X Yes No
(5) Transfer any income or assets to a disqualified person (or make any of either available for the benefit or use of a disqualified person)? Yes X No
(6) Agree to pay money or property to a government official? (Exception. Check "No" if the foundation agreed to make a grant to or to employ the official for a period after termination of government service, if terminating within 90 days) Yes X No
b If any answer is "Yes" to 1a(1)-(6), did any of the acts fail to qualify under the exceptions described in Regulations section 53.4941(d)-3 or in a current notice regarding disaster assistance (see instructions)? 1b X
Organizations relying on a current notice regarding disaster assistance check here
c Did the foundation engage in a prior year in any of the acts described in 1a, other than excepted acts, that were not corrected before the first day of the tax year beginning in 2012? 1c X
2 Taxes on failure to distribute income (section 4942) (does not apply for years the foundation was a private operating foundation defined in section 4942(j)(3) or 4942(j)(5))
a At the end of tax year 2012, did the foundation have any undistributed income (lines 6d and 6e, Part XIII) for tax year(s) beginning before 2012? Yes X No
If "Yes," list the years
b Are there any years listed in 2a for which the foundation is not applying the provisions of section 4942(a)(2) (relating to incorrect valuation of assets) to the year's undistributed income? (If applying section 4942(a)(2) to all years listed, answer "No" and attach statement - see instructions.) 2b X
c If the provisions of section 4942(a)(2) are being applied to any of the years listed in 2a, list the years here
3a Did the foundation hold more than a 2% direct or indirect interest in any business enterprise at any time during the year? Yes X No
b If "Yes," did it have excess business holdings in 2012 as a result of (1) any purchase by the foundation or disqualified persons after May 26, 1969; (2) the lapse of the 5-year period (or longer period approved by the Commissioner under section 4943(c)(7)) to dispose of holdings acquired by gift or bequest; or (3) the lapse of the 10-, 15-, or 20-year first phase holding period? (Use Schedule C, Form 4720, to determine if the foundation had excess business holdings in 2012) 3b
4a Did the foundation invest during the year any amount in a manner that would jeopardize its charitable purposes? 4a X
b Did the foundation make any investment in a prior year (but after December 31, 1969) that could jeopardize its charitable purpose that had not been removed from jeopardy before the first day of the tax year beginning in 2012? 4b X

Part VII-B Statements Regarding Activities for Which Form 4720 May Be Required (continued)

5a During the year did the foundation pay or incur any amount to:

(1) Carry on propaganda, or otherwise attempt to influence legislation (section 4945(e))? Yes No

(2) Influence the outcome of any specific public election (see section 4955); or to carry on, directly or indirectly, any voter registration drive? Yes No

(3) Provide a grant to an individual for travel, study, or other similar purposes? Yes No

(4) Provide a grant to an organization other than a charitable, etc., organization described in section 509(a)(1), (2), or (3), or section 4940(d)(2)? (see instructions) Yes No

(5) Provide for any purpose other than religious, charitable, scientific, literary, or educational purposes, or for the prevention of cruelty to children or animals? Yes No

b If any answer is "Yes" to 5a(1)-(5), did any of the transactions fail to qualify under the exceptions described in Regulations section 53.4945 or in a current notice regarding disaster assistance (see instructions)? Yes No

Organizations relying on a current notice regarding disaster assistance check here

c If the answer is "Yes" to question 5a(4), does the foundation claim exemption from the tax because it maintained expenditure responsibility for the grant? Yes No

If "Yes," attach the statement required by Regulations section 53.4945-5(d)

6a Did the foundation, during the year, receive any funds, directly or indirectly, to pay premiums on a personal benefit contract? Yes No

b Did the foundation, during the year, pay premiums, directly or indirectly, on a personal benefit contract? Yes No

If "Yes" to 6b, file Form 8870

7a At any time during the tax year, was the foundation a party to a prohibited tax shelter transaction? Yes No

b If "Yes," did the foundation receive any proceeds or have any net income attributable to the transaction? Yes No

Part VIII Information About Officers, Directors, Trustees, Foundation Managers, Highly Paid Employees, and Contractors

1 List all officers, directors, trustees, foundation managers and their compensation (see instructions).

(a) Name and address	(b) Title, and average hours per week devoted to position	(c) Compensation (If not paid, enter -0-)	(d) Contributions to employee benefit plans and deferred compensation	(e) Expense account, other allowances
JPMORGAN CHASE BANK, NA 10 S DEARBORN IL1-0117, CHICAGO, IL 60603	TRUSTEE 2	7,774.	-0-	-0-

2 Compensation of five highest-paid employees (other than those included on line 1 - see instructions). If none, enter "NONE."

(a) Name and address of each employee paid more than \$50,000	(b) Title, and average hours per week devoted to position	(c) Compensation	(d) Contributions to employee benefit plans and deferred compensation	(e) Expense account, other allowances
NONE		NONE	NONE	NONE

Total number of other employees paid over \$50,000 **NONE**

Part VIII Information About Officers, Directors, Trustees, Foundation Managers, Highly Paid Employees, and Contractors (continued)

3 Five highest-paid independent contractors for professional services (see instructions). If none, enter "NONE."

(a) Name and address of each person paid more than \$50,000	(b) Type of service	(c) Compensation
NONE		NONE

Total number of others receiving over \$50,000 for professional services ▶		NONE

Part IX-A Summary of Direct Charitable Activities

List the foundation's four largest direct charitable activities during the tax year. Include relevant statistical information such as the number of organizations and other beneficiaries served, conferences convened, research papers produced, etc.	Expenses
1 NONE	

2	

3	

4	

Part IX-B Summary of Program-Related Investments (see instructions)

Describe the two largest program-related investments made by the foundation during the tax year on lines 1 and 2	Amount
1 NONE	

2	

All other program-related investments See instructions	
3 NONE	

Total. Add lines 1 through 3 ▶	

Part X Minimum Investment Return (All domestic foundations must complete this part. Foreign foundations, see instructions.)

1	Fair market value of assets not used (or held for use) directly in carrying out charitable, etc., purposes:		
a	Average monthly fair market value of securities	1a	666,936.
b	Average of monthly cash balances	1b	23,273.
c	Fair market value of all other assets (see instructions)	1c	NONE
d	Total (add lines 1a, b, and c)	1d	690,209.
e	Reduction claimed for blockage or other factors reported on lines 1a and 1c (attach detailed explanation)	1e	
2	Acquisition indebtedness applicable to line 1 assets	2	NONE
3	Subtract line 2 from line 1d	3	690,209.
4	Cash deemed held for charitable activities. Enter 1 1/2% of line 3 (for greater amount, see instructions)	4	10,353.
5	Net value of noncharitable-use assets. Subtract line 4 from line 3. Enter here and on Part V, line 4	5	679,856.
6	Minimum investment return. Enter 5% of line 5	6	33,993.

Part XI Distributable Amount (see instructions) (Section 4942(j)(3) and (j)(5) private operating foundations and certain foreign organizations check here and do not complete this part.)

1	Minimum investment return from Part X, line 6	1	33,993.
2a	Tax on investment income for 2012 from Part VI, line 5	2a	473.
b	Income tax for 2012. (This does not include the tax from Part VI)	2b	
c	Add lines 2a and 2b	2c	473.
3	Distributable amount before adjustments Subtract line 2c from line 1	3	33,520.
4	Recoveries of amounts treated as qualifying distributions	4	6,000.
5	Add lines 3 and 4	5	39,520.
6	Deduction from distributable amount (see instructions)	6	NONE
7	Distributable amount as adjusted. Subtract line 6 from line 5. Enter here and on Part XIII, line 1	7	39,520.

Part XII Qualifying Distributions (see instructions)

1	Amounts paid (including administrative expenses) to accomplish charitable, etc., purposes:		
a	Expenses, contributions, gifts, etc. - total from Part I, column (d), line 26	1a	31,944.
b	Program-related investments - total from Part IX-B	1b	
2	Amounts paid to acquire assets used (or held for use) directly in carrying out charitable, etc., purposes	2	NONE
3	Amounts set aside for specific charitable projects that satisfy the:		
a	Suitability test (prior IRS approval required)	3a	NONE
b	Cash distribution test (attach the required schedule)	3b	NONE
4	Qualifying distributions. Add lines 1a through 3b. Enter here and on Part V, line 8, and Part XIII, line 4	4	31,944.
5	Foundations that qualify under section 4940(e) for the reduced rate of tax on net investment income. Enter 1% of Part I, line 27b (see instructions)	5	N/A
6	Adjusted qualifying distributions. Subtract line 5 from line 4	6	31,944.

Note. The amount on line 6 will be used in Part V, column (b), in subsequent years when calculating whether the foundation qualifies for the section 4940(e) reduction of tax in those years.

Part XIII Undistributed Income (see instructions)

	(a) Corpus	(b) Years prior to 2011	(c) 2011	(d) 2012
1 Distributable amount for 2012 from Part XI, line 7				39,520.
2 Undistributed income, if any, as of the end of 2012				
a Enter amount for 2011 only			29,786.	
b Total for prior years 20 10, 20 , 20		NONE		
3 Excess distributions carryover, if any, to 2012				
a From 2007	NONE			
b From 2008	NONE			
c From 2009	NONE			
d From 2010	NONE			
e From 2011	NONE			
f Total of lines 3a through e	NONE			
4 Qualifying distributions for 2012 from Part XII, line 4 ▶ \$ 31,944.				
a Applied to 2011, but not more than line 2a			29,786.	
b Applied to undistributed income of prior years (Election required - see instructions)		NONE		
c Treated as distributions out of corpus (Election required - see instructions)	NONE			
d Applied to 2012 distributable amount				2,158.
e Remaining amount distributed out of corpus	NONE			
5 Excess distributions carryover applied to 2012 (If an amount appears in column (d), the same amount must be shown in column (a).)	NONE			NONE
6 Enter the net total of each column as indicated below:				
a Corpus. Add lines 3f, 4c, and 4e. Subtract line 5	NONE			
b Prior years' undistributed income. Subtract line 4b from line 2b		NONE		
c Enter the amount of prior years' undistributed income for which a notice of deficiency has been issued, or on which the section 4942(a) tax has been previously assessed		NONE		
d Subtract line 6c from line 6b Taxable amount - see instructions		NONE		
e Undistributed income for 2011. Subtract line 4a from line 2a Taxable amount - see instructions				
f Undistributed income for 2012 Subtract lines 4d and 5 from line 1. This amount must be distributed in 2013				37,362.
7 Amounts treated as distributions out of corpus to satisfy requirements imposed by section 170(b)(1)(F) or 4942(g)(3) (see instructions)	NONE			
8 Excess distributions carryover from 2007 not applied on line 5 or line 7 (see instructions)	NONE			
9 Excess distributions carryover to 2013. Subtract lines 7 and 8 from line 6a	NONE			
10 Analysis of line 9				
a Excess from 2008	NONE			
b Excess from 2009	NONE			
c Excess from 2010	NONE			
d Excess from 2011	NONE			
e Excess from 2012	NONE			

Part XIV Private Operating Foundations (see instructions and Part VII-A, question 9)

NOT APPLICABLE

1 a If the foundation has received a ruling or determination letter that it is a private operating foundation, and the ruling is effective for 2012, enter the date of the ruling

b Check box to indicate whether the foundation is a private operating foundation described in section 4942(j)(3) or 4942(j)(5)

	Tax year	Prior 3 years			(e) Total
	(a) 2012	(b) 2011	(c) 2010	(d) 2009	
2 a Enter the lesser of the adjusted net income from Part I or the minimum investment return from Part X for each year listed					
b 85% of line 2a					
c Qualifying distributions from Part XII, line 4 for each year listed					
d Amounts included in line 2c not used directly for active conduct of exempt activities					
e Qualifying distributions made directly for active conduct of exempt activities Subtract line 2d from line 2c					
3 Complete 3a, b, or c for the alternative test relied upon					
a "Assets" alternative test - enter					
(1) Value of all assets					
(2) Value of assets qualifying under section 4942(j)(3)(B)(i).					
b "Endowment" alternative test - enter 2/3 of minimum investment return shown in Part X, line 6 for each year listed					
c "Support" alternative test - enter					
(1) Total support other than gross investment income (interest, dividends, rents, payments on securities loans (section 512(a)(5)), or royalties).					
(2) Support from general public and 5 or more exempt organizations as provided in section 4942(j)(3)(B)(iii).					
(3) Largest amount of support from an exempt organization					
(4) Gross investment income					

Part XV Supplementary Information (Complete this part only if the foundation had \$5,000 or more in assets at any time during the year - see instructions.)

1 Information Regarding Foundation Managers:

a List any managers of the foundation who have contributed more than 2% of the total contributions received by the foundation before the close of any tax year (but only if they have contributed more than \$5,000). (See section 507(d)(2).)

N/A

b List any managers of the foundation who own 10% or more of the stock of a corporation (or an equally large portion of the ownership of a partnership or other entity) of which the foundation has a 10% or greater interest.

N/A

2 Information Regarding Contribution, Grant, Gift, Loan, Scholarship, etc., Programs:

Check here if the foundation only makes contributions to preselected charitable organizations and does not accept unsolicited requests for funds. If the foundation makes gifts, grants, etc. (see instructions) to individuals or organizations under other conditions, complete items 2a, b, c, and d.

a The name, address, and telephone number or e-mail of the person to whom applications should be addressed:

b The form in which applications should be submitted and information and materials they should include:

c Any submission deadlines:

d Any restrictions or limitations on awards, such as by geographical areas, charitable fields, kinds of institutions, or other factors:

Part XV Supplementary Information (continued)

3 Grants and Contributions Paid During the Year or Approved for Future Payment

Recipient Name and address (home or business)	If recipient is an individual, show any relationship to any foundation manager or substantial contributor	Foundation status of recipient	Purpose of grant or contribution	Amount
a Paid during the year				
MEALS ON WHEELS, INC OF TARRANT COUNTY 320 SOUTH FREEWAY FORT WORTH TX 76104 3525	NONE	PUBLIC CHA	GENERAL	9,000.
FORT WORTH PUBLIC LIBRARY 500 W 3RD ST FORT WORTH TX 76102	NONE	PUBLIC CHA	GENERAL	9,000.
THE WOMENS CLUB OF FORT WORTH 1316 PENNSYLVANIA AVE Fort Worth TX 76104	NONE	PUBLIC CHR	GENERAL	12,000.
Total				3a 30,000.
b Approved for future payment				
Total				3b

Part XVI-A Analysis of Income-Producing Activities

Enter gross amounts unless otherwise indicated.

Table with 5 main columns: (a) Business code, (b) Amount, (c) Exclusion code, (d) Amount, (e) Related or exempt function income. Rows include categories like Program service revenue, Membership dues, Interest on savings, Dividends, Net rental income, etc.

Part XVI-B Relationship of Activities to the Accomplishment of Exempt Purposes

Table with 2 columns: Line No., Explain below how each activity for which income is reported in column (e) of Part XVI-A contributed importantly to the accomplishment of the foundation's exempt purposes.

NOT APPLICABLE

Part XVII Information Regarding Transfers To and Transactions and Relationships With Noncharitable Exempt Organizations

- 1 Did the organization directly or indirectly engage in any of the following with any other organization described in section 501(c) of the Code (other than section 501(c)(3) organizations) or in section 527, relating to political organizations?
a Transfers from the reporting foundation to a noncharitable exempt organization of:
(1) Cash
(2) Other assets
b Other transactions:
(1) Sales of assets to a noncharitable exempt organization
(2) Purchases of assets from a noncharitable exempt organization
(3) Rental of facilities, equipment, or other assets
(4) Reimbursement arrangements
(5) Loans or loan guarantees
(6) Performance of services or membership or fundraising solicitations
c Sharing of facilities, equipment, mailing lists, other assets, or paid employees
d If the answer to any of the above is "Yes," complete the following schedule

Table with 3 columns: Question, Yes, No. Rows 1a(1) through 1c.

Table with 4 columns: (a) Line no, (b) Amount involved, (c) Name of noncharitable exempt organization, (d) Description of transfers, transactions, and sharing arrangements.

2a Is the foundation directly or indirectly affiliated with, or related to, one or more tax-exempt organizations described in section 501(c) of the Code (other than section 501(c)(3)) or in section 527? Yes No

Table with 3 columns: (a) Name of organization, (b) Type of organization, (c) Description of relationship.

Sign Here Under penalties of perjury, I declare that I have examined this return, including accompanying schedules and statements, and to the best of my knowledge and belief, it is true, correct, and complete Declaration of preparer (other than taxpayer) is based on all information of which preparer has any knowledge
Signature of officer or trustee: Anthony Ward
Date: 05/23/2014
Title:
May the IRS discuss this return with the preparer shown below (see instructions)? Yes No

Paid Preparer Use Only Print/Type preparer's name Preparer's signature Date Check if self-employed PTIN Firm's name Firm's address Firm's EIN Phone no.

**SCHEDULE D
(Form 1041)**

Department of the Treasury
Internal Revenue Service

Capital Gains and Losses

▶ Attach to Form 1041, Form 5227, or Form 990-T.
▶ Information about Schedule D (Form 1041) and its separate instructions is at
www.irs.gov/form1041

OMB No 1545-0092

2012

Name of estate or trust

EVERETT & EDITH COMER CHARITABLE TRUST

Employer identification number

71-6230328

Note: Form 5227 filers need to complete *only* Parts I and II.

Part I Short-Term Capital Gains and Losses - Assets Held One Year or Less

(a) Description of property (Example 100 shares 7% preferred of "Z" Co)	(b) Date acquired (mo., day, yr.)	(c) Date sold (mo., day, yr.)	(d) Sales price	(e) Cost or other basis (see instructions)	(f) Gain or (loss) for the entire year Subtract (e) from (d)
1a					
b Enter the short-term gain or (loss), if any, from Schedule D-1, line 1b					1b -808.
2 Short-term capital gain or (loss) from Forms 4684, 6252, 6781, and 8824					2
3 Net short-term gain or (loss) from partnerships, S corporations, and other estates or trusts					3
4 Short-term capital loss carryover. Enter the amount, if any, from line 9 of the 2011 Capital Loss Carryover Worksheet					4 ()
5 Net short-term gain or (loss). Combine lines 1a through 4 in column (f). Enter here and on line 13, column (3) on the back					5 -808.

Part II Long-Term Capital Gains and Losses - Assets Held More Than One Year

(a) Description of property (Example 100 shares 7% preferred of "Z" Co)	(b) Date acquired (mo., day, yr.)	(c) Date sold (mo., day, yr.)	(d) Sales price	(e) Cost or other basis (see instructions)	(f) Gain or (loss) for the entire year Subtract (e) from (d)
6a LONG-TERM CAPITAL GAIN DIVIDENDS					5,607.
b Enter the long-term gain or (loss), if any, from Schedule D-1, line 6b					6b 12,766.
7 Long-term capital gain or (loss) from Forms 2439, 4684, 6252, 6781, and 8824					7
8 Net long-term gain or (loss) from partnerships, S corporations, and other estates or trusts					8
9 Capital gain distributions					9
10 Gain from Form 4797, Part I					10
11 Long-term capital loss carryover Enter the amount, if any, from line 14 of the 2011 Capital Loss Carryover Worksheet					11 ()
12 Net long-term gain or (loss). Combine lines 6a through 11 in column (f). Enter here and on line 14a, column (3) on the back					12 18,373.

For Paperwork Reduction Act Notice, see the Instructions for Form 1041.

Schedule D (Form 1041) 2012

Part III Summary of Parts I and II		(1) Beneficiaries' (see instr.)	(2) Estate's or trust's	(3) Total
Caution: Read the instructions before completing this part.				
13	Net short-term gain or (loss)	13		-808.
14	Net long-term gain or (loss):			
a	Total for year	14a		18,373.
b	Unrecaptured section 1250 gain (see line 18 of the wrksht.)	14b		
c	28% rate gain	14c		1,611.
15	Total net gain or (loss). Combine lines 13 and 14a ▶	15		17,565.

Note: If line 15, column (3), is a net gain, enter the gain on Form 1041, line 4 (or Form 990-T, Part I, line 4a) If lines 14a and 15, column (2), are net gains, go to Part V, and do not complete Part IV If line 15, column (3), is a net loss, complete Part IV and the **Capital Loss Carryover Worksheet**, as necessary

Part IV Capital Loss Limitation

16	Enter here and enter as a (loss) on Form 1041, line 4 (or Form 990-T, Part I, line 4c, if a trust), the smaller of: a The loss on line 15, column (3) or b \$3,000	16	()
-----------	---------------------------------------------------------------------------------------------------------------------------------------------------------------------------------	-----------	-----

Note: If the loss on line 15, column (3), is more than \$3,000, or if Form 1041, page 1, line 22 (or Form 990-T, line 34), is a loss, complete the **Capital Loss Carryover Worksheet** in the instructions to figure your capital loss carryover

Part V Tax Computation Using Maximum Capital Gains Rates

Form 1041 filers. Complete this part **only** if both lines 14a and 15 in column (2) are gains, or an amount is entered in Part I or Part II and there is an entry on Form 1041, line 2b(2), and Form 1041, line 22, is more than zero.

Caution: Skip this part and complete the **Schedule D Tax Worksheet** in the instructions if:

- Either line 14b, col. (2) or line 14c, col. (2) is more than zero, or
- Both Form 1041, line 2b(1), and Form 4952, line 4g are more than zero.

Form 990-T trusts. Complete this part **only** if both lines 14a and 15 are gains, or qualified dividends are included in income in Part I of Form 990-T, and Form 990-T, line 34, is more than zero. Skip this part and complete the **Schedule D Tax Worksheet** in the instructions if either line 14b, col. (2) or line 14c, col. (2) is more than zero.

17	Enter taxable income from Form 1041, line 22 (or Form 990-T, line 34)	17		
18	Enter the smaller of line 14a or 15 in column (2) but not less than zero	18		
19	Enter the estate's or trust's qualified dividends from Form 1041, line 2b(2) (or enter the qualified dividends included in income in Part I of Form 990-T)	19		
20	Add lines 18 and 19	20		
21	If the estate or trust is filing Form 4952, enter the amount from line 4g; otherwise, enter -0- ▶	21		
22	Subtract line 21 from line 20. If zero or less, enter -0-	22		
23	Subtract line 22 from line 17. If zero or less, enter -0-	23		
24	Enter the smaller of the amount on line 17 or \$2,400	24		
25	Is the amount on line 23 equal to or more than the amount on line 24? <input type="checkbox"/> Yes. Skip lines 25 and 26; go to line 27 and check the "No" box. <input type="checkbox"/> No. Enter the amount from line 23	25		
26	Subtract line 25 from line 24	26		
27	Are the amounts on lines 22 and 26 the same? <input type="checkbox"/> Yes. Skip lines 27 thru 30, go to line 31 <input type="checkbox"/> No. Enter the smaller of line 17 or line 22	27		
28	Enter the amount from line 26 (If line 26 is blank, enter -0-)	28		
29	Subtract line 28 from line 27	29		
30	Multiply line 29 by 15% (.15)	30		
31	Figure the tax on the amount on line 23. Use the 2012 Tax Rate Schedule for Estates and Trusts (see the Schedule G instructions in the instructions for Form 1041)	31		
32	Add lines 30 and 31	32		
33	Figure the tax on the amount on line 17. Use the 2012 Tax Rate Schedule for Estates and Trusts (see the Schedule G instructions in the instructions for Form 1041)	33		
34	Tax on all taxable income. Enter the smaller of line 32 or line 33 here and on Form 1041, Schedule G, line 1a (or Form 990-T, line 36)	34		



EVERETT & EDITH COMER NP CHAR TRUST ACCT R74854002
For the Period 10/1/13 to 10/31/13

Account Summary

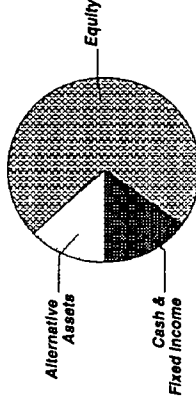
PRINCIPAL

Asset Allocation	Beginning Market Value	Ending Market Value	Change In Value	Annual Income	Estimated Annual Income	Current Allocation
Equity	530,766.20	521,727.87	(9,038.33)	6,508.66	6,508.66	72%
Alternative Assets	98,406.63	93,889.98	(4,516.65)	1,790.88	1,790.88	13%
Cash & Fixed Income	88,937.37	108,072.68	19,135.31	2,418.86	2,418.86	15%
Market Value	\$718,110.20	\$723,690.53	\$5,580.33	\$10,718.40	\$10,718.40	100%

INCOME

Cash Position	Beginning Market Value	Ending Market Value	Change In Value
Cash Balance	11,981.30	305.54	(11,675.76)
Accruals	386.27	109.65	(276.62)
Market Value	\$12,367.57	\$415.19	(\$11,952.38)

Asset Allocation



INCOME

Portfolio Activity	Current Period Value	Year-to-Date Value
Beginning Market Value	11,981.30	251.76
Additions	16,235.14	22,235.14
Withdrawals & Fees	(28,490.56)	(34,239.33)
Net Additions/Withdrawals	(\$12,255.42)	(\$12,004.19)
Income	578.66	12,057.97
Ending Market Value	\$305.54	\$305.54
Accruals	109.65	109.65
Market Value with Accruals	\$415.19	\$415.19

PRINCIPAL

Portfolio Activity	Current Period Value	Year-to-Date Value
Beginning Market Value	718,110.20	633,237.84
Additions	2.16	2.16
Withdrawals & Fees	(16,575.70)	(20,122.28)
Net Additions/Withdrawals	(\$16,575.70)	(\$20,120.12)
Change In Investment Value	22,156.03	110,572.81
Ending Market Value	\$723,690.53	\$723,690.53
Accruals	--	--
Market Value with Accruals	--	--



EVERETT & EDITH COMER NP CHAR TRUST ACCT. R74854002
For the Period 10/1/13 to 10/31/13

Account Summary CONTINUED

Tax Summary	Current Period Value	Year-to-Date Value
Domestic Dividends/Distributions	579.06	11,888.17
Interest Income	0.60	7.66
Taxable Income	\$579.66	\$11,895.83
Tax-Exempt Income		162.14
Tax-Exempt Income		\$162.14

	Current Period Value	Year-to-Date Value
LT Capital Gain Distributions		5,574.85
ST Realized Gain/Loss		(809.67)
LT Realized Gain/Loss	10,107.31	12,076.69
Realized Gain/Loss	\$10,107.31	\$16,841.87

Unrealized Gain/Loss To-Date Value
\$116,732.49

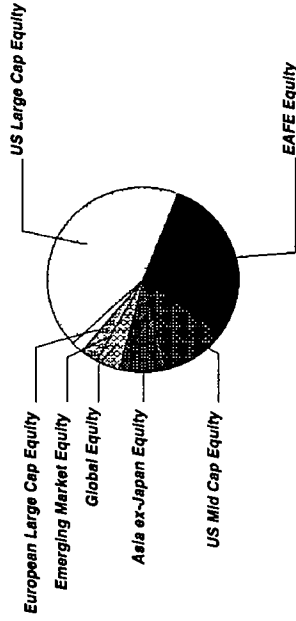
Cost Summary	Cost
Equity	407,065.27
Cash & Fixed Income	104,947.25
Total	\$512,012.52



EVERETT & EDITH COMER NP CHAR TRUST ACCT. R74854002
For the Period 10/1/13 to 10/31/13

Equity Summary

Asset Categories	Beginning Market Value	Ending Market Value	Change In Value	Current Allocation
US Large Cap Equity	231,110.97	229,946.64	(1,164.33)	31%
US Mid Cap Equity	65,948.86	56,989.27	(8,959.59)	8%
EAFE Equity	150,825.62	148,613.07	(2,212.55)	21%
European Large Cap Equity	7,630.00	7,949.20	319.20	1%
Asia ex-Japan Equity	39,797.80	41,386.81	1,589.01	6%
Emerging Market Equity	13,433.98	13,926.80	492.82	2%
Global Equity	22,018.97	22,916.08	897.11	3%
Total Value	\$530,766.20	\$521,727.87	(\$9,038.33)	72%



Equity as a percentage of your portfolio - 72 %

Market Value/Cost	Current Period Value
Market Value	(521,727.87)
Tax Cost	(407,065.27)
Unrealized Gain/Loss	114,662.60
Estimated Annual Income	6,508.66
Yield	1.24%

Equity Detail

J.P.Morgan



EVERETT & EDITH COMER NP CHAR TRUST ACCT. R74854002
For the Period 10/1/13 to 10/31/13

	Price	Quantity	Value	Adjusted Tax Cost Original Cost	Unrealized Gain/Loss	Est. Annual Inc. Accrued Div.	Yield
US Large Cap Equity							
EDGEWOOD GROWTH FUND-INS							
0075W0-75-9 EGFI X	17.46	946,742	16,530.12	11,057.94	5,472.18	24.61	0.15%
FMI LARGE CAP FUND							
LARGE CAP FD	21.20	738,465	15,655.46	8,041.89	7,613.57	144.73	0.92%
302933-20-5 FMIH X							
HARTFORD CAPITAL APPRECI							
416649-30-9 ITHI X	46.01	900,727	41,442.45	30,812.08	10,630.37	311.65	0.75%
JPM TRI INTREPID AMERICA FD - SEL							
FUND 1206	33.18	389,873	12,935.99	9,664.95	3,271.04	192.98	1.49%
4812A2-10-8 JPIA X							
JPM TRI US LG CAP CORE PLUS FD -SEL							
FUND 1002	28.35	832,488	23,601.03	15,007.87	8,593.16	140.69	0.60%
4812A2-38-9 JLPS X							
JPM TRI GROWTH ADVANTAGE FD - SEL							
FUND 1567	13.52	944,869	12,774.63	6,736.92	6,037.71	22.67	0.18%
4812A3-71-8 JGAS X							
MANNING & NAPIER EQUITY SERI							
563821-60-2 EXEY X	21.60	1,320,104	28,514.25	26,098.45	2,415.80	44.88	0.16%
NEUBERGER BER MU/C OPP-INS							
64122C-30-9 NMUL X	14.78	1,611,774	23,822.02	17,497.00	6,325.02	217.58	0.91%
SPDR S&P 500 ETF TRUST							
78462F-10-3 SPY	175.79	311,000	54,670.69	37,336.62	17,334.07	1,055.22	1.93%
Total US Large Cap Equity			\$229,946.64	\$162,253.72	\$67,692.92	\$2,155.01	0.94%



EVERETT & EDITH COMER NP CHAR TRUST ACCT. R74854002
For the Period 10/1/13 to 10/31/13

	Price	Quantity	Value	Adjusted Tax Cost Original Cost	Unrealized Gain/Loss	Est. Annual Inc. Accrued Div.	Yield
US Mid Cap Equity							
ASTON/FAIRPOINTE MID CAP-I 00078H-15-8 ABMI X	46.10	612.602	28,240.95	20,030.50	8,210.45	237.68	0.84%
ISHARES CORE S&P MID-CAP ETF 464287-50-7 IJH	128.54	124.000	15,938.96	11,931.55	4,007.41	227.04	1.42%
JPM TR II MKT EXP ENH INDX FD-SEL 4812C1-63-7 PGMI X	13.69	935.673	12,809.36	6,343.87	6,465.49	131.92	1.03%
Total US Mid Cap Equity			\$56,989.27	\$38,305.92	\$18,683.35	\$596.64	1.04%
EAFE Equity							
DODGE & COX INTL STOCK FUND 256206-10-3 DODF X	42.42	840.390	35,649.34	30,774.28	4,875.06	627.77	1.76%
ISHARES MSCI EAFE INDEX FUND 464287-46-5 EFA	65.88	468.000	30,831.84	28,853.63	1,978.21	824.14	2.67%
JPM TR I INTL VALUE FD - SEL FUND 1296 4812A0-56-5 JIES X	15.19	1,399.299	21,255.35	19,947.54	1,307.81	443.57	2.09%
MFS INTL VALUE-I 55273E-82-2 MINI X	35.07	862.629	30,252.40	23,342.91	6,909.49	443.39	1.47%
OAKMARK INTERNATIONAL FD-I 413838-20-2 OAKI X	26.72	1,146.113	30,624.14	28,160.00	2,464.14	503.14	1.64%
Total EAFE Equity			\$148,613.07	\$131,078.36	\$17,534.71	\$2,842.01	1.91%



EVERETT & EDITH COMER NP CHAR TRUST ACCT. R74854002
For the Period 10/1/13 to 10/31/13

	Price	Quantity	Value	Adjusted Tax Cost Original Cost	Unrealized Gain/Loss	Est Annual Inc Accrued Div.	Yield
European Large Cap Equity							
VANGUARD FTSE EUROPE ETF 922042-87-4 VGK	56.78	140,000	7,949.20	6,792.16	1,157.04	249.62	3.14%
Asia ex-Japan Equity							
COLUMBIA ASIA PAX X-JPN-RS 19763P-57-2 TAPR X	13.80	1,520,967	20,989.34	18,090.79	2,898.55	389.36	1.86%
T ROWE PRICE NEW ASIA 77956H-50-0 PRAS X	16.81	1,213,413	20,397.47	17,970.65	2,426.82	194.14	0.95%
Total Asia ex-Japan Equity			\$41,386.81	\$36,061.44	\$5,325.37	\$583.50	1.41%
Emerging Market Equity							
DELAWARE EMERGING MARKETS-I 245914-81-7 DEMI X	16.49	472,572	7,792.71	7,069.67	723.04	67.10	0.86%
JPM TRI CHINA REGION FD - SEL FUND 3810 4812A3-52-8 JCHS X	20.75	295,619	6,134.09	5,398.00	736.09	14.78	0.24%
Total Emerging Market Equity			\$13,926.80	\$12,467.67	\$1,459.13	\$81.88	0.59%



EVERETT & EDITH COMER NP CHAR TRUST ACCT R74854002
For the Period 10/1/13 to 10/31/13


	Price	Quantity	Value	Adjusted Tax Cost Original Cost	Unrealized Gain/Loss	Est. Annual Inc Accrued Div	Yield
Global Equity							
JPM TR I GLBL RES ENH IDX FD FUND 3457 46637K-51-3 JEIT X	17.37	1,319,291	22,916.08	20,106.00	2,810.08		



EVERETT & EDITH COMER NP CHAR TRUST ACCT. R74854002
For the Period 10/1/13 to 10/31/13

Alternative Assets Summary

Asset Categories	Beginning Estimated Value	Ending Estimated Value	Change In Value	Current Allocation
Hedge Funds	72,878.13	73,624.73	746.60	10%
Hard Assets	25,528.50	20,265.25	(5,263.25)	3%
Total Value	\$98,406.63	\$93,889.98	(\$4,516.65)	13%



Alternative Assets Detail

Alternative Assets as a percentage of your portfolio - 13 %

Hedge Funds	Price	Quantity	Estimated Value	Cost
EATON VANCE FLOATING-RATE ADVANTAGE I 277923-63-7 EIFA X	11.18	1,134.971	12,688.98	12,439.28
EATON VANCE GLOBAL MACRO-I 277923-72-8 EIGM X	9.41	1,301.332	12,245.53	13,464.65

J.P.Morgan



EVERETT & EDITH COMER NP CHAR TRUST ACCT. R74854002
For the Period 10/1/13 to 10/31/13


	Price	Quantity	Estimated Value	Cost
Hedge Funds				
EQUINOX FDS TR EQNX CB STGY I 29446A-81-9 EBSI X	10.42	959.905	10,002.21	10,079.00
GATEWAY FUND-Y 367829-88-4 GTEY X	28.56	485.049	13,853.00	13,431.00
INV BALANCED-RISK ALLOC-Y 00141V-69-7 ABRV X	12.99	997.002	12,951.06	12,303.00
PIMCO UNCONSTRAINED BOND-P 72201M-45-3 PUCP X	11.25	1,056.351	11,883.95	12,391.00
Total Hedge Funds			\$73,624.73	\$74,107.93
Hard Assets				
POWERSHARES DB COMMODITY INDEX TRACKING FUND 73935S-10-5 DBC	25.75	787.000	20,265.25	20,637.59



EVERETT & EDITH COMER NP CHAR TRUST ACCT. R74854002
For the Period 10/1/13 to 10/31/13

Cash & Fixed Income Summary

Asset Categories	Beginning Market Value	Ending Market Value	Change In Value	Current Allocation
Cash	15,647.37	(37,868.57)	22,221.20	5%
US Fixed Income	66,783.62	63,587.37	(3,196.25)	9%
Foreign Exchange & Non-USD Fixed Income	6,506.38	6,616.74	110.36	1%
Total Value	\$88,937.37	\$108,072.68	\$19,135.31	15%



Market Value/Cost	Current Period Value
Market Value	(108,072.68)
Tax Cost	(104,947.25)
Unrealized Gain/Loss	3,125.43
Estimated Annual Income	2,418.86
Accrued Interest	109.65
Yield	2.23%

Cash & Fixed Income as a percentage of your portfolio - 15 %

SUMMARY BY MATURITY

Cash & Fixed Income	Market Value	% of Bond Portfolio
0-6 months ¹	108,072.68	100%

¹ The years indicate the number of years until the bond is scheduled to mature based on the statement end date. Some bonds may be called, or paid in full, before their stated maturity.

SUMMARY BY TYPE

Cash & Fixed Income	Market Value	% of Bond Portfolio
Cash	37,868.57	35%
International Bonds	6,616.74	6%
Mutual Funds	63,587.37	59%
Total Value	\$108,072.68	100%



EVERETT & EDITH COMER NP CHAR TRUST ACCT. R74854002
For the Period 10/1/13 to 10/31/13

Note: ¹ This is the Annual Percentage Yield (APY) which is the rate earned if balances remain on deposit for a full year with compounding, there is no change in the interest rate and all interest is left in the account.

Cash & Fixed Income Detail

	Price	Quantity	Value	Adjusted Tax Cost Original Cost	Unrealized Gain/Loss	Est. Annual Income Accrued Interest	Yield
Cash							
US DOLLAR PRINCIPAL	1.00	37,868.57	37,868.57	37,868.57		11.36	0.03% ¹
US Fixed Income							
DOUBLELINE TOTAL RET BD-I 258620-10-3	10.98	1,212.59	13,314.24	13,488.00	(173.76)	681.47	5.12%
JPM TR I STRG INCM OPPTY FD - SEL FUND 3844 4812A4-35-1	11.90	1,113.81	13,254.39	11,521.60	1,732.79	370.90 22.28	2.80%
JPM TR II HIGH YIELD BOND FD - SEL FUND 3580 4812C0-80-3	8.22	1,661.19	13,654.99	11,942.03	1,712.96	843.88 68.11	6.18%
JPM TR II SHORT DURATION BD FD - SEL FUND 3133 4812C1-33-0	10.92	2,139.54	23,363.75	23,468.93	(105.18)	228.93 19.26	0.98%
Total US Fixed Income			\$63,587.37	\$60,420.56	\$3,166.81	\$2,125.18 \$109.65	3.34%



EVERETT & EDITH COMER NP CHAR TRUST ACCT. R74854002
For the Period 10/1/13 to 10/31/13

	Price	Quantity	Value	Adjusted Tax Cost Original Cost	Unrealized Gain/Loss	Est. Annual Income Accrued Interest	Yield
Foreign Exchange & Non-USD Fixed Income							
DREYFUS EMG MKT DEBT LOC C-I 261980-49-4	14.39	459.82	6,616.74	6,658.12	(41.38)	282.32	4.27%

FORM 990PF, PART I - OTHER INCOME
=====

DESCRIPTION -----	REVENUE AND EXPENSES PER BOOKS -----	NET INVESTMENT INCOME -----
POWERSHARES DB COMM TRACKING INDEX FUND		197.
TOTALS		197.

FORM 990PF, PART I - TAXES
=====

DESCRIPTION	REVENUE AND EXPENSES PER BOOKS	NET INVESTMENT INCOME
FEDERAL TAX PAYMENT - PRIOR YE	200.	
FEDERAL ESTIMATES - INCOME	150.	
FOREIGN TAXES ON QUALIFIED FOR	288.	288.
FOREIGN TAXES ON NONQUALIFIED	44.	44.
TOTALS	682.	332.