



See a Social Security Number? Say Something!  
Report Privacy Problems to <https://public.resource.org/privacy>  
Or call the IRS Identity Theft Hotline at 1-800-908-4490



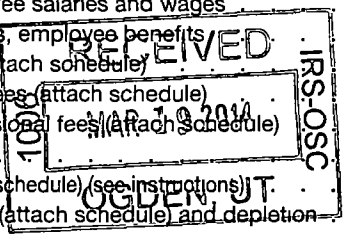
**Return of Private Foundation**  
**or Section 4947(a)(1) Nonexempt Charitable Trust**  
**Treated as a Private Foundation**

*Note.* The foundation may be able to use a copy of this return to satisfy state reporting requirements.

**For calendar year 2012 or tax year beginning** November 1 , 2012, and ending October 31 , 20 13

Name of foundation <b>The Goppert Foundation</b>		A Employer identification number <b>446013933</b>	
Number and street (or P.O. box number if mail is not delivered to street address) <b>10401 Holmes Rd</b>		Room/suite <b>222</b>	B Telephone number (see instructions) <b>(816) 942-7595</b>
City or town, state, and ZIP code <b>Kansas City, Missouri 64131</b>		C If exemption application is pending, check here <input type="checkbox"/>	
G Check all that apply: <input type="checkbox"/> Initial return <input type="checkbox"/> Initial return of a former public charity <input type="checkbox"/> Final return <input type="checkbox"/> Amended return <input type="checkbox"/> Address change <input type="checkbox"/> Name change		D 1. Foreign organizations, check here <input type="checkbox"/> 2. Foreign organizations meeting the 85% test, check here and attach computation <input type="checkbox"/>	
H Check type of organization: <input checked="" type="checkbox"/> Section 501(c)(3) exempt private foundation <input type="checkbox"/> Section 4947(a)(1) nonexempt charitable trust <input type="checkbox"/> Other taxable private foundation		E If private foundation status was terminated under section 507(b)(1)(A), check here <input type="checkbox"/>	
I Fair market value of all assets at end of year (from Part II, col. (c), line 16) <b>\$ 40,243,986</b>	J Accounting method: <input checked="" type="checkbox"/> Cash <input type="checkbox"/> Accrual <input type="checkbox"/> Other (specify) _____ <i>(Part I, column (d) must be on cash basis.)</i>		
F If the foundation is in a 60-month termination under section 507(b)(1)(B), check here <input type="checkbox"/>			

<b>Part I Analysis of Revenue and Expenses</b> <i>(The total of amounts in columns (b), (c), and (d) may not necessarily equal the amounts in column (a) (see instructions).)</i>		(a) Revenue and expenses per books	(b) Net investment income	(c) Adjusted net income	(d) Disbursements for charitable purposes (cash basis only)
<b>Revenue</b>	1 Contributions, gifts, grants, etc., received (attach schedule)	0			
	2 Check <input type="checkbox"/> if the foundation is not required to attach Sch. B				
	3 Interest on savings and temporary cash investments	703,503	703,503		
	4 Dividends and interest from securities	1,269,372	1,269,372		
	5a Gross rents	0	0		
	b Net rental income or (loss)				
	6a Net gain or (loss) from sale of assets not on line 10	371,420			
	b Gross sales price for all assets on line 6a				
	7 Capital gain net income (from Part IV, line 2)		371,420		
	8 Net short-term capital gain				
	9 Income modifications				
	10a Gross sales less returns and allowances				
b Less: Cost of goods sold					
c Gross profit or (loss) (attach schedule)	0				
11 Other income (attach schedule)	0	0			
12 <b>Total.</b> Add lines 1 through 11	2,344,295	2,344,295	0		
<b>Operating and Administrative Expenses</b>	13 Compensation of officers, directors, trustees, etc.	5,000	2,500		2,500
	14 Other employee salaries and wages	0	0		0
	15 Pension plans, employee benefits	0	0		0
	16a Legal fees (attach schedule)	3,657	1,828		1,829
	b Accounting fees (attach schedule)	0	0		0
	c Other professional fees (attach schedule)	201,230	100,615		100,615
	17 Interest	0	0		0
	18 Taxes (attach schedule) (see instructions)	44,532	0		0
	19 Depreciation (attach schedule) and depletion	98	98		
	20 Occupancy	21,944	10,972		10,972
	21 Travel, conferences, and meetings	0	0		0
	22 Printing and publications	29	15		14
	23 Other expenses (attach schedule)	3,326	1,663		1,663
	24 <b>Total operating and administrative expenses.</b> Add lines 13 through 23	279,816	117,691	0	117,593
	25 Contributions, gifts, grants paid	1,759,300			1,759,300
26 <b>Total expenses and disbursements.</b> Add lines 24 and 25	2,039,116	117,691	0	1,876,893	
27 Subtract line 26 from line 12:					
a <b>Excess of revenue over expenses and disbursements</b>	305,179				
b <b>Net investment income</b> (if negative, enter -0-)		2,226,604			
c <b>Adjusted net income</b> (if negative, enter -0-)			0		



SCANNED MAR 24 2014

Part II Balance Sheets		Attached schedules and amounts in the description column should be for end-of-year amounts only. (See instructions.)		Beginning of year	End of year	
		(a) Book Value	(b) Book Value	(c) Fair Market Value		
Assets	1	Cash—non-interest-bearing . . . . .		1,544,054	1,841,064	1,841,054
	2	Savings and temporary cash investments . . . . .		0	0	0
	3	Accounts receivable ▶ . . . . .	0			
		Less: allowance for doubtful accounts ▶ . . . . .	0	0	0	0
	4	Pledges receivable ▶ . . . . .	0			
		Less: allowance for doubtful accounts ▶ . . . . .	0	0	0	0
	5	Grants receivable . . . . .		0	0	0
	6	Receivables due from officers, directors, trustees, and other disqualified persons (attach schedule) (see instructions) . . . . .		0	0	0
	7	Other notes and loans receivable (attach schedule) ▶ . . . . .	0			
		Less: allowance for doubtful accounts ▶ . . . . .	0	0	0	0
	8	Inventories for sale or use . . . . .		0	0	0
	9	Prepaid expenses and deferred charges . . . . .		0	0	0
	10a	Investments—U.S. and state government obligations (attach schedule) . . . . .		14,606,833	12,398,528	13,525,996
	b	Investments—corporate stock (attach schedule) . . . . .		5,412,808	5,412,808	5,527,651
	c	Investments—corporate bonds (attach schedule) . . . . .		0	0	0
	11	Investments—land, buildings, and equipment: basis ▶ . . . . .	0			
	Less: accumulated depreciation (attach schedule) ▶ . . . . .	0	0	0	0	
12	Investments—mortgage loans . . . . .		0	0	0	
13	Investments—other (attach schedule) . . . . .		12,625,835	14,762,281	19,348,405	
14	Land, buildings, and equipment: basis ▶ . . . . .	978				
	Less: accumulated depreciation (attach schedule) ▶ . . . . .	98	0	880	880	
15	Other assets (describe ▶ . . . . .)		0	0	0	
16	<b>Total assets</b> (to be completed by all filers—see the instructions. Also, see page 1, item l) . . . . .		34,189,530	34,415,561	40,243,986	
Liabilities	17	Accounts payable and accrued expenses . . . . .		0	0	
	18	Grants payable . . . . .		0	0	
	19	Deferred revenue . . . . .		0	0	
	20	Loans from officers, directors, trustees, and other disqualified persons . . . . .		0	0	
	21	Mortgages and other notes payable (attach schedule) . . . . .		0	0	
	22	Other liabilities (describe ▶ <b>TAXES PAYABLE</b> . . . . .)		(11,408)	15,364	
23	<b>Total liabilities</b> (add lines 17 through 22) . . . . .		(11,408)	15,364		
Net Assets or Fund Balances	Foundations that follow SFAS 117, check here and complete lines 24 through 26 and lines 30 and 31. <input type="checkbox"/>					
	24	Unrestricted . . . . .				
	25	Temporarily restricted . . . . .				
	26	Permanently restricted . . . . .				
	Foundations that do not follow SFAS 117, check here and complete lines 27 through 31. <input checked="" type="checkbox"/>					
	27	Capital stock, trust principal, or current funds . . . . .		0	0	
	28	Paid-in or capital surplus, or land, bldg., and equipment fund . . . . .		27,045,225	27,045,225	
29	Retained earnings, accumulated income, endowment, or other funds . . . . .		7,155,713	7,354,972		
30	<b>Total net assets or fund balances</b> (see instructions) . . . . .		34,200,938	34,400,197		
31	<b>Total liabilities and net assets/fund balances</b> (see instructions) . . . . .		34,189,530	34,415,561		

**Part III Analysis of Changes in Net Assets or Fund Balances**

1	Total net assets or fund balances at beginning of year—Part II, column (a), line 30 (must agree with end-of-year figure reported on prior year's return) . . . . .	1	34,200,938
2	Enter amount from Part I, line 27a . . . . .	2	305,179
3	Other increases not included in line 2 (itemize) ▶ . . . . .	3	0
4	Add lines 1, 2, and 3 . . . . .	4	0
5	Decreases not included in line 2 (itemize) ▶ <b>C.H. GOPPERT TRUST ADJ: 105,920</b> . . . . .	5	105,920
6	<b>Total net assets or fund balances at end of year</b> (line 4 minus line 5)—Part II, column (b), line 30 . . . . .	6	34,400,197

**Part IV Capital Gains and Losses for Tax on Investment Income**

(a) List and describe the kind(s) of property sold (e.g., real estate, 2-story brick warehouse, or common stock, 200 shs MLC Co.)		(b) How acquired P—Purchase D—Donation	(c) Date acquired (mo., day, yr.)	(d) Date sold (mo., day, yr.)
<b>1a</b>	George K. Baum Inv. Fund (see schedule)	P	Various	Various
<b>b</b>	100M Par US TNotes matured 2/15	P	7/28/05	2/15/13
<b>c</b>				
<b>d</b>				
<b>e</b>				
(e) Gross sales price	(f) Depreciation allowed (or allowable)	(g) Cost or other basis plus expense of sale	(h) Gain or (loss) (e) plus (f) minus (g)	
<b>a</b>	2,591,060	2,238,078	352,982	
<b>b</b>	1,000,000	981,562	18,438	
<b>c</b>				
<b>d</b>				
<b>e</b>				
Complete only for assets showing gain in column (h) and owned by the foundation on 12/31/69			(i) Gains (Col (h) gain minus col (k), but not less than -0-) or Losses (from col (h))	
(j) FMV as of 12/31/69	(k) Adjusted basis as of 12/31/69	(l) Excess of col (i) over col (j), if any		
<b>a</b>				
<b>b</b>				
<b>c</b>				
<b>d</b>				
<b>e</b>				
<b>2</b>	Capital gain net income or (net capital loss) { If gain, also enter in Part I, line 7 If (loss), enter -0- in Part I, line 7 }		<b>2</b>	371,420
<b>3</b>	Net short-term capital gain or (loss) as defined in sections 1222(5) and (6): If gain, also enter in Part I, line 8, column (c) (see instructions). If (loss), enter -0- in Part I, line 8		<b>3</b>	0

**Part V Qualification Under Section 4940(e) for Reduced Tax on Net Investment Income**

(For optional use by domestic private foundations subject to the section 4940(a) tax on net investment income.)

If section 4940(d)(2) applies, leave this part blank.

Was the foundation liable for the section 4942 tax on the distributable amount of any year in the base period?  Yes  No  
If "Yes," the foundation does not qualify under section 4940(e). Do not complete this part.

**1** Enter the appropriate amount in each column for each year; see the instructions before making any entries.

(a) Base period years Calendar year (or tax year beginning in)	(b) Adjusted qualifying distributions	(c) Net value of noncharitable-use assets	(d) Distribution ratio (col (b) divided by col (c))
2011	1,789,387	36,336,394	.0492
2010	1,763,916	36,152,028	.0488
2009	1,774,793	36,242,972	.0490
2008	1,789,028	36,038,732	.0496
2007	1,834,245	37,809,771	.0485

<b>2</b>	Total of line 1, column (d)	<b>2</b>	.2451
<b>3</b>	Average distribution ratio for the 5-year base period—divide the total on line 2 by 5, or by the number of years the foundation has been in existence if less than 5 years	<b>3</b>	.0490
<b>4</b>	Enter the net value of noncharitable-use assets for 2012 from Part X, line 5	<b>4</b>	38,694,043
<b>5</b>	Multiply line 4 by line 3	<b>5</b>	1,896,008
<b>6</b>	Enter 1% of net investment income (1% of Part I, line 27b)	<b>6</b>	22,266
<b>7</b>	Add lines 5 and 6	<b>7</b>	1,918,274
<b>8</b>	Enter qualifying distributions from Part XII, line 4 If line 8 is equal to or greater than line 7, check the box in Part VI, line 1b, and complete that part using a 1% tax rate. See the Part VI instructions.	<b>8</b>	1,876,892

Part VI Excise Tax Based on Investment Income (Section 4940(a), 4940(b), 4940(e), or 4948—see instructions)

Table with 11 main rows and sub-rows (6a-6d) for credits/payments. Columns include line numbers and amounts. Total tax due is 8,264 with 35 overpayment.

Part VII-A Statements Regarding Activities

Table with 10 rows of activity statements. Columns include question text, 'Yes', and 'No' checkboxes. Most 'No' boxes are checked.

**Part VII-A Statements Regarding Activities (continued)**

11	At any time during the year, did the foundation, directly or indirectly, own a controlled entity within the meaning of section 512(b)(13)? If "Yes," attach schedule (see instructions)	11		✓
12	Did the foundation make a distribution to a donor advised fund over which the foundation or a disqualified person had advisory privileges? If "Yes," attach statement (see instructions)	12		✓
13	Did the foundation comply with the public inspection requirements for its annual returns and exemption application? Website address ► NONE	13	✓	
14	The books are in care of ► Thomas A. Goppert Telephone no. ► 816/642-7595 Located at ► 10401 Holmes Rd. Suite 222, Kansas City, Missouri ZIP+4 ► 64131-3450			
15	Section 4947(a)(1) nonexempt charitable trusts filing Form 990-PF in lieu of Form 1041—Check here. . . . . and enter the amount of tax-exempt interest received or accrued during the year . . . . .	15		<input type="checkbox"/>
16	At any time during calendar year 2012, did the foundation have an interest in or a signature or other authority over a bank, securities, or other financial account in a foreign country? . . . . . See the instructions for exceptions and filing requirements for Form TD F 90-22.1. If "Yes," enter the name of the foreign country ►	16		✓

**Part VII-B Statements Regarding Activities for Which Form 4720 May Be Required**

File Form 4720 if any item is checked in the "Yes" column, unless an exception applies.

		Yes	No
1a	During the year did the foundation (either directly or indirectly):		
(1)	Engage in the sale or exchange, or leasing of property with a disqualified person? . . . . . <input type="checkbox"/> Yes <input checked="" type="checkbox"/> No		
(2)	Borrow money from, lend money to, or otherwise extend credit to (or accept it from) a disqualified person? . . . . . <input type="checkbox"/> Yes <input checked="" type="checkbox"/> No		
(3)	Furnish goods, services, or facilities to (or accept them from) a disqualified person? . . . . . <input type="checkbox"/> Yes <input checked="" type="checkbox"/> No		
(4)	Pay compensation to, or pay or reimburse the expenses of, a disqualified person? . . . . . <input checked="" type="checkbox"/> Yes <input type="checkbox"/> No		
(5)	Transfer any income or assets to a disqualified person (or make any of either available for the benefit or use of a disqualified person)? . . . . . <input type="checkbox"/> Yes <input checked="" type="checkbox"/> No		
(6)	Agree to pay money or property to a government official? (Exception. Check "No" if the foundation agreed to make a grant to or to employ the official for a period after termination of government service, if terminating within 90 days.) . . . . . <input type="checkbox"/> Yes <input checked="" type="checkbox"/> No		
b	If any answer is "Yes" to 1a(1)–(6), did any of the acts fail to qualify under the exceptions described in Regulations section 53.4941(d)-3 or in a current notice regarding disaster assistance (see instructions)? . . . . . <input type="checkbox"/> Yes <input checked="" type="checkbox"/> No Organizations relying on a current notice regarding disaster assistance check here . . . . . <input type="checkbox"/>	1b	✓
c	Did the foundation engage in a prior year in any of the acts described in 1a, other than excepted acts, that were not corrected before the first day of the tax year beginning in 2012? . . . . .	1c	✓
2	Taxes on failure to distribute income (section 4942) (does not apply for years the foundation was a private operating foundation defined in section 4942(j)(3) or 4942(j)(5)):		
a	At the end of tax year 2012, did the foundation have any undistributed income (lines 6d and 6e, Part XIII) for tax year(s) beginning before 2012? . . . . . <input type="checkbox"/> Yes <input checked="" type="checkbox"/> No If "Yes," list the years ► 20 , 20 , 20 , 20		
b	Are there any years listed in 2a for which the foundation is <b>not</b> applying the provisions of section 4942(a)(2) (relating to incorrect valuation of assets) to the year's undistributed income? (If applying section 4942(a)(2) to all years listed, answer "No" and attach statement—see instructions.) . . . . .	2b	
c	If the provisions of section 4942(a)(2) are being applied to any of the years listed in 2a, list the years here. ► 20 , 20 , 20 , 20		
3a	Did the foundation hold more than a 2% direct or indirect interest in any business enterprise at any time during the year? . . . . . <input checked="" type="checkbox"/> Yes <input type="checkbox"/> No		
b	If "Yes," did it have excess business holdings in 2012 as a result of (1) any purchase by the foundation or disqualified persons after May 26, 1969; (2) the lapse of the 5-year period (or longer period approved by the Commissioner under section 4943(c)(7)) to dispose of holdings acquired by gift or bequest; or (3) the lapse of the 10-, 15-, or 20-year first phase holding period? (Use Schedule C, Form 4720, to determine if the foundation had excess business holdings in 2012.) . . . . .	3b	✓
4a	Did the foundation invest during the year any amount in a manner that would jeopardize its charitable purposes?	4a	✓
b	Did the foundation make any investment in a prior year (but after December 31, 1969) that could jeopardize its charitable purpose that had not been removed from jeopardy before the first day of the tax year beginning in 2012?	4b	✓

**Part VII-B Statements Regarding Activities for Which Form 4720 May Be Required (continued)**

**5a** During the year did the foundation pay or incur any amount to:

(1) Carry on propaganda, or otherwise attempt to influence legislation (section 4945(e))?  Yes  No

(2) Influence the outcome of any specific public election (see section 4955); or to carry on, directly or indirectly, any voter registration drive?  Yes  No

(3) Provide a grant to an individual for travel, study, or other similar purposes?  Yes  No

(4) Provide a grant to an organization other than a charitable, etc., organization described in section 509(a)(1), (2), or (3), or section 4940(d)(2)? (see instructions)  Yes  No

(5) Provide for any purpose other than religious, charitable, scientific, literary, or educational purposes, or for the prevention of cruelty to children or animals?  Yes  No

**b** If any answer is "Yes" to 5a(1)–(5), did any of the transactions fail to qualify under the exceptions described in Regulations section 53.4945 or in a current notice regarding disaster assistance (see instructions)?  Yes  No  
 Organizations relying on a current notice regarding disaster assistance check here

**c** If the answer is "Yes" to question 5a(4), does the foundation claim exemption from the tax because it maintained expenditure responsibility for the grant?  Yes  No  
 If "Yes," attach the statement required by Regulations section 53.4945–5(d).

**6a** Did the foundation, during the year, receive any funds, directly or indirectly, to pay premiums on a personal benefit contract?  Yes  No

**b** Did the foundation, during the year, pay premiums, directly or indirectly, on a personal benefit contract?  Yes  No  
 If "Yes" to 6b, file Form 8870.

**7a** At any time during the tax year, was the foundation a party to a prohibited tax shelter transaction?  Yes  No

**b** If "Yes," did the foundation receive any proceeds or have any net income attributable to the transaction?  Yes  No

**Part VIII Information About Officers, Directors, Trustees, Foundation Managers, Highly Paid Employees, and Contractors**

**1 List all officers, directors, trustees, foundation managers and their compensation (see instructions).**

(a) Name and address	(b) Title, and average hours per week devoted to position	(c) Compensation (If not paid, enter -0-)	(d) Contributions to employee benefit plans and deferred compensation	(e) Expense account, other allowances
Richard Goppert KC, Mo	Chm-Pres. Dir 4	0	0	0
M. Charles Kellogg Leawood, Ks	V-P Dir 4	0	0	0
Autumn Markley Lee's Summit, Mo	V-P Dir 20	0	0	0
Thomas Goppert Lk. Winnebago, Mo	V-Chm S/Tr Dir 15	0	0	0
Carolyn Kellogg Leawood, Ks	Dir 1	4,000	0	0
Billy Campbell Norborne, Mo	Dir 1	0	0	0

**2 Compensation of five highest-paid employees (other than those included on line 1—see instructions). If none, enter "NONE."**

(a) Name and address of each employee paid more than \$50,000	(b) Title, and average hours per week devoted to position	(c) Compensation	(d) Contributions to employee benefit plans and deferred compensation	(e) Expense account, other allowances
NONE				
<b>Total number of other employees paid over \$50,000</b>				0

**Part VIII** Information About Officers, Directors, Trustees, Foundation Managers, Highly Paid Employees, and Contractors *(continued)*

**3** Five highest-paid independent contractors for professional services (see instructions). If none, enter "NONE."

(a) Name and address of each person paid more than \$50,000	(b) Type of service	(c) Compensation
NONE		
.....		
.....		
.....		
.....		
.....		
.....		
.....		
<b>Total</b> number of others receiving over \$50,000 for professional services		▶

**Part IX-A** Summary of Direct Charitable Activities

List the foundation's four largest direct charitable activities during the tax year. Include relevant statistical information such as the number of organizations and other beneficiaries served, conferences convened, research papers produced, etc.

	Expenses
<b>1</b> NONE	
.....	
.....	
<b>2</b>	
.....	
.....	
<b>3</b>	
.....	
.....	
<b>4</b>	
.....	
.....	

**Part IX-B** Summary of Program-Related Investments (see instructions)

Describe the two largest program-related investments made by the foundation during the tax year on lines 1 and 2

	Amount
<b>1</b> NONE	
.....	
.....	
<b>2</b>	
.....	
.....	
All other program-related investments See instructions	
<b>3</b>	
.....	
.....	
<b>Total.</b> Add lines 1 through 3	
▶	

**Part X Minimum Investment Return** (All domestic foundations must complete this part. Foreign foundations, see instructions.)

<b>1</b>	Fair market value of assets not used (or held for use) directly in carrying out charitable, etc., purposes:		
<b>a</b>	Average monthly fair market value of securities . . . . .	<b>1a</b>	37,616,578
<b>b</b>	Average of monthly cash balances . . . . .	<b>1b</b>	1,666,195
<b>c</b>	Fair market value of all other assets (see instructions) . . . . .	<b>1c</b>	519
<b>d</b>	<b>Total</b> (add lines 1a, b, and c) . . . . .	<b>1d</b>	39,283,292
<b>e</b>	Reduction claimed for blockage or other factors reported on lines 1a and 1c (attach detailed explanation) . . . . .	<b>1e</b>	0
<b>2</b>	Acquisition indebtedness applicable to line 1 assets . . . . .	<b>2</b>	0
<b>3</b>	Subtract line 2 from line 1d . . . . .	<b>3</b>	39,283,292
<b>4</b>	Cash deemed held for charitable activities. Enter 1 1/2 % of line 3 (for greater amount, see instructions) . . . . .	<b>4</b>	589,249
<b>5</b>	<b>Net value of noncharitable-use assets.</b> Subtract line 4 from line 3. Enter here and on Part V, line 4 . . . . .	<b>5</b>	38,694,043
<b>6</b>	<b>Minimum investment return.</b> Enter 5% of line 5 . . . . .	<b>6</b>	1,934,702

**Part XI Distributable Amount** (see instructions) (Section 4942(j)(3) and (j)(5) private operating foundations and certain foreign organizations check here  and do not complete this part.)

<b>1</b>	Minimum investment return from Part X, line 6 . . . . .	<b>1</b>	1,934,702
<b>2a</b>	Tax on investment income for 2012 from Part VI, line 5 . . . . .	<b>2a</b>	44,532
<b>b</b>	Income tax for 2012. (This does not include the tax from Part VI.) . . . . .	<b>2b</b>	0
<b>c</b>	Add lines 2a and 2b . . . . .	<b>2c</b>	44,532
<b>3</b>	Distributable amount before adjustments. Subtract line 2c from line 1 . . . . .	<b>3</b>	1,890,170
<b>4</b>	Recoveries of amounts treated as qualifying distributions . . . . .	<b>4</b>	0
<b>5</b>	Add lines 3 and 4 . . . . .	<b>5</b>	1,890,170
<b>6</b>	Deduction from distributable amount (see instructions) . . . . .	<b>6</b>	0
<b>7</b>	<b>Distributable amount as adjusted.</b> Subtract line 6 from line 5. Enter here and on Part XIII, line 1 . . . . .	<b>7</b>	1,890,170

**Part XII Qualifying Distributions** (see instructions)

<b>1</b>	Amounts paid (including administrative expenses) to accomplish charitable, etc., purposes:		
<b>a</b>	Expenses, contributions, gifts, etc.—total from Part I, column (d), line 26 . . . . .	<b>1a</b>	1,876,893
<b>b</b>	Program-related investments—total from Part IX-B . . . . .	<b>1b</b>	0
<b>2</b>	Amounts paid to acquire assets used (or held for use) directly in carrying out charitable, etc., purposes . . . . .	<b>2</b>	0
<b>3</b>	Amounts set aside for specific charitable projects that satisfy the:		
<b>a</b>	Suitability test (prior IRS approval required) . . . . .	<b>3a</b>	0
<b>b</b>	Cash distribution test (attach the required schedule) . . . . .	<b>3b</b>	0
<b>4</b>	<b>Qualifying distributions.</b> Add lines 1a through 3b. Enter here and on Part V, line 8, and Part XIII, line 4 . . . . .	<b>4</b>	1,876,893
<b>5</b>	Foundations that qualify under section 4940(e) for the reduced rate of tax on net investment income. Enter 1% of Part I, line 27b (see instructions) . . . . .	<b>5</b>	0
<b>6</b>	<b>Adjusted qualifying distributions.</b> Subtract line 5 from line 4 . . . . .	<b>6</b>	1,876,893

**Note.** The amount on line 6 will be used in Part V, column (b), in subsequent years when calculating whether the foundation qualifies for the section 4940(e) reduction of tax in those years.

**Part XIII Undistributed Income** (see instructions)

	(a) Corpus	(b) Years prior to 2011	(c) 2011	(d) 2012
<b>1</b> Distributable amount for 2012 from Part XI, line 7				<b>1,890,170</b>
<b>2</b> Undistributed income, if any, as of the end of 2012:				
<b>a</b> Enter amount for 2011 only			0	
<b>b</b> Total for prior years: 20__, 20__, 20__		0		
<b>3</b> Excess distributions carryover, if any, to 2012:				
<b>a</b> From 2007	69,967			
<b>b</b> From 2008	31,583			
<b>c</b> From 2009				
<b>d</b> From 2010				
<b>e</b> From 2011				
<b>f</b> Total of lines 3a through e	101,550			
<b>4</b> Qualifying distributions for 2012 from Part XII, line 4: ▶ \$ <u>1,876,892</u>				
<b>a</b> Applied to 2011, but not more than line 2a			0	
<b>b</b> Applied to undistributed income of prior years (Election required—see instructions)		0		
<b>c</b> Treated as distributions out of corpus (Election required—see instructions)	0			
<b>d</b> Applied to 2012 distributable amount				1,876,892
<b>e</b> Remaining amount distributed out of corpus	0			
<b>5</b> Excess distributions carryover applied to 2012 (If an amount appears in column (d), the same amount must be shown in column (a).)	13,278			13,278
<b>6</b> Enter the net total of each column as indicated below:				
<b>a</b> Corpus Add lines 3f, 4c, and 4e. Subtract line 5	88,272			
<b>b</b> Prior years' undistributed income. Subtract line 4b from line 2b		0		
<b>c</b> Enter the amount of prior years' undistributed income for which a notice of deficiency has been issued, or on which the section 4942(a) tax has been previously assessed		0		
<b>d</b> Subtract line 6c from line 6b. Taxable amount—see instructions		0		
<b>e</b> Undistributed income for 2011. Subtract line 4a from line 2a. Taxable amount—see instructions			0	
<b>f</b> Undistributed income for 2012. Subtract lines 4d and 5 from line 1. This amount must be distributed in 2013				0
<b>7</b> Amounts treated as distributions out of corpus to satisfy requirements imposed by section 170(b)(1)(F) or 4942(g)(3) (see instructions)	0			
<b>8</b> Excess distributions carryover from 2007 not applied on line 5 or line 7 (see instructions)	56,689			
<b>9</b> Excess distributions carryover to 2013. Subtract lines 7 and 8 from line 6a	31,583			
<b>10</b> Analysis of line 9:				
<b>a</b> Excess from 2008	31,583			
<b>b</b> Excess from 2009				
<b>c</b> Excess from 2010				
<b>d</b> Excess from 2011				
<b>e</b> Excess from 2012				

**Part XIV Private Operating Foundations** (see instructions and Part VII-A, question 9)

- 1a** If the foundation has received a ruling or determination letter that it is a private operating foundation, and the ruling is effective for 2012, enter the date of the ruling . . . . .
- b** Check box to indicate whether the foundation is a private operating foundation described in section  4942(j)(3) or  4942(j)(5)

	Tax year	Prior 3 years			(e) Total
	(a) 2012	(b) 2011	(c) 2010	(d) 2009	
<b>2a</b> Enter the lesser of the adjusted net income from Part I or the minimum investment return from Part X for each year listed . . . . .					
<b>b</b> 85% of line 2a . . . . .					
<b>c</b> Qualifying distributions from Part XII, line 4 for each year listed . . . . .					
<b>d</b> Amounts included in line 2c not used directly for active conduct of exempt activities . . . . .					
<b>e</b> Qualifying distributions made directly for active conduct of exempt activities. Subtract line 2d from line 2c . . . . .					
<b>3</b> Complete 3a, b, or c for the alternative test relied upon:					
<b>a</b> "Assets" alternative test—enter:					
<b>(1)</b> Value of all assets . . . . .					
<b>(2)</b> Value of assets qualifying under section 4942(j)(3)(B)(i) . . . . .					
<b>b</b> "Endowment" alternative test—enter 2/3 of minimum investment return shown in Part X, line 6 for each year listed . . . . .					
<b>c</b> "Support" alternative test—enter:					
<b>(1)</b> Total support other than gross investment income (interest, dividends, rents, payments on securities loans (section 512(a)(5)), or royalties) . . . . .					
<b>(2)</b> Support from general public and 5 or more exempt organizations as provided in section 4942(j)(3)(B)(iii) . . . . .					
<b>(3)</b> Largest amount of support from an exempt organization . . . . .					
<b>(4)</b> Gross investment income . . . . .					

**Part XV Supplementary Information (Complete this part only if the foundation had \$5,000 or more in assets at any time during the year—see instructions.)**

- 1 Information Regarding Foundation Managers:**
- a** List any managers of the foundation who have contributed more than 2% of the total contributions received by the foundation before the close of any tax year (but only if they have contributed more than \$5,000). (See section 507(d)(2).)

**Clarence H. Goppert, Deceased in 1999**

- b** List any managers of the foundation who own 10% or more of the stock of a corporation (or an equally large portion of the ownership of a partnership or other entity) of which the foundation has a 10% or greater interest.

**NONE**

- 2 Information Regarding Contribution, Grant, Gift, Loan, Scholarship, etc., Programs:**
- Check here  if the foundation only makes contributions to preselected charitable organizations and does not accept unsolicited requests for funds. If the foundation makes gifts, grants, etc. (see instructions) to individuals or organizations under other conditions, complete items 2a, b, c, and d.

- a** The name, address, and telephone number or e-mail of the person to whom applications should be addressed:

**Autumn Y. Markley, Vice President c/o The Goppert Foundation 10401 Holmes Rd. Suite 222, KC,Mo 64131 Ph #816/942-7595**

- b** The form in which applications should be submitted and information and materials they should include:

**Formal written request: including 501(c)3 status letter from IRS**

- c** Any submission deadlines:

**None**

- d** Any restrictions or limitations on awards, such as by geographical areas, charitable fields, kinds of institutions, or other factors:

**501(c)3 only: Eastern Kansas & Western Missouri for medical facilities, Community betterment, Education**

**Part XV** Supplementary Information (continued)


**3 Grants and Contributions Paid During the Year or Approved for Future Payment**

Recipient Name and address (home or business)	If recipient is an individual, show any relationship to any foundation manager or substantial contributor	Foundation status of recipient	Purpose of grant or contribution	Amount
<b>a Paid during the year</b>				
See Schedule	N/A	501(c)3	Various Charities	1,759,300
<b>Total</b> . . . . . ▶				<b>3a</b> 1,759,300
<b>b Approved for future payment</b>				
See Schedule	N/A	501(c)3	Various Charities	780,000
<b>Total</b> . . . . . ▶				<b>3b</b> 780,000

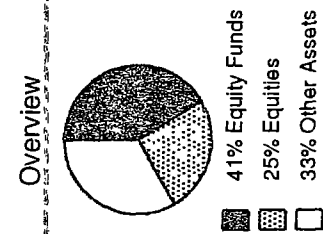




Change in Account Value	This Period	Year to Date	Account Value (\$) Over Last 12 Months [in Hundred Thousands]
Starting Value	\$ 18,591,111.51	\$ 14,795,822.47	
Cash Value of Purchases & Sales	0.00	(1,730,140.08)	
Investments Purchased/Sold	0.00	1,730,140.08	
Deposits & Withdrawals	0.00	1,500,000.00	
Dividends & Interest	5,544.54	261,964.92	
Fees & Charges	(17,429.17)	(64,249.75)	
Transfers	0.00	0.00	
Income Reinvested	(0.21)	(43,574.78)	
Change in Value of Investments	755,964.69	2,885,228.50	
Ending Value on 10/31/2013	\$ 19,335,191.36	\$ 19,335,191.36	
Accrued Income <sup>d</sup>	13,214.00		
Ending Value with Accrued Income <sup>d</sup>	\$ 19,348,405.36		
Total Change in Account Value, Including Deposits and Withdrawals, Including Deposits, Withdrawals, and Accrued Income	\$ 744,079.85	\$ 4,539,368.89	
	\$ 757,293.85		



Asset Composition	Market Value	% of Account Assets
Money Market Funds [Sweep]	\$ 69,460.96	<1%
Equities	4,808,605.00	25%
Bond Funds	92,715.30	<1%
Equity Funds	7,981,381.60	41%
Other Assets	6,383,028.50	33%
<b>Total Assets Long</b>	<b>\$ 19,335,191.36</b>	
<b>Total Account Value</b>	<b>\$ 19,335,191.36</b>	100%
Accrued Income <sup>d</sup>	13,214.00	
<b>Total Value with Accrued Income<sup>d</sup></b>	<b>\$ 19,348,405.36</b>	



Gain or (Loss) Summary	Realized Gain or (Loss) This Period
Short Term	\$0.00
Long Term	\$0.00
<b>Unrealized Gain or (Loss)</b>	<b>\$4,572,910.53</b>
All Investments	Values may not reflect all of your gains/losses

**Account Notes**  
 • Accrued Dividend is \$13,214.00

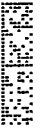


Schwab has provided accurate gain and loss information wherever possible for most investments. Cost basis data may be incomplete or unavailable for some of your holdings. Please see 'Endnotes for Your Account' section for an explanation of the endnote codes and symbols on this statement.

**Investment Detail - Other Assets (continued)**

	Quantity	Market Price	Market Value	% of Account Assets	Unrealized Gain or (Loss)
<b>Other Assets (continued)</b>			<i>Cost Basis</i>		
ISHARES TR GLOBAL ETF ENERGY SECTOR SYMBOL: IXC	25,000.0000	42.8000	1,070,000.00 998,497.80	6%	71,502.20
ISHARES US TRANSN AVG TRANSPORTATION AVERAGE ETF SYMBOL: IYT	2,200.0000	124.6400	274,208.00 242,158.35	1%	32,049.65
SECTOR SPDR INDL SELECT SHARES OF BENEFICIAL INT SYMBOL: XLI	11,700.0000	48.6200	568,854.00 346,910.24	3%	221,943.76
SECTOR SPDR TR CON STPLS SHARES OF BENEFICIAL INT SYMBOL: XLP	27,300.0000	42.3450	1,156,018.50 806,646.85	6%	349,371.65
SECTOR SPDR UTIL SELECT SHARES OF BENEFICIAL INT SYMBOL: XLU	14,600.0000	38.7800	566,188.00 499,617.03	3%	66,570.97
VANGUARD WHITEHALL FUNDS HIGH DIVIDEND YIELD SYMBOL: VYM	22,000.0000	60.2200	1,324,840.00 948,544.48	7%	376,295.52
<b>Total Other Assets</b>	<b>143,700.0000</b>		<b>6,383,028.50</b> <b>4,899,737.70</b>	<b>33%</b>	<b>1,483,290.80</b>
			<b>Total Cost Basis:</b>		

Schwab has provided accurate gain and loss information wherever possible for most investments. Cost basis data may be incomplete or unavailable for some of your holdings. Please see "Endnotes for Your Account" section for an explanation of the endnote codes and symbols on this statement.



**Investment Detail - Mutual Funds (continued)**

Equity Funds (continued)	Quantity	Market Price	Market Value	% of Account Assets	Average Cost Basis	Cost Basis	Unrealized Gain or (Loss)
YACKTMAN FOCUSED SERVICE	39,710.1120	25.3300	1,005,857.14	5%	18.44	732,117.24	273,739.90
CL SYMBOL: YAFFX							
<b>Total Equity Funds</b>	<b>376,575.9900</b>		<b>7,981,381.60</b>	<b>41%</b>		<b>6,151,179.50</b>	<b>1,830,202.10</b>
<b>Total Mutual Funds</b>	<b>384,400.0660</b>		<b>8,074,096.90</b>	<b>42%</b>		<b>6,232,892.52</b>	<b>1,841,204.38</b>

**Investment Detail - Other Assets**

Other Assets	Quantity	Market Price	Market Value	% of Account Assets	Unrealized Gain or (Loss)
GLOBAL X NORWAY ETF	12,500.0000	16.7700	209,625.00	1%	12,243.00
FTSE NORWAY 30 ETF			197,382.00		
SYMBOL: NORW					
ISHARES NASDAQ BIO ETF	2,200.0000	205.3300	451,726.00	2%	98,925.70
NASDAQ BIOTECHNOLOGY			352,800.30		
SYMBOL: IBB					
ISHARES S&P GBL CONSUMER	3,200.0000	86.3700	276,384.00	1%	41,529.75
STAPLES SECTOR ETF			234,854.25		
SYMBOL: KXI					
ISHARES SILVER TRUST	23,000.0000	21.0950	485,185.00	3%	212,858.60
INDEX FUND			272,326.40		
SYMBOL: SLV					


Schwab has provided accurate gain and loss information wherever possible for most investments. Cost basis data may be incomplete or unavailable for some of your holdings. Please see "Endnotes for Your Account" section for an explanation of the endnote codes and symbols on this statement.

**Investment Detail - Mutual Funds**

Bond Funds	Quantity	Market Price	Market Value	% of Account Assets	Average Cost Basis	Cost Basis	Unrealized Gain or (Loss)
MERK HARD CURRENCY FUND ☿ INV SHARES SYMBOL: MERKX	7,824.0760	11.8500	92,715.30	<1%	10.44	81,713.02	11,002.28
<b>Total Bond Funds</b>	<b>7,824.0760</b>		<b>92,715.30</b>	<b>&lt;1%</b>		<b>81,713.02</b>	<b>11,002.28</b>

Equity Funds	Quantity	Market Price	Market Value	% of Account Assets	Average Cost Basis	Cost Basis	Unrealized Gain or (Loss)
AMERICAN CENTURY EQUITY ☿ INCOME INV CL SYMBOL: TWEIX	181,121.3760	9.0000	1,630,092.38	8%	7.97	1,444,236.71	185,855.67
ARTISAN INTL VALUE FUND ☿ INV SYMBOL: ARTKX	32,659.4250	38.0800	1,243,670.90	6%	30.10	983,048.70	260,622.20
COLUMBIA VALUE AND ☿ RESTRUCTURING Z SYMBOL: UMBIX	14,020.2750	55.9900	784,995.20	4%	41.82	586,262.53	198,732.67
FIRST EAGLE GLOBAL FUND ☿ CL A SYMBOL: SGENX	7,821.0460	54.9200	429,531.85	2%	49.98	390,900.24	38,631.61
OAKMARK FUND ☿ SYMBOL: OAKMX	23,630.3920	62.3400	1,473,118.64	8%	40.66	960,715.19	512,403.45
SCHWAB DIVIDEND EQUITY ☿ FUND SYMBOL: SWDSX	77,613.3640	18.2200	1,414,115.49	7%	13.58	1,053,898.89	360,216.60

Schwab has provided accurate gain and loss information wherever possible for most investments. Cost basis data may be incomplete or unavailable for some of your holdings. Please see "Endnotes for Your Account" section for an explanation of the endnote codes and symbols on this statement.



**Investment Detail - Equities (continued)**

Equities (continued)	Quantity	Market Price	Market Value Cost Basis	% of Account Assets	Unrealized Gain or (Loss)	Estimated Yield	Estimated Annual Income	
PROCTER & GAMBLE SYMBOL: PG	3,000.0000	80.7500	242,250.00 195,359.34	1%	46,890.66	2.97%	7,218.00	
ROYAL BK CDA MONTREAL F SYMBOL: RY	3,500.0000	67.1800	235,130.00 187,283.46	1%	47,846.54	3.56%	8,374.47	
THE SOUTHERN COMPANY SYMBOL: SO	4,600.0000	40.9100	188,186.00 198,956.64	<1%	(10,770.64)	4.96%	9,338.00	
VERIZON COMMUNICATIONS SYMBOL: VZ	5,500.0000	50.5100	277,805.00 183,144.92	1%	94,660.08	4.19%	11,660.00	
WAL-MART STORES INC SYMBOL: WMT	1,900.0000	76.7500	145,825.00 103,707.15	<1%	42,117.85	2.44%	3,572.00	
WILLIAMS COMPANIES SYMBOL: WMB	4,000.0000	35.7100	142,840.00 117,922.76	<1%	24,917.24	4.10%	5,860.00	
WPX ENERGY INC SYMBOL: WPX	333.0000	22.1400	7,372.62 3,360.58	<1%	4,012.04	0.00%	0.00	
<b>Total Equities</b>	<b>98,366.0000</b>		<b>4,808,605.00</b> <b>3,560,189.65</b>	<b>25%</b>	<b>1,248,415.35</b>		<b>155,680.77</b>	
<b>Total Cost Basis</b>								
<b>Total Accrued Dividend for Equities:</b>							<b>13,214.00</b>	

Estimated Annual Income ("EAI") and Estimated Yield ("EY") calculations are for informational purposes only. The actual income and yield might be lower or higher than the estimated amounts. EY is based upon EAI and the current price of the security and will fluctuate. For certain types of securities, the calculations could include a return of principal or capital gains in which case EAI and EY would be overstated. EY and EAI are not promptly updated to reflect when an issuer has missed a regular payment or announced changes to future payments, in which case EAI and EY will continue to display at a prior rate.

Schwab has provided accurate gain and loss information wherever possible for most investments. Cost basis data may be incomplete or unavailable for some of your holdings. Please see "Endnotes for Your Account" section for an explanation of the endnote codes and symbols on this statement.

**Investment Detail - Equities (continued)**

Equities (continued)	Quantity	Market Price	Market Value <i>Cost Basis</i>	% of Account Assets	Unrealized Gain or (Loss)	Estimated Yield	Estimated Annual Income
GENERAL MILLS INC SYMBOL: GIS	3,000.0000	50.4200	151,260.00 116,016.05	<1%	35,243.95	3.01%	4,560.00
GREAT PLAINS ENERGY INC SYMBOL: GXP	4,900.0000	23.4400	114,856.00 99,919.37	<1%	14,936.63	3.71%	4,263.00
HONEYWELL INTERNATIONAL SYMBOL: HON	1,000.0000	86.7300	86,730.00 29,626.95	<1%	57,103.05	1.89%	1,640.00
INTEL CORP SYMBOL: INTC	9,000.0000	24.4700	220,230.00 193,839.06	1%	26,390.94	3.67%	8,100.00
JOHNSON & JOHNSON SYMBOL: JNJ	3,000.0000	92.6100	277,830.00 179,445.90	1%	98,384.10	2.85%	7,920.00
KRAFT FOODS GROUP SYMBOL: KRFT	1,833.0000	54.3750	99,669.38 64,447.65	<1%	35,221.73	3.86%	3,849.30
MICROSOFT CORP SYMBOL: MSFT	5,000.0000	35.4050	177,025.00 135,232.80	<1%	41,792.20	2.59%	4,600.00
NUCOR CORP SYMBOL: NUE	1,000.0000	51.7700	51,770.00 33,850.95	<1%	17,919.05	2.83%	1,470.00
PFIZER INCORPORATED SYMBOL: PFE	2,000.0000	30.6850	61,370.00 30,286.95	<1%	31,083.05	3.12%	1,920.00
PHILLIPS 66 SYMBOL: PSX	2,000.0000	64.4300	128,860.00 107,162.19	<1%	21,697.81	1.94%	2,500.00
						<b>Accrued Dividend: 367.50</b>	

Schwab has provided accurate gain and loss information wherever possible for most investments. Cost basis data may be incomplete or unavailable for some of your holdings. Please see "Endnotes for Your Account" section for an explanation of the endnote codes and symbols on this statement.

**Investment Detail - Equities (continued)**

	Quantity	Market Price	Market Value	% of Account Assets	Unrealized Gain or (Loss)	Estimated Yield	Estimated Annual Income
<b>Equities (continued)</b>							
CAMPBELL SOUP COMPANY SYMBOL: CPB	6,000.0000	42.5700	255,420.00 203,811.94 <i>Cost Basis</i>	1%	51,608.06	2.93%	7,488.00
CATERPILLAR INC SYMBOL: CAT	2,000.0000	83.3600	166,720.00 73,182.90	<1%	93,537.10	2.87%	4,800.00
CISCO SYSTEMS INC SYMBOL: CSCO	5,000.0000	22.5600	112,800.00 96,888.95	<1%	15,911.05	3.01%	3,400.00
CONOCOPHILLIPS SYMBOL: COP	4,300.0000	73.3300	315,319.00 237,041.29	2%	78,277.71	3.76%	11,868.00
DEERE & CO SYMBOL: DE	2,000.0000	81.8400	163,680.00 78,321.10	<1%	85,358.90	2.49%	4,080.00
DUKE ENERGY CORP NEW SYMBOL: DUJ	3,300.0000	71.7300	236,709.00 199,790.95	1%	36,918.05	4.34%	10,296.00
E M C CORP MASS SYMBOL: EMC	4,000.0000	24.0710	96,284.00 93,484.95	<1%	2,799.05	1.66%	1,600.00
EXXON MOBIL CORPORATION SYMBOL: XOM	3,200.0000	89.6200	286,784.00 263,653.70	1%	23,130.30	2.81%	8,064.00
GENERAL ELECTRIC COMPANY SYMBOL: GE	5,000.0000	26.1400	130,700.00 108,907.30	<1%	21,792.70	2.90%	3,800.00
							<b>Accrued Dividend: 1,200.00</b>
							<b>Accrued Dividend: 2,967.00</b>
							<b>Accrued Dividend: 1,020.00</b>

Schwab has provided accurate gain and loss information wherever possible for most investments. Cost basis data may be incomplete or unavailable for some of your holdings. Please see "Endnotes for Your Account" section for an explanation of the endnote codes and symbols on this statement.

**This Period**

**Year to Date**

<b>Income Summary</b>	<b>Federally Tax-Exempt</b>	<b>Federally Taxable</b>	<b>Federally Tax-Exempt</b>	<b>Federally Taxable</b>
Money Funds Dividends	0.00	0.21	0.00	9.47
Cash Dividends	0.00	5,544.33	0.00	236,628.88
<b>Total Income</b>	<b>0.00</b>	<b>5,544.54</b>	<b>0.00</b>	<b>236,638.35</b>

**Investment Detail - Money Market Funds [Sweep]**

<b>Money Market Funds [Sweep]</b>	<b>Quantity</b>	<b>Market Price</b>	<b>Market Value</b>	<b>Current Yield</b>	<b>% of Account Assets</b>
SCHWAB US TREAS MONEY FD: SWUXX	69,460,9600	1.0000	69,460.96	0.00%	<1%
<b>Total Money Market Funds [Sweep]</b>			<b>69,460.96</b>		<b>&lt;1%</b>
<b>Total Money Market Funds [Sweep]</b>			<b>69,460.96</b>		<b>&lt;1%</b>

**Investment Detail - Equities**

<b>Equities</b>	<b>Quantity</b>	<b>Market Price</b>	<b>Market Value</b>	<b>Unrealized Gain or (Loss)</b>	<b>Estimated Yield</b>	<b>Estimated Annual Income</b>
AFLAC INC SYMBOL: AFL	3,000.0000	64.9800	194,940.00 76,231.95	118,708.05	2.15%	4,200.00
A T & T INC NEW SYMBOL: T	4,000.0000	36.2000	144,800.00 103,516.95	41,283.05	4.97%	7,200.00
ACE LIMITED NEW SYMBOL: ACE	1,000.0000	95.4400	95,440.00 45,794.95	49,645.05	2.13%	2,040.00
					<b>Accrued Dividend: 1,800.00</b>	

Schwab has provided accurate gain and loss information wherever possible for most investments. Cost basis data may be incomplete or unavailable for some of your holdings. Please see "Endnotes for Your Account" section for an explanation of the endnote codes and symbols on this statement.



Symbol	Name	Sold/ Closed	Acquired/ Opened	Quantity Sold	Total Proceeds	Cost Basis <sup>3</sup>	Short Term	Long Term	Total	Total %	Notes <sup>1</sup>
		08/15/2013	04/23/2012	300.00000	\$28,867.93	\$22,879.04		\$5,988.89	\$5,988.89	26.18%	
		08/15/2013	04/23/2012	900.00000	\$86,603.82	\$68,635.31		\$17,968.51	\$17,968.51	26.18%	
HNZ	HEINZ H J CO	02/14/2013	04/23/2012	777.00000	\$56,228.30	\$40,764.10	\$15,464.20		\$15,464.20	37.94%	
HNZ	HEINZ H J CO	02/14/2013	04/23/2012	123.00000	\$8,901.01	\$6,453.01	\$2,448.00		\$2,448.00	37.94%	
HNZ	HEINZ H J CO	02/14/2013	04/23/2012	100.00000	\$7,236.59	\$5,246.35	\$1,990.24		\$1,990.24	37.94%	
HNZ	HEINZ H J CO	02/14/2013	Hide Lots	1,000.00000	\$72,365.91	\$52,464.23	\$19,901.68		\$19,901.68	37.93%	
		02/14/2013	04/23/2012	100.00000	\$7,236.59	\$5,246.45	\$1,990.14		\$1,990.14	37.93%	
		02/14/2013	04/23/2012	400.00000	\$28,946.37	\$20,985.79	\$7,960.58		\$7,960.58	37.93%	
		02/14/2013	04/23/2012	100.00000	\$7,236.59	\$5,246.27	\$1,990.32		\$1,990.32	37.94%	
		02/14/2013	04/23/2012	100.00000	\$7,236.59	\$5,246.37	\$1,990.22		\$1,990.22	37.94%	
		02/14/2013	04/23/2012	100.00000	\$7,236.59	\$5,246.45	\$1,990.14		\$1,990.14	37.93%	
		02/14/2013	04/23/2012	100.00000	\$7,236.59	\$5,246.45	\$1,990.14		\$1,990.14	37.93%	
		02/14/2013	04/23/2012	100.00000	\$7,236.59	\$5,246.45	\$1,990.14		\$1,990.14	37.93%	
PRPF	PERMANENT PORTFOLIO	12/27/2012	Hide Lots	20,285.77600	\$983,048.70	\$903,958.45	\$1,016.87	\$78,073.38	\$79,090.25	8.75%	
		12/27/2012	01/28/2009	2,339.36400	\$113,365.58	\$104,244.86		\$9,120.72	\$9,120.72	8.75%	
		12/27/2012	12/09/2009	16.95600	\$821.69	\$755.58		\$66.11	\$66.11	8.75%	
		12/27/2012	11/16/2010	2,283.10500	\$110,639.27	\$101,737.89		\$8,901.38	\$8,901.38	8.75%	
		12/27/2012	12/08/2010	3.12400	\$151.39	\$139.21		\$12.18	\$12.18	8.75%	
		12/27/2012	12/08/2010	30.20000	-\$1,463.49	\$1,345.75		\$117.74	\$117.74	8.75%	
		12/27/2012	03/10/2011	15,053.76300	\$729,505.35	\$670,813.69		\$58,691.66	\$58,691.66	8.75%	
		12/27/2012	12/07/2011	124.35300	\$6,026.15	\$5,541.32		\$484.83	\$484.83	8.75%	
		12/27/2012	12/07/2011	174.09400	\$8,436.60	\$7,757.84		\$678.76	\$678.76	8.75%	
		12/27/2012	12/05/2012	149.03800	\$7,222.37	\$6,641.30	\$581.07		\$581.07	8.75%	
		12/27/2012	12/05/2012	111.77900	\$5,416.81	\$4,981.01	\$435.80		\$435.80	8.75%	
FCG	FIRST TRUST ISE NAT GAS NATURAL GAS INDEX FUND	02/25/2013	11/16/2010	2,100.00000	\$34,125.19	\$37,194.36		(\$3,069.17)	(\$3,069.17)	(8.25%)	
FCG	FIRST TRUST ISE NAT GAS NATURAL GAS INDEX FUND	02/25/2013	11/16/2010	400.00000	\$6,500.03	\$7,084.64		(\$584.61)	(\$584.61)	(8.25%)	
FCG	FIRST TRUST ISE NAT GAS NATURAL GAS INDEX FUND	02/25/2013	11/16/2010	100.00000	\$1,625.00	\$1,771.16		(\$146.16)	(\$146.16)	(8.25%)	

©2014 Charles Schwab & Co., Inc. ("Schwab") All rights reserved. Member SIPC  
Schwab Advisor Services™ (formerly known as Schwab Institutional®) serves independent investment advisors and includes the custody, trading and support services of Schwab  
This material is for institutional investor use only. This material may not be forwarded or made available, in part or in whole, to any party that is not an institutional investor

Symbol	Name	Sold/ Closed	Acquired/ Opened	Quantity Sold	Total Proceeds	Cost Basis <sup>3</sup>	Short Term	Long Term	Total	Total %	Notes <sup>1</sup>
FCG	FIRST TRUST ISE NAT GAS NATURAL GAS INDEX FUND	02/25/2013	11/16/2010	100.00000	\$1,625.00	\$1,771.16		(\$146.16)	(\$146.16)	(8.25%)	
FCG	FIRST TRUST ISE NAT GAS NATURAL GAS INDEX FUND	02/25/2013	11/16/2010	400.00000	\$6,499.99	\$7,084.64		(\$584.65)	(\$584.65)	(8.25%)	
FCG	FIRST TRUST ISE NAT GAS NATURAL GAS INDEX FUND	02/25/2013	11/16/2010	400.00000	\$6,499.63	\$7,084.64		(\$585.01)	(\$585.01)	(8.26%)	
FCG	FIRST TRUST ISE NAT GAS NATURAL GAS INDEX FUND	02/25/2013	Hide Lots	2,200.00000	\$35,750.20	\$39,046.41	(\$227.05)	(\$3,069.16)	(\$3,296.21)	(8.44%)	
FCG	FIRST TRUST ISE NAT GAS NATURAL GAS INDEX FUND	02/25/2013	11/16/2010	2,100.00000	\$34,125.19	\$37,194.35		(\$3,069.16)	(\$3,069.16)	(8.25%)	
FCG	FIRST TRUST ISE NAT GAS NATURAL GAS INDEX FUND	02/25/2013	09/17/2012	100.00000	\$1,625.01	\$1,852.06	(\$227.05)		(\$227.05)	(12.26%)	
FCG	FIRST TRUST ISE NAT GAS NATURAL GAS INDEX FUND	02/25/2013	09/17/2012	100.00000	\$1,624.91	\$1,852.05	(\$227.14)		(\$227.14)	(12.26%)	
FCG	FIRST TRUST ISE NAT GAS NATURAL GAS INDEX FUND	02/25/2013	09/17/2012	200.00000	\$3,249.82	\$3,704.11	(\$454.29)		(\$454.29)	(12.26%)	
FCG	FIRST TRUST ISE NAT GAS NATURAL GAS INDEX FUND	02/25/2013	09/17/2012	200.00000	\$3,249.82	\$3,704.11	(\$454.29)		(\$454.29)	(12.26%)	
FCG	FIRST TRUST ISE NAT GAS NATURAL GAS INDEX FUND	02/25/2013	09/17/2012	200.00000	\$3,249.82	\$3,704.11	(\$454.29)		(\$454.29)	(12.26%)	
FCG	FIRST TRUST ISE NAT GAS NATURAL GAS INDEX FUND	02/25/2013	09/17/2012	900.00000	\$14,624.18	\$16,668.50	(\$2,044.32)		(\$2,044.32)	(12.26%)	
FCG	FIRST TRUST ISE NAT GAS NATURAL GAS INDEX FUND	02/25/2013	09/17/2012	900.00000	\$14,624.18	\$16,668.50	(\$2,044.32)		(\$2,044.32)	(12.26%)	
FCG	FIRST TRUST ISE NAT GAS NATURAL GAS INDEX FUND	02/25/2013	Hide Lots	400.00000	\$6,499.63	\$7,408.22	(\$908.59)		(\$908.59)	(12.26%)	
FCG	FIRST TRUST ISE NAT GAS NATURAL GAS INDEX FUND	02/25/2013	09/17/2012	250.00000	\$4,062.27	\$4,630.14	(\$567.87)		(\$567.87)	(12.26%)	
FCG	FIRST TRUST ISE NAT GAS NATURAL GAS INDEX FUND	02/25/2013	09/17/2012	150.00000	\$2,437.36	\$2,778.08	(\$340.72)		(\$340.72)	(12.26%)	
FCG	FIRST TRUST ISE NAT GAS NATURAL GAS INDEX FUND	02/25/2013	09/17/2012	400.00000	\$6,499.63	\$7,408.22	(\$908.59)		(\$908.59)	(12.26%)	

©2014 Charles Schwab & Co., Inc. ("Schwab") All rights reserved. Member SIPC  
Schwab Advisor Services™ (formerly known as Schwab Institutional®) serves independent investment advisors and includes the custody, trading and support services of Schwab  
This material is for institutional investor use only. This material may not be forwarded or made available, in part or in whole, to any party that is not an institutional investor

Symbol	Name	Sold/ Closed	Acquired/ Opened	Quantity Sold	Total Proceeds	Cost Basis <sup>1</sup>	Short-Term	Long Term	Total	Total %	Notes <sup>1</sup>
FCG	FIRST TRUST ISE NAT- GAS NATURAL GAS INDEX FUND	02/25/2013	09/17/2012	100.00000	\$1,624.91	\$1,852.06	(\$227.15)		(\$227.15)	(12.26%)	
FCG	FIRST TRUST ISE NAT GAS NATURAL GAS INDEX FUND	02/25/2013	09/17/2012	100.00000	\$1,624.91	\$1,852.06	(\$227.15)		(\$227.15)	(12.26%)	
FCG	FIRST TRUST ISE NAT GAS NATURAL GAS INDEX FUND	02/25/2013	09/17/2012	100.00000	\$1,624.91	\$1,852.06	(\$227.15)		(\$227.15)	(12.26%)	
FCG	FIRST TRUST ISE NAT GAS NATURAL GAS INDEX FUND	02/25/2013	09/17/2012	100.00000	\$1,624.91	\$1,852.08	(\$227.17)		(\$227.17)	(12.27%)	
FCG	FIRST TRUST ISE NAT GAS NATURAL GAS INDEX FUND	02/25/2013	Hide Lots	3,950.00000	\$64,144.36	\$73,156.69	(\$9,012.33)		(\$9,012.33)	(12.32%)	
		02/25/2013	09/17/2012	1,000.00000	\$16,239.08	\$18,520.56	(\$2,281.48)		(\$2,281.48)	(12.32%)	
		02/25/2013	09/17/2012	600.00000	\$9,743.45	\$11,112.33	(\$1,368.88)		(\$1,368.88)	(12.32%)	
		02/25/2013	09/17/2012	400.00000	\$6,495.63	\$7,408.32	(\$912.69)		(\$912.69)	(12.32%)	
		02/25/2013	09/17/2012	800.00000	\$12,991.26	\$14,816.63	(\$1,825.37)		(\$1,825.37)	(12.32%)	
		02/25/2013	09/17/2012	900.00000	\$14,615.17	\$16,668.71	(\$2,053.54)		(\$2,053.54)	(12.32%)	
		02/25/2013	09/17/2012	250.00000	\$4,059.77	\$4,630.14	(\$570.37)		(\$570.37)	(12.32%)	
FCG	FIRST TRUST ISE NAT GAS NATURAL GAS INDEX FUND	02/25/2013	Hide Lots	2,800.00000	\$45,489.45	\$51,858.21	(\$6,368.76)		(\$6,368.76)	(12.32%)	
		02/25/2013	09/17/2012	1,900.00000	\$30,854.27	\$35,189.50	(\$4,335.23)		(\$4,335.23)	(12.32%)	
		02/25/2013	09/17/2012	100.00000	\$1,623.91	\$1,852.08	(\$228.17)		(\$228.17)	(12.32%)	
		02/25/2013	09/17/2012	800.00000	\$12,991.27	\$14,816.63	(\$1,825.36)		(\$1,825.36)	(12.32%)	
ACI	ARCH COAL INC	02/14/2013	10/17/2008	400.00000	\$2,436.78	\$9,730.78		(\$7,294.00)	(\$7,294.00)	(74.96%)	
ACI	ARCH COAL INC	02/14/2013	10/17/2008	300.00000	\$1,827.57	\$7,298.08		(\$5,470.51)	(\$5,470.51)	(74.96%)	
ACI	ARCH COAL INC	02/14/2013	10/17/2008	300.00000	\$1,827.57	\$7,298.09		(\$5,470.52)	(\$5,470.52)	(74.96%)	

#### Disclosures

The Realized Gain/Loss page provides summary information of closed transactions. Not all closed transactions appear on this page.

We calculate cost basis using data that you or your client have provided to us or that we have obtained from market data supplied by third party sources. We may also display cost basis data that we have not calculated but that has been supplied by you or your client, a prior custodian or another third party source. Because the accuracy of cost basis data depends upon these third party inputs, we are not able to guarantee the availability, accuracy or completeness of such cost basis data.

Only covered transactions will be reported to the IRS. Schwab does not provide tax or legal advice. Please have your clients consult with a tax advisor regarding their specific tax situation.

#### Footnotes apply where indicated on the data view.

Missing: Indicates cost basis has not been provided for this security.

©2014 Charles Schwab & Co., Inc. ("Schwab") All rights reserved. Member SIPC  
Schwab Advisor Services™ (formerly known as Schwab Institutional®) serves independent investment advisors and includes the custody, trading and support services of Schwab  
This material is for institutional investor use only. This material may not be forwarded or made available, in part or in whole, to any party that is not an institutional investor.

**Not Tracked:** Indicates original cost basis is not available.

1. a Data for this holding has been edited or provided by the Advisor  
e Data for this holding has been edited or provided by the end client.  
t Data for this holding has been edited or provided by a third party.  
w Cost Basis adjusted due to a wash sale.
3. Cost Basis for fixed income securities is now adjusted to reflect amortized/accreted values. Click the acquired/opened date to view original cost in the Details page. Note. Some securities, including variable rate/term instruments and mortgage backed securities, may only reflect original cost even when the amortization/accretion preference is on.
8. Total excludes missing cost basis information, or values not tracked by Schwab.

(0307-0369)

©2014 Charles Schwab & Co., Inc. ("Schwab") All rights reserved. Member SIPC  
Schwab Advisor Services™ (formerly known as Schwab Institutional®) serves independent investment advisors and includes the custody, trading and support services of Schwab  
This material is for institutional investor use only. This material may not be forwarded or made available, in part or in whole, to any party that is not an institutional investor.

**THE GOPPERT FOUNDATION**  
**2012 990-PF SUPPORTING SCHEDULES**  
**ID# 446013933**

**PART I LINE 1**

CHG Trust: Income Distribution 0

**PART I LINE 16a**

Legal Fees: Pathway Financial Management \$3,657

**PART I LINE 16c**

Goppert Financial Corp.: for reimbursement of time devoted to "The Foundation" in investment capacities, tax assistance and evaluation of grant applications.

	\$136,980	
Charles Schwab Investment Services	\$64,250	
Total	\$201,230	

Allocation: 50% in investment functions	\$100,615	
50% in charitable functions	\$100,615	
Total	\$201,230	

**PART I LINE 18**

'12Excise Tax on investment income \$ 44,532

**PART I LINE 19**

Depreciation: Monitor 977.81 (½ yr SL or 97.78 balance 880.03) \$ 98

**PART I LINE 23**

Other	\$ 241	
Foreign Taxes Charles Schwab Inv.	\$ 1,885	
Liability Insurance	\$ 1,200	
Total	\$ 3,326	

**PART II LINE 10b**

Investments:	(b)	(c)
CAI non-voting stock	5,412,808	5,113,447

**PART II LINE 13**

Investments: Charles Schwab Fund	(b)	(c)
	14,762,281	19,348,405

**PART III LINE 5**

Rounding on Income Statement 0

InTrader (hldbymat) 10/28/2013  
As of Date 10/31/2013 Last 09/30/2013

4308 Holdings by Maturity Report  
307120 THE GOPPERT FOUNDATION  
KANSAS CITY, MO

Page 1

Sec ID	Description	Rate	Maturity	EstMaturity	Original Face	Issue Dt	Aft Tx Yld	Sch	Intn	S&P	Book Value	Unrealized P/L
Grp	Type	Ticket	C-P	Date/Price/Code	Par/Cur Face	Pur Date	Pur Yield	Calc Pl	Qual Loc	Moody	Market Value	Realized P/L
					Principal Cost	Pur Price	Tax Eq Yld				Price Source	Price Date
3133X0PFO	FEDERAL HOME LOAN BANK	1,000,000	08/13/2003		5,000,470	fa15	m				1,015,776	29
120		1,000,000	08/13/2003		5,000,470	a				AA+	1,176,460	00
101	167057228	1,029,336	77	102	933677	n	UMB			Aaa	Bloomberg	10/28/2013
1 Holdings for 2018 4 79 Yrs					1,000,000	00	5	000470			1,015,776	29
					1,000,000	00	5	000000			1,176,460	00
					1,029,336	77	5	000470				00
467486UN4	JACKSON CNTY MO UT REORG	1,000,000	11/15/2009		4,950,000	ms	1 m				1,000,000	00
131		1,000,000	11/24/2009		4,949,000	a				AA	1,099,210	00
223	167057236	1,000,000	00	100	000000	n	UMB			NR	ssnldc	10/28/2013
1 Holdings for 2022 8 34 Yrs					1,000,000	00	4	950000			1,000,000	00
					1,000,000	00	4	949000			1,099,210	00
					1,000,000	00	4	950000				00
791697BN4	ST LOUIS MO UT SPL ADMIN BRD	500,000	12/21/2010		5,020,410	ao	1 m				546,476	51
131		500,000	04/20/2011		5,020,000	a				AA+	557,040	00
223	167057256	553,675	00	110	735000	n	UMB			NR	ssnldc	10/28/2013
815626LG9	SEDGWICK CNTY KANS UT UNI SCH	500,000	03/01/2010		5,390,000	ao	1 m				500,000	00
131		500,000	03/01/2010		5,389,000	a				AA	554,520	00
223	167057247	500,000	00	100	000000	n	UMB			Aa2	ssnldc	10/28/2013
2 Holdings for 2025 11 68 Yrs					1,000,000	00	5	205205			1,046,476	51
					1,000,000	00	5	204500			1,111,560	00
					1,053,675	00	5	205205				00
428864CV2	HICKORY CNTY SCH DIST R-1	350,000	06/15/2010		5,350,000	ms	1 m				350,000	00
131		350,000	06/24/2010		5,349,000	a				AA+	378,245	00
223	167057234	350,000	00	100	000000	n	UMB			NR	ssnldc	10/28/2013
566880UN8	MARICOPA CNTY ARIZ SCH DIST NO	765,000	02/24/2010		5,551,310	jj	1 m				783,910	28
131		765,000	04/16/2010		5,550,000	n				NR	859,163	85
223	167057241	791,476	65	103	461000	n	UMB			Aa2	ssnldc	10/28/2013
48542K2C2	KANSAS ST DEV FIN AUTH REV	150,000	02/25/2010		5,000,770	mn	1 m				155,592	42
131		150,000	06/07/2011		5,000,000	a				AA	163,077	00
224	167057254	157,233	00	104	822000	n	UMB			Aa2	ssnldc	10/28/2013
3 Holdings for 2026 12 62 Yrs					1,265,000	00	5	430330			1,289,602	70
					1,265,000	00	5	429170			1,400,485	85
					1,298,709	65	5	430330				00
183513CX6	CLAY CNTY MO UT SCH DIST R-II	474,000	08/05/2010		5,510,000	ms	1 m				474,000	00
131		474,000	08/05/2010		5,510,000	a				AA+	535,326	12
223	167057226	474,000	00	100	000000	n	UMB			NR	ssnldc	10/28/2013

InTrader (hldbymat) 10/28/2013  
As of Date 10/31/2013 Last 09/30/2013

4308 Holdings by Maturity Report  
307120 THE GOPPERT FOUNDATION  
KANSAS CITY, MO

Page 2

Sec ID	Description	Rate	Maturity	EstMaturity	Original Face	Issue Dt	Aft Tx Yld	Sch	Intn	S&P	Book Value	Unrealized P/L
Grp	Type	Ticket	C-P	Date/Price/Code	Par/Cur Face	Pur Date	Pur Yield	Calc Pl	Qual Loc	Moody	Market Value	Realized P/L
					Principal Cost	Pur Price	Tax Eq Yld				Price Source	Price Date
194532PM2	GREENE CNTY MO REORG SD #03	250,000	06/15/2010		5,720,000	ms	1 m				250,000	00
131		250,000	06/29/2010		5,719,000	a				AA+	287,655	00
223	167057233	250,000	00	100	000000	n	UMB			NR	ssnldc	10/28/2013
569101PT0	MARION CNTY MO UT SCH DIST	250,000	08/01/2010		5,450,000	ms	1 m				250,000	00
131		250,000	08/10/2010		5,450,000	a				AA+	276,787	50
223	167057243	250,000	00	100	000000	n	UMB			NR	ssnldc	10/28/2013
11364FDC2	FEDERAL NATL MORTGAGE ASSN	540,000	10/08/1997		5,010,200	ao	8 m				594,763	19
120		540,000	04/21/2010		5,010,000	a				AA+	663,741	00
103	167057231	603,597	40	111	777296	n	UMB			Aaa	Bloomberg	10/28/2013
4 Holdings for 2027 13 56 Yrs					1,514,000	00	5	356505			1,568,763	19
					1,514,000	00	5	356268			1,763,509	62
					1,577,597	40	5	356505				00
442403FY2	HOUSTON TEX LTD INDPST SCH	500,000	11/01/2009		5,106,490	fa15	m				523,344	78
131		500,000	04/20/2010		5,105,000	a				AA+	564,945	00
223	167057252	532,495	00	106	499000	n	UMB			Aaa	ssnldc	10/28/2013
11359MEA7	FEDERAL NATL MORTGAGE ASSN	270,000	08/06/1998		5,040,730	fa	7 m				301,208	26
120		270,000	04/26/2010		5,040,000	a				AA+	344,347	20
103	167057230	305,821	20	113	267111	n	UMB			Aaa	Bloomberg	10/28/2013
4784496P1	JOHNSON CNTY KANS UT BUILD	950,000	12/17/2009		5,350,000	ms	1 m				950,000	00
131		950,000	12/17/2009		5,350,000	a				AAA	1,002,924	50
223	167057237	950,000	00	100	000000	n	UMB			Aaa	ssnldc	10/28/2013
3 Holdings for 2028 14 68 Yrs					1,720,000	00	5	230664			1,774,553	04
					1,720,000	00	5	230116			1,912,216	70
					1,788,316	20	5	230664				00
567288RY3	MARICOPA CNTY ARIZ UT UNI SCH	500,000	12/15/2010		5,440,840	jj	1 m				545,373	94
131		500,000	04/21/2011		5,440,000	a				AA	586,140	00
223	167057255	549,740	00	109	948000	n	UMB			Aa1	ssnldc	10/28/2013
478718E70	JOHNSON CNTY KANS UT UNI SCH	735,000	07/01/2010		5,211,150	ms	1 m				753,255	83
131		735,000	05/06/2011		5,210,000	a				AA	783,568	80
223	167057253	755,888	70	102	842000	n	UMB			Aa2	ssnldc	10/28/2013
815668JN9	SEDGWICK CNTY KANS UT UNI	250,000	10/01/2009		5,001,270	ao	1 m				270,253	35
131		250,000	08/05/2010		5,000,000	a				NR	290,997	50
223	167057248	276,500	00	110	600000	n	UMB			Aa3	ssnldc	10/28/2013
3 Holdings for 2029 15 80 Yrs					1,485,000	00	5	253153			1,566,883	12
					1,485,000	00	5	252088			1,660,706	30
					1,582,128	70	5	253153				00

InTrader (hldbymat) 10/28/2013  
As of Date 10/31/2013 Last 09/30/2013

4308 Holdings by Maturity Report  
307120 THE GOPPERT FOUNDATION  
KANSAS CITY, MO

Page 3

Sec ID	Description	Rate	Maturity	EstMaturity	Original Face	Issue Dt	Aft Tx Yld	Sch	Intn	S&P	Book Value	Unrealized P/L
Grp	Type	Ticket	C-P	Date/Price/Code	Par/Cur Face	Pur Date	Pur Yield	Calc Pl	Qual Loc	Moody	Market Value	Realized P/L
					Principal Cost	Pur Price	Tax Eq Yld				Price Source	Price Date
167224C80	GASCONADE CNTY MO UT	500,000	08/12/2010		5,770,000	ms	1 m				500,000	00
131		500,000	08/12/2010		5,770,000	a				AA+	518,775	00
223	167057232	500,000	00	100	000000	n	UMB			NR	ssnldc	10/28/2013
775567CA6	ROLLA MO SCH DIST #31	400,000	06/25/2010		5,850,000	ms	1 m				400,000	00
131		400,000	06/25/2010		5,850,000	a				AA+	424,752	00
223	167057244	400,000	00	100	000000	n	UMB			NR	ssnldc	10/28/2013
982671WU9	WYANDOTTE CNTY/KANS CITY KANS	730,000	02/26/2010		5,710,440	fa	1 m				729,184	83
131		730,000	02/26/2010		5,710,000	a				AA	768,441	80
223	167057250	729,087	50	99	875000	n	UMB			Aa3	ssnldc	10/28/2013
982671XQ7	WYANDOTTE CNTY/KANS CITY KANS	520,000	02/26/2010		5,710,440	fa	1 m				519,419	34
131		520,000	02/26/2010		5,710,000	a				AA	547,383	20
224	167057251	519,350	00	99	875000	n	UMB			Aa3	ssnldc	10/28/2013
794760HS0	SALINA KANS UT ARPT AUTH	500,000	08/15/2011		5,100,240	ms	1 m				494,382	59
131		500,000	08/17/2011		5,100,000	a				NR	513,195	00
223	167057246	493,940	00	98	788000	n	UMB			Aa2	ssnldc	10/28/2013
5 Holdings for 2030 16 64 Yrs					2,650,000	00	5	627611			2,642,986	76
					2,650,000	00	5	627358			2,772,547	00
					2,642,377	50	5	627611				00</

4308 Holdings by Maturity Report  
 THE GOPPERT FOUNDATION  
 KANSAS CITY, MO

Sec ID	Grp	Description	Rate	Maturity	EstMaturity	Original Face	Issue Dt	Aft Tx Yld	Sch	Intn	Book Value	Unrealized P/L
Type	Ticket	C-P Date/Price/Code				Par/Cur	Pur Date	Pur Yld	Calc	Pl	Market Value	Realized P/L
						Principal	Pur Price	Tax Eq	Qual	Loc	Price Source	Price Date

Grp Name	#of	Original Face Par/Cur	Weighted Maturity	Weighted Tax Eq Yld	Weighted Purch Yld	Market Value	Unrealized Profit	Unrealized Loss	Unrealized P/L
120		1,810,000.00	9.01 Yrs	5.009379	5.008950	1,911,747.74	272,800.46		272,800.46
U.S. Agencies	1/3	1,810,000.00				2,184,548.20	.00		.00
131		10,324,000.00	14.23 Yrs	5.372323	5.371682	10,486,326.53	722,955.74		722,955.74
Taxable Munis	20	10,324,000.00				11,209,282.27	.00		.00
Totals	23	12,134,000.00	13.45 Yrs	5.318184	5.317574	12,398,074.27	995,756.20		995,756.20
		12,134,000.00				13,393,830.47	.00		.00

12,398,074

95Z ACCRETION

12,397,122 Book Value

13,393,830 Value before A/I

130,760 accrued interest

13,524,590 + 1,406 (GNMA) = 13,525,996

Moody Rating	by Par	Municipals	%	Corporates	%
A1	500,000.00	04.8	0.00	0.00	
Aa1	500,000.00	04.8	0.00	0.00	
Aa2	2,650,000.00	25.7	0.00	0.00	
Aa3	1,500,000.00	14.5	0.00	0.00	
Aaa	1,450,000.00	14.0	0.00	0.00	
NR	3,724,000.00	36.1	0.00	0.00	
*Total*	10,324,000.00	100.0			

Part XV

Item 3a.

THE GOPPERT FOUNDATION  
PLEDGES  
As of 10/31/2013

<u>DISTRIBUTED IN 12-13 (date pd)</u>	<u>PLEDGES PAID 12-13</u>
Ottawa Teens, Inc/Ottawa Rec Commission (11-7-12)	\$125,000
Lakemary Center (11-20-12)	\$100,000
Ozanam (12-11-12)	\$20,000
Avila University ACCESS (1-18-13) (10-13)	\$50,000
KC Art Institute (1-18-13)	\$100,000
Children's Center for the Visually Impaired (1-18-13)	\$50,000
Women's Christian Association (pd 2-6-13)	\$50,000
Baker University (pd 2-13-13)	\$50,000
Grand River YMCA 3-7-13	\$12,000
Rockhurst High School 3-13-13	\$100,000
Hope House 3-13-13	\$25,000
UMKC Foundation Project ACCESS - Matching (3-19-13)	\$70,000
Norborne Community Center	\$50,000
Seton Center	\$50,000
Community Service League Independence MO (5-15-13)	\$15,000
Boyscouts of America (5-21-13)	\$10,000
Walnut community center (5-21-13)	\$7,000
Epilepsy Foundation of Mo & KS 8-20-13	\$14,000
Pleasant Hill Education Foundation Softball 8-21-13	\$60,000
KU Endowment	\$40,000
Donnelly College 8/28/13	\$10,000
Avila Maybee Challenge (10-13)	\$150,000
Ottawa University	\$100,000
Union Station Extreme Screen	\$100,000
DeLaSalle Education Center	\$165,000
Pittsburg State	\$75,000
Trails end Sedalia	\$10,000
Notre Dame de Sion	\$50,000
Washburn Endowment ASSN	\$50,000
Girard Medical center Foundation	\$25,000
Pomona Friends of the Library	\$20,300
Greater Kansas City Community Foundation / Garnett	\$6,000
TOTAL	<u>\$1,759,300</u>

Item 3b.

FUTURE PLEDGES

Grand River YMCA 14,15,16	\$48,000
Lakemary Center (11-20-13, 14)	\$50,000
Walnut Community Service Org 5/5/13, 2014	\$7,000
St Teresas 125M 11/13, 14, 15	\$75,000
Avila University Centennial Campaign (1/31/214, 2015, 2016)	\$600,000
	<u>\$780,000</u>

TOTAL PLEDGES

\$2,539,300

AFFIDAVIT OF PUBLICATION

STATE OF MISSOURI  
COUNTY OF JACKSON

} S.S.

Before the undersigned Notary Public personally appeared **Scott S. Lauck** on behalf of **THE DAILY RECORD, KANSAS CITY** who, being duly sworn, attests that said newspaper is qualified under the provisions of Missouri law governing public notices to publish, and did so publish, the notice annexed hereto, starting with the **February 25, 2014** edition and ending with the **February 25, 2014** edition, for a total of 1 publications:

**NOTICE OF AVAILABILITY  
OF PUBLIC INSPECTION**

Pursuant to Section 6104 of the Internal Revenue Code, the annual report required to be filed under section 6056 of the Internal Revenue Code for THE GOPPERT FOUNDATION is available for inspection during regular business hours by any citizen who requests it within 180 days from the first publication of this notice.

THOMAS A. GOPPERT  
Secretary/Treasurer  
10401 Holmes Road  
Suite 222  
Kansas City, MO 64131  
10507120 Jackson Feb 25, 2014

02/25/2014

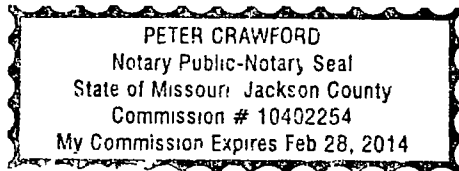
*Scott S. Lauck*

Scott S. Lauck

Subscribed & sworn before me this 25 day of February, 2014  
(SEAL)

*Peter Crawford*

Notary Public




THE GOPPERT FOUNDATION

PLEDGES

As of 10/31/2013

PLEDGE TOTAL BY YEAR	12-13	13-14	14-15	15-Later	TOTAL
Ottawa Teens, Inc/Ottawa Rec Commission (11-7-12)	\$125,000				\$125,000
Ottawa University	\$100,000				\$100,000
Lakemary Center (11-20-12, 13, 14)	\$100,000		\$ 50,000		\$150,000
Ozanam (12-11-12)	\$20,000				\$20,000
Avila University ACCESS (1-18-13, Fall 2013)	\$50,000				\$50,000
Epilepsy Foundation of Mo & KS 8-20-13	\$14,000				\$14,000
Greater Kansas City Community Foundation / Garnett	\$6,000				\$6,000
Pleasant Hill Education Foundation Softball 8-21-13	\$60,000				\$60,000
KU Endowment	\$40,000				\$40,000
KC Art Institute (1-18-13)	\$100,000				\$100,000
Children's Center for the Visually Impaired (1-18-13)	\$50,000				\$50,000
Women's Chrstian Association (2-6-13)	\$50,000				\$50,000
Community Service League Independence MO	\$15,000				\$15,000
Baker University (2-13-13)	\$50,000				\$50,000
Grand River YMCA	\$12,000	\$ 12,000	\$ 12,000	\$ 24,000	\$60,000
Hope House	\$25,000				\$25,000
Seton Center	\$50,000				\$50,000
UMKC Foundation Project ACCESS - Matching - (3-19-13)	\$70,000				\$70,000
Avila Mabee Challenge (11-15-13)	\$150,000				\$150,000
Union station Extreme Screen - Matching 11-15-13, 14	\$100,000				\$100,000
Pittsburg State University Endowment (2-6-13)	\$75,000				\$75,000
Boy Scouts of America Campership (4-15-13)	\$10,000				\$10,000
Donnelly College (6-30-13)	\$10,000				\$10,000
Norborn Community Center	\$50,000				\$50,000
Trails End Sedalia	\$10,000				\$10,000
DeLaSalle Education Center (12-1-13) (match)	\$165,000				\$165,000
Girard Medical Center Foundation	\$25,000				\$25,000
Washburn Endowment ASSN	\$50,000				\$50,000
Pomona Friends of the Library	\$20,300				\$20,300
Walnut Community Service Org 5/5/13, 2014'	\$7,000	\$ 7,000			\$14,000
St Teresas 125M 11/13, 14, 15		\$ 25,000	\$ 25,000	\$ 25,000	\$75,000
Notre Dame de Sion 12-1-13	\$50,000				\$50,000
Rockhurst High School 12-1-13	\$100,000				\$100,000
Avila University Centennial Campaign (1/31/214, 2015, 2016)		\$ 200,000	\$ 200,000	\$ 200,000	\$600,000
PAID AND/OR PLEDGED	\$1,759,300	\$244,000	\$287,000	\$249,000	\$2,539,300
REMAINDER TO COMMIT	\$0	\$1,456,000	\$1,413,000	\$1,451,000	
TOTAL PROJECTED EACH YEAR	\$1,759,300	\$1,700,000	\$1,700,000	\$1,700,000	



## THE GOPPERT FOUNDATION

10401 Holmes Road - Suite 222 - Kansas City, Missouri 64131

(816) 942-7595 / Fax (816) 942-7588

State of Missouri  
Office of the Attorney General  
P.O. Box 899  
Jefferson City, Missouri 65102  
ATT: Amanda Bolden (990-PF)

March 11, 2014

Dear Ms. Bolden,

I am enclosing herewith a copy of form 990-PF as filed by the Goppert Foundation for tax year 2012. If you need any additional information, please feel free to call me at (816) 942-7595.

Respectfully,

Thomas Goppert  
Secretary Treasurer