



See a Social Security Number? Say Something!
Report Privacy Problems to <https://public.resource.org/privacy>
Or call the IRS Identity Theft Hotline at 1-800-908-4490



Form **990-PF** (2012)

Part II

Balance Sheets

Attached schedules and amounts in the description column should be for end-of-year amounts only (See instructions)

			Beginning of year	End of year	
			(a) Book Value	(b) Book Value	(c) Fair Market Value
Assets	1	Cash—non-interest-bearing	5,550	21,311	21,312
	2	Savings and temporary cash investments			
	3	Accounts receivable ▶ _____ Less allowance for doubtful accounts ▶ _____			
	4	Pledges receivable ▶ _____ Less allowance for doubtful accounts ▶ _____			
	5	Grants receivable			
	6	Receivables due from officers, directors, trustees, and other disqualified persons (attach schedule) (see page 15 of the instructions)			
	7	Other notes and loans receivable (attach schedule) ▶ _____ Less allowance for doubtful accounts ▶ _____			
	8	Inventories for sale or use			
	9	Prepaid expenses and deferred charges			
	10a	Investments—U S and state government obligations (attach schedule)			
	b	Investments—corporate stock (attach schedule)	191,644	184,082	184,082
	c	Investments—corporate bonds (attach schedule).			
	11	Investments—land, buildings, and equipment basis ▶ _____ Less accumulated depreciation (attach schedule) ▶ _____			
	12	Investments—mortgage loans			
	13	Investments—other (attach schedule)			
Liabilities	14	Land, buildings, and equipment basis ▶ 33,634 Less accumulated depreciation (attach schedule) ▶ 26,938	7,676	6,696	
	15	Other assets (describe ▶ _____)			
	16	Total assets (to be completed by all filers—see the instructions Also, see page 1, item I)	204,870	212,089	205,394
	17	Accounts payable and accrued expenses			
	18	Grants payable			
	19	Deferred revenue			
	20	Loans from officers, directors, trustees, and other disqualified persons			
Net Assets or Fund Balances	21	Mortgages and other notes payable (attach schedule)			
	22	Other liabilities (describe ▶ _____)			
	23	Total liabilities (add lines 17 through 22)		0	
		Foundations that follow SFAS 117, check here ▶ <input checked="" type="checkbox"/> and complete lines 24 through 26 and lines 30 and 31.			
	24	Unrestricted	204,870	212,089	
	25	Temporarily restricted			
	26	Permanently restricted			
		Foundations that do not follow SFAS 117, check here ▶ <input type="checkbox"/> and complete lines 27 through 31.			
	27	Capital stock, trust principal, or current funds			
	28	Paid-in or capital surplus, or land, bldg , and equipment fund			
	29	Retained earnings, accumulated income, endowment, or other funds			
	30	Total net assets or fund balances (see page 17 of the instructions)	204,870	212,089	
	31	Total liabilities and net assets/fund balances (see page 17 of the instructions)	204,870	212,089	

Part III

Analysis of Changes in Net Assets or Fund Balances

1	Total net assets or fund balances at beginning of year—Part II, column (a), line 30 (must agree with end-of-year figure reported on prior year’s return)	1	204,870
2	Enter amount from Part I, line 27a	2	19,751
3	Other increases not included in line 2 (itemize) ▶ _____	3	
4	Add lines 1, 2, and 3	4	224,621
5	Decreases not included in line 2 (itemize) ▶ _____	5	12,532
6	Total net assets or fund balances at end of year (line 4 minus line 5)—Part II, column (b), line 30	6	212,089

Part IV

Capital Gains and Losses for Tax on Investment Income

(a) List and describe the kind(s) of property sold (e g , real estate, 2-story brick warehouse, or common stock, 200 shs MLC Co)		(b) How acquired P—Purchase D—Donation	(c) Date acquired (mo , day, yr)	(d) Date sold (mo , day, yr)
1a				
(e) Gross sales price	(f) Depreciation allowed (or allowable)	(g) Cost or other basis plus expense of sale	(h) Gain or (loss) (e) plus (f) minus (g)	
a				
b				
c				
d				
e				
Complete only for assets showing gain in column (h) and owned by the foundation on 12/31/69			(i) Gains (Col (h) gain minus col (k), but not less than -0-) or Losses (from col (h))	
(i) F M V as of 12/31/69	(j) Adjusted basis as of 12/31/69	(k) Excess of col (i) over col (j), if any		
a				
b				
c				
d				
e				
2	Capital gain net income or (net capital loss) { If gain, also enter in Part I, line 7 If (loss), enter -0- in Part I, line 7 }		2	
3	Net short-term capital gain or (loss) as defined in sections 1222(5) and (6) If gain, also enter in Part I, line 8, column (c) (see instructions) If (loss), enter -0- in Part I, line 8 }		3	

Part V

Qualification Under Section 4940(e) for Reduced Tax on Net Investment Income

(For optional use by domestic private foundations subject to the section 4940(a) tax on net investment income)

If section 4940(d)(2) applies, leave this part blank

Was the foundation liable for the section 4942 tax on the distributable amount of any year in the base period? ☐ Yes ☒ No
If "Yes," the foundation does not qualify under section 4940(e) Do not complete this part

1 Enter the appropriate amount in each column for each year, see page 18 of the instructions before making any entries

(a) Base period years Calendar year (or tax year beginning in)	(b) Adjusted qualifying distributions	(c) Net value of noncharitable-use assets	(d) Distribution ratio (col (b) divided by col (c))
2011	39,816	204,722	0 194488
2010	13,525	227,990	0 059323
2009	27,404	220,754	0 124138
2008	78,316	215,526	0 363371
2007	53,272	392,375	0 135768
2 Total of line 1, column (d).			2 0 877088
3 Average distribution ratio for the 5-year base period—divide the total on line 2 by 5, or by the number of years the foundation has been in existence if less than 5 years			3 0 175418
4 Enter the net value of noncharitable-use assets for 2012 from Part X, line 5.			4 206,222
5 Multiply line 4 by line 3.			5 36,175
6 Enter 1% of net investment income (1% of Part I, line 27b).			6 3
7 Add lines 5 and 6.			7 36,178
8 Enter qualifying distributions from Part XII, line 4.			8 8,780

If line 8 is equal to or greater than line 7, check the box in Part VI, line 1b, and complete that part using a 1% tax rate See the Part VI instructions

Part VIExcise Tax Based on Investment Income (Section 4940(a), 4940(b), 4940(e), or 4948—see page 18 of the instructions)

1a		Exempt operating foundations described in section 4940(d)(2), check here <input type="checkbox"/> and enter "N/A" on line 1			
		Date of ruling or determination letter _____ (attach copy of letter if necessary—see instructions)			
b		Domestic foundations that meet the section 4940(e) requirements in Part V, check here <input type="checkbox"/> and enter 1% of Part I, line 27b		1	6
c		All other domestic foundations enter 2% of line 27b Exempt foreign organizations enter 4% of Part I, line 12, col (b)			
2		Tax under section 511 (domestic section 4947(a)(1) trusts and taxable foundations only Others enter -0-)		2	
3		Add lines 1 and 2.		3	6
4		Subtitle A (income) tax (domestic section 4947(a)(1) trusts and taxable foundations only Others enter -0-)		4	
5		Tax based on investment income. Subtract line 4 from line 3 If zero or less, enter -0-		5	6
6		Credits/Payments			
a		2012 estimated tax payments and 2011 overpayment credited to 2012	6a		
b		Exempt foreign organizations—tax withheld at source	6b		
c		Tax paid with application for extension of time to file (Form 8868)	6c		
d		Backup withholding erroneously withheld	6d		
7		Total credits and payments Add lines 6a through 6d.		7	
8		Enter any penalty for underpayment of estimated tax Check here <input type="checkbox"/> if Form 2220 is attached		8	
9		Tax due. If the total of lines 5 and 8 is more than line 7, enter amount owed		9	6
10		Overpayment. If line 7 is more than the total of lines 5 and 8, enter the amount overpaid.		10	
11		Enter the amount of line 10 to be Credited to 2013 estimated tax <input type="checkbox"/>	Refunded <input type="checkbox"/>	11	

Part VII-AStatements Regarding Activities

1a	During the tax year, did the foundation attempt to influence any national, state, or local legislation or did it participate or intervene in any political campaign?		Yes	No
		1a		No
b	Did it spend more than \$100 during the year (either directly or indirectly) for political purposes (see page 19 of the instructions for definition)?			No
	If the answer is "Yes" to 1a or 1b, attach a detailed description of the activities and copies of any materials published or distributed by the foundation in connection with the activities.			
c	Did the foundation file Form 1120-POL for this year?.	1c		
d	Enter the amount (if any) of tax on political expenditures (section 4955) imposed during the year (1) On the foundation <input type="checkbox"/> \$ _____ (2) On foundation managers <input type="checkbox"/> \$ _____			
e	Enter the reimbursement (if any) paid by the foundation during the year for political expenditure tax imposed on foundation managers <input type="checkbox"/> \$ _____			
2	Has the foundation engaged in any activities that have not previously been reported to the IRS?	2		No
	If "Yes," attach a detailed description of the activities.			
3	Has the foundation made any changes, not previously reported to the IRS, in its governing instrument, articles of incorporation, or bylaws, or other similar instruments? If "Yes," attach a conformed copy of the changes	3		No
4a	Did the foundation have unrelated business gross income of \$1,000 or more during the year?.	4a		No
b	If "Yes," has it filed a tax return on Form 990-T for this year?.	4b		
5	Was there a liquidation, termination, dissolution, or substantial contraction during the year?	5		No
	If "Yes," attach the statement required by General Instruction T.			
6	Are the requirements of section 508(e) (relating to sections 4941 through 4945) satisfied either			
	• By language in the governing instrument, or			
	• By state legislation that effectively amends the governing instrument so that no mandatory directions that conflict with the state law remain in the governing instrument?	6	Yes	
7	Did the foundation have at least \$5,000 in assets at any time during the year? If "Yes," complete Part II, col (c), and Part XV	7	Yes	
8a	Enter the states to which the foundation reports or with which it is registered (see instructions) <input type="checkbox"/> MI _____			
b	If the answer is "Yes" to line 7, has the foundation furnished a copy of Form 990-PF to the Attorney General (or designate) of each state as required by General Instruction G? If "No," attach explanation .	8b	Yes	
9	Is the foundation claiming status as a private operating foundation within the meaning of section 4942(j)(3) or 4942(j)(5) for calendar year 2012 or the taxable year beginning in 2012 (see instructions for Part XIV)? If "Yes," complete Part XIV	9		No
10	Did any persons become substantial contributors during the tax year? If "Yes," attach a schedule listing their names and addresses	10		No

Part VII-A

Statements Regarding Activities *(continued)*

11	At any time during the year, did the foundation, directly or indirectly, own a controlled entity within the meaning of section 512(b)(13)? If "Yes," attach schedule (see instructions).	11		No
12	Did the foundation make a distribution to a donor advised fund over which the foundation or a disqualified person had advisory privileges? If "Yes," attach statement (see instructions)	12		No
13	Did the foundation comply with the public inspection requirements for its annual returns and exemption application?	13	Yes	
Website address ▶GCMS ORG				
14	The books are in care of ▶PETER LEVINE Telephone no ▶(810) 733-6260 Located at ▶4438 OAK BRIDGE DRIVE STE B FLINT MI ZIP +4 ▶48532			
15	Section 4947(a)(1) nonexempt charitable trusts filing Form 990-PF in lieu of Form 1041 —Check here ▶ <input type="checkbox"/> and enter the amount of tax-exempt interest received or accrued during the year ▶	15		
16	At any time during calendar year 2012, did the foundation have an interest in or a signature or other authority over a bank, securities, or other financial account in a foreign country?	16		No
See instructions for exceptions and filing requirements for Form TD F 90-22.1 If "Yes", enter the name of the foreign country ▶				

Part VII-B

Statements Regarding Activities for Which Form 4720 May Be Required

File Form 4720 if any item is checked in the "Yes" column, unless an exception applies.			Yes	No
1a	During the year did the foundation (either directly or indirectly)			
	(1) Engage in the sale or exchange, or leasing of property with a disqualified person? <input type="checkbox"/> Yes <input checked="" type="checkbox"/> No			
	(2) Borrow money from, lend money to, or otherwise extend credit to (or accept it from) a disqualified person? <input type="checkbox"/> Yes <input checked="" type="checkbox"/> No			
	(3) Furnish goods, services, or facilities to (or accept them from) a disqualified person? <input type="checkbox"/> Yes <input checked="" type="checkbox"/> No			
	(4) Pay compensation to, or pay or reimburse the expenses of, a disqualified person? <input type="checkbox"/> Yes <input checked="" type="checkbox"/> No			
	(5) Transfer any income or assets to a disqualified person (or make any of either available for the benefit or use of a disqualified person)? <input type="checkbox"/> Yes <input checked="" type="checkbox"/> No			
	(6) Agree to pay money or property to a government official? (Exception. Check "No" if the foundation agreed to make a grant to or to employ the official for a period after termination of government service, if terminating within 90 days). <input type="checkbox"/> Yes <input checked="" type="checkbox"/> No			
b	If any answer is "Yes" to 1a(1)–(6), did any of the acts fail to qualify under the exceptions described in Regulations section 53.4941(d)-3 or in a current notice regarding disaster assistance (see page 20 of the instructions)? <input type="checkbox"/> Yes <input checked="" type="checkbox"/> No	1b		
c	Did the foundation engage in a prior year in any of the acts described in 1a, other than excepted acts, that were not corrected before the first day of the tax year beginning in 2012?	1c		
2	Taxes on failure to distribute income (section 4942) (does not apply for years the foundation was a private operating foundation defined in section 4942(j)(3) or 4942(j)(5))			
a	At the end of tax year 2012, did the foundation have any undistributed income (lines 6d and 6e, Part XIII) for tax year(s) beginning before 2012? <input type="checkbox"/> Yes <input checked="" type="checkbox"/> No If "Yes," list the years ▶ 20____, 20____, 20____, 20____			
b	Are there any years listed in 2a for which the foundation is not applying the provisions of section 4942(a)(2) (relating to incorrect valuation of assets) to the year's undistributed income? (If applying section 4942(a)(2) to all years listed, answer "No" and attach statement—see instructions).	2b		
c	If the provisions of section 4942(a)(2) are being applied to any of the years listed in 2a, list the years here ▶ 20____, 20____, 20____, 20____			
3a	Did the foundation hold more than a 2% direct or indirect interest in any business enterprise at any time during the year? <input type="checkbox"/> Yes <input checked="" type="checkbox"/> No			
b	If "Yes," did it have excess business holdings in 2012 as a result of (1) any purchase by the foundation or disqualified persons after May 26, 1969, (2) the lapse of the 5-year period (or longer period approved by the Commissioner under section 4943(c)(7)) to dispose of holdings acquired by gift or bequest, or (3) the lapse of the 10-, 15-, or 20-year first phase holding period? (<i>Use Schedule C, Form 4720, to determine if the foundation had excess business holdings in 2012.</i>)	3b		
4a	Did the foundation invest during the year any amount in a manner that would jeopardize its charitable purposes?	4a		No
b	Did the foundation make any investment in a prior year (but after December 31, 1969) that could jeopardize its charitable purpose that had not been removed from jeopardy before the first day of the tax year beginning in 2012?	4b		No

Part VII-B

Statements Regarding Activities for Which Form 4720 May Be Required (continued)

5a

During the year did the foundation pay or incur any amount to

(1)

Carry on propaganda, or otherwise attempt to influence legislation (section 4945(e))?

Yes

No

(2)

Influence the outcome of any specific public election (see section 4955), or to carry on, directly or indirectly, any voter registration drive?

Yes

No

(3)

Provide a grant to an individual for travel, study, or other similar purposes?

Yes

No

(4)

Provide a grant to an organization other than a charitable, etc , organization described in section 509(a)(1), (2), or (3), or section 4940(d)(2)? (see instructions).

Yes

No

(5)

Provide for any purpose other than religious, charitable, scientific, literary, or educational purposes, or for the prevention of cruelty to children or animals?

Yes

No

b

If any answer is "Yes" to 5a(1)–(5), did **any** of the transactions fail to qualify under the exceptions described in Regulations section 53.4945 or in a current notice regarding disaster assistance (see instructions)?

5b

Organizations relying on a current notice regarding disaster assistance check here.

c

If the answer is "Yes" to question 5a(4), does the foundation claim exemption from the tax because it maintained expenditure responsibility for the grant?

Yes

No

If "Yes," attach the statement required by Regulations section 53.4945–5(d).

6a

Did the foundation, during the year, receive any funds, directly or indirectly, to pay premiums on a personal benefit contract?

Yes

No

b

Did the foundation, during the year, pay premiums, directly or indirectly, on a personal benefit contract?

6b

No

If "Yes" to 6b, file Form 8870.

7a

At any time during the tax year, was the foundation a party to a prohibited tax shelter transaction?

Yes

No

b

If yes, did the foundation receive any proceeds or have any net income attributable to the transaction?

7b

Part VIII

Information About Officers, Directors, Trustees, Foundation Managers, Highly Paid Employees, and Contractors

1

List all officers, directors, trustees, foundation managers and their compensation (see instructions).

(a) Name and address	(b) Title, and average hours per week devoted to position	(c) Compensation (If not paid, enter -0-)	(d) Contributions to employee benefit plans and deferred compensation	(e) Expense account, other allowances
See Additional Data Table				

2

Compensation of five highest-paid employees (other than those included on line 1—see instructions). If none, enter "NONE."

(a) Name and address of each employee paid more than \$50,000	(b) Title, and average hours per week devoted to position	(c) Compensation	(d) Contributions to employee benefit plans and deferred compensation	(e) Expense account, other allowances
NONE				

Total number of other employees paid over \$50,000.

Part VIII

(a) Name and address of each person paid more than \$50,000	(b) Type of service	(c) Compensation
NONE		

Part IX-A Summary of Direct Charitable Activities

List the foundation's four largest direct charitable activities during the tax year. Include relevant statistical information such as the number of organizations and other beneficiaries served, conferences convened, research papers produced, etc.		Expenses
1		
2		
3		
4		

Describe the two largest program-related investments made by the foundation during the tax year on lines 1 and 2	Amount
1 N/A	
2	
All other program-related investments See page 24 of the instructions	
3	

Form **990-PF** (2012)

Part X

Minimum Investment Return (All domestic foundations must complete this part. Foreign foundations, see instructions.)

1	Fair market value of assets not used (or held for use) directly in carrying out charitable, etc , purposes		
a	Average monthly fair market value of securities.	1a	171,639
b	Average of monthly cash balances.	1b	37,723
c	Fair market value of all other assets (see instructions).	1c	0
d	Total (add lines 1a, b, and c).	1d	209,362
e	Reduction claimed for blockage or other factors reported on lines 1a and 1c (attach detailed explanation).	1e	
2	Acquisition indebtedness applicable to line 1 assets.	2	
3	Subtract line 2 from line 1d.	3	209,362
4	Cash deemed held for charitable activities Enter 1 1/2% of line 3 (for greater amount, see instructions).	4	3,140
5	Net value of noncharitable-use assets. Subtract line 4 from line 3 Enter here and on Part V, line 4	5	206,222
6	Minimum investment return. Enter 5% of line 5.	6	10,311

Part XI

Distributable Amount (see instructions) (Section 4942(j)(3) and (j)(5) private operating foundations and certain foreign organizations check here ☐ and do not complete this part.)

1	Minimum investment return from Part X, line 6.	1	10,311
2a	Tax on investment income for 2012 from Part VI, line 5.	2a	6
b	Income tax for 2012 (This does not include the tax from Part VI).	2b	
c	Add lines 2a and 2b.	2c	6
3	Distributable amount before adjustments Subtract line 2c from line 1.	3	10,305
4	Recoveries of amounts treated as qualifying distributions.	4	
5	Add lines 3 and 4.	5	10,305
6	Deduction from distributable amount (see instructions).	6	
7	Distributable amount as adjusted Subtract line 6 from line 5 Enter here and on Part XIII, line 1.	7	10,305

Part XII

Qualifying Distributions (see instructions)

1	Amounts paid (including administrative expenses) to accomplish charitable, etc , purposes		
a	Expenses, contributions, gifts, etc —total from Part I, column (d), line 26.	1a	8,780
b	Program-related investments—total from Part IX-B.	1b	
2	Amounts paid to acquire assets used (or held for use) directly in carrying out charitable, etc , purposes.	2	
3	Amounts set aside for specific charitable projects that satisfy the		
a	Suitability test (prior IRS approval required).	3a	
b	Cash distribution test (attach the required schedule).	3b	
4	Qualifying distributions. Add lines 1a through 3b Enter here and on Part V, line 8, and Part XIII, line 4	4	8,780
5	Foundations that qualify under section 4940(e) for the reduced rate of tax on net investment income Enter 1% of Part I, line 27b (see instructions).	5	
6	Adjusted qualifying distributions. Subtract line 5 from line 4.	6	8,780
Note: The amount on line 6 will be used in Part V, column (b), in subsequent years when calculating whether the foundation qualifies for the section 4940(e) reduction of tax in those years			

Part XIII

Undistributed Income (see instructions)

	(a) Corpus	(b) Years prior to 2011	(c) 2011	(d) 2012
1 Distributable amount for 2012 from Part XI, line 7				10,305
2 Undistributed income, if any, as of the end of 2012				
a Enter amount for 2011 only.				
b Total for prior years 20____, 20____, 20____				
3 Excess distributions carryover, if any, to 2012				
a From 2007.				
b From 2008.				
c From 2009.				
d From 2010.				
e From 2011.				29,580
f Total of lines 3a through e.	29,580			
4 Qualifying distributions for 2012 from Part XII, line 4 ▶ \$ 8,780				
a Applied to 2011, but not more than line 2a				
b Applied to undistributed income of prior years (Election required—see instructions).				
c Treated as distributions out of corpus (Election required—see instructions).				
d Applied to 2012 distributable amount.				8,780
e Remaining amount distributed out of corpus				
5 Excess distributions carryover applied to 2012 (If an amount appears in column (d), the same amount must be shown in column (a).)	1,525			1,525
6 Enter the net total of each column as indicated below:				
a Corpus Add lines 3f, 4c, and 4e Subtract line 5	28,055			
b Prior years' undistributed income Subtract line 4b from line 2b.				
c Enter the amount of prior years' undistributed income for which a notice of deficiency has been issued, or on which the section 4942(a) tax has been previously assessed.				
d Subtract line 6c from line 6b Taxable amount—see instructions				
e Undistributed income for 2011 Subtract line 4a from line 2a Taxable amount—see instructions				
f Undistributed income for 2012 Subtract lines 4d and 5 from line 1 This amount must be distributed in 2013.				0
7 Amounts treated as distributions out of corpus to satisfy requirements imposed by section 170(b)(1)(F) or 4942(g)(3) (see instructions).				
8 Excess distributions carryover from 2007 not applied on line 5 or line 7 (see instructions). . . .				
9 Excess distributions carryover to 2013. Subtract lines 7 and 8 from line 6a.	28,055			
10 Analysis of line 9				
a Excess from 2008. . . .				
b Excess from 2009. . . .				
c Excess from 2010. . . .				
d Excess from 2011. . . .				28,055
e Excess from 2012. . . .				

Part XIVPrivate Operating Foundations (see instructions and Part VII-A, question 9)

1a

If the foundation has received a ruling or determination letter that it is a private operating foundation, and the ruling is effective for 2012, enter the date of the ruling.

b

Check box to indicate whether the organization is a private operating foundation described in section 4942(j)(3) or 4942(j)(5)

☐ 4942(j)(3) or ☐ 4942(j)(5)

2a	Enter the lesser of the adjusted net income from Part I or the minimum investment return from Part X for each year listed.	Tax year	Prior 3 years			(e) Total
		(a) 2012	(b) 2011	(c) 2010	(d) 2009	
b	85% of line 2a					
c	Qualifying distributions from Part XII, line 4 for each year listed.					
d	Amounts included in line 2c not used directly for active conduct of exempt activities.					
e	Qualifying distributions made directly for active conduct of exempt activities. Subtract line 2d from line 2c.					
3	Complete 3a, b, or c for the alternative test relied upon					
a	"Assets" alternative test—enter					
	(1) Value of all assets					
	(2) Value of assets qualifying under section 4942(j)(3)(B)(i)					
b	"Endowment" alternative test— enter 2/3 of minimum investment return shown in Part X, line 6 for each year listed.					
c	"Support" alternative test—enter					
	(1) Total support other than gross investment income (interest, dividends, rents, payments on securities loans (section 512(a)(5)), or royalties).					
	(2) Support from general public and 5 or more exempt organizations as provided in section 4942(j)(3)(B)(iii).					
	(3) Largest amount of support from an exempt organization					
	(4) Gross investment income					

Part XVSupplementary Information (Complete this part only if the organization had \$5,000 or more in assets at any time during the year—see instructions.)

1

Information Regarding Foundation Managers:

a

List any managers of the foundation who have contributed more than 2% of the total contributions received by the foundation before the close of any tax year (but only if they have contributed more than \$5,000) (See section 507(d)(2))

b

List any managers of the foundation who own 10% or more of the stock of a corporation (or an equally large portion of the ownership of a partnership or other entity) of which the foundation has a 10% or greater interest

2

Information Regarding Contribution, Grant, Gift, Loan, Scholarship, etc., Programs:

Check here ☒ if the foundation only makes contributions to preselected charitable organizations and does not accept unsolicited requests for funds. If the foundation makes gifts, grants, etc. (see instructions) to individuals or organizations under other conditions, complete items 2a, b, c, and d.

a

The name, address, and telephone number of the person to whom applications should be addressed

b

The form in which applications should be submitted and information and materials they should include

c

Any submission deadlines

d

Any restrictions or limitations on awards, such as by geographical areas, charitable fields, kinds of institutions, or other factors

3 Grants and Contributions Paid During the Year or Approved for Future Payment

Form **990-PF** (2012)

Enter gross amounts unless otherwise indicated	Unrelated business income		Excluded by section 512, 513, or 514		(e) Related or exempt function income (See instructions)
	(a) Business code	(b) Amount	(c) Exclusion code	(d) Amount	
1 Program service revenue					
a _____					
b _____					
c _____					
d _____					
e _____					
f _____					
g Fees and contracts from government agencies					
2 Membership dues and assessments. . . .					
3 Interest on savings and temporary cash investments					
4 Dividends and interest from securities. . . .			14	3,576	
5 Net rental income or (loss) from real estate					
a Debt-financed property.					
b Not debt-financed property.					
6 Net rental income or (loss) from personal property					
7 Other investment income.					
8 Gain or (loss) from sales of assets other than inventory			18	24,705	
9 Net income or (loss) from special events					
10 Gross profit or (loss) from sales of inventory. .					
11 Other revenue a _____					
b _____					
c _____					
d _____					
e _____					
12 Subtotal. Add columns (b), (d), and (e). .				28,281	
13 Total. Add line 12, columns (b), (d), and (e).			13		28,281

[illegible]

1	Did the organization directly or indirectly engage in any of the following with any other organization described in section 501(c) of the Code (other than section 501(c)(3) organizations) or in section 527, relating to political organizations?	Yes	No
a	Transfers from the reporting foundation to a noncharitable exempt organization of		
(1)	Cash.	1a(1)	No
(2)	Other assets.	1a(2)	No
b	Other transactions		
(1)	Sales of assets to a noncharitable exempt organization.	1b(1)	No
(2)	Purchases of assets from a noncharitable exempt organization.	1b(2)	No
(3)	Rental of facilities, equipment, or other assets.	1b(3)	No
(4)	Reimbursement arrangements.	1b(4)	No
(5)	Loans or loan guarantees.	1b(5)	No
(6)	Performance of services or membership or fundraising solicitations.	1b(6)	No
c	Sharing of facilities, equipment, mailing lists, other assets, or paid employees.	1c	No
d	If the answer to any of the above is "Yes," complete the following schedule. Column (b) should always show the fair market value of the goods, other assets, or services given by the reporting foundation. If the foundation received less than fair market value in any transaction or sharing arrangement, show in column (d) the value of the goods, other assets, or services received.		

[illegible]

2a Is the foundation directly or indirectly affiliated with, or related to, one or more tax-exempt organizations described in section 501(c) of the Code (other than section 501(c)(3)) or in section 527? ☐ Yes ☒ No

b If "Yes," complete the following schedule

(a) Name of organization	(b) Type of organization	(c) Description of relationship









Sign Here Under penalties of perjury, I declare that I have examined this return, including accompanying schedules and statements, and to the best of my knowledge and belief, it is true, correct, and complete. Declaration of preparer (other than taxpayer or fiduciary) is based on all information of which preparer has any knowledge.

*****	2014-06-02	*****
Signature of officer or trustee	Date	Title

May the IRS discuss this return with the preparer shown below (see instr.)? ☐ Yes ☒ No

Paid Preparer Use Only	Print/Type preparer's name	Preparer's Signature	Date	Check if self-employed <input checked="checked" type="checkbox"/>	PTIN
	ANITA ABROL	ANITA ABROL	2014-06-16		
	Firm's name <input type="checkbox"/>	LEWIS & KNOPF CPAS			Firm's EIN <input type="checkbox"/>
		5206 GATEWAY CENTRE SUITE 100			
	Firm's address <input type="checkbox"/>	FLINT, MI 48507			Phone no (810) 238-4617

Form 990PF Part VIII Line 1 - List all officers, directors, trustees, foundation managers and their compensation

(a) Name and address	(b) Title, and average hours per week devoted to position	(c) Compensation (If not paid, enter -0-)	(d) Contributions to employee benefit plans and deferred compensation	(e) Expense account, other allowances
PETER LEVINE  4438 OAK BRIDGE DR STE B FLINT, MI 48532	EXEC DIRECT 3 00	0	0	0
ALLEN TURCKE MD  4438 OAK BRIDGE DR STE B FLINT, MI 48532	PRESIDENT 1 00	0	0	0
ROBERT SODERSTROM  4438 OAK BRIDGE DR STE B FLINT, MI 48532	BOARD MEM 1 00	0	0	0
EDWIN GULLEKSON  4438 OAK BRIDGE DR STE B FLINT, MI 48532	BOARD MEM 1 00	0	0	0
SHAFI AHMED MD  4438 OAK BRIDGE DR STE B FLINT, MI 48532	BOARD MEM 1 00	0	0	0
SAMASANDRAPALYA KIRAN  4438 OAK BRIDGE DR STE B FLINT, MI 48532	BOARD MEMBER 1 00	0	0	0
WALTER GRIFFIN  4438 OAK BRIDGE DR STE B FLINT, MI 48532	BOARD MEMBER 1 00	0	0	0
CHERYL THOMS  4438 OAK BRIDGE DR STE B FLINT, MI 48532	MEMBER 1 00	0	0	0

Form **4562**

Department of the Treasury
Internal Revenue Service (99)

Depreciation and Amortization
(Including Information on Listed Property)

▶ See separate instructions. ▶ Attach to your tax return.

OMB No 1545-0172

2012

Attachment
Sequence No **179**

Name(s) shown on return
MEDICAL SOCIETY FOUNDATION

Business or activity to which this form relates
INDIRECT DEPRECIATION

Identifying number

38-2872664

Part I Election To Expense Certain Property Under Section 179

Note: If you have any listed property, complete Part V before you complete Part I.

1	Maximum amount (see instructions)	1	500,000
2	Total cost of section 179 property placed in service (see instructions)	2	
3	Threshold cost of section 179 property before reduction in limitation (see instructions)	3	2,000,000
4	Reduction in limitation Subtract line 3 from line 2 If zero or less, enter -0-	4	
5	Dollar limitation for tax year Subtract line 4 from line 1 If zero or less, enter -0- If married filing separately, see instructions	5	

6	(a) Description of property	(b) Cost (business use only)	(c) Elected cost	
6				
7	Listed property Enter the amount from line 29	7		
8	Total elected cost of section 179 property Add amounts in column (c), lines 6 and 7	8		
9	Tentative deduction Enter the smaller of line 5 or line 8	9		
10	Carryover of disallowed deduction from line 13 of your 2011 Form 4562	10		
11	Business income limitation Enter the smaller of business income (not less than zero) or line 5 (see instructions)	11		
12	Section 179 expense deduction Add lines 9 and 10, but do not enter more than line 11	12		
13	Carryover of disallowed deduction to 2013 Add lines 9 and 10, less line 12	13		

Note: Do not use Part II or Part III below for listed property. Instead, use Part V.

Part II Special Depreciation Allowance and Other Depreciation (Do not include listed property) (See instructions)

14	Special depreciation allowance for qualified property (other than listed property) placed in service during the tax year (see instructions)	14	
15	Property subject to section 168(f)(1) election	15	
16	Other depreciation (including ACRS)	16	980

Part III MACRS Depreciation (Do not include listed property.) (See instructions.)

Section A

17	MACRS deductions for assets placed in service in tax years beginning before 2012	17	
18	If you are electing to group any assets placed in service during the tax year into one or more general asset accounts, check here		

Section B—Assets Placed in Service During 2012 Tax Year Using the General Depreciation System

(a) Classification of property	(b) Month and year placed in service	(c) Basis for depreciation (business/investment use only—see instructions)	(d) Recovery period	(e) Convention	(f) Method	(g) Depreciation deduction
19a 3-year property						
b 5-year property						
c 7-year property						
d 10-year property						
e 15-year property						
f 20-year property						
g 25-year property			25 yrs		S/L	
h Residential rental property			27 5 yrs	MM	S/L	
			27 5 yrs	MM	S/L	
i Nonresidential real property			39 yrs	MM	S/L	
				MM	S/L	

Section C—Assets Placed in Service During 2012 Tax Year Using the Alternative Depreciation System

20a Class life					S/L	
b 12-year			12 yrs		S/L	
c 40-year			40 yrs	MM	S/L	

Part IV Summary (see instructions)

21	Listed property Enter amount from line 28	21	
22	Total. Add amounts from line 12, lines 14 through 17, lines 19 and 20 in column (g), and line 21 Enter here and on the appropriate lines of your return Partnerships and S corporations—see instructions	22	980
23	For assets shown above and placed in service during the current year, enter the portion of the basis attributable to section 263A costs	23	

Part V

Listed Property (Include automobiles, certain other vehicles, certain computers, and property used for entertainment, recreation, or amusement.)
Note: For any vehicle for which you are using the standard mileage rate or deducting lease expense, complete **only** 24a, 24b, columns (a) through (c) of Section A, all of Section B, and Section C if applicable.

Section A—Depreciation and Other Information (Caution: See the instructions for limits for passenger automobiles.)

24a Do you have evidence to support the business/investment use claimed? <input type="checkbox"/> Yes <input type="checkbox"/> No						24b If "Yes," is the evidence written? <input type="checkbox"/> Yes <input type="checkbox"/> No			
(a) Type of property (list vehicles first)	(b) Date placed in service	(c) Business/ investment use percentage	(d) Cost or other basis	(e) Basis for depreciation (business/investment use only)	(f) Recovery period	(g) Method/ Convention	(h) Depreciation/ deduction	(i) Elected section 179 cost	
25Special depreciation allowance for qualified listed property placed in service during the tax year and used more than 50% in a qualified business use (see instructions)							25		
26 Property used more than 50% in a qualified business use									
		%							
		%							
		%							
27 Property used 50% or less in a qualified business use									
		%				S/L -			
		%				S/L -			
		%				S/L -			
28 Add amounts in column (h), lines 25 through 27 Enter here and on line 21, page 1						28			
29 Add amounts in column (i), line 26 Enter here and on line 7, page 1							29		

Section B—Information on Use of Vehicles

Complete this section for vehicles used by a sole proprietor, partner, or other "more than 5% owner," or related person
If you provided vehicles to your employees, first answer the questions in Section C to see if you meet an exception to completing this section for those vehicles

30 Total business/investment miles driven during the year (do not include commuting miles)	(a) Vehicle 1		(b) Vehicle 2		(c) Vehicle 3		(d) Vehicle 4		(e) Vehicle 5		(f) Vehicle 6	
31 Total commuting miles driven during the year												
32 Total other personal(noncommuting) miles driven												
33 Total miles driven during the year Add lines 30 through 32												
34 Was the vehicle available for personal use during off-duty hours?	Yes	No	Yes	No	Yes	No	Yes	No	Yes	No	Yes	No
35 Was the vehicle used primarily by a more than 5% owner or related person?												
36 Is another vehicle available for personal use?												

Section C—Questions for Employers Who Provide Vehicles for Use by Their Employees

Answer these questions to determine if you meet an exception to completing Section B for vehicles used by employees who **are not** more than 5% owners or related persons (see instructions)

37 Do you maintain a written policy statement that prohibits all personal use of vehicles, including commuting, by your employees?	Yes	No
38 Do you maintain a written policy statement that prohibits personal use of vehicles, except commuting, by your employees? See the instructions for vehicles used by corporate officers, directors, or 1% or more owners		
39 Do you treat all use of vehicles by employees as personal use?		
40 Do you provide more than five vehicles to your employees, obtain information from your employees about the use of vehicles, and retain the information received?		
41 Do you meet the requirements concerning qualified automobile demonstration use? (See instructions)		
Note: If your answer to 37, 38, 39, 40, or 41 is "Yes," do not complete Section B for the covered vehicles		

Part VI Amortization

(a) Description of costs	(b) Date amortization begins	(c) Amortizable amount	(d) Code section	(e) Amortization period or percentage	(f) Amortization for this year
42 Amortization of costs that begins during your 2012 tax year (see instructions)					
43 Amortization of costs that began before your 2012 tax year				43	
44 Total. Add amounts in column (f) See the instructions for where to report				44	

TY 2012 Accounting Fees Schedule**Name:** MEDICAL SOCIETY FOUNDATION**EIN:** 38-2872664

Category	Amount	Net Investment Income	Adjusted Net Income	Disbursements for Charitable Purposes
ACCOUNTING FEES	2,121	1,272		849

TY 2012 Compensation Explanation**Name:** MEDICAL SOCIETY FOUNDATION**EIN:** 38-2872664

Person Name	Explanation
PETER LEVINE	
ALLEN TURCKE MD	
ROBERT SODERSTROM	
EDWIN GULLEKSON	
SHAFI AHMED MD	
SAMASANDRAPALYA KIRAN	
WALTER GRIFFIN	
CHERYL THOMS	

Note: To capture the full content of this document, please select landscape mode (11" x 8.5") when printing.

TY 2012 Depreciation Schedule

Name: MEDICAL SOCIETY FOUNDATION

EIN: 38-2872664

Description of Property	Date Acquired	Cost or Other Basis	Prior Years' Depreciation	Computation Method	Rate / Life (# of years)	Current Year's Depreciation Expense	Net Investment Income	Adjusted Net Income	Cost of Goods Sold Not Included
FURNITURE	1999-04-01	6,129	6,129	S/L	7 0000				
CREDENZA	2000-01-04	312	312	S/L	7 0000				
FURNITURE	2001-02-12	1,619	1,619	S/L	7 0000				
FURNITURE	2005-06-21	3,151	3,151	S/L	7 0000				
CONFERENCE ROOM REMODEL	2005-09-01	14,698	7,022	S/L	15 0000	980			
COMPUTER	2004-11-19	1,225	1,225	S/L	5 0000				
COPIER	2004-07-01	6,500	6,500	S/L	7 0000				

Note: To capture the full content of this document, please select landscape mode (11" x 8.5") when printing.

TY 2012 Gain/Loss from Sale of Other Assets Schedule

Name: MEDICAL SOCIETY FOUNDATION
EIN: 38-2872664

Name	Date Acquired	How Acquired	Date Sold	Purchaser Name	Gross Sales Price	Basis	Basis Method	Sales Expenses	Total (net)	Accumulated Depreciation
NOBLE ENERGY INC	2009-05	PURCHASE	2012-11		1,054	612			442	
PFIZER INCORPORATED	2010-04	PURCHASE	2012-12		257	169			88	
PFIZER INCORPORATED	2010-04	PURCHASE	2012-12		383	254			129	
HOME RETAIL GROUP OLC	2011-06	PURCHASE	2012-12		199	284			-85	
HOME RETAIL GROUP OLC	2011-09	PURCHASE	2012-12		381	348			33	
KOREA ELEC PWR CORP	2009-05	PURCHASE	2012-12		785	669			116	
KOREA ELEC PWR CORP	2009-08	PURCHASE	2012-12		1,814	1,735			79	
POLYUS GOLD INTL	2011-10	PURCHASE	2012-12		950	922			28	
POLYUS GOLD INTL	2011-10	PURCHASE	2013-01		686	715			-29	
SK TELECOMMUNICATIONS	2008-02	PURCHASE	2013-01		255	340			-85	
SK TELECOMMUNICATIONS	2008-02	PURCHASE	2013-01		204	273			-69	
SK TELECOMMUNICATIONS	2008-04	PURCHASE	2013-01		289	373			-84	
SK TELECOMMUNICATIONS	2008-06	PURCHASE	2013-01		204	263			-59	
POLYUS GOLD INTL	2011-10	PURCHASE	2013-01		210	219			-9	
MERCK & CO	2010-05	PURCHASE	2013-01		342	272			70	
MERCK & CO	2011-08	PURCHASE	2013-01		1,452	1,114			338	
MERCK & CO	2011-10	PURCHASE	2013-01		128	94			34	
MERCK & CO	2011-10	PURCHASE	2013-01		1,722	1,259			463	
HALLIBURTON COMPANY	2008-11	PURCHASE	2013-01		755	334			421	
NOBLE ENERGY INC	2009-05	PURCHASE	2013-02		551	278			273	
NOBLE ENERGY INC	2009-05	PURCHASE	2013-02		1,112	557			555	
GOLD FIELDS LTD NEW	2008-02	PURCHASE	2013-02		282	473			-191	
GOLD FIELDS LTD NEW	2008-09	PURCHASE	2013-02		265	269			-4	
GOLD FIELDS LTD	2008-09	PURCHASE	2013-03		342	353			-11	
GOLD FIELDS LTD	2010-02	PURCHASE	2013-03		619	854			-235	
JPMORGAN CHASE & CO	2006-06	PURCHASE	2013-03		651	554			97	
JPMORGAN CHASE & CO	2008-09	PURCHASE	2013-03		501	393			108	
JPMORGAN CHASE & CO	2009-05	PURCHASE	2013-03		100	72			28	
LINCOLN NATL CORP	2011-02	PURCHASE	2013-03		663	593			70	
LINCOLN NATL CORP	2011-02	PURCHASE	2013-03		335	297			38	

Name	Date Acquired	How Acquired	Date Sold	Purchaser Name	Gross Sales Price	Basis	Basis Method	Sales Expenses	Total (net)	Accumulated Depreciation
LINCOLN NATL CORP	2011-02	PURCHASE	2013-03		400	356			44	
ALUMINA LTD	2010-05	PURCHASE	2013-03		1,261	1,520			-259	
ALUMINA LTD	2011-09	PURCHASE	2013-03		160	198			-38	
AON PLC	2009-05	PURCHASE	2013-03		554	442			112	
CAMECO CORP	2011-03	PURCHASE	2013-03		696	1,036			-340	
CARREFOUR SA SPONS	2009-10	PURCHASE	2013-03		570	924			-354	
CARREFOUR SA SPONS	2011-10	PURCHASE	2013-03		901	743			158	
CITIGROUP INC NEW	2009-12	PURCHASE	2013-03		1,117	804			313	
CVS CAREMARK CORP	2009-11	PURCHASE	2013-03		724	374			350	
DAI NIPPON PRINT UNSPON	2006-12	PURCHASE	2013-03		578	872			-294	
GENERAL MOTORS CO	2010-11	PURCHASE	2013-03		815	975			-160	
HARTFORD FINL SVCS GROUP	2000-09	PURCHASE	2013-03		234	573			-339	
HARTFORD FINL SVCS GROUP	2009-12	PURCHASE	2013-03		416	373			43	
HOME RETAIL GROUP PLC	2011-09	PURCHASE	2013-03		257	204			53	
HOME RETAIL GROUP PLC	2012-01	PURCHASE	2013-03		114	62			52	
INGERSOLL RAND PLC	2006-12	PURCHASE	2013-03		276	184			92	
INGERSOLL RAND PLC	2009-05	PURCHASE	2013-03		221	80			141	
METLIFE INC	2009-05	PURCHASE	2013-03		422	335			87	
MS&AD INS GROUP HLDGS	2007-10	PURCHASE	2013-03		88	147			-59	
MS&AD INS GROUP HLDGS	2007-11	PURCHASE	2013-03		396	664			-268	
MS&AD INS GROUP HLDGS	2009-05	PURCHASE	2013-03		495	666			-171	
NINTENDO LTD	2009-08	PURCHASE	2013-03		499	1,231			-732	
NRG ENERGY INC	2008-05	PURCHASE	2013-03		103	169			-66	
NRG ENERGY INC	2008-09	PURCHASE	2013-03		129	175			-46	
NRG ENERGY INC	2009-05	PURCHASE	2013-03		155	121			34	
PACCAR INC	2011-09	PURCHASE	2013-03		500	347			153	
PFIZER INCORPORATED	2010-04	PURCHASE	2013-03		229	135			94	
PFIZER INCORPORATED	2010-12	PURCHASE	2013-03		257	154			103	
SANOFI ADR	2009-05	PURCHASE	2013-03		858	532			326	
SEKISUI HOUSE	2009-05	PURCHASE	2013-03		993	727			266	

Name	Date Acquired	How Acquired	Date Sold	Purchaser Name	Gross Sales Price	Basis	Basis Method	Sales Expenses	Total (net)	Accumulated Depreciation
SEKISUI HOUSE	2009-08	PURCHASE	2013-03		313	222			91	
TIME WARNER INC	2010-10	PURCHASE	2013-03		171	95			76	
TIME WARNER INC	2010-10	PURCHASE	2013-03		227	125			102	
TOYOTA MTR CORP	2010-09	PURCHASE	2013-03		826	559			267	
UNUM GROUP	2010-05	PURCHASE	2013-03		1,093	877			216	
VIACOM INC	2009-05	PURCHASE	2013-03		674	246			428	
EAST JAPAN RAILWAY CO	2011-03	PURCHASE	2013-04		345	280			65	
NINTENDO LTD ADR	2009-08	PURCHASE	2013-04		286	632			-346	
NINTENDO LTD ADR	2011-05	PURCHASE	2013-04		422	785			-363	
MS&AD INS GROUP HLDGS	2009-05	PURCHASE	2013-04		416	474			-58	
EAST JAPAN RAILWAY CO	2011-03	PURCHASE	2013-04		561	466			95	
EAST JAPAN RAILWAY CO	2011-03	PURCHASE	2013-04		297	245			52	
SK TELECOMMUNICATIONS	2008-06	PURCHASE	2013-05		43	44			-1	
SK TELECOMMUNICATIONS	2008-09	PURCHASE	2013-05		494	463			31	
SK TELECOMMUNICATIONS	2008-09	PURCHASE	2013-05		239	221			18	
ANGLOGOLD ASHANTI	2008-07	PURCHASE	2013-05		292	417			-125	
ANGLOGOLD ASHANTI	2008-09	PURCHASE	2013-05		258	358			-100	
ANGLOGOLD ASHANTI	2008-09	PURCHASE	2013-05		1	1				
ANGLOGOLD ASHANTI	2009-05	PURCHASE	2013-05		741	1,643			-902	
NEWCREST MINING	2009-12	PURCHASE	2013-05		671	1,438			-767	
NEWCREST MINING	2011-12	PURCHASE	2013-05		500	1,086			-586	
NEWCREST MINING	2012-04	PURCHASE	2013-05		428	811			-383	
AGEAS SPONSORED	2012-04	PURCHASE	2013-05		638	318			320	
AGEAS SPONSORED	2012-05	PURCHASE	2013-05		2,319	1,128			1,191	
AMERICAN INTL GROUP	2012-05	PURCHASE	2013-05		540	374			166	
AMERICAN INTL GROUP	2012-05	PURCHASE	2013-05		1,349	949			400	
AMERICAN INTL GROUP	2012-05	PURCHASE	2013-05		1,709	1,190			519	
AON PLC	2009-12	PURCHASE	2013-05		1,055	785			270	
AON PLC	2009-05	PURCHASE	2013-05		1,912	1,423			489	
APACHE CORP COMMON	2007-04	PURCHASE	2013-05		170	149			21	

Name	Date Acquired	How Acquired	Date Sold	Purchaser Name	Gross Sales Price	Basis	Basis Method	Sales Expenses	Total (net)	Accumulated Depreciation
APACHE CORP COMMON	2007-11	PURCHASE	2013-05		764	952			-188	
APACHE CORP COMMON	2007-12	PURCHASE	2013-05		340	424			-84	
APACHE CORP COMMON	2008-09	PURCHASE	2013-05		85	107			-22	
APACHE CORP COMMON	2009-05	PURCHASE	2013-05		2,716	2,508			208	
BARRICK GOLD CORP	2009-07	PURCHASE	2013-05		870	1,366			-496	
BARRICK GOLD CORP	2011-01	PURCHASE	2013-05		297	662			-365	
BARRICK GOLD CORP	2011-12	PURCHASE	2013-05		233	491			-258	
CA INC	2009-05	PURCHASE	2013-05		3,598	2,261			1,337	
CA INC	2010-05	PURCHASE	2013-05		1,079	795			284	
CAMECO CORP	2011-03	PURCHASE	2013-05		131	188			-57	
CAMECO CORP	2011-08	PURCHASE	2013-05		1,223	1,266			-43	
CAMECO CORP	2011-12	PURCHASE	2013-05		743	603			140	
CARREFOUR SA SPONS	2011-10	PURCHASE	2013-05		1,319	1,003			316	
CARREFOUR SA SPONS	2012-01	PURCHASE	2013-05		707	506			201	
CARREFOUR SA SPONS	2012-04	PURCHASE	2013-05		760	555			205	
CENTRAIS ELEC BRAZ	2010-03	PURCHASE	2013-05		458	2,502			-2,044	
CISCO SYSTEMS INC	2011-05	PURCHASE	2013-05		1,913	1,320			593	
CISCO SYSTEMS INC	2011-08	PURCHASE	2013-05		1,594	1,024			570	
CISCO SYSTEMS INC	2012-02	PURCHASE	2013-05		662	537			125	
CITIGROUP INC NEW	2009-12	PURCHASE	2013-05		2,236	1,355			881	
CITIGROUP INC NEW	2010-05	PURCHASE	2013-05		630	498			132	
CITIGROUP INC NEW	2011-05	PURCHASE	2013-05		425	335			90	
CVS CAREMARKE CORP	2009-11	PURCHASE	2013-05		705	345			360	
CVS CAREMARKE CORP	2009-11	PURCHASE	2013-05		1,116	542			574	
CVS CAREMARKE CORP	2011-02	PURCHASE	2013-05		764	425			339	
DAI NIPPON PRINT	2006-12	PURCHASE	2013-05		171	291			-120	
DAI NIPPON PRINT	2006-12	PURCHASE	2013-05		427	744			-317	
DAI NIPPON PRINT	2008-09	PURCHASE	2013-05		436	722			-286	
DAI NIPPON PRINT	2009-05	PURCHASE	2013-05		1,411	2,096			-685	
FINMECCANICA SPA	2010-11	PURCHASE	2013-05		292	627			-335	

Name	Date Acquired	How Acquired	Date Sold	Purchaser Name	Gross Sales Price	Basis	Basis Method	Sales Expenses	Total (net)	Accumulated Depreciation
FINMECCANICA SPA	2011-08	PURCHASE	2013-05		478	606			-128	
FINMECCANICA SPA	2011-08	PURCHASE	2013-05		347	444			-97	
FUJIFILM HLDGS	2006-06	PURCHASE	2013-05		1,258	2,017			-759	
FUJIFILM HLDGS	2008-09	PURCHASE	2013-05		189	247			-58	
FUJIFILM HLDGS	2009-05	PURCHASE	2013-05		1,090	1,427			-337	
GAZPROM O A O	2010-10	PURCHASE	2013-05		873	1,222			-349	
GAZPROM O A O	2011-08	PURCHASE	2013-05		1,034	1,453			-419	
GAZPROM O A O	2011-09	PURCHASE	2013-05		843	1,069			-226	
GAZPROM O A O	2011-09	PURCHASE	2013-05		46	58			-12	
GAZPROM O A O	2012-05	PURCHASE	2013-05		536	629			-93	
GENERAL MOTORS CO	2010-11	PURCHASE	2013-05		208	202			6	
GENERAL MOTORS CO	2010-11	PURCHASE	2013-05		555	546			9	
GENERAL MOTORS CO	2011-02	PURCHASE	2013-05		624	626			-2	
GENERAL MOTORS CO	2011-12	PURCHASE	2013-05		1,214	666			548	
GOLDMAN SACHS GROUP	2010-08	PURCHASE	2013-05		330	289			41	
GOLDMAN SACHS GROUP	2011-03	PURCHASE	2013-05		1,320	1,236			84	
GOLDMAN SACHS GROUP	2011-05	PURCHASE	2013-05		495	410			85	
GOLDMAN SACHS GROUP	2011-06	PURCHASE	2013-05		660	528			132	
HALLIBURTON COMPANY	2008-11	PURCHASE	2013-05		127	53			74	
HALLIBURTON COMPANY	2011-12	PURCHASE	2013-05		1,487	1,078			409	
HARTFORD FINL SVCS GROUP	2009-12	PURCHASE	2013-05		1,376	1,026			350	
HARTFORD FINL SVCS GROUP	2011-09	PURCHASE	2013-05		313	166			147	
HARTFORD FINL SVCS GROUP	2011-09	PURCHASE	2013-05		156	87			69	
HARTFORD FINL SVCS GROUP	2011-09	PURCHASE	2013-05		469	251			218	
HARTFORD FINL SVCS GROUP	2011-09	PURCHASE	2013-05		344	176			168	
HARTFORD FINL SVCS GROUP	2011-11	PURCHASE	2013-05		469	265			204	
HARTFORD FINL SVCS GROUP	2011-11	PURCHASE	2013-05		469	261			208	
HARTFORD FINL SVCS GROUP	2011-11	PURCHASE	2013-05		375	211			164	
HOME RETAIL GROUP	2012-01	PURCHASE	2013-05		1,114	609			505	
HOME RETAIL GROUP	2012-05	PURCHASE	2013-05		708	388			320	

Name	Date Acquired	How Acquired	Date Sold	Purchaser Name	Gross Sales Price	Basis	Basis Method	Sales Expenses	Total (net)	Accumulated Depreciation
ING GROEP NV	2012-05	PURCHASE	2013-05		572	402			170	
INGERSOLL-RAND	2009-05	PURCHASE	2013-05		2,336	801			1,535	
JP MORGAN CHASE	2009-05	PURCHASE	2013-05		1,054	681			373	
JP MORGAN CHASE	2010-05	PURCHASE	2013-05		1,387	1,050			337	
KINROSS GOLD CORP	2010-08	PURCHASE	2013-05		106	263			-157	
KINROSS GOLD CORP	2011-01	PURCHASE	2013-05		238	652			-414	
KINROSS GOLD CORP	2011-10	PURCHASE	2013-05		219	499			-280	
KINROSS GOLD CORP	2011-10	PURCHASE	2013-05		457	1,040			-583	
KINROSS GOLD CORP	2012-01	PURCHASE	2013-05		688	1,156			-468	
KINROSS GOLD CORP	2012-05	PURCHASE	2013-05		544	700			-156	
LOEWS CORPORATION	2009-05	PURCHASE	2013-05		2,129	1,201			928	
METLIFE INC	2009-05	PURCHASE	2013-05		2,297	1,551			746	
METLIFE INC	2011-08	PURCHASE	2013-05		1,486	1,091			395	
MICROSOFT CORP	2009-05	PURCHASE	2013-05		1,515	876			639	
MICROSOFT CORP	2011-08	PURCHASE	2013-05		916	660			256	
MICROSOFT CORP	2011-12	PURCHASE	2013-05		775	560			215	
MOSAIC COMPANY	2012-02	PURCHASE	2013-05		676	605			71	
MOSAIC COMPANY	2012-04	PURCHASE	2013-05		307	250			57	
MOSAIC COMPANY	2012-04	PURCHASE	2013-05		430	350			80	
MS&AD INS GROUP HLDGS	2009-08	PURCHASE	2013-05		950	1,047			-97	
NEWMONT MINING CORP	2009-05	PURCHASE	2013-05		845	1,164			-319	
NEWMONT MINING CORP	2011-08	PURCHASE	2013-05		169	294			-125	
NEWMONT MINING CORP	2011-08	PURCHASE	2013-05		169	295			-126	
NEWMONT MINING CORP	2011-12	PURCHASE	2013-05		777	1,403			-626	
NINTENDO LTD	2011-08	PURCHASE	2013-05		387	614			-227	
NIPPON TELEGRAPH & TELEPHONE	2007-06	PURCHASE	2013-05		696	627			69	
NIPPON TELEGRAPH & TELEPHONE	2009-04	PURCHASE	2013-05		671	522			149	
NIPPON TELEGRAPH & TELEPHONE	2009-05	PURCHASE	2013-05		2,734	2,343			391	
NRG ENERGY	2009-05	PURCHASE	2013-05		1,118	866			252	
OCCIDENTAL PETE CORP	2010-03	PURCHASE	2013-05		280	245			35	

Name	Date Acquired	How Acquired	Date Sold	Purchaser Name	Gross Sales Price	Basis	Basis Method	Sales Expenses	Total (net)	Accumulated Depreciation
OCCIDENTAL PETE CORP	2010-03	PURCHASE	2013-05		467	420			47	
OCCIDENTAL PETE CORP	2010-03	PURCHASE	2013-05		840	761			79	
OCCIDENTAL PETE CORP	2010-03	PURCHASE	2013-05		467	421			46	
PACCAR INC	2011-09	PURCHASE	2013-05		544	347			197	
PACCAR INC	2011-09	PURCHASE	2013-05		272	170			102	
PACCAR INC	2011-09	PURCHASE	2013-05		490	307			183	
PACCAR INC	2011-12	PURCHASE	2013-05		707	462			245	
PANASONIC CORP	2007-08	PURCHASE	2013-05		410	917			-507	
PANASONIC CORP	2009-05	PURCHASE	2013-05		480	880			-400	
PANASONIC CORP	2010-09	PURCHASE	2013-05		379	665			-286	
PANASONIC CORP	2011-03	PURCHASE	2013-05		294	450			-156	
PFIZER INC	2010-12	PURCHASE	2013-05		588	360			228	
PFIZER INC	2010-12	PURCHASE	2013-05		1,819	1,127			692	
PFIZER INC	2010-12	PURCHASE	2013-05		728	451			277	
PHILIP MORRIS INTL	2009-05	PURCHASE	2013-05		1,479	674			805	
RAYTEHON COMPANY	2009-05	PURCHASE	2013-05		272	179			93	
RAYTEHON COMPANY	2011-08	PURCHASE	2013-05		680	408			272	
RAYTEHON COMPANY	2011-08	PURCHASE	2013-05		1,225	741			484	
SANOFI ADR	2009-05	PURCHASE	2013-05		3,505	2,035			1,470	
SANOFI ADR	2009-07	PURCHASE	2013-05		431	242			189	
SEKISUI HOUSE	2009-08	PURCHASE	2013-05		2,626	1,952			674	
SEVEN & I HOLDINGS ADR	2009-05	PURCHASE	2013-05		827	608			219	
SEVEN & I HOLDINGS ADR	2009-06	PURCHASE	2013-05		1,793	1,230			563	
SHIESEIDO CO	2009-05	PURCHASE	2013-05		937	1,158			-221	
SHIESEIDO CO	2011-05	PURCHASE	2013-05		682	798			-116	
SK TELECOMMUNICATIONS	2008-09	PURCHASE	2013-05		327	322			5	
SK TELECOMMUNICATIONS	2009-05	PURCHASE	2013-05		1,922	1,510			412	
SWISSCOM AG	2006-06	PURCHASE	2013-05		682	526			156	
SWISSCOM AG	2008-09	PURCHASE	2013-05		341	261			80	
SWISSCOM AG	2009-05	PURCHASE	2013-05		1,407	974			433	

Name	Date Acquired	How Acquired	Date Sold	Purchaser Name	Gross Sales Price	Basis	Basis Method	Sales Expenses	Total (net)	Accumulated Depreciation
TELCOM ITALIA	2007-03	PURCHASE	2013-05		173	685			-512	
TELCOM ITALIA	2006-06	PURCHASE	2013-05		87	369			-282	
TELCOM ITALIA	2008-09	PURCHASE	2013-05		309	621			-312	
TELCOM ITALIA	2009-05	PURCHASE	2013-05		1,094	1,739			-645	
TELCOM ITALIA	2012-04	PURCHASE	2013-05		550	789			-239	
TIME WARNER INC NEW	2010-10	PURCHASE	2013-05		953	500			453	
TIME WARNER INC NEW	2010-10	PURCHASE	2013-05		536	283			253	
TIME WARNER INC NEW	2010-12	PURCHASE	2013-05		595	323			272	
TIME WARNER INC NEW	2010-12	PURCHASE	2013-05		595	321			274	
TOYOTA MTR CORP	2010-09	PURCHASE	2013-05		239	140			99	
TOYOTA MTR CORP	2010-09	PURCHASE	2013-05		835	494			341	
TOYOTA MTR CORP	2010-10	PURCHASE	2013-05		2,148	1,288			860	
UBS AG-REG	2012-02	PURCHASE	2013-05		1,336	1,062			274	
UNION PACIFIC CORP	2009-05	PURCHASE	2013-05		2,381	728			1,653	
UNUM GROUP	2010-05	PURCHASE	2013-05		437	337			100	
UNUM GROUP	2010-09	PURCHASE	2013-05		1,573	1,183			390	
VIACOM INC	2009-05	PURCHASE	2013-05		3,018	1,008			2,010	
VODAFONE GROUP	2008-09	PURCHASE	2013-05		175	130			45	
VODAFONE GROUP	2009-05	PURCHASE	2013-05		2,336	1,504			832	
WACOAL HOLDINGS CORP	2006-08	PURCHASE	2013-05		906	1,203			-297	
WACOAL HOLDINGS CORP	2008-09	PURCHASE	2013-05		201	228			-27	
WACOAL HOLDINGS CORP	2009-05	PURCHASE	2013-05		604	757			-153	
WELLS FARGO COMPANY	2006-06	PURCHASE	2013-05		700	583			117	
WELLS FARGO COMPANY	2008-09	PURCHASE	2013-05		453	338			115	
WELLS FARGO COMPANY	2009-03	PURCHASE	2013-05		700	255			445	
WELLS FARGO COMPANY	2009-05	PURCHASE	2013-05		906	555			351	
WELLS FARGO COMPANY	2011-05	PURCHASE	2013-05		412	291			121	
UBS AG-REG	2012-02	PURCHASE	2012-11		667	630			37	
HEWLETT PACKARD COMPANY	2012-02	PURCHASE	2012-11		701	1,622			-921	
HEWLETT PACKARD COMPANY	2012-03	PURCHASE	2012-11		237	509			-272	

Name	Date Acquired	How Acquired	Date Sold	Purchaser Name	Gross Sales Price	Basis	Basis Method	Sales Expenses	Total (net)	Accumulated Depreciation
HEWLETT PACKARD COMPANY	2012-03	PURCHASE	2012-11		131	274			-143	
HEWLETT PACKARD COMPANY	2012-03	PURCHASE	2012-11		356	706			-350	
HEWLETT PACKARD COMPANY	2012-03	PURCHASE	2012-11		12	24			-12	
HEWLETT PACKARD COMPANY	2012-08	PURCHASE	2012-11		262	378			-116	
CENTRAIS ELEC BRAZ	2012-09	PURCHASE	2012-12		815	1,670			-855	
CENTRAIS ELEC BRAZ	2012-09	PURCHASE	2012-12		68	139			-71	
TYSON FOODS INC CL A	2012-10	PURCHASE	2013-02		359	248			111	
KIRIN HOLDINGS CO LTD	2013-01	PURCHASE	2013-02		679	602			77	
TYSON FOODS INC CL A	2012-10	PURCHASE	2013-02		351	248			103	
TYSON FOODS INC CL A	2012-10	PURCHASE	2013-02		187	132			55	
KIRIN HOLDINGS CO LTD	2013-01	PURCHASE	2013-02		490	421			69	
SIBANYE GOLD LTD	2013-02	PURCHASE	2013-03		283				283	
ORKLA ASA	2012-08	PURCHASE	2013-03		537	477			60	
ORKLA ASA	2012-08	PURCHASE	2013-03		290	257			33	
ORKLA ASA	2012-08	PURCHASE	2013-03		207	183			24	
ORKLA ASA	2012-08	PURCHASE	2013-03		172	154			18	
ALUMINA LTD	2012-05	PURCHASE	2013-03		275	285			-10	
ALUMINA LTD	2012-05	PURCHASE	2013-03		381	391			-10	
CENTRAIS ELEC BRAZ CL B	2012-09	PURCHASE	2013-03		79	130			-51	
ANGLOGOLD ASHANTI LTD	2012-11	PURCHASE	2013-05		224	413			-189	
NEWCREST MINING	2012-06	PURCHASE	2013-05		257	413			-156	
NEWCREST MINING	2012-06	PURCHASE	2013-05		29	46			-17	
NEWCREST MINING	2013-01	PURCHASE	2013-05		307	487			-180	
APPLIED MATERIALS INC	2012-12	PURCHASE	2013-05		1,579	1,169			410	
BANCO SANTANDER BRASIL	2013-01	PURCHASE	2013-05		1,858	1,996			-138	
BARRICK GOLD CORP	2012-07	PURCHASE	2013-05		382	568			-186	
BARRICK GOLD CORP	2012-07	PURCHASE	2013-05		276	420			-144	
BARRICK GOLD CORP	2013-04	PURCHASE	2013-05		2,122	1,791			331	
BEST BUY CO INC	2012-07	PURCHASE	2013-05		1,436	983			453	
CAMECO CORP	2012-11	PURCHASE	2013-05		743	588			155	

Name	Date Acquired	How Acquired	Date Sold	Purchaser Name	Gross Sales Price	Basis	Basis Method	Sales Expenses	Total (net)	Accumulated Depreciation
CAPITAL ONE FINANCIAL	2012-09	PURCHASE	2013-05		1,547	1,397			150	
CAPITAL ONE FINANCIAL	2012-09	PURCHASE	2013-05		495	453			42	
CAPITAL ONE FINANCIAL	2012-09	PURCHASE	2013-05		62	57			5	
CAPITAL ONE FINANCIAL	2013-03	PURCHASE	2013-05		990	867			123	
CARREFOUR SA SPONS ADR	2012-07	PURCHASE	2013-05		1,478	823			655	
CARREFOUR SA SPONS ADR	2012-08	PURCHASE	2013-05		188	82			106	
CBS CAREMARK CORP	2012-08	PURCHASE	2013-05		822	619			203	
CENTRAIS ELEC BRAZ	2012-08	PURCHASE	2013-05		504	1,351			-847	
CENTRAIS ELEC BRAZ	2013-04	PURCHASE	2013-05		490	485			5	
CENTRAIS ELEC BRAZ	2013-04	PURCHASE	2013-05		340	318			22	
FINMECCANICA	2012-06	PURCHASE	2013-05		2,285	1,388			897	
GENERAL MOTORS CO	2012-06	PURCHASE	2013-05		243	149			94	
HARMAN INTL INDS INC	2013-02	PURCHASE	2013-05		3,084	2,473			611	
ING GROEP NV	2012-06	PURCHASE	2013-05		1,219	779			440	
ING GROEP NV	2012-06	PURCHASE	2013-05		469	301			168	
ING GROEP NV	2013-02	PURCHASE	2013-05		1,106	1,007			99	
KINROSS GOLD	2012-11	PURCHASE	2013-05		344	516			-172	
KONINKLIJKE DSM	2013-04	PURCHASE	2013-05		1,317	1,193			124	
KONINKLIJKE DSM	2013-04	PURCHASE	2013-05		708	644			64	
LSI CORP	2013-02	PURCHASE	2013-05		2,108	1,980			128	
LSI CORP	2013-03	PURCHASE	2013-05		378	342			36	
LSI CORP	2013-03	PURCHASE	2013-05		393	351			42	
LSI CORP	2013-05	PURCHASE	2013-05		453	383			70	
LSI CORP	2013-05	PURCHASE	2013-05		38	32			6	
MICROSOFT CORP	2013-03	PURCHASE	2013-05		704	570			134	
MICROSOFT CORP	2013-04	PURCHASE	2013-05		599	483			116	
MICROSOFT CORP	2013-04	PURCHASE	2013-05		986	810			176	
MITSUBISHI TANABE PHARMA	2013-05	PURCHASE	2013-05		1,538	1,825			-287	
MS&AD INS GROUP HLDGS	2012-06	PURCHASE	2013-05		1,263	782			481	
NINTENDO LTD	2012-12	PURCHASE	2013-05		449	467			-18	

Name	Date Acquired	How Acquired	Date Sold	Purchaser Name	Gross Sales Price	Basis	Basis Method	Sales Expenses	Total (net)	Accumulated Depreciation
NINTENDO LTD	2013-01	PURCHASE	2013-05		699	685			14	
PANASONIC CORP	2012-09	PURCHASE	2013-05		704	624			80	
PHILIP MORRIS INTL	2012-12	PURCHASE	2013-05		647	595			52	
ROYAL DUTCH SHELL PLC	2013-01	PURCHASE	2013-05		1,940	2,012			-72	
ROYAL DUTCH SHELL PLC	2013-02	PURCHASE	2013-05		1,039	1,071			-32	
SHIESEIDO CO	2012-08	PURCHASE	2013-05		767	774			-7	
TELECOM ITALIA	2013-03	PURCHASE	2013-05		618	690			-72	
TESCO PLC	2013-05	PURCHASE	2013-05		1,592	1,638			-46	
TESCO PLC	2013-05	PURCHASE	2013-05		302	313			-11	
TEVA PHARMACEUTICAL	2012-09	PURCHASE	2013-05		1,819	1,915			-96	
TEVA PHARMACEUTICAL	2012-09	PURCHASE	2013-05		581	598			-17	
TEVA PHARMACEUTICAL	2012-09	PURCHASE	2013-05		464	481			-17	
TEVA PHARMACEUTICAL	2012-10	PURCHASE	2013-05		929	951			-22	
TYSON FOODS INC	2012-10	PURCHASE	2013-05		1,287	840			447	
TYSON FOODS INC	2012-10	PURCHASE	2013-05		126	82			44	
TYSON FOODS INC	2012-10	PURCHASE	2013-05		126	82			44	
TYSON FOODS INC	2012-11	PURCHASE	2013-05		126	83			43	
TYSON FOODS INC	2012-11	PURCHASE	2013-05		151	101			50	
TYSON FOODS INC	2013-01	PURCHASE	2013-05		858	720			138	
UBS AG REG	2012-07	PURCHASE	2013-05		535	315			220	
UBS AG REG	2012-07	PURCHASE	2013-05		944	555			389	
UNUM GROUP	2012-08	PURCHASE	2013-05		291	193			98	
UNUM GROUP	2012-08	PURCHASE	2013-05		349	233			116	
WACOAL HOLDINGS	2013-03	PURCHASE	2013-05		252	265			-13	
GABELLI EQUITY SER FDS	2013-06	PURCHASE	2013-10		19,994	19,959			35	

**TY 2012 Investments Corporate
Stock Schedule**

Name: MEDICAL SOCIETY FOUNDATION
EIN: 38-2872664

Name of Stock	End of Year Book Value	End of Year Fair Market Value
PUBLICLY TRADED SECURITIES	184,082	184,082

TY 2012 Land, Etc. Schedule

Name: MEDICAL SOCIETY FOUNDATION

EIN: 38-2872664

Category / Item	Cost / Other Basis	Accumulated Depreciation	Book Value	End of Year Fair Market Value
FURNITURE & FIXTURES	33,634	26,938	6,696	
LEASEHOLD IMPROVEMENTS				

TY 2012 Legal Fees Schedule

Name: MEDICAL SOCIETY FOUNDATION

EIN: 38-2872664

Category	Amount	Net Investment Income	Adjusted Net Income	Disbursements for Charitable Purposes
LEGAL	45			45

TY 2012 Other Decreases Schedule

Name: MEDICAL SOCIETY FOUNDATION

EIN: 38-2872664

Description	Amount
UNREALIZED LOSS ON INVESTMENTS	12,532

TY 2012 Other Expenses Schedule**Name:** MEDICAL SOCIETY FOUNDATION**EIN:** 38-2872664

Description	Revenue and Expenses per Books	Net Investment Income	Adjusted Net Income	Disbursements for Charitable Purposes
EXPENSES				
SUBCONTRACT EXPENSES	5,000			5,000
ADVERTISING	500			500

TY 2012 Other Professional Fees Schedule

Name: MEDICAL SOCIETY FOUNDATION

EIN: 38-2872664

Category	Amount	Net Investment Income	Adjusted Net Income	Disbursements for Charitable Purposes
INVESTMENT FEES	1,641	1,641		

TY 2012 Taxes Schedule

Name: MEDICAL SOCIETY FOUNDATION

EIN: 38-2872664

Category	Amount	Net Investment Income	Adjusted Net Income	Disbursements for Charitable Purposes
FOREIGN TAX ON DIVIDENDS	350	350		