



See a Social Security Number? Say Something!  
Report Privacy Problems to <https://public.resource.org/privacy>  
Or call the IRS Identity Theft Hotline at 1-800-908-4490



Form **990-PF**

Department of the Treasury  
Internal Revenue Service

Return of Private Foundation  
or Section 4947(a)(1) Nonexempt Charitable Trust  
Treated as a Private Foundation

**Note.** The foundation may be able to use a copy of this return to satisfy state reporting requirements

OMB No 1545-0052



**2012**



Open to Public Inspection

For calendar year 2012, or tax year beginning 11-01-2012 , and ending 10-31-2013

Name of foundation THE STEPHEN AND SANDRA MUSS FOUNDATION INC		<b>A Employer identification number</b>  23-7424763	
Number and street (or P O box number if mail is not delivered to street address) 9100 S DADELAND BLVD ROOM/SUITE 1500		Room/suite	
City or town, state, and ZIP code MIAMI, FL 33156		<b>B Telephone number</b> (see instructions)  (305) 531-4848	
<b>G</b> Check all that apply <div><input type="checkbox"/> Initial return <input type="checkbox"/> Final return <input type="checkbox"/> Address change</div> <div><input type="checkbox"/> Initial return of a former public charity <input type="checkbox"/> Amended return <input type="checkbox"/> Name change</div>		<b>C</b> If exemption application is pending, check here <input type="checkbox"/>	
<b>H</b> Check type of organization <input checked="" type="checkbox"/> Section 501(c)(3) exempt private foundation <input type="checkbox"/> Section 4947(a)(1) nonexempt charitable trust <input type="checkbox"/> Other taxable private foundation		<b>D 1.</b> Foreign organizations, check here <input type="checkbox"/> <b>2.</b> Foreign organizations meeting the 85% test, check here and attach computation <input type="checkbox"/>	
<b>I</b> Fair market value of all assets at end of year (from Part II, col. (c), line 16) <b>\$</b> 9,242,715		<b>E</b> If private foundation status was terminated under section 507(b)(1)(A), check here <input type="checkbox"/> <b>F</b> If the foundation is in a 60-month termination under section 507(b)(1)(B), check here <input type="checkbox"/>	
<b>J</b> Accounting method <input checked="" type="checkbox"/> Cash <input type="checkbox"/> Accrual <input type="checkbox"/> Other (specify) _____ (Part I, column (d) must be on cash basis.)			

Part I Analysis of Revenue and Expenses (The total of amounts in columns (b), (c), and (d) may not necessarily equal the amounts in column (a) (see instructions) )		(a) Revenue and expenses per books	(b) Net investment income	(c) Adjusted net income	(d) Disbursements for charitable purposes (cash basis only)
Revenue	1 Contributions, gifts, grants, etc , received (attach schedule)				
	2 Check <input checked="" type="checkbox"/> if the foundation is <b>not</b> required to attach Sch B				
	3 Interest on savings and temporary cash investments	8,789	8,789		
	4 Dividends and interest from securities. . . . .	176,334	176,328		
	5a Gross rents . . . . .				
	b Net rental income or (loss) _____				
	6a Net gain or (loss) from sale of assets not on line 10	203,088			
	b Gross sales price for all assets on line 6a 10,861,221				
	7 Capital gain net income (from Part IV , line 2) . . . .		17,649		
	8 Net short-term capital gain . . . . .				
	9 Income modifications . . . . .				
	10a Gross sales less returns and allowances				
Operating and Administrative Expenses	b Less Cost of goods sold . . . . .				
	c Gross profit or (loss) (attach schedule) . . . . .				
	11 Other income (attach schedule) . . . . .	5,182			
	12 <b>Total.</b> Add lines 1 through 11 . . . . .	393,393	202,766		
	13 Compensation of officers, directors, trustees, etc				
	14 Other employee salaries and wages . . . . .				
	15 Pension plans, employee benefits . . . . .				
	16a Legal fees (attach schedule) . . . . .				
	b Accounting fees (attach schedule) . . . . .				
	c Other professional fees (attach schedule) . . . . .	4,487	4,487		
	17 Interest . . . . .				
	18 Taxes (attach schedule) (see instructions)	3,754	394		
	19 Depreciation (attach schedule) and depletion . . .				
	20 Occupancy . . . . .				
	21 Travel, conferences, and meetings . . . . .				
	22 Printing and publications . . . . .				
	23 Other expenses (attach schedule) . . . . .	1,200	1,200		
	24 <b>Total operating and administrative expenses.</b>				
	Add lines 13 through 23 . . . . .	9,441	6,081		0
	25 Contributions, gifts, grants paid . . . . .	5,701,626			5,701,626
	26 <b>Total expenses and disbursements.</b> Add lines 24 and 25	5,711,067	6,081		5,701,626
	27 Subtract line 26 from line 12				
	a <b>Excess of revenue over expenses and disbursements</b>	-5,317,674			
	b <b>Net investment income</b> (if negative, enter -0-)		196,685		
	c <b>Adjusted net income</b> (if negative, enter -0-)				

Part II Balance Sheets		Attached schedules and amounts in the description column should be for end-of-year amounts only (See instructions )	Beginning of year	End of year	
			(a) Book Value	(b) Book Value	(c) Fair Market Value
Assets	1	Cash—non-interest-bearing . . . . .			
	2	Savings and temporary cash investments . . . . .			
	3	Accounts receivable ▶ _____ Less allowance for doubtful accounts ▶ _____			
	4	Pledges receivable ▶ _____ Less allowance for doubtful accounts ▶ _____			
	5	Grants receivable . . . . .			
	6	Receivables due from officers, directors, trustees, and other disqualified persons (attach schedule) (see page 15 of the instructions) . . . . .			
	7	Other notes and loans receivable (attach schedule) ▶ _____ Less allowance for doubtful accounts ▶ _____			
	8	Inventories for sale or use . . . . .			
	9	Prepaid expenses and deferred charges . . . . .	11,571	8,211	
	10a	Investments—U S and state government obligations (attach schedule)	883,825	 501,162	501,162
	b	Investments—corporate stock (attach schedule) . . . . .	13,602,652	 8,663,501	8,741,553
	c	Investments—corporate bonds (attach schedule). . . . .			
	11	Investments—land, buildings, and equipment basis ▶ _____ Less accumulated depreciation (attach schedule) ▶ _____			
	12	Investments—mortgage loans . . . . .			
	13	Investments—other (attach schedule) . . . . .			
	14	Land, buildings, and equipment basis ▶ _____ Less accumulated depreciation (attach schedule) ▶ _____			
	15	Other assets (describe ▶ _____)			
	16	Total assets (to be completed by all filers—see the instructions Also, see page 1, item I)	14,498,048	9,172,874	9,242,715

Liabilities	17	Accounts payable and accrued expenses . . . . .			
	18	Grants payable . . . . .			
	19	Deferred revenue . . . . .			
	20	Loans from officers, directors, trustees, and other disqualified persons			
	21	Mortgages and other notes payable (attach schedule) . . . . .			
	22	Other liabilities (describe ▶ _____)	 9,750	 2,250	
	23	Total liabilities (add lines 17 through 22) . . . . .	9,750	2,250	

Net Assets or Fund Balances	Foundations that follow SFAS 117, check here ▶ <input type="checkbox"/> and complete lines 24 through 26 and lines 30 and 31.				
	24	Unrestricted . . . . .			
	25	Temporarily restricted . . . . .			
	26	Permanently restricted . . . . .			
	Foundations that do not follow SFAS 117, check here ▶ <input checked="" type="checkbox"/> and complete lines 27 through 31.				
	27	Capital stock, trust principal, or current funds . . . . .			
	28	Paid-in or capital surplus, or land, bldg , and equipment fund			
	29	Retained earnings, accumulated income, endowment, or other funds	14,488,298	9,170,624	
	30	Total net assets or fund balances (see page 17 of the instructions) . . . . .	14,488,298	9,170,624	
	31	Total liabilities and net assets/fund balances (see page 17 of the instructions) . . . . .	14,498,048	9,172,874	

Part III Analysis of Changes in Net Assets or Fund Balances

1	Total net assets or fund balances at beginning of year—Part II, column (a), line 30 (must agree with end-of-year figure reported on prior year’s return) . . . . .	1	14,488,298
2	Enter amount from Part I, line 27a . . . . .	2	-5,317,674
3	Other increases not included in line 2 (itemize) ▶ _____	3	
4	Add lines 1, 2, and 3 . . . . .	4	9,170,624
5	Decreases not included in line 2 (itemize) ▶ _____	5	
6	Total net assets or fund balances at end of year (line 4 minus line 5)—Part II, column (b), line 30 . . . . .	6	9,170,624

Part IV Capital Gains and Losses for Tax on Investment Income

(a) List and describe the kind(s) of property sold (e g , real estate, 2-story brick warehouse, or common stock, 200 shs MLC Co )		(b) How acquired P—Purchase D—Donation	(c) Date acquired (mo , day, yr )	(d) Date sold (mo , day, yr )
1a				
(e) Gross sales price	(f) Depreciation allowed (or allowable)	(g) Cost or other basis plus expense of sale	(h) Gain or (loss) (e) plus (f) minus (g)	
a				
b				
c				
d				
e				
Complete only for assets showing gain in column (h) and owned by the foundation on 12/31/69			(i) Gains (Col (h) gain minus col (k), but not less than -0-) or Losses (from col (h))	
(i) F M V as of 12/31/69	(j) Adjusted basis as of 12/31/69	(k) Excess of col (i) over col (j), if any		
a				
b				
c				
d				
e				
2	Capital gain net income or (net capital loss) { If gain, also enter in Part I, line 7 If (loss), enter -0- in Part I, line 7 }		2	17,649
3	Net short-term capital gain or (loss) as defined in sections 1222(5) and (6)  If gain, also enter in Part I, line 8, column (c) (see instructions) If (loss), enter -0- in Part I, line 8 . . . . . }		3	

Part V Qualification Under Section 4940(e) for Reduced Tax on Net Investment Income

(For optional use by domestic private foundations subject to the section 4940(a) tax on net investment income )

If section 4940(d)(2) applies, leave this part blank

Was the foundation liable for the section 4942 tax on the distributable amount of any year in the base period? ☐ Yes ☒ No  
If "Yes," the foundation does not qualify under section 4940(e) Do not complete this part

1 Enter the appropriate amount in each column for each year, see page 18 of the instructions before making any entries

(a) Base period years Calendar year (or tax year beginning in)	(b) Adjusted qualifying distributions	(c) Net value of noncharitable-use assets	(d) Distribution ratio (col (b) divided by col (c))
2011	1,125,440	14,527,222	0 077471
2010	1,544,586	16,895,168	0 091422
2009	935,000	15,759,224	0 059330
2008	1,376,816	14,603,604	0 094279
2007	933,184	19,294,348	0 048366
2	Total of line 1, column (d). . . . .		2 0 370868
3	Average distribution ratio for the 5-year base period—divide the total on line 2 by 5, or by the number of years the foundation has been in existence if less than 5 years . . . . .		3 0 074174
4	Enter the net value of noncharitable-use assets for 2012 from Part X, line 5. . . . .		4 13,548,674
5	Multiply line 4 by line 3. . . . .		5 1,004,959
6	Enter 1% of net investment income (1% of Part I, line 27b). . . . .		6 1,967
7	Add lines 5 and 6. . . . .		7 1,006,926
8	Enter qualifying distributions from Part XII, line 4. . . . .		8 5,701,626
If line 8 is equal to or greater than line 7, check the box in Part VI, line 1b, and complete that part using a 1% tax rate See the Part VI instructions			

Part VIExcise Tax Based on Investment Income (Section 4940(a), 4940(b), 4940(e), or 4948—see page 18 of the instructions)

1a		Exempt operating foundations described in section 4940(d)(2), check here <input type="checkbox"/> and enter "N/A" on line 1			
		Date of ruling or determination letter _____ (attach copy of letter if necessary—see instructions)			
b		Domestic foundations that meet the section 4940(e) requirements in Part V, check here <input checked="" type="checkbox"/> and enter 1% of Part I, line 27b . . . . .		1	1,967
c		All other domestic foundations enter 2% of line 27b Exempt foreign organizations enter 4% of Part I, line 12, col (b)			
2		Tax under section 511 (domestic section 4947(a)(1) trusts and taxable foundations only Others enter -0-)		2	
3		Add lines 1 and 2. . . . .		3	1,967
4		Subtitle A (income) tax (domestic section 4947(a)(1) trusts and taxable foundations only Others enter -0-)		4	
5		Tax based on investment income. Subtract line 4 from line 3 If zero or less, enter -0- . . . . .		5	1,967
6		Credits/Payments			
a		2012 estimated tax payments and 2011 overpayment credited to 2012	6a	18,211	
b		Exempt foreign organizations—tax withheld at source . . . . .	6b		
c		Tax paid with application for extension of time to file (Form 8868)	6c		
d		Backup withholding erroneously withheld . . . . .	6d		
7		Total credits and payments Add lines 6a through 6d. . . . .		7	18,211
8		Enter any penalty for underpayment of estimated tax Check here <input type="checkbox"/> if Form 2220 is attached		8	
9		Tax due. If the total of lines 5 and 8 is more than line 7, enter amount owed . . . . .		9	
10		Overpayment. If line 7 is more than the total of lines 5 and 8, enter the amount overpaid. . . . .		10	16,244
11		Enter the amount of line 10 to be Credited to 2013 estimated tax <input type="checkbox"/> 16,244	Refunded <input type="checkbox"/>	11	

Part VII-AStatements Regarding Activities

1a	During the tax year, did the foundation attempt to influence any national, state, or local legislation or did it participate or intervene in any political campaign? . . . . .		Yes	No
		1a		No
b	Did it spend more than \$100 during the year (either directly or indirectly) for political purposes (see page 19 of the instructions for definition)? . . . . .			No
	If the answer is "Yes" to 1a or 1b, attach a detailed description of the activities and copies of any materials published or distributed by the foundation in connection with the activities.			
c	Did the foundation file Form 1120-POL for this year?. . . . .	1c		No
d	Enter the amount (if any) of tax on political expenditures (section 4955) imposed during the year (1) On the foundation <input type="checkbox"/> \$ _____ (2) On foundation managers <input type="checkbox"/> \$ _____			
e	Enter the reimbursement (if any) paid by the foundation during the year for political expenditure tax imposed on foundation managers <input type="checkbox"/> \$ _____			
2	Has the foundation engaged in any activities that have not previously been reported to the IRS? . . . . .	2		No
	If "Yes," attach a detailed description of the activities.			
3	Has the foundation made any changes, not previously reported to the IRS, in its governing instrument, articles of incorporation, or bylaws, or other similar instruments? If "Yes," attach a conformed copy of the changes . . . . .	3		No
4a	Did the foundation have unrelated business gross income of \$1,000 or more during the year?. . . . .	4a		No
b	If "Yes," has it filed a tax return on Form 990-T for this year?. . . . .	4b		
5	Was there a liquidation, termination, dissolution, or substantial contraction during the year? . . . . .	5		No
	If "Yes," attach the statement required by General Instruction T.			
6	Are the requirements of section 508(e) (relating to sections 4941 through 4945) satisfied either			
	• By language in the governing instrument, or			
	• By state legislation that effectively amends the governing instrument so that no mandatory directions that conflict with the state law remain in the governing instrument? . . . . .	6	Yes	
7	Did the foundation have at least \$5,000 in assets at any time during the year? If "Yes," complete Part II, col (c), and Part XV	7	Yes	
8a	Enter the states to which the foundation reports or with which it is registered (see instructions) <input type="checkbox"/> DE _____			
b	If the answer is "Yes" to line 7, has the foundation furnished a copy of Form 990-PF to the Attorney General (or designate) of each state as required by General Instruction G? If "No," attach explanation .	8b	Yes	
9	Is the foundation claiming status as a private operating foundation within the meaning of section 4942(j)(3) or 4942(j)(5) for calendar year 2012 or the taxable year beginning in 2012 (see instructions for Part XIV)? If "Yes," complete Part XIV . . . . .	9		No
10	Did any persons become substantial contributors during the tax year? If "Yes," attach a schedule listing their names and addresses	10		No

Part VII-A

Statements Regarding Activities *(continued)*

11	At any time during the year, did the foundation, directly or indirectly, own a controlled entity within the meaning of section 512(b)(13)? If "Yes," attach schedule (see instructions).	11		No
12	Did the foundation make a distribution to a donor advised fund over which the foundation or a disqualified person had advisory privileges? If "Yes," attach statement (see instructions)	12		No
13	Did the foundation comply with the public inspection requirements for its annual returns and exemption application?	13	Yes	
Website address ▶NONE				
14	The books are in care of ▶JEFF FRANTZMAN	Telephone no ▶(305) 531-4848		
Located at ▶9100 S DADELAND BLVD SUITE 1500 MIAMI FL		ZIP +4 ▶33156		
15	Section 4947(a)(1) nonexempt charitable trusts filing Form 990-PF in lieu of <b>Form 1041</b> —Check here . . . . . ▶ <input type="checkbox"/>			
and enter the amount of tax-exempt interest received or accrued during the year . . . . . ▶		15		
16	At any time during calendar year 2012, did the foundation have an interest in or a signature or other authority over a bank, securities, or other financial account in a foreign country? . . . . .	16		No
See instructions for exceptions and filing requirements for Form TD F 90-22.1 If "Yes", enter the name of the foreign country ▶				

Part VII-B

Statements Regarding Activities for Which Form 4720 May Be Required

File Form 4720 if any item is checked in the "Yes" column, unless an exception applies.			Yes	No
1a	During the year did the foundation (either directly or indirectly)			
(1) Engage in the sale or exchange, or leasing of property with a disqualified person? <input type="checkbox"/> Yes <input checked="" type="checkbox"/> No				
(2) Borrow money from, lend money to, or otherwise extend credit to (or accept it from) a disqualified person?. . . . . <input type="checkbox"/> Yes <input checked="" type="checkbox"/> No				
(3) Furnish goods, services, or facilities to (or accept them from) a disqualified person? <input type="checkbox"/> Yes <input checked="" type="checkbox"/> No				
(4) Pay compensation to, or pay or reimburse the expenses of, a disqualified person? <input type="checkbox"/> Yes <input checked="" type="checkbox"/> No				
(5) Transfer any income or assets to a disqualified person (or make any of either available for the benefit or use of a disqualified person)?. . . . . <input type="checkbox"/> Yes <input checked="" type="checkbox"/> No				
(6) Agree to pay money or property to a government official? ( <b>Exception.</b> Check "No" if the foundation agreed to make a grant to or to employ the official for a period after termination of government service, if terminating within 90 days ). . . . . <input type="checkbox"/> Yes <input checked="" type="checkbox"/> No				
b	If any answer is "Yes" to 1a(1)–(6), did <b>any</b> of the acts fail to qualify under the exceptions described in Regulations section 53.4941(d)-3 or in a current notice regarding disaster assistance (see page 20 of the instructions)?. . . Organizations relying on a current notice regarding disaster assistance check here. . . . . ▶ <input type="checkbox"/>	1b		
c	Did the foundation engage in a prior year in any of the acts described in 1a, other than excepted acts, that were not corrected before the first day of the tax year beginning in 2012?. . . . .	1c		
2	Taxes on failure to distribute income (section 4942) (does not apply for years the foundation was a private operating foundation defined in section 4942(j)(3) or 4942(j)(5))			
a	At the end of tax year 2012, did the foundation have any undistributed income (lines 6d and 6e, Part XIII) for tax year(s) beginning before 2012?. . . . . <input type="checkbox"/> Yes <input checked="" type="checkbox"/> No If "Yes," list the years ▶ 20____, 20____, 20____, 20____			
b	Are there any years listed in 2a for which the foundation is <b>not</b> applying the provisions of section 4942(a)(2) (relating to incorrect valuation of assets) to the year's undistributed income? (If applying section 4942(a)(2) to <b>all</b> years listed, answer "No" and attach statement—see instructions ). . . . .	2b		
c	If the provisions of section 4942(a)(2) are being applied to <b>any</b> of the years listed in 2a, list the years here ▶ 20____, 20____, 20____, 20____			
3a	Did the foundation hold more than a 2% direct or indirect interest in any business enterprise at any time during the year?. . . . . <input type="checkbox"/> Yes <input checked="" type="checkbox"/> No			
b	If "Yes," did it have excess business holdings in 2012 as a result of (1) any purchase by the foundation or disqualified persons after May 26, 1969, (2) the lapse of the 5-year period (or longer period approved by the Commissioner under section 4943(c)(7)) to dispose of holdings acquired by gift or bequest, or (3) the lapse of the 10-, 15-, or 20-year first phase holding period? ( <i>Use Schedule C, Form 4720, to determine if the foundation had excess business holdings in 2012.</i> ). . . . .	3b		
4a	Did the foundation invest during the year any amount in a manner that would jeopardize its charitable purposes?	4a		No
b	Did the foundation make any investment in a prior year (but after December 31, 1969) that could jeopardize its charitable purpose that had not been removed from jeopardy before the first day of the tax year beginning in 2012?	4b		No




Part VII-B

Statements Regarding Activities for Which Form 4720 May Be Required (continued)

5a	During the year did the foundation pay or incur any amount to			
	(1) Carry on propaganda, or otherwise attempt to influence legislation (section 4945(e))?	<input type="checkbox"/> Yes <input checked="" type="checkbox"/> No		
	(2) Influence the outcome of any specific public election (see section 4955), or to carry on, directly or indirectly, any voter registration drive?	<input type="checkbox"/> Yes <input checked="" type="checkbox"/> No		
	(3) Provide a grant to an individual for travel, study, or other similar purposes?	<input type="checkbox"/> Yes <input checked="" type="checkbox"/> No		
	(4) Provide a grant to an organization other than a charitable, etc , organization described in section 509(a)(1), (2), or (3), or section 4940(d)(2)? (see instructions).	<input type="checkbox"/> Yes <input checked="" type="checkbox"/> No		
	(5) Provide for any purpose other than religious, charitable, scientific, literary, or educational purposes, or for the prevention of cruelty to children or animals?	<input type="checkbox"/> Yes <input checked="" type="checkbox"/> No		
b	If any answer is "Yes" to 5a(1)–(5), did <b>any</b> of the transactions fail to qualify under the exceptions described in Regulations section 53.4945 or in a current notice regarding disaster assistance (see instructions)?		5b	
	Organizations relying on a current notice regarding disaster assistance check here.	<input checked="" type="checkbox"/>		
c	If the answer is "Yes" to question 5a(4), does the foundation claim exemption from the tax because it maintained expenditure responsibility for the grant?	<input type="checkbox"/> Yes <input type="checkbox"/> No		
	If "Yes," attach the statement required by Regulations section 53.4945–5(d).			
6a	Did the foundation, during the year, receive any funds, directly or indirectly, to pay premiums on a personal benefit contract?	<input type="checkbox"/> Yes <input checked="" type="checkbox"/> No		
b	Did the foundation, during the year, pay premiums, directly or indirectly, on a personal benefit contract?		6b	No
	If "Yes" to 6b, file Form 8870.			
7a	At any time during the tax year, was the foundation a party to a prohibited tax shelter transaction?	<input type="checkbox"/> Yes <input checked="" type="checkbox"/> No		
b	If yes, did the foundation receive any proceeds or have any net income attributable to the transaction?		7b	

Part VIII

Information About Officers, Directors, Trustees, Foundation Managers, Highly Paid Employees, and Contractors

1 List all officers, directors, trustees, foundation managers and their compensation (see instructions).				
(a) Name and address	(b) Title, and average hours per week devoted to position	(c) Compensation (If not paid, enter -0-)	(d) Contributions to employee benefit plans and deferred compensation	(e) Expense account, other allowances
STEPHEN MUSS  9100 S DADELAND BLVD MIAMI,FL 33156	PRESIDENT 5 00	0	0	0
BRIAN BILZIN  1450 BRICKELL AVENUE MIAMI,FL 33131	TREASURER 0 00	0	0	0
SANDRA MUSS  9100 S DADELAND BLVD MIAMI,FL 33156	VP / SECT 0 00	0	0	0
2 Compensation of five highest-paid employees (other than those included on line 1—see instructions). If none, enter "NONE."				
(a) Name and address of each employee paid more than \$50,000	(b) Title, and average hours per week devoted to position	(c) Compensation	(d) Contributions to employee benefit plans and deferred compensation	(e) Expense account, other allowances
NONE				
Total number of other employees paid over \$50,000.				

## Part VIII

(a) Name and address of each person paid more than \$50,000	(b) Type of service	(c) Compensation
NONE		

## Part IX-A Summary of Direct Charitable Activities

List the foundation's four largest direct charitable activities during the tax year. Include relevant statistical information such as the number of organizations and other beneficiaries served, conferences convened, research papers produced, etc.		Expenses
<b>1</b>		
<b>2</b>		
<b>3</b>		
<b>4</b>		

Describe the two largest program-related investments made by the foundation during the tax year on lines 1 and 2	Amount
<b>1</b> N/A	
<b>2</b>	
All other program-related investments See page 24 of the instructions	
<b>3</b>	

Form **990-PF** (2012)



Part X

Minimum Investment Return (All domestic foundations must complete this part. Foreign foundations, see instructions.)

1	Fair market value of assets not used (or held for use) directly in carrying out charitable, etc , purposes		
a	Average monthly fair market value of securities. . . . .	1a	13,746,788
b	Average of monthly cash balances. . . . .	1b	0
c	Fair market value of all other assets (see instructions). . . . .	1c	8,211
d	Total (add lines 1a, b, and c). . . . .	1d	13,754,999
e	Reduction claimed for blockage or other factors reported on lines 1a and 1c (attach detailed explanation). . . . .	1e	
2	Acquisition indebtedness applicable to line 1 assets. . . . .	2	
3	Subtract line 2 from line 1d. . . . .	3	13,754,999
4	Cash deemed held for charitable activities Enter 1 1/2% of line 3 (for greater amount, see instructions). . . . .	4	206,325
5	Net value of noncharitable-use assets. Subtract line 4 from line 3 Enter here and on Part V, line 4	5	13,548,674
6	Minimum investment return. Enter 5% of line 5. . . . .	6	677,434

Part XI

Distributable Amount (see instructions) (Section 4942(j)(3) and (j)(5) private operating foundations and certain foreign organizations check here ☐ and do not complete this part.)

1	Minimum investment return from Part X, line 6. . . . .	1	677,434
2a	Tax on investment income for 2012 from Part VI, line 5. . . . .	2a	1,967
b	Income tax for 2012 (This does not include the tax from Part VI ). . . . .	2b	
c	Add lines 2a and 2b. . . . .	2c	1,967
3	Distributable amount before adjustments Subtract line 2c from line 1. . . . .	3	675,467
4	Recoveries of amounts treated as qualifying distributions. . . . .	4	
5	Add lines 3 and 4. . . . .	5	675,467
6	Deduction from distributable amount (see instructions). . . . .	6	
7	Distributable amount as adjusted Subtract line 6 from line 5 Enter here and on Part XIII, line 1. . . . .	7	675,467

Part XII

Qualifying Distributions (see instructions)

1	Amounts paid (including administrative expenses) to accomplish charitable, etc , purposes		
a	Expenses, contributions, gifts, etc —total from Part I, column (d), line 26. . . . .	1a	5,701,626
b	Program-related investments—total from Part IX-B. . . . .	1b	
2	Amounts paid to acquire assets used (or held for use) directly in carrying out charitable, etc , purposes. . . . .	2	
3	Amounts set aside for specific charitable projects that satisfy the		
a	Suitability test (prior IRS approval required). . . . .	3a	
b	Cash distribution test (attach the required schedule). . . . .	3b	
4	Qualifying distributions. Add lines 1a through 3b Enter here and on Part V, line 8, and Part XIII, line 4	4	5,701,626
5	Foundations that qualify under section 4940(e) for the reduced rate of tax on net investment income Enter 1% of Part I, line 27b (see instructions). . . . .	5	1,967
6	Adjusted qualifying distributions. Subtract line 5 from line 4. . . . .	6	5,699,659
Note: The amount on line 6 will be used in Part V, column (b), in subsequent years when calculating whether the foundation qualifies for the section 4940(e) reduction of tax in those years			

Part XIII

Undistributed Income (see instructions)

	(a) Corpus	(b) Years prior to 2011	(c) 2011	(d) 2012
1 Distributable amount for 2012 from Part XI, line 7				675,467
2 Undistributed income, if any, as of the end of 2012				
a Enter amount for 2011 only. . . . .				
b Total for prior years 20____, 20____, 20____				
3 Excess distributions carryover, if any, to 2012				
a From 2007. . . . .				
b From 2008. . . . .	650,424			
c From 2009. . . . .	163,105			
d From 2010. . . . .	728,656			
e From 2011. . . . .	405,799			
f Total of lines 3a through e. . . . .	1,947,984			
4 Qualifying distributions for 2012 from Part XII, line 4 ▶ \$ 5,701,626				
a Applied to 2011, but not more than line 2a				
b Applied to undistributed income of prior years (Election required—see instructions). . . . .				
c Treated as distributions out of corpus (Election required—see instructions). . . . .				
d Applied to 2012 distributable amount. . . . .				675,467
e Remaining amount distributed out of corpus	5,026,159			
5 Excess distributions carryover applied to 2012 (If an amount appears in column (d), the same amount must be shown in column (a).)				
6 Enter the net total of each column as indicated below:				
a Corpus Add lines 3f, 4c, and 4e Subtract line 5	6,974,143			
b Prior years' undistributed income Subtract line 4b from line 2b. . . . .				
c Enter the amount of prior years' undistributed income for which a notice of deficiency has been issued, or on which the section 4942(a) tax has been previously assessed. . . . .				
d Subtract line 6c from line 6b Taxable amount—see instructions . . . . .				
e Undistributed income for 2011 Subtract line 4a from line 2a Taxable amount—see instructions . . . . .				
f Undistributed income for 2012 Subtract lines 4d and 5 from line 1 This amount must be distributed in 2013. . . . .				0
7 Amounts treated as distributions out of corpus to satisfy requirements imposed by section 170(b)(1)(F) or 4942(g)(3) (see instructions). . . . .				
8 Excess distributions carryover from 2007 not applied on line 5 or line 7 (see instructions). . . .				
9 Excess distributions carryover to 2013. Subtract lines 7 and 8 from line 6a. . . . .	6,974,143			
10 Analysis of line 9				
a Excess from 2008. . . .	650,424			
b Excess from 2009. . . .	163,105			
c Excess from 2010. . . .	728,656			
d Excess from 2011. . . .	405,799			
e Excess from 2012. . . .	5,026,159			

## Part XIV

**1a**

**b**

**2a**

## Part XV

## 1

a

**b**

## 2

Check here ☐

**a**

b

**C**

**d**

Part XV

Supplementary Information (continued)

3 Grants and Contributions Paid During the Year or Approved for Future Payment

Recipient	If recipient is an individual, show any relationship to any foundation manager or substantial contributor	Foundation status of recipient	Purpose of grant or contribution	Amount
Name and address (home or business)				
a Paid during the year See Additional Data Table				
Total . . . . .			3a	5,701,626
b Approved for future payment				
Total . . . . .			3b	

Enter gross amounts unless otherwise indicated		Unrelated business income		Excluded by section 512, 513, or 514		(e) Related or exempt function income (See instructions )
		(a) Business code	(b) Amount	(c) Exclusion code	(d) Amount	
<b>1</b>	Program service revenue					
<b>a</b>	_____					
<b>b</b>	_____					
<b>c</b>	_____					
<b>d</b>	_____					
<b>e</b>	_____					
<b>f</b>	_____					
<b>g</b>	Fees and contracts from government agencies					
<b>2</b>	Membership dues and assessments. . . .					
<b>3</b>	Interest on savings and temporary cash investments			14	8,789	
<b>4</b>	Dividends and interest from securities. . . .					176,334
<b>5</b>	Net rental income or (loss) from real estate					
<b>a</b>	Debt-financed property. . . . .					
<b>b</b>	Not debt-financed property. . . . .					
<b>6</b>	Net rental income or (loss) from personal property					
<b>7</b>	Other investment income. . . . .					
<b>8</b>	Gain or (loss) from sales of assets other than inventory					203,088
<b>9</b>	Net income or (loss) from special events					
<b>10</b>	Gross profit or (loss) from sales of inventory. .					
<b>11</b>	Other revenue <b>a</b> <small>NON TAXABLE DISTRIBUTIONS</small>					5,182
<b>b</b>	_____					
<b>c</b>	_____					
<b>d</b>	_____					
<b>e</b>	_____					
<b>12</b>	Subtotal. Add columns (b), (d), and (e). . .				8,789	384,604
<b>13</b>	<b>Total.</b> Add line 12, columns (b), (d), and (e). . . . .					393,393

[illegible]

<p><b>1</b> Did the organization directly or indirectly engage in any of the following with any other organization described in section 501(c) of the Code (other than section 501(c)(3) organizations) or in section 527, relating to political organizations?</p> <p><b>a</b> Transfers from the reporting foundation to a noncharitable exempt organization of</p> <p><b>(1)</b> Cash. . . . .</p> <p><b>(2)</b> Other assets. . . . .</p> <p><b>b</b> Other transactions</p> <p><b>(1)</b> Sales of assets to a noncharitable exempt organization. . . . .</p> <p><b>(2)</b> Purchases of assets from a noncharitable exempt organization. . . . .</p> <p><b>(3)</b> Rental of facilities, equipment, or other assets. . . . .</p> <p><b>(4)</b> Reimbursement arrangements. . . . .</p> <p><b>(5)</b> Loans or loan guarantees. . . . .</p> <p><b>(6)</b> Performance of services or membership or fundraising solicitations. . . . .</p> <p><b>c</b> Sharing of facilities, equipment, mailing lists, other assets, or paid employees. . . . .</p> <p><b>d</b> If the answer to any of the above is "Yes," complete the following schedule. Column <b>(b)</b> should always show the fair market value of the goods, other assets, or services given by the reporting foundation. If the foundation received less than fair market value in any transaction or sharing arrangement, show in column <b>(d)</b> the value of the goods, other assets, or services received</p>		Yes	No
	<b>1a(1)</b>		No
	<b>1a(2)</b>		No
	<b>1b(1)</b>		No
	<b>1b(2)</b>		No
	<b>1b(3)</b>		No
	<b>1b(4)</b>		No
	<b>1b(5)</b>		No
	<b>1b(6)</b>		No
	<b>1c</b>		No


**2a** Is the foundation directly or indirectly affiliated with, or related to, one or more tax-exempt organizations described in section 501(c) of the Code (other than section 501(c)(3)) or in section 527? . . . . . ☐ Yes ☒ No

**b** If "Yes," complete the following schedule

(a) Name of organization	(b) Type of organization	(c) Description of relationship

<b>Paid Preparer Use Only</b>	Print/Type preparer's name	Preparer's Signature	Date	Check if self-employed <input checked="checked" type="checkbox"/>	PTIN
	JEFF FRANTZMAN	JEFF FRANTZMAN	2014-07-31		
	Firm's name <input type="checkbox"/>	JEFFREY FRANTZMAN CPA		Firm's EIN <input type="checkbox"/>	
		9700 SW 145TH STREET			
	Firm's address <input type="checkbox"/>	MIAMI, FL 33176		Phone no (305) 233-7844	

Form 990PF Part XV Line 3 - Grants and Contributions Paid During the Year or Approved for Future Payment

Recipient	If recipient is an individual, show any relationship to any foundation manager or substantial contributor	Foundation status of recipient	Purpose of grant or contribution	Amount
Name and address (home or business)				
<b>a</b> Paid during the year				
AMERICAN HEBREW ACADEMY AMERICAN HEBREW ACADEMY 4344 HOBBS ROAD 4344 HOBBS ROAD GREENSBORO, NC 27410			FUNDS TO CONTINUE THEIR WORK	8,275
BRIGHAM & WOMANS HOSPITAL BRIGHAM & WOMANS HOSPITAL 116 HUNTINGTON AVE 116 HUNTINGTON AVE BOSTON, MA 02116			FUNDS TO CONTINUE THEIR WORK	50,000
JEWISH NATIONAL FUND JEWISH NAITONAL FUND 42 EAST 69 ST 42 EAST 69 ST NEW YORK, NY 10021			FUNDS TO CONTINUE THEIR WORK	5,156,851
LATIN SONGWRITERS LATIN SONGWRITERS 1111 LINCOLN ROAD 1111 LINCOLN ROAD MIAMI, FL 33139			FUNDS TO CONTINUE THEIR WORK	20,000
LYMPHOMA RESERCH FOUNDATION LYMPHONA RESEARCH FOUNDATION 115 BROADWAY 115 BROADWAY NEW YORK, NY 10006			FUNDS TO CONTINUE THEIR WORK	20,000
MOUNT SINAI MEDICAL CENTER MOUNT SINAI MEDICAL CENTER 4300 ALTON ROAD 4300 ALTON ROAD MIAMI BEACH, FL 33140			FUNDS TO CONTINUE THEIR WORK	100,000
MUSEUM OF CONTEMPORARY ART MUSEUM OF CONTEMPORARY ART 770 NE 125 STREET 770 NE 25 STREET MIAMI, FL 33137			FUNDS TO CONTINUE THEIR WORK	10,000
NATIONAL YOUNG ARTS FOUNDATION NATIONAL YOUNG ARTS FOUNDATION 2100 BISCAYNE BLVD 2100 BISCAYNE BLVD MIAMI, FL 33140			FUNDS TO CONTINUE THEIR WORK	50,000
NEW WORLD SYMPHONY NEW WORLD SYMPHONY 500 17 STREET 500 17 STREET MIAMI BEACH, FL 33139			2013-2014 ANNUAL FUND	265,000
SUE & LEONARD MILLER CENTER FOR CON SUE & LEONARD MILLER CENTER C/O UNIVERSITY OF MIAMI C/O UNIVERSITY OF MIAMI CORAL GABLES, FL 33124			FUNDS TO CONTINUE THEIR WORK	20,000
JEWISH FUNDERS JEWISH FUNDERS 150 W 30 STREET 150 W 30 STREET NEW YORK, NY 10001			CHECK NEVER CASHED	-6,000
NORMAN ROCKWELL MUSEUM NORMAN ROCKWELL MUSEUM 9 ROUTE 183 9 ROUTE 183 STOCKBRIDGE, MA 01262			FUNDS TO CONTINUE THEIR WORK	5,000
AMERICAN FRIENDS OF GENESIS JERUSAL AMERICAN FRIENDS OF GENESIS JERUSALILUM 3 RICHLAND DRIVE 3 RICHLAND DRIVE SPRINGFIELD, MA 01199			FUNDS TO CONTINUE THEIR WORK	2,500
<b>Total . . . . .</b>  <b>3a</b>				5,701,626

TY 2012 Compensation Explanation

**Name:** THE STEPHEN AND SANDRA MUSS  
FOUNDATION INC  
**EIN:** 23-7424763

Person Name	Explanation
STEPHEN MUSS	
BRIAN BILZIN	
SANDRA MUSS	



Note: To capture the full content of this document, please select landscape mode (11" x 8.5") when printing.

TY 2012 Gain/Loss from Sale of Other Assets Schedule

**Name:** THE STEPHEN AND SANDRA MUSS  
FOUNDATION INC  
**EIN:** 23-7424763

Name	Date Acquired	How Acquired	Date Sold	Purchaser Name	Gross Sales Price	Basis	Basis Method	Sales Expenses	Total (net)	Accumulated Depreciation
HEWLETT-PACKARD CO	2010-05	PURCHASE	2012-11		8,100	26,074			-17,974	
HEWLETT-PACKARD CO	2011-02	PURCHASE	2012-11		8,674	26,263			-17,589	
HEWLETT-PACKARD CO	2011-08	PURCHASE	2012-11		16,702	29,113			-12,411	
HEWLETT-PACKARD CO	2007-10	PURCHASE	2012-11		4,301	15,422			-11,121	
HEWLETT-PACKARD CO	2007-10	PURCHASE	2012-11		3,943	14,202			-10,259	
HEWLETT-PACKARD CO	2007-10	PURCHASE	2012-11		2,867	10,517			-7,650	
HEWLETT-PACKARD CO	2008-02	PURCHASE	2012-11		1,792	6,021			-4,229	
HEWLETT-PACKARD CO	2007-09	PURCHASE	2012-11		1,434	5,098			-3,664	
CONOCOPHILLIPS	2007-09	PURCHASE	2012-11		8,480	10,080			-1,600	
CONOCOPHILLIPS	2007-10	PURCHASE	2012-11		6,502	7,724			-1,222	
CONOCOPHILLIPS	2007-11	PURCHASE	2012-11		9,046	10,228			-1,182	
CONOCOPHILLIPS	2008-03	PURCHASE	2012-11		8,480	8,879			-399	
CONOCOPHILLIPS	2006-04	PURCHASE	2012-11		6,049	3,939			2,110	
CONOCOPHILLIPS	2006-09	PURCHASE	2012-11		5,654	3,681			1,973	
CONOCOPHILLIPS	2006-11	PURCHASE	2012-11		11,307	9,827			1,480	
CONOCOPHILLIPS	2009-12	PURCHASE	2012-11		11,307	7,895			3,412	
CONOCOPHILLIPS	2009-08	PURCHASE	2012-11		16,961	10,170			6,791	
PHILLIPS 66	2007-10	PURCHASE	2012-11		2,827	1,171			1,656	
PHILLIPS 66	2007-09	PURCHASE	2012-11		3,719	2,995			724	
PHILLIPS 66	2007-11	PURCHASE	2012-11		3,967	3,040			927	
PHILLIPS 66	2006-04	PURCHASE	2012-11		2,678	2,295			383	
PHILLIPS 66	2008-03	PURCHASE	2012-11		3,719	2,639			1,080	
PHILLIPS 66	2006-09	PURCHASE	2012-11		2,480	1,094			1,386	
PHILLIPS 66	2006-11	PURCHASE	2012-11		4,959	2,921			2,038	
PHILLIPS 66	2009-12	PURCHASE	2012-11		4,959	2,346			2,613	
PHILLIPS 66	2009-08	PURCHASE	2012-11		7,439	3,022			4,417	
ANADARKO PETROLEUM	2008-08	PURCHASE	2012-11		7,250	5,370			1,880	
ANADARKO PETROLEUM	2007-10	PURCHASE	2012-11		12,688	10,169			2,519	
ANADARKO PETROLEUM	2006-03	PURCHASE	2012-11		10,151	5,413			4,738	
ANADARKO PETROLEUM	2007-11	PURCHASE	2012-11		18,126	14,404			3,722	

Name	Date Acquired	How Acquired	Date Sold	Purchaser Name	Gross Sales Price	Basis	Basis Method	Sales Expenses	Total (net)	Accumulated Depreciation
ANADARKO PETROLEUM	2006-03	PURCHASE	2012-11		11,601	6,186			5,415	
ANADARKO PETROLEUM	2007-02	PURCHASE	2012-11		9,063	5,129			3,934	
ANADARKO PETROLEUM	2007-03	PURCHASE	2012-11		9,063	5,088			3,975	
ANADARKO PETROLEUM	2007-11	PURCHASE	2012-11		21,751	17,652			4,099	
ANADARKO PETROLEUM	2007-09	PURCHASE	2012-11		14,501	10,127			4,374	
ANADARKO PETROLEUM	2006-09	PURCHASE	2012-11		14,501	7,732			6,769	
APACHE CORP	2007-11	PURCHASE	2012-11		38,341	49,217			-10,876	
APACHE CORP	2007-10	PURCHASE	2012-11		7,668	9,559			-1,891	
APACHE CORP	2009-08	PURCHASE	2012-11		7,668	8,850			-1,182	
BB&T CORPORATION	2007-09	PURCHASE	2012-11		25,198	36,423			-11,225	
BB&T CORPORATION	2007-09	PURCHASE	2012-11		16,799	24,477			-7,678	
BB&T CORPORATION	2007-10	PURCHASE	2012-11		19,598	25,799			-6,201	
BB&T CORPORATION	2007-10	PURCHASE	2012-11		13,999	19,107			-5,108	
BB&T CORPORATION	2007-10	PURCHASE	2012-11		11,199	16,199			-5,000	
BB&T CORPORATION	2006-03	PURCHASE	2012-11		11,199	14,718			-3,519	
BB&T CORPORATION	2007-04	PURCHASE	2012-11		5,600	8,427			-2,827	
BB&T CORPORATION	2006-03	PURCHASE	2012-11		2,996	3,937			-941	
BB&T CORPORATION	2007-11	PURCHASE	2012-11		2,800	3,591			-791	
BB&T CORPORATION	2011-08	PURCHASE	2012-11		25,618	18,308			7,310	
CENOVUS ENERGY INC	2008-03	PURCHASE	2012-11		3,259	3,516			-257	
CENOVUS ENERGY INC	2007-11	PURCHASE	2012-11		2,444	2,517			-73	
CENOVUS ENERGY INC	2010-02	PURCHASE	2012-11		30,631	22,429			8,202	
CENOVUS ENERGY INC	2009-12	PURCHASE	2012-11		36,659	27,476			9,183	
CHEVRONTEXACO CORP	2007-10	PURCHASE	2012-11		10,361	9,302			1,059	
CHEVRONTEXACO CORP	2007-09	PURCHASE	2012-11		14,505	12,962			1,543	
CHEVRONTEXACO CORP	2007-11	PURCHASE	2012-11		15,541	13,380			2,161	
CHEVRONTEXACO CORP	2006-03	PURCHASE	2012-11		12,951	6,045			6,906	
CHEVRONTEXACO CORP	2006-03	PURCHASE	2012-11		16,577	7,737			8,840	
CHEVRONTEXACO CORP	2006-03	PURCHASE	2012-11		38,853	18,135			20,718	
ENCANA CORP	2010-01	PURCHASE	2012-11		17,825	29,001			-11,176	

Name	Date Acquired	How Acquired	Date Sold	Purchaser Name	Gross Sales Price	Basis	Basis Method	Sales Expenses	Total (net)	Accumulated Depreciation
ENCANA CORP	2011-06	PURCHASE	2012-11		23,979	33,383			-9,404	
ENCANA CORP	2010-03	PURCHASE	2012-11		7,109	10,113			-3,004	
MDU RESOURCES GROUP	2007-09	PURCHASE	2012-11		14,251	18,597			-4,346	
MDU RESOURCES GROUP	2007-10	PURCHASE	2012-11		10,179	14,075			-3,896	
MDU RESOURCES GROUP	2007-10	PURCHASE	2012-11		10,179	14,027			-3,848	
MDU RESOURCES GROUP	2007-10	PURCHASE	2012-11		8,143	11,131			-2,988	
MDU RESOURCES GROUP	2007-11	PURCHASE	2012-11		6,108	8,167			-2,059	
MDU RESOURCES GROUP	2007-07	PURCHASE	2012-11		3,868	5,533			-1,665	
MDU RESOURCES GROUP	2009-12	PURCHASE	2012-11		10,179	11,781			-1,602	
MDU RESOURCES GROUP	2006-03	PURCHASE	2012-11		204	182			22	
MERCK & CO INC	2007-10	PURCHASE	2012-11		8,814	11,618			-2,804	
MERCK & CO INC	2007-09	PURCHASE	2012-11		8,814	10,547			-1,733	
MERCK & CO INC	2007-10	PURCHASE	2012-11		6,610	8,014			-1,404	
MERCK & CO INC	2007-09	PURCHASE	2012-11		2,203	2,476			-273	
MERCK & CO INC	2008-05	PURCHASE	2012-11		8,814	8,034			780	
MERCK & CO INC	2008-04	PURCHASE	2012-11		15,424	14,222			1,202	
MICROSOFT CORP	2010-06	PURCHASE	2012-11		37,037	36,188			849	
MIDDLEBURG FINANCIAL	2010-08	PURCHASE	2012-11		84	70			14	
MIDDLEBURG FINANCIAL	2009-09	PURCHASE	2012-11		6,608	5,003			1,605	
NABORS INDUSTRIES LTD	2007-11	PURCHASE	2012-11		8,381	17,201			-8,820	
NABORS INDUSTRIES LTD	2008-05	PURCHASE	2012-11		2,794	8,308			-5,514	
NABORS INDUSTRIES LTD	2009-06	PURCHASE	2012-11		21,370	24,530			-3,160	
NABORS INDUSTRIES LTD	2009-12	PURCHASE	2012-11		5,168	7,792			-2,624	
NATIONAL OILWELL VARCO	2008-09	PURCHASE	2012-11		15,181	10,841			4,340	
NATIONAL OILWELL VARCO	2009-12	PURCHASE	2012-11		13,801	8,888			4,913	
NATIONAL OILWELL VARCO	2009-04	PURCHASE	2012-11		69,003	29,822			39,181	
PNC FINANCIAL SERVICES	2007-09	PURCHASE	2012-11		13,761	17,387			-3,626	
PNC FINANCIAL SERVICES	2007-11	PURCHASE	2012-11		11,009	14,093			-3,084	
PNC FINANCIAL SERVICES	2007-09	PURCHASE	2012-11		11,835	14,821			-2,986	
PNC FINANCIAL SERVICES	2007-10	PURCHASE	2012-11		8,257	10,059			-1,802	

Name	Date Acquired	How Acquired	Date Sold	Purchaser Name	Gross Sales Price	Basis	Basis Method	Sales Expenses	Total (net)	Accumulated Depreciation
PNC FINANCIAL SERVICES	2009-12	PURCHASE	2012-11		8,257	8,021			236	
PNC FINANCIAL SERVICES	2011-08	PURCHASE	2012-11		48,990	40,503			8,487	
RAYONIER INC	2006-04	PURCHASE	2012-11		10,967	4,132			6,835	
RAYONIER INC	2006-03	PURCHASE	2012-11		11,357	4,285			7,072	
RAYONIER INC	2007-10	PURCHASE	2012-11		14,622	9,050			5,572	
RAYONIER INC	2006-03	PURCHASE	2012-11		14,622	5,509			9,113	
RAYONIER INC	2007-10	PURCHASE	2012-11		16,450	9,686			6,764	
RAYONIER INC	2009-11	PURCHASE	2012-11		15,719	8,583			7,136	
RAYONIER INC	2007-11	PURCHASE	2012-11		21,934	13,827			8,107	
RAYONIER INC	2007-10	PURCHASE	2012-11		21,934	13,820			8,114	
RAYONIER INC	2007-09	PURCHASE	2012-11		36,556	21,027			15,529	
SPECTRA ENERGY	2007-06	PURCHASE	2012-11		2,781	2,575			206	
SPECTRA ENERGY	2007-10	PURCHASE	2012-11		5,561	5,206			355	
SPECTRA ENERGY	2007-11	PURCHASE	2012-11		5,561	5,077			484	
SPECTRA ENERGY	2007-09	PURCHASE	2012-11		11,122	9,927			1,195	
SPECTRA ENERGY	2007-09	PURCHASE	2012-11		13,903	12,027			1,876	
SPECTRA ENERGY	2009-08	PURCHASE	2012-11		11,122	7,514			3,608	
WASHINGTON REAL ESTATE	2007-10	PURCHASE	2012-11		12,823	16,858			-4,035	
WASHINGTON REAL ESTATE	2007-08	PURCHASE	2012-11		25,647	29,188			-3,541	
WASHINGTON REAL ESTATE	2007-05	PURCHASE	2012-11		8,079	11,661			-3,582	
WASHINGTON REAL ESTATE	2007-11	PURCHASE	2012-11		10,259	13,447			-3,188	
WASHINGTON REAL ESTATE	2007-10	PURCHASE	2012-11		8,976	11,761			-2,785	
MIDDLEBURG FINANCIAL	2010-08	PURCHASE	2012-11		8,290	6,956			1,334	
MIDDLEBURG FINANCIAL	2011-03	PURCHASE	2012-11		26,795	24,327			2,468	
BLACKROCK GLOBAL ALLOC A	2011-01	PURCHASE	2012-11		1,359,546	1,349,991			9,555	
FIRST EAGLE GLOBAL CL A	2011-01	PURCHASE	2012-11		643,770	602,855			40,915	
FIRST EAGLE GLOBAL CL A	2011-01	PURCHASE	2012-11		771,138	722,129			49,009	
IVA WORLDWIDE(WASH SALE)	2011-01	PURCHASE	2012-11		954,643	996,759			-42,116	
IVA WORLDWIDE(WASH SALE)	2011-01	PURCHASE	2012-11		893	933			-40	
IVA WORLDWIDE(WASH SALE)	2011-01	PURCHASE	2012-11		2,079	2,171			-92	

Name	Date Acquired	How Acquired	Date Sold	Purchaser Name	Gross Sales Price	Basis	Basis Method	Sales Expenses	Total (net)	Accumulated Depreciation
BLACKROCK GLOBAL ALLOC A	2011-07	PURCHASE	2012-11		10,364	10,758			-394	
BLACKROCK GLOBAL ALLOC A	2011-07	PURCHASE	2012-11		20	20				
PRUDENTIAL FINCL 4 50% 04 500%JUL152	2011-01	PURCHASE	2013-07		200,000	200,000				
SPDR GOLD TRUST	2012-08	PURCHASE	2013-09		51	60			-9	
OPPEN INTL BD FD A	2011-01	PURCHASE	2013-10		947,364	999,995			-52,631	
PIMCO TOTAL RTN FD CL A	2011-01	PURCHASE	2013-10		998,147	999,989			-1,842	
OPPEN INTL BD FD A	2011-01	PURCHASE	2013-10		1,457	1,537			-80	
OPPEN INTL BD FD A	2011-01	PURCHASE	2013-10		502	530			-28	
PIMCO TOTAL RTN FD CL A	2011-01	PURCHASE	2013-10		390	391			-1	
PIMCO TOTAL RTN FD CL A	2011-01	PURCHASE	2013-10		1,062	1,063			-1	
OPPEN INTL BD FD A	2011-01	PURCHASE	2013-10		3,335	3,472			-137	
PIMCO TOTAL RTN FD CL A	2011-01	PURCHASE	2013-10		2,472	2,535			-63	
IVA WORLDWIDE	2011-02	PURCHASE	2013-10		2,280	2,122			158	
IVA WORLDWIDE	2011-02	PURCHASE	2013-10		980	912			68	
OPPEN INTL BD FD A	2011-02	PURCHASE	2013-10		2,846	3,018			-172	
OPPEN INTL BD FD A	2011-02	PURCHASE	2013-10		6	6				
PIMCO TOTAL RTN FD CL A	2011-02	PURCHASE	2013-10		11	11				
PIMCO TOTAL RTN FD CL A	2011-02	PURCHASE	2013-10		11	11				
PIMCO TOTAL RTN FD CL A	2011-02	PURCHASE	2013-10		2,396	2,404			-8	
OPPEN INTL BD FD A	2012-02	PURCHASE	2013-10		6	6				
OPPEN INTL BD FD A	2012-02	PURCHASE	2013-10		3,201	3,342			-141	
PIMCO TOTAL RTN FD CL A	2012-02	PURCHASE	2013-10		2,287	2,346			-59	
IVA WORLDWIDE	2012-03	PURCHASE	2013-10		303	271			32	
OPPEN INTL BD FD A	2012-03	PURCHASE	2013-10		6	6				
OPPEN INTL BD FD A	2012-03	PURCHASE	2013-10		3,684	3,811			-127	
PIMCO TOTAL RTN FD CL A	2012-03	PURCHASE	2013-10		11	11				
PIMCO TOTAL RTN FD CL A	2012-03	PURCHASE	2013-10		2,873	2,939			-66	
OPPEN INTL BD FD A	2011-03	PURCHASE	2013-10		3,048	3,262			-214	
PIMCO TOTAL RTN FD CL A	2011-03	PURCHASE	2013-10		2,472	2,481			-9	
PIMCO TOTAL RTN FD CL A	2011-03	PURCHASE	2013-10		11	11				

Name	Date Acquired	How Acquired	Date Sold	Purchaser Name	Gross Sales Price	Basis	Basis Method	Sales Expenses	Total (net)	Accumulated Depreciation
OPPEN INTL BD FD A	2011-04	PURCHASE	2013-10		6	7			-1	
OPPEN INTL BD FD A	2011-04	PURCHASE	2013-10		3,042	3,380			-338	
OPPEN INTL BD FD A	2011-04	PURCHASE	2013-10		6	7			-1	
PIMCO TOTAL RTN FD CL A	2011-04	PURCHASE	2013-10		2,472	2,515			-43	
OPPEN INTL BD FD A	2012-04	PURCHASE	2013-10		3,029	3,158			-129	
PIMCO TOTAL RTN FD CL A	2012-04	PURCHASE	2013-10		2,645	2,738			-93	
IVA WORLDWIDE	2012-05	PURCHASE	2013-10		117,312	104,043			13,269	
OPPEN INTL BD FD A	2011-05	PURCHASE	2013-10		2,938	3,226			-288	
PIMCO TOTAL RTN FD CL A	2011-05	PURCHASE	2013-10		2,537	2,588			-51	
OPPEN INTL BD FD A	2012-05	PURCHASE	2013-10		3,421	3,466			-45	
OPPEN INTL BD FD A	2012-05	PURCHASE	2013-10		6	6				
PIMCO TOTAL RTN FD CL A	2012-05	PURCHASE	2013-10		2,927	3,046			-119	
PIMCO TOTAL RTN FD CL A	2012-05	PURCHASE	2013-10		11	11				
OPPEN INTL BD FD A	2012-06	PURCHASE	2013-10		3,348	3,446			-98	
OPPEN INTL BD FD A	2012-06	PURCHASE	2013-10		6	6				
OPPEN INTL BD FD A	2011-06	PURCHASE	2013-10		2,974	3,276			-302	
OPPEN INTL BD FD A	2011-06	PURCHASE	2013-10		6	7			-1	
PIMCO TOTAL RTN FD CL A	2011-06	PURCHASE	2013-10		2,428	2,462			-34	
PIMCO TOTAL RTN FD CL A	2012-07	PURCHASE	2013-10		2,580	2,689			-109	
PIMCO TOTAL RTN FD CL A	2012-07	PURCHASE	2013-10		11	11				
OPPEN INTL BD FD A	2011-07	PURCHASE	2013-10		6	7			-1	
OPPEN INTL BD FD A	2011-07	PURCHASE	2013-10		3,048	3,391			-343	
PIMCO TOTAL RTN FD CL A	2011-07	PURCHASE	2013-10		2,244	2,298			-54	
PIMCO TOTAL RTN FD CL A	2011-07	PURCHASE	2013-10		11	11				
OPPEN INTL BD FD A	2012-07	PURCHASE	2013-10		3,109	3,272			-163	
PIMCO TOTAL RTN FD CL A	2012-07	PURCHASE	2013-10		2,005	2,122			-117	
WF ADV ABSOLUTE RTN A	2012-08	PURCHASE	2013-10		1,562,808	1,430,198			132,610	
SPDR GOLD TRUST	2012-08	PURCHASE	2013-10		137,463	168,878			-31,415	
OPPEN INTL BD FD A	2011-08	PURCHASE	2013-10		2,834	3,135			-301	
OPPEN INTL BD FD A	2011-08	PURCHASE	2013-10		6	7			-1	

Name	Date Acquired	How Acquired	Date Sold	Purchaser Name	Gross Sales Price	Basis	Basis Method	Sales Expenses	Total (net)	Accumulated Depreciation
PIMCO TOTAL RTN FD CL A	2011-08	PURCHASE	2013-10		2,103	2,136			-33	
OPPEN INTL BD FD A	2012-08	PURCHASE	2013-10		6	6				
OPPEN INTL BD FD A	2012-08	PURCHASE	2013-10		3,488	3,682			-194	
PIMCO TOTAL RTN FD CL A	2012-08	PURCHASE	2013-10		11	11				
PIMCO TOTAL RTN FD CL A	2012-08	PURCHASE	2013-10		2,146	2,277			-131	
OPPEN INTL BD FD A	2012-09	PURCHASE	2013-10		2,632	2,812			-180	
OPPEN INTL BD FD A	2011-09	PURCHASE	2013-10		3,342	3,434			-92	
PIMCO TOTAL RTN FD CL A	2011-09	PURCHASE	2013-10		2,461	2,449			12	
PIMCO TOTAL RTN FD CL A	2011-09	PURCHASE	2013-10		11	11				
PIMCO TOTAL RTN FD CL A	2012-10	PURCHASE	2013-10		1,724	1,841			-117	
OPPEN INTL BD FD A	2011-10	PURCHASE	2013-10		6	7			-1	
OPPEN INTL BD FD A	2011-10	PURCHASE	2013-10		2,987	3,148			-161	
PIMCO TOTAL RTN FD CL A	2011-10	PURCHASE	2013-10		2,461	2,477			-16	
PIMCO TOTAL RTN FD CL A	2011-10	PURCHASE	2013-10		11	11				
OPPEN INTL BD FD A	2011-11	PURCHASE	2013-10		3,109	3,195			-86	
PIMCO TOTAL RTN FD CL A	2011-11	PURCHASE	2013-10		2,721	2,706			15	
PIMCO TOTAL RTN FD CL A	2011-12	PURCHASE	2013-10		6,146	6,141			5	
OPPEN INTL BD FD A	2011-12	PURCHASE	2013-10		17,124	17,320			-196	
OPPEN INTL BD FD A	2011-12	PURCHASE	2013-10		6	6				
PIMCO TOTAL RTN FD CL A	2011-12	PURCHASE	2013-10		11	11				
PIMCO TOTAL RTN FD CL A	2011-12	PURCHASE	2013-10		2,634	2,641			-7	
WALT DISNEY CO 5 87% 20105 875%DEC1	2011-01	PURCHASE	2013-10		232,830	219,784			13,046	
APACHE CORP	2012-04	PURCHASE	2012-11		21,087	25,643			-4,556	
APACHE CORP	2012-11	PURCHASE	2012-11		17,253	17,329			-76	
CATERPILLAR INC	2012-05	PURCHASE	2012-11		27,325	31,805			-4,480	
ENCANA CORP	2012-04	PURCHASE	2012-11		21,220	17,768			3,452	
MDU RESOURCES GROUP	2012-11	PURCHASE	2012-11		16,287	16,404			-117	
WASHINGTON REAL ESTATE	2012-04	PURCHASE	2012-11		17,953	20,176			-2,223	
IVA WORLDWIDE(WASH SALE)	2012-03	PURCHASE	2012-11		276	277			-1	
IVA WORLDWIDE(WASH SALE)	2012-03	PURCHASE	2012-11		392,697	394,118			-1,421	

Name	Date Acquired	How Acquired	Date Sold	Purchaser Name	Gross Sales Price	Basis	Basis Method	Sales Expenses	Total (net)	Accumulated Depreciation
BLACKROCK GLOBAL ALLOC A	2012-05	PURCHASE	2012-11		191,795	187,499			4,296	
FIRST EAGLE GLOBAL CL A	2012-05	PURCHASE	2012-11		195,035	187,490			7,545	
FIRST EAGLE GLOBAL CL A	2012-05	PURCHASE	2012-11		48	45			3	
IVA WORLDWIDE(WASH SALE)	2012-05	PURCHASE	2012-11		10	9			1	
IVA WORLDWIDE(WASH SALE)	2012-05	PURCHASE	2012-11		84,178	81,891			2,287	
BLACKROCK GLOBAL ALLOC A	2012-07	PURCHASE	2012-11		6	6				
BLACKROCK GLOBAL ALLOC A	2012-07	PURCHASE	2012-11		10,520	10,155			365	
BLACKROCK GLOBAL ALLOC A	2012-07	PURCHASE	2012-11		20	18			2	
FIRST EAGLE GLOBAL CL A	2011-12	PURCHASE	2012-11		19,390	17,440			1,950	
FIRST EAGLE GLOBAL CL A	2011-12	PURCHASE	2012-11		16,719	15,038			1,681	
IVA WORLDWIDE(WASH SALE)	2011-12	PURCHASE	2012-11		16	16				
IVA WORLDWIDE(WASH SALE)	2011-12	PURCHASE	2012-11		7,585	7,038			547	
IVA WORLDWIDE(WASH SALE)	2011-12	PURCHASE	2012-11		38,069	35,324			2,745	
IVA WORLDWIDE(WASH SALE)	2011-12	PURCHASE	2012-11		15,965	14,814			1,151	
IVA WORLDWIDE(WASH SALE)	2011-12	PURCHASE	2012-11		16	15			1	
BLACKROCK GLOBAL ALLOC A	2011-12	PURCHASE	2012-11		20	18			2	
BLACKROCK GLOBAL ALLOC A	2011-12	PURCHASE	2012-11		15,126	13,725			1,401	
BLACKROCK GLOBAL ALLOC A	2011-12	PURCHASE	2012-11		14,892	13,513			1,379	
SPDR GOLD TRUST	2012-08	PURCHASE	2013-01		57	56			1	
SPDR GOLD TRUST	2012-08	PURCHASE	2013-02		59	60			-1	
SPDR GOLD TRUST	2012-08	PURCHASE	2013-03		57	58			-1	
TRINITY INDS INC	2013-03	PURCHASE	2013-03		453	441			12	
AMERICAN RAILCAR INDS INC	2013-03	PURCHASE	2013-03		912	916			-4	
ENCORE WIRE CORP	2013-03	PURCHASE	2013-03		345	331			14	
ENCORE WIRE CORP	2013-03	PURCHASE	2013-03		1,044	992			52	
GLATFELTER COM	2013-03	PURCHASE	2013-03		1,570	1,336			234	
KAISER ALUMINUM CORP PAR 0 01	2013-03	PURCHASE	2013-03		1,271	1,252			19	
KAISER ALUMINUM CORP PAR 0 01	2013-03	PURCHASE	2013-03		634	626			8	
DELTIC TIMBER CORP	2013-03	PURCHASE	2013-03		1,383	1,425			-42	
KAISER ALUMINUM CORP PAR 0 01	2013-03	PURCHASE	2013-04		1,271	1,252			19	



Name	Date Acquired	How Acquired	Date Sold	Purchaser Name	Gross Sales Price	Basis	Basis Method	Sales Expenses	Total (net)	Accumulated Depreciation
AMERICAN RAILCAR INDS INC	2013-03	PURCHASE	2013-04		443	458			-15	
SPDR GOLD TRUST	2012-08	PURCHASE	2013-04		58	60			-2	
AMERICAN RAILCAR INDS INC	2013-03	PURCHASE	2013-04		1,291	1,374			-83	
CASEYS GEN STORES INC	2013-03	PURCHASE	2013-04		1,141	1,154			-13	
SCANSOURCE INC COM	2013-03	PURCHASE	2013-04		272	305			-33	
SCANSOURCE INC COM	2013-03	PURCHASE	2013-04		545	611			-66	
GLATFELTER COM	2013-03	PURCHASE	2013-04		1,386	1,145			241	
SCANSOURCE INC COM	2013-03	PURCHASE	2013-04		1,490	1,679			-189	
KAISER ALUMINUM CORP PAR 0 01	2013-03	PURCHASE	2013-04		587	626			-39	
AMERICAN RAILCAR INDS INC	2013-03	PURCHASE	2013-04		789	916			-127	
AVNET INC	2013-03	PURCHASE	2013-04		321	362			-41	
AVNET INC	2013-03	PURCHASE	2013-04		328	362			-34	
VAIL RESORTS INC	2013-03	PURCHASE	2013-04		1,800	1,870			-70	
AVNET INC	2013-03	PURCHASE	2013-04		1,280	1,448			-168	
KAISER ALUMINUM CORP PAR 0 01	2013-03	PURCHASE	2013-04		1,260	1,252			8	
AVNET INC	2013-03	PURCHASE	2013-05		328	362			-34	
AVNET INC	2013-03	PURCHASE	2013-05		328	362			-34	
CASEYS GEN STORES INC	2013-03	PURCHASE	2013-05		594	577			17	
AVNET INC	2013-03	PURCHASE	2013-05		327	362			-35	
SPDR GOLD TRUST	2012-08	PURCHASE	2013-05		60	68			-8	
GLATFELTER COM	2013-03	PURCHASE	2013-05		1,749	1,336			413	
HEALTHCARE SERVICES GROUP INC	2013-03	PURCHASE	2013-05		898	989			-91	
MATERION CORP COM	2013-03	PURCHASE	2013-05		1,412	1,451			-39	
MOLEX INC CL A	2013-03	PURCHASE	2013-05		501	466			35	
AVNET INC	2013-03	PURCHASE	2013-05		1,688	1,810			-122	
CASEYS GEN STORES INC	2013-03	PURCHASE	2013-05		620	577			43	
VAIL RESORTS INC	2013-03	PURCHASE	2013-05		660	623			37	
AMERICAN RAILCAR INDS INC	2013-03	PURCHASE	2013-05		998	1,374			-376	
AVNET INC	2013-03	PURCHASE	2013-05		1,000	1,086			-86	
VAIL RESORTS INC	2013-03	PURCHASE	2013-05		633	623			10	

Name	Date Acquired	How Acquired	Date Sold	Purchaser Name	Gross Sales Price	Basis	Basis Method	Sales Expenses	Total (net)	Accumulated Depreciation
TRINITY INDS INC	2013-03	PURCHASE	2013-06		402	441			-39	
LEUCADIA NATL CORP	2013-03	PURCHASE	2013-06		3,517	3,199			318	
BELO CORP COM SER A	2013-04	PURCHASE	2013-06		1,499	1,196			303	
BELO CORP COM SER A	2013-05	PURCHASE	2013-06		1,035	816			219	
BELO CORP COM SER A	2013-05	PURCHASE	2013-06		599	473			126	
BELO CORP COM SER A	2013-05	PURCHASE	2013-06		1,362	1,135			227	
MATERION CORP COM	2013-03	PURCHASE	2013-06		901	871			30	
SPDR GOLD TRUST	2012-08	PURCHASE	2013-06		53	61			-8	
GLATFELTER COM	2013-03	PURCHASE	2013-06		202	153			49	
GLATFELTER COM	2013-03	PURCHASE	2013-07		1,081	802			279	
ANDERSONS INC	2013-05	PURCHASE	2013-07		543	528			15	
ANDERSONS INC	2013-03	PURCHASE	2013-07		1,086	1,073			13	
INTREPID POTASH INC COM	2013-03	PURCHASE	2013-07		2,249	2,310			-61	
SPDR GOLD TRUST	2012-08	PURCHASE	2013-07		52	67			-15	
MATERION CORP COM	2013-03	PURCHASE	2013-07		303	290			13	
INVESTORS BANCORP INC	2013-03	PURCHASE	2013-07		2,642	2,155			487	
CASEYS GEN STORES INC	2013-03	PURCHASE	2013-07		1,342	1,154			188	
MB FINANCIAL INC NEW COM	2013-03	PURCHASE	2013-07		2,351	1,908			443	
ANDERSONS INC	2013-03	PURCHASE	2013-07		1,164	986			178	
HEALTHCARE SERVICES GROUP INC	2013-03	PURCHASE	2013-07		248	247			1	
HEALTHCARE SERVICES GROUP INC	2013-03	PURCHASE	2013-07		248	247			1	
HEALTHCARE SERVICES GROUP INC	2013-03	PURCHASE	2013-07		992	989			3	
ANDERSONS INC	2013-03	PURCHASE	2013-08		634	493			141	
TITAN MACHY INC COM	2013-03	PURCHASE	2013-08		1,713	2,912			-1,199	
GLATFELTER COM	2013-03	PURCHASE	2013-08		276	191			85	
HEALTHCARE SERVICES GROUP INC	2013-03	PURCHASE	2013-08		175	173			2	
HEALTHCARE SERVICES GROUP INC	2013-03	PURCHASE	2013-08		200	198			2	
TRINITY INDS INC	2013-03	PURCHASE	2013-08		1,223	1,322			-99	
HEALTHCARE SERVICES GROUP INC	2013-03	PURCHASE	2013-08		1,107	1,113			-6	
MB FINANCIAL INC NEW COM	2013-03	PURCHASE	2013-08		1,087	906			181	

Name	Date Acquired	How Acquired	Date Sold	Purchaser Name	Gross Sales Price	Basis	Basis Method	Sales Expenses	Total (net)	Accumulated Depreciation
MB FINANCIAL INC NEW COM	2013-03	PURCHASE	2013-08		57	48			9	
SPDR GOLD TRUST	2012-08	PURCHASE	2013-08		48	58			-10	
ANDERSONS INC	2013-05	PURCHASE	2013-08		660	528			132	
ANDERSONS INC	2013-03	PURCHASE	2013-08		663	493			170	
ANDERSONS INC	2013-03	PURCHASE	2013-08		649	493			156	
GLATFELTER COM	2013-03	PURCHASE	2013-08		265	191			74	
TITAN MACHY INC COM	2013-03	PURCHASE	2013-08		1,190	2,038			-848	
TITAN MACHY INC COM	2013-04	PURCHASE	2013-08		170	224			-54	
GLATFELTER COM	2013-03	PURCHASE	2013-08		236	172			64	
GLATFELTER COM	2013-03	PURCHASE	2013-08		395	286			109	
GLATFELTER COM	2013-03	PURCHASE	2013-08		417	305			112	
TITAN MACHY INC COM	2013-04	PURCHASE	2013-09		87	111			-24	
TITAN MACHY INC COM	2013-04	PURCHASE	2013-09		262	336			-74	
TITAN MACHY INC COM	2013-04	PURCHASE	2013-09		350	421			-71	
TITAN MACHY INC COM	2013-06	PURCHASE	2013-09		525	588			-63	
HEALTHCARE SERVICES GROUP INC	2013-03	PURCHASE	2013-09		1,103	1,113			-10	
ANDERSONS INC	2013-03	PURCHASE	2013-09		643	493			150	
MB FINANCIAL INC NEW COM	2013-03	PURCHASE	2013-09		2,499	2,146			353	
DELTIC TIMBER CORP	2013-03	PURCHASE	2013-09		65	71			-6	
MARCUS CORP	2013-03	PURCHASE	2013-09		44	37			7	
MARCUS CORP	2013-03	PURCHASE	2013-09		839	699			140	
VAIL RESORTS INC	2013-03	PURCHASE	2013-10		693	623			70	
MOLEX INC CL A	2013-03	PURCHASE	2013-10		1,951	1,188			763	
MOLEX INC CL A	2013-03	PURCHASE	2013-10		880	536			344	
PIMCO TOTAL RTN FD CL A	2012-12	PURCHASE	2013-10		11				11	
OPPEN INTL BD FD A	2013-01	PURCHASE	2013-10		6	7			-1	
OPPEN INTL BD FD A	2013-01	PURCHASE	2013-10		6,279	6,751			-472	
OPPEN INTL BD FD A	2013-01	PURCHASE	2013-10		2,962	3,185			-223	
OPPEN INTL BD FD A	2013-01	PURCHASE	2013-10		3,256	3,511			-255	
OPPEN INTL BD FD A	2013-01	PURCHASE	2013-10		6	7			-1	

Name	Date Acquired	How Acquired	Date Sold	Purchaser Name	Gross Sales Price	Basis	Basis Method	Sales Expenses	Total (net)	Accumulated Depreciation
PIMCO TOTAL RTN FD CL A	2013-01	PURCHASE	2013-10		11	11				
PIMCO TOTAL RTN FD CL A	2013-01	PURCHASE	2013-10		1,496	1,544			-48	
OPPEN INTL BD FD A	2013-02	PURCHASE	2013-10		3,164	3,381			-217	
PIMCO TOTAL RTN FD CL A	2013-02	PURCHASE	2013-10		1,756	1,819			-63	
OPPEN INTL BD FD A	2013-03	PURCHASE	2013-10		3,360	3,574			-214	
PIMCO TOTAL RTN FD CL A	2013-03	PURCHASE	2013-10		2,298	2,383			-85	
OPPEN INTL BD FD A	2013-04	PURCHASE	2013-10		3,384	3,655			-271	
PIMCO TOTAL RTN FD CL A	2013-04	PURCHASE	2013-10		11	11				
PIMCO TOTAL RTN FD CL A	2013-04	PURCHASE	2013-10		2,775	2,903			-128	
OPPEN INTL BD FD A	2013-05	PURCHASE	2013-10		3,580	3,726			-146	
PIMCO TOTAL RTN FD CL A	2013-05	PURCHASE	2013-10		2,266	2,314			-48	
OPPEN INTL BD FD A	2013-06	PURCHASE	2013-10		3,091	3,075			16	
OPPEN INTL BD FD A	2013-06	PURCHASE	2013-10		6	6				
PIMCO TOTAL RTN FD CL A	2013-06	PURCHASE	2013-10		1,539	1,528			11	
PIMCO TOTAL RTN FD CL A	2013-06	PURCHASE	2013-10		11	11				
OPPEN INTL BD FD A	2013-07	PURCHASE	2013-10		3,354	3,354				
PIMCO TOTAL RTN FD CL A	2013-07	PURCHASE	2013-10		1,951	1,942			9	
PIMCO TOTAL RTN FD CL A	2013-07	PURCHASE	2013-10		11	11				
OPPEN INTL BD FD A	2013-08	PURCHASE	2013-10		6	6				
OPPEN INTL BD FD A	2013-08	PURCHASE	2013-10		3,495	3,409			86	
PIMCO TOTAL RTN FD CL A	2013-08	PURCHASE	2013-10		2,114	2,077			37	
OPPEN INTL BD FD A	2013-09	PURCHASE	2013-10		4	4				
OPPEN INTL BD FD A	2013-09	PURCHASE	2013-10		2,626	2,613			13	
PIMCO TOTAL RTN FD CL A	2013-09	PURCHASE	2013-10		8	8				
PIMCO TOTAL RTN FD CL A	2013-09	PURCHASE	2013-10		1,594	1,591			3	
PIMCO TOTAL RTN FD CL A	2012-10	PURCHASE	2013-10		2,634	2,816			-182	
OPPEN INTL BD FD A	2012-11	PURCHASE	2013-10		3,360	3,596			-236	
OPPEN INTL BD FD A	2012-11	PURCHASE	2013-10		6	7			-1	
OPPEN INTL BD FD A	2012-11	PURCHASE	2013-10		3,342	3,587			-245	
PIMCO TOTAL RTN FD CL A	2012-12	PURCHASE	2013-10		2,699	2,893			-194	

Name	Date Acquired	How Acquired	Date Sold	Purchaser Name	Gross Sales Price	Basis	Basis Method	Sales Expenses	Total (net)	Accumulated Depreciation
PIMCO TOTAL RTN FD CL A	2012-12	PURCHASE	2013-10		11	12			-1	
PIMCO TOTAL RTN FD CL A	2012-12	PURCHASE	2013-10		14,439	15,132			-693	
PIMCO TOTAL RTN FD CL A	2012-12	PURCHASE	2013-10		10,602	11,110			-508	
PIMCO TOTAL RTN FD CL A	2012-12	PURCHASE	2013-10		11,024	11,431			-407	
PIMCO TOTAL RTN FD CL A	2012-12	PURCHASE	2013-10		11	11				
PIMCO TOTAL RTN FD CL A	2012-12	PURCHASE	2013-10		2,070	2,147			-77	
MOLEX INC CL A	2013-03	PURCHASE	2013-10		344	210			134	
MOLEX INC CL A	2013-03	PURCHASE	2013-10		688	419			269	
MOLEX INC CL A	2013-03	PURCHASE	2013-10		2,065	1,258			807	
VAIL RESORTS INC	2013-03	PURCHASE	2013-10		688	623			65	
CASEYS GEN STORES INC	2013-03	PURCHASE	2013-10		505	404			101	
CASEYS GEN STORES INC	2013-03	PURCHASE	2013-10		72	58			14	
GLATFELTER COM	2013-03	PURCHASE	2013-10		160	115			45	
MOLEX INC CL A	2013-03	PURCHASE	2013-10		191	116			75	
MOLEX INC CL A	2013-03	PURCHASE	2013-10		191	116			75	
CASEYS GEN STORES INC	2013-03	PURCHASE	2013-10		287	231			56	
MOLEX INC CL A	2013-03	PURCHASE	2013-10		344	210			134	
MOLEX INC CL A	2013-03	PURCHASE	2013-10		803	489			314	
CASEYS GEN STORES INC	2013-03	PURCHASE	2013-10		72	58			14	
CASEYS GEN STORES INC	2013-03	PURCHASE	2013-10		72	58			14	
GLATFELTER COM	2013-03	PURCHASE	2013-10		370	267			103	
GLATFELTER COM	2013-03	PURCHASE	2013-10		184	134			50	
CASEYS GEN STORES INC	2013-03	PURCHASE	2013-10		73	58			15	
CASEYS GEN STORES INC	2013-03	PURCHASE	2013-10		367	288			79	
ANDERSONS INC	2013-03	PURCHASE	2013-10		2,074	1,480			594	
DELTIC TIMBER CORP	2013-03	PURCHASE	2013-10		1,235	1,353			-118	
GLATFELTER COM	2013-03	PURCHASE	2013-10		1,702	1,202			500	
SPECTRA ENERGY	2013-02	PURCHASE	2013-10		6,873	5,650			1,223	
SPECTRA ENERGY	2013-02	PURCHASE	2013-10		2,405	2,081			324	
SPECTRA ENERGY	2013-02	PURCHASE	2013-10		2,062	1,752			310	

Name	Date Acquired	How Acquired	Date Sold	Purchaser Name	Gross Sales Price	Basis	Basis Method	Sales Expenses	Total (net)	Accumulated Depreciation
SPECTRA ENERGY	2013-03	PURCHASE	2013-10		3,471	2,948			523	
RESOLUTE ENERGY CORP	2013-03	PURCHASE	2013-10		305	313			-8	
RESOLUTE ENERGY CORP	2013-03	PURCHASE	2013-10		241	240			1	
RESOLUTE ENERGY CORP	2013-03	PURCHASE	2013-10		63	63				
RESOLUTE ENERGY CORP	2013-03	PURCHASE	2013-10		192	188			4	
RESOLUTE ENERGY CORP	2013-03	PURCHASE	2013-10		181	177			4	
RESOLUTE ENERGY CORP	2013-03	PURCHASE	2013-10		276	271			5	
ANDERSONS INC	2013-03	PURCHASE	2013-10		724	493			231	
RESOLUTE ENERGY CORP	2013-03	PURCHASE	2013-10		195	209			-14	
MARCUS CORP	2013-03	PURCHASE	2013-10		884	736			148	
LEUCADIA NATL CORP	2013-03	PURCHASE	2013-10		558	513			45	

**TY 2012 Investments Corporate  
Stock Schedule**

**Name:** THE STEPHEN AND SANDRA MUSS  
FOUNDATION INC

**EIN:** 23-7424763

<b>Name of Stock</b>	<b>End of Year Book Value</b>	<b>End of Year Fair Market Value</b>
LAKESHORE	271,003	285,193
HARBINGER	776,587	272,737
MERRILL LYNCH	3,359,360	3,527,213
DAVIDSON KEMPNER	2,000,000	2,175,022
EAST ROCK	2,000,000	2,196,107
ADVISORY	256,551	285,281

# **TY 2012 Investments Government Obligations Schedule**

**Name:** THE STEPHEN AND SANDRA MUSS  
FOUNDATION INC

**EIN:** 23-7424763

<b>US Government Securities - End of Year Book Value:</b>	101,162
<b>US Government Securities - End of Year Fair Market Value:</b>	101,162
<b>State &amp; Local Government Securities - End of Year Book Value:</b>	400,000
<b>State &amp; Local Government Securities - End of Year Fair Market Value:</b>	400,000



## TY 2012 Other Expenses Schedule

**Name:** THE STEPHEN AND SANDRA MUSS

FOUNDATION INC

**EIN:** 23-7424763

Description	Revenue and Expenses per Books	Net Investment Income	Adjusted Net Income	Disbursements for Charitable Purposes
EXPENSES				
DUES	1,200	1,200		

**TY 2012 Other Income Schedule**

**Name:** THE STEPHEN AND SANDRA MUSS  
FOUNDATION INC

**EIN:** 23-7424763

Description	Revenue And Expenses Per Books	Net Investment Income	Adjusted Net Income
NON TAXABLE DISTRIBUTIONS	5,182		

## TY 2012 Other Liabilities Schedule

**Name:** THE STEPHEN AND SANDRA MUSS  
FOUNDATION INC

**EIN:** 23-7424763

Description	Beginning of Year - Book Value	End of Year - Book Value
CASH OVERDRAFT	9,750	2,250

## TY 2012 Other Professional Fees Schedule

**Name:** THE STEPHEN AND SANDRA MUSS  
FOUNDATION INC

**EIN:** 23-7424763

Category	Amount	Net Investment Income	Adjusted Net Income	Disbursements for Charitable Purposes
INVESTMENT MANAGEMENT FEES	4,487	4,487		

**TY 2012 Taxes Schedule**

**Name:** THE STEPHEN AND SANDRA MUSS  
FOUNDATION INC

**EIN:** 23-7424763

Category	Amount	Net Investment Income	Adjusted Net Income	Disbursements for Charitable Purposes
LICENSES	210	210		
FOREIGN TAXES	184	184		
INCOME TAXES	3,360			