



See a Social Security Number? Say Something!
Report Privacy Problems to <https://public.resource.org/privacy>
Or call the IRS Identity Theft Hotline at 1-800-908-4490



Check if Schedule O contains a response to any question in this Part III ☒


















4 Describe the organization's program service accomplishments for each of its three largest program services, as measured by expenses. Section 501(c)(3) and 501(c)(4) organizations are required to report the amount of grants and allocations to others, the total expenses, and revenue, if any, for each program service reported.

[illegible][illegible]

4d	Other program services (Describe in Schedule O)				
	(Expenses \$	including grants of \$) (Revenue \$)	

Part IV

Checklist of Required Schedules

	Yes	No
1 Is the organization described in section 501(c)(3) or 4947(a)(1) (other than a private foundation)? If "Yes," complete Schedule A 	1 Yes	
2 Is the organization required to complete Schedule B, Schedule of Contributors (see instructions)? 	2 Yes	
3 Did the organization engage in direct or indirect political campaign activities on behalf of or in opposition to candidates for public office? If "Yes," complete Schedule C, Part I	3	No
4 Section 501(c)(3) organizations. Did the organization engage in lobbying activities, or have a section 501(h) election in effect during the tax year? If "Yes," complete Schedule C, Part II	4	No
5 Is the organization a section 501(c)(4), 501(c)(5), or 501(c)(6) organization that receives membership dues, assessments, or similar amounts as defined in Revenue Procedure 98-19? If "Yes," complete Schedule C, Part III	5	No
6 Did the organization maintain any donor advised funds or any similar funds or accounts for which donors have the right to provide advice on the distribution or investment of amounts in such funds or accounts? If "Yes," complete Schedule D, Part I 	6	No
7 Did the organization receive or hold a conservation easement, including easements to preserve open space, the environment, historic land areas, or historic structures? If "Yes," complete Schedule D, Part II 	7	No
8 Did the organization maintain collections of works of art, historical treasures, or other similar assets? If "Yes," complete Schedule D, Part III 	8	No
9 Did the organization report an amount in Part X, line 21 for escrow or custodial account liability, serve as a custodian for amounts not listed in Part X, or provide credit counseling, debt management, credit repair, or debt negotiation services? If "Yes," complete Schedule D, Part IV 	9	No
10 Did the organization, directly or through a related organization, hold assets in temporarily restricted endowments, permanent endowments, or quasi-endowments? If "Yes," complete Schedule D, Part V 	10	No
11 If the organization's answer to any of the following questions is "Yes," then complete Schedule D, Parts VI, VII, VIII, IX, or X as applicable		
a Did the organization report an amount for land, buildings, and equipment in Part X, line 10? If "Yes," complete Schedule D, Part VI 	11a Yes	
b Did the organization report an amount for investments—other securities in Part X, line 12 that is 5% or more of its total assets reported in Part X, line 16? If "Yes," complete Schedule D, Part VII 	11b	No
c Did the organization report an amount for investments—program related in Part X, line 13 that is 5% or more of its total assets reported in Part X, line 16? If "Yes," complete Schedule D, Part VIII 	11c	No
d Did the organization report an amount for other assets in Part X, line 15 that is 5% or more of its total assets reported in Part X, line 16? If "Yes," complete Schedule D, Part IX 	11d	No
e Did the organization report an amount for other liabilities in Part X, line 25? If "Yes," complete Schedule D, Part X 	11e Yes	
f Did the organization's separate or consolidated financial statements for the tax year include a footnote that addresses the organization's liability for uncertain tax positions under FIN 48 (ASC 740)? If "Yes," complete Schedule D, Part X 	11f	No
12a Did the organization obtain separate, independent audited financial statements for the tax year? If "Yes," complete Schedule D, Parts XI and XII 	12a	No
b Was the organization included in consolidated, independent audited financial statements for the tax year? If "Yes," and if the organization answered "No" to line 12a, then completing Schedule D, Parts XI and XII is optional 	12b Yes	
13 Is the organization a school described in section 170(b)(1)(A)(ii)? If "Yes," complete Schedule E	13	No
14a Did the organization maintain an office, employees, or agents outside of the United States?	14a	No
b Did the organization have aggregate revenues or expenses of more than \$10,000 from grantmaking, fundraising, business, investment, and program service activities outside the United States, or aggregate foreign investments valued at \$100,000 or more? If "Yes," complete Schedule F, Parts I and IV	14b	No
15 Did the organization report on Part IX, column (A), line 3, more than \$5,000 of grants or assistance to any organization or entity located outside the United States? If "Yes," complete Schedule F, Parts II and IV	15	No
16 Did the organization report on Part IX, column (A), line 3, more than \$5,000 of aggregate grants or assistance to individuals located outside the United States? If "Yes," complete Schedule F, Parts III and IV	16	No
17 Did the organization report a total of more than \$15,000 of expenses for professional fundraising services on Part IX, column (A), lines 6 and 11e? If "Yes," complete Schedule G, Part I (see instructions)	17	No
18 Did the organization report more than \$15,000 total of fundraising event gross income and contributions on Part VIII, lines 1c and 8a? If "Yes," complete Schedule G, Part II	18	No
19 Did the organization report more than \$15,000 of gross income from gaming activities on Part VIII, line 9a? If "Yes," complete Schedule G, Part III	19	No
20a Did the organization operate one or more hospital facilities? If "Yes," complete Schedule H 	20a Yes	
b If "Yes" to line 20a, did the organization attach a copy of its audited financial statements to this return? 	20b Yes	

Part IV

Checklist of Required Schedules (continued)

21	Did the organization report more than \$5,000 of grants and other assistance to any government or organization in the United States on Part IX, column (A), line 1? <i>If "Yes," complete Schedule I, Parts I and II</i>	21		No
22	Did the organization report more than \$5,000 of grants and other assistance to individuals in the United States on Part IX, column (A), line 2? <i>If "Yes," complete Schedule I, Parts I and III</i>	22		No
23	Did the organization answer "Yes" to Part VII, Section A, line 3, 4, or 5 about compensation of the organization's current and former officers, directors, trustees, key employees, and highest compensated employees? <i>If "Yes," complete Schedule J</i>	23	Yes	
24a	Did the organization have a tax-exempt bond issue with an outstanding principal amount of more than \$100,000 as of the last day of the year, that was issued after December 31, 2002? <i>If "Yes," answer lines 24b through 24d and complete Schedule K. If "No," go to line 25</i>	24a		No
b	Did the organization invest any proceeds of tax-exempt bonds beyond a temporary period exception?	24b		
c	Did the organization maintain an escrow account other than a refunding escrow at any time during the year to defease any tax-exempt bonds?	24c		
d	Did the organization act as an "on behalf of" issuer for bonds outstanding at any time during the year?	24d		
25a	Section 501(c)(3) and 501(c)(4) organizations. Did the organization engage in an excess benefit transaction with a disqualified person during the year? <i>If "Yes," complete Schedule L, Part I</i>	25a		No
b	Is the organization aware that it engaged in an excess benefit transaction with a disqualified person in a prior year, and that the transaction has not been reported on any of the organization's prior Forms 990 or 990-EZ? <i>If "Yes," complete Schedule L, Part I</i>	25b		No
26	Was a loan to or by a current or former officer, director, trustee, key employee, highest compensated employee, or disqualified person outstanding as of the end of the organization's tax year? <i>If "Yes," complete Schedule L, Part II</i>	26	Yes	
27	Did the organization provide a grant or other assistance to an officer, director, trustee, key employee, substantial contributor or employee thereof, a grant selection committee member, or to a 35% controlled entity or family member of any of these persons? <i>If "Yes," complete Schedule L, Part III</i>	27		No
28	Was the organization a party to a business transaction with one of the following parties (see Schedule L, Part IV instructions for applicable filing thresholds, conditions, and exceptions)			
a	A current or former officer, director, trustee, or key employee? <i>If "Yes," complete Schedule L, Part IV</i>	28a		No
b	A family member of a current or former officer, director, trustee, or key employee? <i>If "Yes," complete Schedule L, Part IV</i>	28b		No
c	An entity of which a current or former officer, director, trustee, or key employee (or a family member thereof) was an officer, director, trustee, or direct or indirect owner? <i>If "Yes," complete Schedule L, Part IV</i>	28c		No
29	Did the organization receive more than \$25,000 in non-cash contributions? <i>If "Yes," complete Schedule M</i>	29	Yes	
30	Did the organization receive contributions of art, historical treasures, or other similar assets, or qualified conservation contributions? <i>If "Yes," complete Schedule M</i>	30		No
31	Did the organization liquidate, terminate, or dissolve and cease operations? <i>If "Yes," complete Schedule N, Part I</i>	31		No
32	Did the organization sell, exchange, dispose of, or transfer more than 25% of its net assets? <i>If "Yes," complete Schedule N, Part II</i>	32		No
33	Did the organization own 100% of an entity disregarded as separate from the organization under Regulations sections 301.7701-2 and 301.7701-3? <i>If "Yes," complete Schedule R, Part I</i>	33		No
34	Was the organization related to any tax-exempt or taxable entity? <i>If "Yes," complete Schedule R, Part II, III, or IV, and Part V, line 1</i>	34	Yes	
35a	Did the organization have a controlled entity within the meaning of section 512(b)(13)?	35a	Yes	
b	If 'Yes' to line 35a, did the organization receive any payment from or engage in any transaction with a controlled entity within the meaning of section 512(b)(13)? <i>If "Yes," complete Schedule R, Part V, line 2</i>	35b	Yes	
36	Section 501(c)(3) organizations. Did the organization make any transfers to an exempt non-charitable related organization? <i>If "Yes," complete Schedule R, Part V, line 2</i>	36		No
37	Did the organization conduct more than 5% of its activities through an entity that is not a related organization and that is treated as a partnership for federal income tax purposes? <i>If "Yes," complete Schedule R, Part VI</i>	37		No
38	Did the organization complete Schedule O and provide explanations in Schedule O for Part VI, lines 11b and 19? Note. All Form 990 filers are required to complete Schedule O	38	Yes	

Part V

Statements Regarding Other IRS Filings and Tax Compliance

Check if Schedule O contains a response to any question in this Part V

		Yes	No
1a	Enter the number reported in Box 3 of Form 1096. Enter -0- if not applicable.		
1b	Enter the number of Forms W-2G included in line 1a. Enter -0- if not applicable.		
1c	Did the organization comply with backup withholding rules for reportable payments to vendors and reportable gaming (gambling) winnings to prize winners?	Yes	
2a	Enter the number of employees reported on Form W-3, Transmittal of Wage and Tax Statements, filed for the calendar year ending with or within the year covered by this return.		
2b	If at least one is reported on line 2a, did the organization file all required federal employment tax returns? Note. If the sum of lines 1a and 2a is greater than 250, you may be required to e-file (see instructions).	Yes	
3a	Did the organization have unrelated business gross income of \$1,000 or more during the year?		No
3b	If "Yes," has it filed a Form 990-T for this year? If "No," provide an explanation in Schedule O.		
4a	At any time during the calendar year, did the organization have an interest in, or a signature or other authority over, a financial account in a foreign country (such as a bank account, securities account, or other financial account)?		No
b	If "Yes," enter the name of the foreign country: _____ See instructions for filing requirements for Form TD F 90-22.1, Report of Foreign Bank and Financial Accounts.		
5a	Was the organization a party to a prohibited tax shelter transaction at any time during the tax year?		No
5b	Did any taxable party notify the organization that it was or is a party to a prohibited tax shelter transaction?		No
5c	If "Yes," to line 5a or 5b, did the organization file Form 8886-T?		
6a	Does the organization have annual gross receipts that are normally greater than \$100,000, and did the organization solicit any contributions that were not tax deductible as charitable contributions?		No
6b	If "Yes," did the organization include with every solicitation an express statement that such contributions or gifts were not tax deductible?		
7	Organizations that may receive deductible contributions under section 170(c).		
7a	Did the organization receive a payment in excess of \$75 made partly as a contribution and partly for goods and services provided to the payor?		No
7b	If "Yes," did the organization notify the donor of the value of the goods or services provided?		
7c	Did the organization sell, exchange, or otherwise dispose of tangible personal property for which it was required to file Form 8282?		No
7d	If "Yes," indicate the number of Forms 8282 filed during the year.		
7e	Did the organization receive any funds, directly or indirectly, to pay premiums on a personal benefit contract?		No
7f	Did the organization, during the year, pay premiums, directly or indirectly, on a personal benefit contract?		No
7g	If the organization received a contribution of qualified intellectual property, did the organization file Form 8899 as required?		
7h	If the organization received a contribution of cars, boats, airplanes, or other vehicles, did the organization file a Form 1098-C?		
8	Sponsoring organizations maintaining donor advised funds and section 509(a)(3) supporting organizations. Did the supporting organization, or a donor advised fund maintained by a sponsoring organization, have excess business holdings at any time during the year?		
9	Sponsoring organizations maintaining donor advised funds.		
9a	Did the organization make any taxable distributions under section 4966?		
9b	Did the organization make a distribution to a donor, donor advisor, or related person?		
10	Section 501(c)(7) organizations. Enter:		
10a	Initiation fees and capital contributions included on Part VIII, line 12.		
10b	Gross receipts, included on Form 990, Part VIII, line 12, for public use of club facilities.		
11	Section 501(c)(12) organizations. Enter:		
11a	Gross income from members or shareholders.		
11b	Gross income from other sources (Do not net amounts due or paid to other sources against amounts due or received from them).		
12a	Section 4947(a)(1) non-exempt charitable trusts. Is the organization filing Form 990 in lieu of Form 1041?		
12b	If "Yes," enter the amount of tax-exempt interest received or accrued during the year.		
13	Section 501(c)(29) qualified nonprofit health insurance issuers.		
13a	Is the organization licensed to issue qualified health plans in more than one state? Note. See the instructions for additional information the organization must report on Schedule O.		
13b	Enter the amount of reserves the organization is required to maintain by the states in which the organization is licensed to issue qualified health plans.		
13c	Enter the amount of reserves on hand.		
14a	Did the organization receive any payments for indoor tanning services during the tax year?		No
14b	If "Yes," has it filed a Form 720 to report these payments? If "No," provide an explanation in Schedule O.		

Part VI

Governance, Management, and Disclosure

For each "Yes" response to lines 2 through 7b below, and for a "No" response to lines 8a, 8b, or 10b below, describe the circumstances, processes, or changes in Schedule O. See instructions.

Check if Schedule O contains a response to any question in this Part VI

Section A. Governing Body and Management

		Yes	No
1a	Enter the number of voting members of the governing body at the end of the tax year	12	
If there are material differences in voting rights among members of the governing body, or if the governing body delegated broad authority to an executive committee or similar committee, explain in Schedule O			
1b	Enter the number of voting members included in line 1a, above, who are independent	10	
2	Did any officer, director, trustee, or key employee have a family relationship or a business relationship with any other officer, director, trustee, or key employee?	2	No
3	Did the organization delegate control over management duties customarily performed by or under the direct supervision of officers, directors or trustees, or key employees to a management company or other person?	3	No
4	Did the organization make any significant changes to its governing documents since the prior Form 990 was filed?	4	No
5	Did the organization become aware during the year of a significant diversion of the organization's assets?	5	No
6	Did the organization have members or stockholders?	6	Yes
7a	Did the organization have members, stockholders, or other persons who had the power to elect or appoint one or more members of the governing body?	7a	Yes
7b	Are any governance decisions of the organization reserved to (or subject to approval by) members, stockholders, or persons other than the governing body?	7b	Yes
8	Did the organization contemporaneously document the meetings held or written actions undertaken during the year by the following		
8a	The governing body?	8a	Yes
8b	Each committee with authority to act on behalf of the governing body?	8b	Yes
9	Is there any officer, director, trustee, or key employee listed in Part VII, Section A, who cannot be reached at the organization's mailing address? If "Yes," provide the names and addresses in Schedule O	9	No

Section B. Policies (This Section B requests information about policies not required by the Internal Revenue Code.)

		Yes	No
10a	Did the organization have local chapters, branches, or affiliates?	10a	No
10b	If "Yes," did the organization have written policies and procedures governing the activities of such chapters, affiliates, and branches to ensure their operations are consistent with the organization's exempt purposes?	10b	
11a	Has the organization provided a complete copy of this Form 990 to all members of its governing body before filing the form?	11a	No
11b	Describe in Schedule O the process, if any, used by the organization to review this Form 990		
12a	Did the organization have a written conflict of interest policy? If "No," go to line 13	12a	Yes
12b	Were officers, directors, or trustees, and key employees required to disclose annually interests that could give rise to conflicts?	12b	Yes
12c	Did the organization regularly and consistently monitor and enforce compliance with the policy? If "Yes," describe in Schedule O how this was done	12c	Yes
13	Did the organization have a written whistleblower policy?	13	Yes
14	Did the organization have a written document retention and destruction policy?	14	Yes
15	Did the process for determining compensation of the following persons include a review and approval by independent persons, comparability data, and contemporaneous substantiation of the deliberation and decision?		
15a	The organization's CEO, Executive Director, or top management official	15a	Yes
15b	Other officers or key employees of the organization	15b	Yes
If "Yes" to line 15a or 15b, describe the process in Schedule O (see instructions)			
16a	Did the organization invest in, contribute assets to, or participate in a joint venture or similar arrangement with a taxable entity during the year?	16a	No
16b	If "Yes," did the organization follow a written policy or procedure requiring the organization to evaluate its participation in joint venture arrangements under applicable federal tax law, and take steps to safeguard the organization's exempt status with respect to such arrangements?	16b	

Section C. Disclosure

17	List the States with which a copy of this Form 990 is required to be filed
18	Section 6104 requires an organization to make its Form 1023 (or 1024 if applicable), 990, and 990-T (501(c)(3)s only) available for public inspection. Indicate how you made these available. Check all that apply. <input type="checkbox"/> Own website <input type="checkbox"/> Another's website <input checked="" type="checkbox"/> Upon request <input type="checkbox"/> Other (explain in Schedule O)
19	Describe in Schedule O whether (and if so, how), the organization made its governing documents, conflict of interest policy, and financial statements available to the public during the tax year
20	State the name, physical address, and telephone number of the person who possesses the books and records of the organization Renee Hofer 1 Amalia Drive Buckhannon, WV (304) 473-2185

Part VII Compensation of Officers, Directors, Trustees, Key Employees, Highest Compensated Employees, and Independent Contractors

Check if Schedule O contains a response to any question in this Part VII

Section A. Officers, Directors, Trustees, Key Employees, and Highest Compensated Employees

- 1a Complete this table for all persons required to be listed Report compensation for the calendar year ending with or within the organization's tax year
- List all of the organization's **current** officers, directors, trustees (whether individuals or organizations), regardless of amount of compensation Enter -0- in columns (D), (E), and (F) if no compensation was paid

List all of the organization's **current** key employees, if any See instructions for definition of "key employee "

List the organization's five **current** highest compensated employees (other than an officer, director, trustee or key employee) who received reportable compensation (Box 5 of Form W-2 and/or Box 7 of Form 1099-MISC) of more than \$100,000 from the organization and any related organizations

List all of the organization's **former** officers, key employees, or highest compensated employees who received more than \$100,000 of reportable compensation from the organization and any related organizations

List all of the organization's **former directors or trustees** that received, in the capacity as a former director or trustee of the organization, more than \$10,000 of reportable compensation from the organization and any related organizations

List persons in the following order individual trustees or directors, institutional trustees, officers, key employees, highest compensated employees, and former such persons

Check this box if neither the organization nor any related organization compensated any current officer, director, or trustee

(A) Name and Title	(B) Average hours per week (list any hours for related organizations below dotted line)	(C) Position (do not check more than one box, unless person is both an officer and a director/trustee)						(D) Reportable compensation from the organization (W- 2/1099-MISC)	(E) Reportable compensation from related organizations (W- 2/1099-MISC)	(F) Estimated amount of other compensation from the organization and related organizations
		Individual trustee or director	Institutional Trustee	Officer	Key employee	Highest compensated employee	Former			
(1) Sue Johnson-Phillippe President & CEO	40 00	X		X				0	257,956	0
(2) Sr Diane Bushee Member	1 00	X						0	0	0
(3) Sr Marian Ruth Creamer Member	1 00	X						0	0	0
(4) Steve Foster Treasurer	1 00	X						0	0	0
(5) Sr Mary Grace Barile Member	1 00	X						0	0	0
(6) Sr Francesca Lowis Vice-Chair/Secretary	1 00	X						0	0	0
(7) Michael G Sellards President & CEO - SMMC/PHS	1 00 40 00	X		X				0	843,106	40,612
(8) Terry Cronin Chair	1 00	X						0	0	0
(9) Bob Skinner Member	1 00	X						0	0	0
(10) Robert Blake MD Member	1 00	X						0	0	0
(11) Dennis Xander Member	1 00	X						0	0	0
(12) Sr Gail Borgmeyer Member	1 00	X						0	0	0
(13) Tom Moore CFO	40 00			X				0	0	0
(14) John Rollins Chief of Staff	40 00				X			280,376	0	6,853
(15) Susan Long General Surgeon	40 00					X		519,418	0	6,853
(16) James Kim Orthopedic Surgeon	40 00					X		468,748	0	6,853
(17) Yaser Kalash Cardiologist	40 00					X		450,006	0	6,853

Part VII

1b	Sub-Total			
c	Total from continuation sheets to Part VII, Section A			
d	Total (add lines 1b and 1c)	2,534,680	1,101,062	81,730

2 Total number of individuals (including but not limited to those listed in Item 1) who received more than \$100,000 of reportable compensation from the organization. 33

		Yes	No
3	Did the organization list any former officer, director or trustee, key employee, or highest compensated employee on line 1a? <i>If "Yes," complete Schedule J for such individual</i>	3	No
4	For any individual listed on line 1a, is the sum of reportable compensation and other compensation from the organization and related organizations greater than \$150,000? <i>If "Yes," complete Schedule J for such individual</i>	4	Yes
5	Did any person listed on line 1a receive or accrue compensation from any unrelated organization or individual for services rendered to the organization? <i>If "Yes," complete Schedule J for such person</i>	5	No

Section B. Independent Contractors

1 Complete this table for your five highest compensated independent contractors that received more than \$100,000 of compensation from the organization. Report compensation for the calendar year ending with or within the organization's tax year.

(A) Name and business address	(B) Description of services	(C) Compensation
WVU Medical Corporation PO Box 740 Morgantown WV 26507	ER Physician Coverage	1,024,941
Employee Benefit Service PO Box 890144 Charlotte NC 28289	Third Party Administrator	817,138
Nelson Mullins Riley & Scarborough LLP 949 3rd Ave Ste 200 Huntington WV 25701	Legal Services	480,690
Odyssey Rehabilitation 415 Benedum Bridgeport WV 26330	Therapy Services	242,284
Alliance Healthcare SVCS PO Box 96485 Chicago IL 60693	MRI Services Contract	213,900

2 Total number of independent contractors (including but not limited to those listed above) who received more than \$100,000 of compensation from the organization ▶16

Part VIII

Statement of Revenue

Check if Schedule O contains a response to any question in this Part VIII

			(A)	(B)	(C)	(D)
			Total revenue	Related or exempt function revenue	Unrelated business revenue	Revenue excluded from tax under sections 512, 513, or 514
Contributions, Gifts, Grants and Other Similar Amounts	1a	Federated campaigns . . . 1a				
	b	Membership dues 1b				
	c	Fundraising events 1c				
	d	Related organizations . . . 1d	258,707			
	e	Government grants (contributions) 1e	6,990			
	f	All other contributions, gifts, grants, and similar amounts not included above 1f	8,755			
	g	Noncash contributions included in lines 1a-1f \$	75,713			
	h	Total. Add lines 1a-1f	274,452			
Program Service Revenue	Business Code					
	2a	Patient service revenue	42,129,955	42,129,955		
	b	Medicare incentive payments	401,209	401,209		
	c					
	d					
	e					
	f	All other program service revenue				
	g	Total. Add lines 2a-2f	42,531,164			
Other Revenue	3	Investment income (including dividends, interest, and other similar amounts)	643,122			643,122
	4	Income from investment of tax-exempt bond proceeds . . .				
	5	Royalties	298			298
	6a	(i) Real				
		(ii) Personal				
	b	Gross rents	50,087			
	b	Less rental expenses	4,860			
	c	Rental income or (loss)	45,227			
	d	Net rental income or (loss)	45,227			45,227
	7a	(i) Securities				
		(ii) Other				
	b	Gross amount from sales of assets other than inventory				
	b	Less cost or other basis and sales expenses	3,581			
	c	Gain or (loss)	-3,581			
	d	Net gain or (loss)	-3,581			-3,581
	8a	Gross income from fundraising events (not including \$ _____ of contributions reported on line 1c) See Part IV, line 18				
	a					
	b	Less direct expenses b				
	c	Net income or (loss) from fundraising events . . .				
	9a	Gross income from gaming activities See Part IV, line 19				
	a					
	b	Less direct expenses b				
	c	Net income or (loss) from gaming activities . . .				
	10a	Gross sales of inventory, less returns and allowances				
	a					
	b	Less cost of goods sold b				
	c	Net income or (loss) from sales of inventory . . .				
	Miscellaneous Revenue		Business Code			
	11a	Cafeteria and vending	722212	219,266		219,266
	b	Pharmacy income	446110	48,989		48,989
	c	Medical records revenue	900099	19,750		19,750
	d	All other revenue		103,311		103,311
	e	Total. Add lines 11a-11d	391,316			
	12	Total revenue. See Instructions	43,881,998	42,531,164	0	1,076,382

Part IX

Statement of Functional Expenses

Section 501(c)(3) and 501(c)(4) organizations must complete all columns. All other organizations must complete column (A).

Check if Schedule O contains a response to any question in this Part IX

☐

Do not include amounts reported on lines 6b, 7b, 8b, 9b, and 10b of Part VIII.		(A) Total expenses	(B) Program service expenses	(C) Management and general expenses	(D) Fundraising expenses
1	Grants and other assistance to governments and organizations in the United States. See Part IV, line 21.	6,990	6,990		
2	Grants and other assistance to individuals in the United States. See Part IV, line 22.				
3	Grants and other assistance to governments, organizations, and individuals outside the United States. See Part IV, lines 15 and 16.				
4	Benefits paid to or for members.				
5	Compensation of current officers, directors, trustees, and key employees.	408,236	342,428	65,808	
6	Compensation not included above, to disqualified persons (as defined under section 4958(f)(1)) and persons described in section 4958(c)(3)(B).				
7	Other salaries and wages.	19,433,177	16,300,549	3,132,628	
8	Pension plan accruals and contributions (include section 401(k) and 403(b) employer contributions).	823,765	690,974	132,791	
9	Other employee benefits.	3,912,638	3,281,921	630,717	
10	Payroll taxes.	1,303,465	1,093,346	210,119	
11	Fees for services (non-employees):				
a	Management.	482,754		482,754	
b	Legal.	597,037		597,037	
c	Accounting.	35,662		35,662	
d	Lobbying.				
e	Professional fundraising services. See Part IV, line 17.				
f	Investment management fees.	6,513		6,513	
g	Other (If line 11g amount exceeds 10% of line 25, column (A) amount, list line 11g expenses on Schedule O).	2,835,525	2,378,438	457,087	
12	Advertising and promotion.	220,128		220,128	
13	Office expenses.	3,432,040	2,878,795	553,245	
14	Information technology.	469,277	393,630	75,647	
15	Royalties.				
16	Occupancy.	793,750	665,798	127,952	
17	Travel.	56,840	47,677	9,163	
18	Payments of travel or entertainment expenses for any federal, state, or local public officials.				
19	Conferences, conventions, and meetings.				
20	Interest.	200,926	168,537	32,389	
21	Payments to affiliates.				
22	Depreciation, depletion, and amortization.	1,674,882	1,404,891	269,991	
23	Insurance.	862,657	723,597	139,060	
24	Other expenses. Itemize expenses not covered above (List miscellaneous expenses in line 24e. If line 24e amount exceeds 10% of line 25, column (A) amount, list line 24e expenses on Schedule O):				
a	Bad debt.	6,211,048	6,211,048		
b	Medical supplies.	1,602,903	1,344,515	258,388	
c	Provider tax.	849,356	712,440	136,916	
d	Dues and subscriptions.	185,736	155,795	29,941	
e	All other expenses.	1,743,957	1,464,281	279,676	
25	Total functional expenses. Add lines 1 through 24e.	48,149,262	40,265,650	7,883,612	0
26	Joint costs. Complete this line only if the organization reported in column (B) joint costs from a combined educational campaign and fundraising solicitation. Check here <input type="checkbox"/> if following SOP 98-2 (ASC 958-720).				

Part X

Balance Sheet

Check if Schedule O contains a response to any question in this Part X

				(A)		(B)
				Beginning of year		End of year
Assets	1	Cash—non-interest-bearing		967,360	1	423,570
	2	Savings and temporary cash investments		1,597,396	2	2,121,954
	3	Pledges and grants receivable, net			3	
	4	Accounts receivable, net		6,381,569	4	5,425,217
	5	Loans and other receivables from current and former officers, directors, trustees, key employees, and highest compensated employees Complete Part II of Schedule L			5	
	6	Loans and other receivables from other disqualified persons (as defined under section 4958(f)(1)), persons described in section 4958(c)(3)(B), and contributing employers and sponsoring organizations of section 501(c)(9) voluntary employees' beneficiary organizations (see instructions) Complete Part II of Schedule L			6	
	7	Notes and loans receivable, net		24,247	7	12,490
	8	Inventories for sale or use		915,298	8	1,003,064
	9	Prepaid expenses and deferred charges		1,009,940	9	965,865
	10a	Land, buildings, and equipment cost or other basis Complete Part VI of Schedule D	10a38,654,424			
	b	Less accumulated depreciation	10b24,052,618	15,815,849	10c	14,601,806
	11	Investments—publicly traded securities		3,899,535	11	18,399
	12	Investments—other securities See Part IV, line 11		472,350	12	472,350
	13	Investments—program-related See Part IV, line 11			13	
	14	Intangible assets			14	
	15	Other assets See Part IV, line 11		68,065	15	184,515
	16	Total assets. Add lines 1 through 15 (must equal line 34)		31,151,609	16	25,229,230
Liabilities	17	Accounts payable and accrued expenses		10,353,589	17	11,241,740
	18	Grants payable			18	
	19	Deferred revenue		22,644	19	22,293
	20	Tax-exempt bond liabilities			20	
	21	Escrow or custodial account liability Complete Part IV of Schedule D			21	
	22	Loans and other payables to current and former officers, directors, trustees, key employees, highest compensated employees, and disqualified persons Complete Part II of Schedule L		213,850	22	172,948
	23	Secured mortgages and notes payable to unrelated third parties		2,059,275	23	380,556
	24	Unsecured notes and loans payable to unrelated third parties			24	
	25	Other liabilities (including federal income tax, payables to related third parties, and other liabilities not included on lines 17-24) Complete Part X of Schedule D		22,681,001	25	19,492,706
	26	Total liabilities. Add lines 17 through 25		35,330,359	26	31,310,243
Net Assets or Fund Balances	Organizations that follow SFAS 117 (ASC 958), check here <input checked="" type="checkbox"/> and complete lines 27 through 29, and lines 33 and 34.					
	27	Unrestricted net assets		-4,254,435	27	-6,146,854
	28	Temporarily restricted net assets		50,685	28	40,841
	29	Permanently restricted net assets		25,000	29	25,000
	Organizations that do not follow SFAS 117 (ASC 958), check here <input type="checkbox"/> and complete lines 30 through 34.					
	30	Capital stock or trust principal, or current funds			30	
	31	Paid-in or capital surplus, or land, building or equipment fund			31	
	32	Retained earnings, endowment, accumulated income, or other funds			32	
	33	Total net assets or fund balances		-4,178,750	33	-6,081,013
	34	Total liabilities and net assets/fund balances		31,151,609	34	25,229,230

Part XI Reconciliation of Net Assets

Check if Schedule O contains a response to any question in this Part XI ☒

1	Total revenue (must equal Part VIII, column (A), line 12)	1	43,881,998
2	Total expenses (must equal Part IX, column (A), line 25)	2	48,149,262
3	Revenue less expenses Subtract line 2 from line 1	3	-4,267,264
4	Net assets or fund balances at beginning of year (must equal Part X, line 33, column (A))	4	-4,178,750
5	Net unrealized gains (losses) on investments	5	32,261
6	Donated services and use of facilities	6	
7	Investment expenses	7	
8	Prior period adjustments	8	
9	Other changes in net assets or fund balances (explain in Schedule O)	9	2,332,740
10	Net assets or fund balances at end of year Combine lines 3 through 9 (must equal Part X, line 33, column (B))	10	-6,081,013

Part XII Financial Statements and Reporting

Check if Schedule O contains a response to any question in this Part XII ☐

		Yes	No
1	Accounting method used to prepare the Form 990 <input type="checkbox"/> Cash <input checked="" type="checkbox"/> Accrual <input type="checkbox"/> Other _____ If the organization changed its method of accounting from a prior year or checked "Other," explain in Schedule O		
2a	Were the organization's financial statements compiled or reviewed by an independent accountant? If "Yes," check a box below to indicate whether the financial statements for the year were compiled or reviewed on a separate basis, consolidated basis, or both <input type="checkbox"/> Separate basis <input type="checkbox"/> Consolidated basis <input type="checkbox"/> Both consolidated and separate basis		No
2b	Were the organization's financial statements audited by an independent accountant? If "Yes," check a box below to indicate whether the financial statements for the year were audited on a separate basis, consolidated basis, or both <input type="checkbox"/> Separate basis <input checked="" type="checkbox"/> Consolidated basis <input type="checkbox"/> Both consolidated and separate basis	Yes	
2c	If "Yes," to line 2a or 2b, does the organization have a committee that assumes responsibility for oversight of the audit, review, or compilation of its financial statements and selection of an independent accountant? If the organization changed either its oversight process or selection process during the tax year, explain in Schedule O	Yes	
3a	As a result of a federal award, was the organization required to undergo an audit or audits as set forth in the Single Audit Act and OMB Circular A-133?		No
3b	If "Yes," did the organization undergo the required audit or audits? If the organization did not undergo the required audit or audits, explain why in Schedule O and describe any steps taken to undergo such audits		

SCHEDULE A
(Form 990 or 990EZ)

Department of the Treasury
Internal Revenue Service

Public Charity Status and Public Support

Complete if the organization is a section 501(c)(3) organization or a section 4947(a)(1) nonexempt charitable trust.

▶ Attach to Form 990 or Form 990-EZ. ▶ See separate instructions.

OMB No 1545-0047

2012

Open to Public
Inspection

Name of the organization St Joseph's Hospital of Buckhannon Inc	Employer identification number 55-0356996
--	--

Part I Reason for Public Charity Status (All organizations must complete this part.) See instructions.

The organization is not a private foundation because it is (For lines 1 through 11, check only one box)

- 1

☐

A church, convention of churches, or association of churches described in **section 170(b)(1)(A)(i).**
- 2

☐

A school described in **section 170(b)(1)(A)(ii).** (Attach Schedule E)
- 3

☒

A hospital or a cooperative hospital service organization described in **section 170(b)(1)(A)(iii).**
- 4

☐

A medical research organization operated in conjunction with a hospital described in **section 170(b)(1)(A)(iii).** Enter the hospital's name, city, and state _____
- 5

☐

An organization operated for the benefit of a college or university owned or operated by a governmental unit described in **section 170(b)(1)(A)(iv).** (Complete Part II)
- 6

☐

A federal, state, or local government or governmental unit described in **section 170(b)(1)(A)(v).**
- 7

☐

An organization that normally receives a substantial part of its support from a governmental unit or from the general public described in **section 170(b)(1)(A)(vi).** (Complete Part II)
- 8

☐

A community trust described in **section 170(b)(1)(A)(vi)** (Complete Part II)
- 9

☐

An organization that normally receives (1) more than 33¹/₃% of its support from contributions, membership fees, and gross receipts from activities related to its exempt functions—subject to certain exceptions, and (2) no more than 33¹/₃% of its support from gross investment income and unrelated business taxable income (less section 511 tax) from businesses acquired by the organization after June 30, 1975 See **section 509(a)(2).** (Complete Part III)
- 10

☐

An organization organized and operated exclusively to test for public safety See **section 509(a)(4).**
- 11

☐

An organization organized and operated exclusively for the benefit of, to perform the functions of, or to carry out the purposes of one or more publicly supported organizations described in section 509(a)(1) or section 509(a)(2) See **section 509(a)(3).** Check the box that describes the type of supporting organization and complete lines 11e through 11h

a

☐

Type I

b

☐

Type II

c

☐

Type III - Functionally integrated

d

☐

Type III - Non-functionally integrated
- e

☐

By checking this box, I certify that the organization is not controlled directly or indirectly by one or more disqualified persons other than foundation managers and other than one or more publicly supported organizations described in section 509(a)(1) or section 509(a)(2)
- f

☐

If the organization received a written determination from the IRS that it is a Type I, Type II, or Type III supporting organization, check this box
- g

☐

Since August 17, 2006, has the organization accepted any gift or contribution from any of the following persons?

(i)

A person who directly or indirectly controls, either alone or together with persons described in (ii) and (iii) below, the governing body of the supported organization?

(ii)

A family member of a person described in (i) above?

(iii)

A 35% controlled entity of a person described in (i) or (ii) above?
- h

☐

Provide the following information about the supported organization(s)

	Yes	No
11g(i)		
11g(ii)		
11g(iii)		

(i) Name of supported organization	(ii) EIN	(iii) Type of organization (described on lines 1- 9 above or IRC section (see instructions))	(iv) Is the organization in col (i) listed in your governing document?		(v) Did you notify the organization in col (i) of your support?		(vi) Is the organization in col (i) organized in the U S ?		(vii) Amount of monetary support
			Yes	No	Yes	No	Yes	No	
Total									

Part II

Support Schedule for Organizations Described in Sections 170(b)(1)(A)(iv) and 170(b)(1)(A)(vi)
(Complete only if you checked the box on line 5, 7, or 8 of Part I or if the organization failed to qualify under Part III. If the organization fails to qualify under the tests listed below, please complete Part III.)

Section A. Public Support						
Calendar year (or fiscal year beginning in) ▶	(a) 2008	(b) 2009	(c) 2010	(d) 2011	(e) 2012	(f) Total
1 Gifts, grants, contributions, and membership fees received (Do not include any "unusual grants.")						
2 Tax revenues levied for the organization's benefit and either paid to or expended on its behalf						
3 The value of services or facilities furnished by a governmental unit to the organization without charge						
4 Total. Add lines 1 through 3						
5 The portion of total contributions by each person (other than a governmental unit or publicly supported organization) included on line 1 that exceeds 2% of the amount shown on line 11, column (f)						
6 Public support. Subtract line 5 from line 4						

Section B. Total Support						
Calendar year (or fiscal year beginning in) ▶	(a) 2008	(b) 2009	(c) 2010	(d) 2011	(e) 2012	(f) Total
7 Amounts from line 4						
8 Gross income from interest, dividends, payments received on securities loans, rents, royalties and income from similar sources						
9 Net income from unrelated business activities, whether or not the business is regularly carried on						
10 Other income Do not include gain or loss from the sale of capital assets (Explain in Part IV)						
11 Total support (Add lines 7 through 10)						
12 Gross receipts from related activities, etc (see instructions)					12	
13 First five years. If the Form 990 is for the organization's first, second, third, fourth, or fifth tax year as a 501(c)(3) organization, check this box and stop here ▶						

Section C. Computation of Public Support Percentage						
14 Public support percentage for 2012 (line 6, column (f) divided by line 11, column (f))	14					
15 Public support percentage for 2011 Schedule A, Part II, line 14	15					
16a 33 1/3% support test—2012. If the organization did not check the box on line 13, and line 14 is 33 1/3% or more, check this box and stop here. The organization qualifies as a publicly supported organization						▶
b 33 1/3% support test—2011. If the organization did not check a box on line 13 or 16a, and line 15 is 33 1/3% or more, check this box and stop here. The organization qualifies as a publicly supported organization						▶
17a 10%-facts-and-circumstances test—2012. If the organization did not check a box on line 13, 16a, or 16b, and line 14 is 10% or more, and if the organization meets the "facts-and-circumstances" test, check this box and stop here. Explain in Part IV how the organization meets the "facts-and-circumstances" test The organization qualifies as a publicly supported organization						▶
b 10%-facts-and-circumstances test—2011. If the organization did not check a box on line 13, 16a, 16b, or 17a, and line 15 is 10% or more, and if the organization meets the "facts-and-circumstances" test, check this box and stop here. Explain in Part IV how the organization meets the "facts-and-circumstances" test The organization qualifies as a publicly supported organization						▶
18 Private foundation. If the organization did not check a box on line 13, 16a, 16b, 17a, or 17b, check this box and see instructions						▶

Part IIISupport Schedule for Organizations Described in Section 509(a)(2)

(Complete only if you checked the box on line 9 of Part I or if the organization failed to qualify under Part II. If the organization fails to qualify under the tests listed below, please complete Part II.)

Section A. Public Support						
Calendar year (or fiscal year beginning in) ▶	(a) 2008	(b) 2009	(c) 2010	(d) 2011	(e) 2012	(f) Total
1 Gifts, grants, contributions, and membership fees received (Do not include any "unusual grants.")						
2 Gross receipts from admissions, merchandise sold or services performed, or facilities furnished in any activity that is related to the organization's tax-exempt purpose						
3 Gross receipts from activities that are not an unrelated trade or business under section 513						
4 Tax revenues levied for the organization's benefit and either paid to or expended on its behalf						
5 The value of services or facilities furnished by a governmental unit to the organization without charge						
6 Total. Add lines 1 through 5						
7a Amounts included on lines 1, 2, and 3 received from disqualified persons						
b Amounts included on lines 2 and 3 received from other than disqualified persons that exceed the greater of \$5,000 or 1% of the amount on line 13 for the year						
c Add lines 7a and 7b						
8 Public support (Subtract line 7c from line 6.)						

Section B. Total Support						
Calendar year (or fiscal year beginning in) ▶	(a) 2008	(b) 2009	(c) 2010	(d) 2011	(e) 2012	(f) Total
9 Amounts from line 6						
10a Gross income from interest, dividends, payments received on securities loans, rents, royalties and income from similar sources						
b Unrelated business taxable income (less section 511 taxes) from businesses acquired after June 30, 1975						
c Add lines 10a and 10b						
11 Net income from unrelated business activities not included in line 10b, whether or not the business is regularly carried on						
12 Other income. Do not include gain or loss from the sale of capital assets (Explain in Part IV.)						
13 Total support. (Add lines 9, 10c, 11, and 12.)						
14 First five years. If the Form 990 is for the organization's first, second, third, fourth, or fifth tax year as a 501(c)(3) organization, check this box and stop here ▶						

Section C. Computation of Public Support Percentage			
15 Public support percentage for 2012 (line 8, column (f) divided by line 13, column (f))	15		
16 Public support percentage from 2011 Schedule A, Part III, line 15	16		

Section D. Computation of Investment Income Percentage			
17 Investment income percentage for 2012 (line 10c, column (f) divided by line 13, column (f))	17		
18 Investment income percentage from 2011 Schedule A, Part III, line 17	18		
19a 33 1/3% support tests—2012. If the organization did not check the box on line 14, and line 15 is more than 33 1/3%, and line 17 is not more than 33 1/3%, check this box and stop here. The organization qualifies as a publicly supported organization ▶			
b 33 1/3% support tests—2011. If the organization did not check a box on line 14 or line 19a, and line 16 is more than 33 1/3% and line 18 is not more than 33 1/3%, check this box and stop here. The organization qualifies as a publicly supported organization ▶			
20 Private foundation. If the organization did not check a box on line 14, 19a, or 19b, check this box and see instructions ▶			

Part IV **Supplemental Information.** Complete this part to provide the explanations required by Part II, line 10; Part II, line 17a or 17b; and Part III, line 12. Also complete this part for any additional information. (See instructions).

Facts And Circumstances Test

Explanation

SCHEDULE D
(Form 990)

Department of the Treasury
Internal Revenue Service

Supplemental Financial Statements

OMB No 1545-0047

2012

Open to Public Inspection

Name of the organization
St Joseph's Hospital of Buckhannon Inc

Employer identification number
55-0356996

Part I

Organizations Maintaining Donor Advised Funds or Other Similar Funds or Accounts. Complete if the organization answered "Yes" to Form 990, Part IV, line 6.

	(a) Donor advised funds	(b) Funds and other accounts
1	Total number at end of year	
2	Aggregate contributions to (during year)	
3	Aggregate grants from (during year)	
4	Aggregate value at end of year	
5	Did the organization inform all donors and donor advisors in writing that the assets held in donor advised funds are the organization's property, subject to the organization's exclusive legal control? <div><input type="checkbox"/> Yes<input type="checkbox"/> No</div>	
6	Did the organization inform all grantees, donors, and donor advisors in writing that grant funds can be used only for charitable purposes and not for the benefit of the donor or donor advisor, or for any other purpose conferring impermissible private benefit? <div><input type="checkbox"/> Yes<input type="checkbox"/> No</div>	

Part II

Conservation Easements. Complete if the organization answered "Yes" to Form 990, Part IV, line 7.

1

Purpose(s) of conservation easements held by the organization (check all that apply)

☐ Preservation of land for public use (e g , recreation or education)☐ Preservation of an historically important land area☐ Protection of natural habitat☐ Preservation of a certified historic structure☐ Preservation of open space

2

Complete lines 2a through 2d if the organization held a qualified conservation contribution in the form of a conservation easement on the last day of the tax year

	Held at the End of the Year
a	Total number of conservation easements
b	Total acreage restricted by conservation easements
c	Number of conservation easements on a certified historic structure included in (a)
d	Number of conservation easements included in (c) acquired after 8/17/06, and not on a historic structure listed in the National Register

3

Number of conservation easements modified, transferred, released, extinguished, or terminated by the organization during the tax year ▶_____

4

Number of states where property subject to conservation easement is located ▶_____

5

Does the organization have a written policy regarding the periodic monitoring, inspection, handling of violations, and enforcement of the conservation easements it holds?

☐ Yes☐ No

6

Staff and volunteer hours devoted to monitoring, inspecting, and enforcing conservation easements during the year ▶_____

7

Amount of expenses incurred in monitoring, inspecting, and enforcing conservation easements during the year ▶\$ _____

8

Does each conservation easement reported on line 2(d) above satisfy the requirements of section 170(h)(4)(B)(i) and section 170(h)(4)(B)(ii)?

☐ Yes☐ No

9

In Part XIII, describe how the organization reports conservation easements in its revenue and expense statement, and balance sheet, and include, if applicable, the text of the footnote to the organization's financial statements that describes the organization's accounting for conservation easements

Part III

Organizations Maintaining Collections of Art, Historical Treasures, or Other Similar Assets. Complete if the organization answered "Yes" to Form 990, Part IV, line 8.

1a

If the organization elected, as permitted under SFAS 116 (ASC 958), not to report in its revenue statement and balance sheet works of art, historical treasures, or other similar assets held for public exhibition, education, or research in furtherance of public service, provide, in Part XIII, the text of the footnote to its financial statements that describes these items

b

If the organization elected, as permitted under SFAS 116 (ASC 958), to report in its revenue statement and balance sheet works of art, historical treasures, or other similar assets held for public exhibition, education, or research in furtherance of public service, provide the following amounts relating to these items

(i) Revenues included in Form 990, Part VIII, line 1

▶\$ _____

(ii) Assets included in Form 990, Part X

▶\$ _____

2

If the organization received or held works of art, historical treasures, or other similar assets for financial gain, provide the following amounts required to be reported under SFAS 116 (ASC 958) relating to these items

a

Revenues included in Form 990, Part VIII, line 1

▶\$ _____

b

Assets included in Form 990, Part X

▶\$ _____

For Paperwork Reduction Act Notice, see the Instructions for Form 990.

Cat No 52283D

Schedule D (Form 990) 2012

Part III

Organizations Maintaining Collections of Art, Historical Treasures, or Other Similar Assets (continued)

3

Using the organization's acquisition, accession, and other records, check any of the following that are a significant use of its collection items (check all that apply)

a

☐

Public exhibition

b

☐

Scholarly research

c

☐

Preservation for future generations

d

☐

Loan or exchange programs

e

☐

Other

4

Provide a description of the organization's collections and explain how they further the organization's exempt purpose in Part XIII

5

During the year, did the organization solicit or receive donations of art, historical treasures or other similar assets to be sold to raise funds rather than to be maintained as part of the organization's collection?

☐ Yes

☐ No

Part IV

Escrow and Custodial Arrangements. Complete if the organization answered "Yes" to Form 990, Part IV, line 9, or reported an amount on Form 990, Part X, line 21.

1a

Is the organization an agent, trustee, custodian or other intermediary for contributions or other assets not included on Form 990, Part X?

☐ Yes

☐ No

b

If "Yes," explain the arrangement in Part XIII and complete the following table

c

Beginning balance

d

Additions during the year

e

Distributions during the year

f

Ending balance

	Amount
1c	
1d	
1e	
1f	

2a

Did the organization include an amount on Form 990, Part X, line 21?

☐ Yes

☐ No

b

If "Yes," explain the arrangement in Part XIII Check here if the explanation has been provided in Part XIII

☐

Part V

Endowment Funds. Complete if the organization answered "Yes" to Form 990, Part IV, line 10.

	(a)Current year	(b)Prior year	b (c)Two years back	(d)Three years back	(e)Four years back
1a Beginning of year balance					
b Contributions					
c Net investment earnings, gains, and losses					
d Grants or scholarships					
e Other expenditures for facilities and programs					
f Administrative expenses					
g End of year balance					

2

Provide the estimated percentage of the current year end balance (line 1g, column (a)) held as

a

Board designated or quasi-endowment

b

Permanent endowment

c

Temporarily restricted endowment

The percentages in lines 2a, 2b, and 2c should equal 100%

3a

Are there endowment funds not in the possession of the organization that are held and administered for the organization by

(i) unrelated organizations

3a(i)

Yes

No

(ii) related organizations

3a(ii)

Yes

No

b

If "Yes" to 3a(ii), are the related organizations listed as required on Schedule R?

3b

Yes

No

4

Describe in Part XIII the intended uses of the organization's endowment funds

Part VI

Land, Buildings, and Equipment. See Form 990, Part X, line 10.

Description of property	(a) Cost or other basis (investment)	(b)Cost or other basis (other)	(c) Accumulated depreciation	(d) Book value
1a Land		468,833		468,833
b Buildings		25,131,409	14,543,838	10,587,571
c Leasehold improvements				
d Equipment		11,856,610	8,621,030	3,235,580
e Other		1,197,572	887,750	309,822
Total. Add lines 1a through 1e (Column (d) must equal Form 990, Part X, column (B), line 10(c).)				14,601,806

Schedule D (Form 990) 2012

Part XI Reconciliation of Revenue per Audited Financial Statements With Revenue per Return

1	Total revenue, gains, and other support per audited financial statements		1	
2	Amounts included on line 1 but not on Form 990, Part VIII, line 12			
a	Net unrealized gains on investments	2a		
b	Donated services and use of facilities	2b		
c	Recoveries of prior year grants	2c		
d	Other (Describe in Part XIII)	2d		
e	Add lines 2a through 2d		2e	
3	Subtract line 2e from line 1		3	
4	Amounts included on Form 990, Part VIII, line 12, but not on line 1			
a	Investment expenses not included on Form 990, Part VIII, line 7b	4a		
b	Other (Describe in Part XIII)	4b		
c	Add lines 4a and 4b		4c	
5	Total revenue Add lines 3 and 4c . (This must equal Form 990, Part I, line 12)		5	

Part XII Reconciliation of Expenses per Audited Financial Statements With Expenses per Return

1	Total expenses and losses per audited financial statements		1	
2	Amounts included on line 1 but not on Form 990, Part IX, line 25			
a	Donated services and use of facilities	2a		
b	Prior year adjustments	2b		
c	Other losses	2c		
d	Other (Describe in Part XIII)	2d		
e	Add lines 2a through 2d		2e	
3	Subtract line 2e from line 1		3	
4	Amounts included on Form 990, Part IX, line 25, but not on line 1 :			
a	Investment expenses not included on Form 990, Part VIII, line 7b	4a		
b	Other (Describe in Part XIII)	4b		
c	Add lines 4a and 4b		4c	
5	Total expenses Add lines 3 and 4c . (This must equal Form 990, Part I, line 18)		5	

Part XIII Supplemental Information

Complete this part to provide the descriptions required for Part II, lines 3, 5, and 9, Part III, lines 1a and 4, Part IV, lines 1b and 2b, Part V, line 4, Part X, line 2, Part XI, lines 2d and 4b, and Part XII, lines 2d and 4b. Also complete this part to provide any additional information.

Identifier	Return Reference	Explanation
------------	------------------	-------------

SCHEDULE H
(Form 990)

Department of the Treasury
Internal Revenue Service

Hospitals

▶ **Complete if the organization answered "Yes" to Form 990, Part IV, question 20.**
▶ **Attach to Form 990. ▶ See separate instructions.**

OMB No 1545-0047

2012

Open to Public Inspection

Name of the organization
St Joseph's Hospital of Buckhannon Inc

Employer identification number
55-0356996

Part I

Financial Assistance and Certain Other Community Benefits at Cost

		Yes	No	
1a	Did the organization have a financial assistance policy during the tax year? If "No," skip to question 6a	1a	Yes	
b	If "Yes," was it a written policy?	1b	Yes	
2	If the organization had multiple hospital facilities, indicate which of the following best describes application of the financial assistance policy to its various hospital facilities during the tax year <input type="checkbox"/> Applied uniformly to all hospital facilities <input type="checkbox"/> Applied uniformly to most hospital facilities <input type="checkbox"/> Generally tailored to individual hospital facilities			
3	Answer the following based on the financial assistance eligibility criteria that applied to the largest number of the organization's patients during the tax year a Did the organization use Federal Poverty Guidelines (FPG) as a factor in determining eligibility for providing <i>free</i> care? If "Yes," indicate which of the following was the FPG family income limit for eligibility for <i>free</i> care <input type="checkbox"/> 100% <input type="checkbox"/> 150% <input type="checkbox"/> 200% <input checked="" type="checkbox"/> Other <u>12500 0000000000 %</u> b Did the organization use FPG as a factor in determining eligibility for providing <i>discounted</i> care? If "Yes," indicate which of the following was the family income limit for eligibility for discounted care <input checked="" type="checkbox"/> 200% <input type="checkbox"/> 250% <input type="checkbox"/> 300% <input type="checkbox"/> 350% <input type="checkbox"/> 400% <input type="checkbox"/> Other _____ % c If the organization used factors other than FPG in determining eligibility, describe in Part VI the income based criteria for determining eligibility for free or discounted care Include in the description whether the organization used an asset test or other threshold, regardless of income, as a factor in determining eligibility for free or discounted care 4 Did the organization's financial assistance policy that applied to the largest number of its patients during the tax year provide for free or discounted care to the "medically indigent"?	3a	Yes	
5a	Did the organization budget amounts for free or discounted care provided under its financial assistance policy during the tax year?	3b	Yes	
b	If "Yes," did the organization's financial assistance expenses exceed the budgeted amount?	4	Yes	
c	If "Yes" to line 5b, as a result of budget considerations, was the organization unable to provide free or discounted care to a patient who was eligible for free or discounted care?	5a	Yes	
6a	Did the organization prepare a community benefit report during the tax year?	5b		No
b	If "Yes," did the organization make it available to the public?	5c		
	Complete the following table using the worksheets provided in the Schedule H instructions Do not submit these worksheets with the Schedule H	6a	Yes	
		6b		No

7

Financial Assistance and Certain Other Community Benefits at Cost

Financial Assistance and Means-Tested Government Programs	(a) Number of activities or programs (optional)	(b) Persons served (optional)	(c) Total community benefit expense	(d) Direct offsetting revenue	(e) Net community benefit expense	(f) Percent of total expense
a Financial Assistance at cost (from Worksheet 1)			919,416		919,416	2 190 %
b Medicaid (from Worksheet 3, column a)			8,232,998	6,595,672	1,637,326	3 900 %
c Costs of other means-tested government programs (from Worksheet 3, column b)			201,612	184,329	17,283	0 040 %
d Total Financial Assistance and Means-Tested Government Programs			9,354,026	6,780,001	2,574,025	6 130 %
Other Benefits						
e Community health improvement services and community benefit operations (from Worksheet 4)			3,555	7,110	-3,555	0 %
f Health professions education (from Worksheet 5)						
g Subsidized health services (from Worksheet 6)						
h Research (from Worksheet 7)						
i Cash and in-kind contributions for community benefit (from Worksheet 8)						
j Total Other Benefits			3,555	7,110	-3,555	
k Total. Add lines 7d and 7j			9,357,581	6,787,111	2,570,470	6 130 %

Part II

Community Building Activities

Complete this table if the organization conducted any community building activities during the tax year, and describe in Part VI how its community building activities promoted the health of the communities it serves.

	(a) Number of activities or programs (optional)	(b) Persons served (optional)	(c) Total community building expense	(d) Direct offsetting revenue	(e) Net community building expense	(f) Percent of total expense
1	Physical improvements and housing					
2	Economic development					
3	Community support					
4	Environmental improvements					
5	Leadership development and training for community members					
6	Coalition building					
7	Community health improvement advocacy					
8	Workforce development		21,406		21,406	0.050 %
9	Other					
10	Total		21,406		21,406	0.050 %

Part III

Bad Debt, Medicare, & Collection Practices

Section A. Bad Debt Expense

1

Did the organization report bad debt expense in accordance with Healthcare Financial Management Association Statement No. 15?

1

Yes

2

Enter the amount of the organization's bad debt expense. Explain in Part VI the methodology used by the organization to estimate this amount.

2

2,719,197

3

Enter the estimated amount of the organization's bad debt expense attributable to patients eligible under the organization's financial assistance policy. Explain in Part VI the methodology used by the organization to estimate this amount and the rationale, if any, for including this portion of bad debt as community benefit.

3

679,799

4

Provide in Part VI the text of the footnote to the organization's financial statements that describes bad debt expense or the page number on which this footnote is contained in the attached financial statements.

Section B. Medicare

5

Enter total revenue received from Medicare (including DSH and IME).

5

5,433,800

6

Enter Medicare allowable costs of care relating to payments on line 5.

6

5,335,780

7

Subtract line 6 from line 5. This is the surplus (or shortfall).

7

98,020

8

Describe in Part VI the extent to which any shortfall reported in line 7 should be treated as community benefit. Also describe in Part VI the costing methodology or source used to determine the amount reported on line 6. Check the box that describes the method used.

☐ Cost accounting system

☒ Cost to charge ratio

☐ Other

Section C. Collection Practices

9a

Did the organization have a written debt collection policy during the tax year?

9a

Yes

b

If "Yes," did the organization's collection policy that applied to the largest number of its patients during the tax year contain provisions on the collection practices to be followed for patients who are known to qualify for financial assistance? Describe in Part VI.

9b

No

Part IV

Management Companies and Joint Ventures

(owned 10% or more by officers, directors, trustees, key employees, and physicians—see instructions)

(a) Name of entity	(b) Description of primary activity of entity	(c) Organization's profit % or stock ownership %	(d) Officers, directors, trustees, or key employees' profit % or stock ownership %	(e) Physicians' profit % or stock ownership %
1				
2				
3				
4				
5				
6				
7				
8				
9				
10				
11				
12				
13				

Part V

Facility Information

Section A. Hospital Facilities

(list in order of size from largest to smallest—see instructions)
How many hospital facilities did the organization operate during the tax year?
1

Name, address, and primary website address

		Licensed hospital	General medical & surgical	Children's hospital	Teaching hospital	Critical access hospital	Research facility	ER-24 hours	ER-other	Other (Describe)	Facility reporting group
1	St Joseph's Hosptial of Buckhannon 1 Amalia Drive Buckhannon, WV 26201	X	X					X		Skilled Nursing Facility, Outpatient Physician Clinic	

Part V Facility Information (continued)

Section B. Facility Policies and Practices

(Complete a separate Section B for each of the hospital facilities or facility reporting groups listed in Part V, Section A)

St Joseph's Hospital of Buckhannon Inc

Name of hospital facility or facility reporting group

For single facility filers only: line Number of Hospital Facility (from Schedule H, Part V, Section A)

1

		Yes	No
Community Health Needs Assessment (Lines 1 through 8c are optional for tax years beginning on or before March 23, 2012)			
1 During the tax year or either of the two immediately preceding tax years, did the hospital facility conduct a community health needs assessment (CHNA)? If "No," skip to line 9 If "Yes," indicate what the CHNA report describes (check all that apply) a <input checked="" type="checkbox"/> A definition of the community served by the hospital facility b <input checked="" type="checkbox"/> Demographics of the community c <input checked="" type="checkbox"/> Existing health care facilities and resources within the community that are available to respond to the health needs of the community d <input checked="" type="checkbox"/> How data was obtained e <input checked="" type="checkbox"/> The health needs of the community f <input checked="" type="checkbox"/> Primary and chronic disease needs and other health issues of uninsured persons, low-income persons, and minority groups g <input checked="" type="checkbox"/> The process for identifying and prioritizing community health needs and services to meet the community health needs h <input checked="" type="checkbox"/> The process for consulting with persons representing the community's interests i <input type="checkbox"/> Information gaps that limit the hospital facility's ability to assess the community's health needs j <input type="checkbox"/> Other (describe in Part VI) 2 Indicate the tax year the hospital facility last conducted a CHNA 20 <u>12</u> 3 In conducting its most recent CHNA, did the hospital facility take into account input from representatives of the community served by the hospital facility, including those with special knowledge of or expertise in public health? If "Yes," describe in Part VI how the hospital facility took into account input from persons who represent the community, and identify the persons the hospital facility consulted 4 Was the hospital facility's CHNA conducted with one or more other hospital facilities? If "Yes," list the other hospital facilities in Part VI 5 Did the hospital facility make its CHNA report widely available to the public? If "Yes," indicate how the CHNA report was made widely available (check all that apply) a <input checked="" type="checkbox"/> Hospital facility's website b <input type="checkbox"/> Available upon request from the hospital facility c <input type="checkbox"/> Other (describe in Part VI) 6 If the hospital facility addressed needs identified in its most recently conducted CHNA, indicate how (check all that apply to date) a <input checked="" type="checkbox"/> Adoption of an implementation strategy that addresses each of the community health needs identified through the CHNA b <input checked="" type="checkbox"/> Execution of the implementation strategy c <input checked="" type="checkbox"/> Participation in the development of a community-wide plan d <input checked="" type="checkbox"/> Participation in the execution of a community-wide plan e <input checked="" type="checkbox"/> Inclusion of a community benefit section in operational plans f <input checked="" type="checkbox"/> Adoption of a budget for provision of services that address the needs identified in the CHNA g <input checked="" type="checkbox"/> Prioritization of health needs in its community h <input checked="" type="checkbox"/> Prioritization of services that the hospital facility will undertake to meet health needs in its community i <input type="checkbox"/> Other (describe in Part VI) 7 Did the hospital facility address all of the needs identified in its most recently conducted CHNA? If "No," explain in Part VI which needs it has not addressed and the reasons why it has not addressed such needs 8a Did the organization incur an excise tax under section 4959 for the hospital facility's failure to conduct a CHNA as required by section 501(r)(3)? b If "Yes" to line 8a, did the organization file Form 4720 to report the section 4959 excise tax? c If "Yes" to line 8b, what is the total amount of section 4959 excise tax the organization reported on Form 4720 for all of its hospital facilities? \$_____	1	Yes	
	3	Yes	
	4		No
	5	Yes	
	7	Yes	
	8a		No
	8b		

Part V

Facility Information (continued)

Financial Assistance Policy		Yes	No
9 Did the hospital facility have in place during the tax year a written financial assistance policy that Explained eligibility criteria for financial assistance, and whether such assistance includes free or discounted care?		9	Yes
10 Used federal poverty guidelines (FPG) to determine eligibility for providing <i>free</i> care? If "Yes," indicate the FPG family income limit for eligibility for free care <u>125 00000000000000</u> % If "No," explain in Part VI the criteria the hospital facility used		10	Yes
11 Used FPG to determine eligibility for providing <i>discounted</i> care? If "Yes," indicate the FPG family income limit for eligibility for discounted care <u>200 00000000000000</u> % If "No," explain in Part VI the criteria the hospital facility used		11	Yes
12 Explained the basis for calculating amounts charged to patients? If "Yes," indicate the factors used in determining such amounts (check all that apply)		12	Yes
a <input checked="" type="checkbox"/> Income level			
b <input checked="" type="checkbox"/> Asset level			
c <input checked="" type="checkbox"/> Medical indigency			
d <input checked="" type="checkbox"/> Insurance status			
e <input checked="" type="checkbox"/> Uninsured discount			
f <input checked="" type="checkbox"/> Medicaid/Medicare			
g <input type="checkbox"/> State regulation			
h <input type="checkbox"/> Other (describe in Part VI)			
13 Explained the method for applying for financial assistance?		13	Yes
14 Included measures to publicize the policy within the community served by the hospital facility? If "Yes," indicate how the hospital facility publicized the policy (check all that apply)		14	Yes
a <input type="checkbox"/> The policy was posted on the hospital facility's website			
b <input type="checkbox"/> The policy was attached to billing invoices			
c <input checked="" type="checkbox"/> The policy was posted in the hospital facility's emergency rooms or waiting rooms			
d <input checked="" type="checkbox"/> The policy was posted in the hospital facility's admissions offices			
e <input type="checkbox"/> The policy was provided, in writing, to patients on admission to the hospital facility			
f <input checked="" type="checkbox"/> The policy was available upon request			
g <input type="checkbox"/> Other (describe in Part VI)			
Billing and Collections			
15 Did the hospital facility have in place during the tax year a separate billing and collections policy, or a written financial assistance policy (FAP) that explained actions the hospital facility may take upon non-payment?		15	Yes
16 Check all of the following actions against an individual that were permitted under the hospital facility's policies during the tax year before making reasonable efforts to determine the patient's eligibility under the facility's FAP			
a <input type="checkbox"/> Reporting to credit agency			
b <input type="checkbox"/> Lawsuits			
c <input type="checkbox"/> Liens on residences			
d <input type="checkbox"/> Body attachments			
e <input type="checkbox"/> Other similar actions (describe in Part VI)			
17 Did the hospital facility or an authorized third party perform any of the following actions during the tax year before making reasonable efforts to determine the patient's eligibility under the facility's FAP? If "Yes," check all actions in which the hospital facility or a third party engaged		17	No
a <input type="checkbox"/> Reporting to credit agency			
b <input type="checkbox"/> Lawsuits			
c <input type="checkbox"/> Liens on residences			
d <input type="checkbox"/> Body attachments			
e <input type="checkbox"/> Other similar actions (describe in Part VI)			

Part V

Facility Information (continued)

- 18
- Indicate which efforts the hospital facility made before initiating any of the actions listed in line 17 (check all that apply)
- a

☐

Notified individuals of the financial assistance policy on admission
- b

☒

Notified individuals of the financial assistance policy prior to discharge
- c

☒

Notified individuals of the financial assistance policy in communications with the patients regarding the patients' bills
- d

☒

Documented its determination of whether patients were eligible for financial assistance under the hospital facility's financial assistance policy
- e

☐

Other (describe in Part VI)

Policy Relating to Emergency Medical Care

		Yes	No
19	Did the hospital facility have in place during the tax year a written policy relating to emergency medical care that requires the hospital facility to provide, without discrimination, care for emergency medical conditions to individuals regardless of their eligibility under the hospital facility's financial assistance policy? If "No," indicate why	Yes	
a	<input type="checkbox"/> The hospital facility did not provide care for any emergency medical conditions		
b	<input type="checkbox"/> The hospital facility's policy was not in writing		
c	<input type="checkbox"/> The hospital facility limited who was eligible to receive care for emergency medical conditions (describe in Part VI)		
d	<input type="checkbox"/> Other (describe in Part VI)		

Charges to Individuals Eligible for Assistance under the FAP (FAP-Eligible Individuals)

20	Indicate how the hospital facility determined, during the tax year, the maximum amounts that can be charged to FAP-eligible individuals for emergency or other medically necessary care		
a	<input type="checkbox"/> The hospital facility used its lowest negotiated commercial insurance rate when calculating the maximum amounts that can be charged		
b	<input type="checkbox"/> The hospital facility used the average of its three lowest negotiated commercial insurance rates when calculating the maximum amounts that can be charged		
c	<input type="checkbox"/> The hospital facility used the Medicare rates when calculating the maximum amounts that can be charged		
d	<input checked="" type="checkbox"/> Other (describe in Part VI)		
21	During the tax year, did the hospital facility charge any FAP-eligible individuals to whom the hospital facility provided emergency or other medically necessary services, more than the amounts generally billed to individuals who had insurance covering such care? If "Yes," explain in Part VI		No
22	During the tax year, did the hospital facility charge any FAP-eligible individuals an amount equal to the gross charge for any service provided to that individual? If "Yes," explain in Part VI		No

Part V

Facility Information (continued)

Section C. Other Health Care Facilities That Are Not Licensed, Registered, or Similarly Recognized as a Hospital Facility

(list in order of size, from largest to smallest)

How many non-hospital health care facilities did the organization operate during the tax year?

5

Name and address	Type of Facility (describe)
1 St Joseph's Hospital 1 Amalia Drive Buckhannon, WV 26201	Skilled nursing facility
2 St Joseph's Hospital 1 Amalia Drive Buckhannon, WV 26201	Physician Clinics
3 St Joseph's Hospital 1 Amalia Drive Buckhannon, WV 26201	DME Services
4 St Joseph's Hospital 1 Amalia Drive Buckhannon, WV 26201	Home Health
5 St Joseph's Hospital 1 Amalia Drive Buckhannon, WV 26201	Hospice
6	
7	
8	
9	
10	

Part VI

Supplemental Information

Complete this part to provide the following information

- 1
- Required descriptions.** Provide the descriptions required for Part I, lines 3c, 6a, and 7, Part II, Part III, lines 4, 8, and 9b, Part V, Section A, and Part V, Section B, lines 1j, 3, 4, 5c, 6l, 7, 10, 11, 12h, 14g, 16e, 17e, 18e, 19c, 19d, 20d, 21, and 22
- 2
- Needs assessment.** Describe how the organization assesses the health care needs of the communities it serves, in addition to any needs assessments reported in Part V, Section B
- 3
- Patient education of eligibility for assistance.** Describe how the organization informs and educates patients and persons who may be billed for patient care about their eligibility for assistance under federal, state, or local government programs or under the organization's financial assistance policy
- 4
- Community information.** Describe the community the organization serves, taking into account the geographic area and demographic constituents it serves
- 5
- Promotion of community health.** Provide any other information important to describing how the organization's hospital facilities or other health care facilities further its exempt purpose by promoting the health of the community (e g , open medical staff, community board, use of surplus funds, etc)
- 6
- Affiliated health care system.** If the organization is part of an affiliated health care system, describe the respective roles of the organization and its affiliates in promoting the health of the communities served
- 7
- State filing of community benefit report.** If applicable, identify all states with which the organization, or a related organization, files a community benefit report
- 8
- Facility reporting group(s).** If applicable, for each hospital facility in a facility reporting group provide the descriptions required for Part V, Section B, lines 1j, 3, 4, 5c, 6l, 7, 10, 11, 12h, 14g, 16e, 17e, 18e, 19c, 19d, 20d, 21, and 22

Identifier	ReturnReference	Explanation
		Part I, Line 3c Uncompensated Care Procedure 1) Anyone applying for uncompensated care will be required to fill out an Uncompensated Care Application This can be done in the following manner a) The admissions clerk can take the application at the time of the admission b) The Credit/Collection department can take the application when doing financial assessment c) The application can be taken any time during the billing cycle d) The application can be mailed to the patient 2) Anyone applying for uncompensated care will be required to provide the hospital with proof of income The proof of income can be as listed a) Tax return from most recent year of filing, check stubs from the last three months or a check stub showing year-to-date earnings b) A statement of earnings from the employer or source of income c) Medicaid denial letter or verification through WVDHHR screening website The associate will insure that Medicaid eligibility is solicited If appropriate documentation is not attached, application will be denied d) Listing of all assets, ATV's, Boats, Campers, Property, Stocks, Bonds, CD's etc The most current months bank statement is required 3) The Business Office Manager or his/her designee will make all determinations a) The Monthly income is listed and multiplied by 12 b) The chart is referenced to determine uncompensated eligibility c) If eligible, this is noted and signed by the associate d) If not eligible, expense information is analyzed Non-discretionary expenses are considered necessities of life or job (shelter, food, utilities, car loan, etc) e) Comparison of expenses to income determines disposable income for payment of a hospital debt f) Total expenses are then totaled, with the same expense to income comparison g) Accounts will be required to have asset information verified with the county assessor's office If cash convertible asset information is exactly twice the amount of the patient portion of the St Joseph's Hospital bill or more, applicant is not eligible for assistance If substantial hard assets exist, they will be considered 4) A patient will be notified if Uncompensated Care is denied or a percentage is granted 5) Accounts approved for uncompensated care will be written off using the appropriate forms and codes 6) Medicare accounts that are written off to Uncompensated Care must be listed on the Medicare bad Debt Compliance Checklist Medicare accounts will be required to have asset information verified with the county assessors office 7) Determination for Uncompensated Care will be based on annual income guidelines (see attachment) Determination will be made at the end of each month 8) St Joseph's Hospital will make medically necessary services available on an inpatient or outpatient basis to individuals who cannot afford to pay for such services 9) Accounts that have been referred to a collection agency will not be eligible for consideration
		Part I, Line 7, Column (f) The Bad Debt expense included on Form 990, Part IX, Line 25, Column (A), but subtracted for purposes of calculating the percentage in this column is \$ 6211048

Identifier	ReturnReference	Explanation
		Part II The recruitment of physicians to this community is vital for the health of the community
		Part III, Line 4 Patient accounts receivable Patient accounts receivable are carried at the net realizable value less an estimate for doubtful or uncollectible accounts The allowance is based upon a review of the outstanding balances, aged by financial class Management uses collection percentages, based upon historical collection experience, to determine collectability Management also reviews troubled, aged accounts to determine collection potential Patient accounts receivable are written off when deemed uncollectible Recoveries of accounts previously written off are recorded as a reduction to bad debt expense when received Interest is not charged on patient accounts receivable Upshur County WV is the primary service area for St Joseph's Hospital The 2010 census showed that 19.3% of the population in Upshur county to be below poverty level Thus, 19.3% of the bad debt cost was used to calculate the estimated amount of the Organization's bad debt expense attributable to patients under the Organization's financial assistance policy The cost of bad debt expense was determined using the cost to charge ratio The amount of bad debt expense attributable to patients under the financial assistance policy is estimated to be 25% of bad debt expense using patient accounting department's personal experience

Identifier	ReturnReference	Explanation
		Part III, Line 9b Prior to an account going to collections, especially if it is a self-pay patient, the Organization checks Medicaid and charity eligibility St Joseph's hospital requires all self-pay patients to talk to a financial counselor to determine qualification for charity care and Medicaid programs Self-pay patients are required to show proof that they have been denied by Medicaid After it is determined that self-pay patients do not qualify for assistance, and if they are still unable to pay their bills, they are set up on a payment plan suited to their income level Only when a self-pay patient falls behind on his/her payments and it is certain he or she does not qualify for assistance are they sent to a collection agency
St Joseph's Hospital of Buckhannon, Inc		Part V, Section B, Line 12h Debt to income ratio

Identifier	ReturnReference	Explanation
St Joseph's Hospital of Buckhannon, Inc		Part V, Section B, Line 20d Patients with no insurance coverage are considered self-pay patients Those patients are automatically given a 15% uninsured discount from gross charges, based on commercial insurance average
		Part VI, Line 2 St Joseph's Hospital has contracted with an outside company to perform the community wide needs assessment survey and has translated this information into the Community Health Needs Assessment Report which outlines actions taken In addition, an outside company performs post admission surveys for all inpatients This survey includes questions regarding whether the patient's needs were met during the stay, and the hospital reviews this HCAHPS data to determine what services may need to be added based on that data

Identifier	ReturnReference	Explanation
		Part VI, Line 4 St Joseph's Hospital is located in a small town in a rural, mountainous region of West Virginia The hospital serves its home county (with a population of approximately 24,477 residents), as well as parts of five surrounding counties The population served is an aging population with growing health concerns In St Joseph's Hospital's home county, 17 0% of the population is below the poverty level and only 15 4% have a college degree The teen pregnancy rate is 32%
		Part VI, Line 5 St Joseph's hospital promotes the health of the community by maintaining an open medical staff, using community members on its board of directors, providing support of community health activities (blood screenings, health fair, flu shot clinics, etc) The Hospital has also been actively recruiting both primary care providers and specialists to meet the health care needs of our service area

Identifier	ReturnReference	Explanation
		Part VI, Line 6 St Joseph's Hospital of Buckhannon, Inc is a not-for-profit health care facility wholly sponsored by Pallottine Health Services, Inc (PHS) Pallottine Health Services is a ministry of the Pallottine Missionary Sisters and includes both St Joseph Hospital of Buckhannon, West Virginia and St Mary's Medical Center of Huntington, West Virginia Both of these hospitals are committed to the core values of compassion, hospitality, reverence, interdependence, stewardship, and trust PHS files a community benefit report every three years in West Virginia St Joseph's Hospital is included in this community benefit report

Schedule J
(Form 990)

Department of the Treasury
Internal Revenue Service

Compensation Information

For certain Officers, Directors, Trustees, Key Employees, and Highest Compensated Employees

▶ Complete if the organization answered "Yes" to Form 990, Part IV, question 23.

▶ Attach to Form 990. ▶ See separate instructions.

OMB No 1545-0047

2012

Open to Public Inspection

Name of the organization
St Joseph's Hospital of Buckhannon Inc

Employer identification number
55-0356996

Part I

Questions Regarding Compensation

	Yes	No
<div><div>1a</div><div>Check the appropriate box(es) if the organization provided any of the following to or for a person listed in Form 990, Part VII, Section A, line 1a Complete Part III to provide any relevant information regarding these items</div><div><div><div><input type="checkbox"/> First-class or charter travel</div><div><input type="checkbox"/> Travel for companions</div><div><input type="checkbox"/> Tax idemnification and gross-up payments</div><div><input type="checkbox"/> Discretionary spending account</div></div><div><div><input type="checkbox"/> Housing allowance or residence for personal use</div><div><input type="checkbox"/> Payments for business use of personal residence</div><div><input type="checkbox"/> Health or social club dues or initiation fees</div><div><input type="checkbox"/> Personal services (e g , maid, chauffeur, chef)</div></div></div></div>		
<div><div>1b</div><div>If any of the boxes in line 1a are checked, did the organization follow a written policy regarding payment or reimbursement or provision of all of the expenses described above? If "No," complete Part III to explain</div></div>		
<div><div>2</div><div>Did the organization require substantiation prior to reimbursing or allowing expenses incurred by all officers, directors, trustees, and the CEO/Executive Director, regarding the items checked in line 1a?</div></div>	Yes	
<div><div>3</div><div>Indicate which, if any, of the following the filing organization used to establish the compensation of the organization's CEO/Executive Director Check all that apply Do not check any boxes for methods used by a related organization to establish compensation of the CEO/Executive Director, but explain in Part III</div><div><div><div><input checked="" type="checkbox"/> Compensation committee</div><div><input checked="" type="checkbox"/> Independent compensation consultant</div><div><input checked="" type="checkbox"/> Form 990 of other organizations</div></div><div><div><input checked="" type="checkbox"/> Written employment contract</div><div><input checked="" type="checkbox"/> Compensation survey or study</div><div><input checked="" type="checkbox"/> Approval by the board or compensation committee</div></div></div></div>		
<div><div>4</div><div>During the year, did any person listed in Form 990, Part VII, Section A, line 1a with respect to the filing organization or a related organization</div></div>		
<div><div>4a</div><div>Receive a severance payment or change-of-control payment?</div></div>		No
<div><div>4b</div><div>Participate in, or receive payment from, a supplemental nonqualified retirement plan?</div></div>	Yes	
<div><div>4c</div><div>Participate in, or receive payment from, an equity-based compensation arrangement?</div></div> <div>If "Yes" to any of lines 4a-c, list the persons and provide the applicable amounts for each item in Part III</div>		No
<div><div></div><div>Only 501(c)(3) and 501(c)(4) organizations only must complete lines 5-9.</div></div>		
<div><div>5</div><div>For persons listed in Form 990, Part VII, Section A, line 1a, did the organization pay or accrue any compensation contingent on the revenues of</div></div>		
<div><div>5a</div><div>The organization?</div></div>		No
<div><div>5b</div><div>Any related organization?</div></div> <div>If "Yes," to line 5a or 5b, describe in Part III</div>		No
<div><div>6</div><div>For persons listed in Form 990, Part VII, Section A, line 1a, did the organization pay or accrue any compensation contingent on the net earnings of</div></div>		
<div><div>6a</div><div>The organization?</div></div>		No
<div><div>6b</div><div>Any related organization?</div></div> <div>If "Yes," to line 6a or 6b, describe in Part III</div>		No
<div><div>7</div><div>For persons listed in Form 990, Part VII, Section A, line 1a, did the organization provide any non-fixed payments not described in lines 5 and 6? If "Yes," describe in Part III</div></div>		No
<div><div>8</div><div>Were any amounts reported in Form 990, Part VII, paid or accrued pursuant to a contract that was subject to the initial contract exception described in Regulations section 53 4958-4(a)(3)? If "Yes," describe in Part III</div></div>		No
<div><div>9</div><div>If "Yes" to line 8, did the organization also follow the rebuttable presumption procedure described in Regulations section 53 4958-6(c)?</div></div>		

Part II Officers, Directors, Trustees, Key Employees, and Highest Compensated Employees. Use duplicate copies if additional space is needed.

For each individual whose compensation must be reported in Schedule J, report compensation from the organization on row (i) and from related organizations, described in the instructions, on row (ii) Do not list any individuals that are not listed on Form 990, Part VII
Note. The sum of columns (B)(i)-(iii) for each listed individual must equal the total amount of Form 990, Part VII, Section A, line 1a, applicable column (D) and (E) amounts for that individual

(A) Name and Title		(B) Breakdown of W-2 and/or 1099-MISC compensation			(C) Retirement and other deferred compensation	(D) Nontaxable benefits	(E) Total of columns (B)(i)-(D)	(F) Compensation reported as deferred in prior Form 990
		(i) Base compensation	(ii) Bonus & incentive compensation	(iii) Other reportable compensation				
(1) Sue Johnson-Phillippe President & CEO	(i)	0	0	0	0	0	0	0
	(ii)	239,556	10,000	8,400	0	0	257,956	0
(2) Michael G Sellards President & CEO - SMMC/PHS	(i)	0	0	0	0	0	0	0
	(ii)	583,185	121,616	138,305	24,209	26,293	893,608	98,825
(3) John Rollins Chief of Staff	(i)	280,376	0	0	0	7,309	287,685	0
	(ii)	0	0	0	0	0	0	0
(4) Susan Long General Surgeon	(i)	519,418	0	0	0	7,801	527,219	0
	(ii)	0	0	0	0	0	0	0
(5) James Kim Orthopedic Surgeon	(i)	468,748	0	0	0	10,936	479,684	0
	(ii)	0	0	0	0	0	0	0
(6) Yaser Kalash Cardiologist	(i)	450,006	0	0	0	13,451	463,457	0
	(ii)	0	0	0	0	0	0	0
(7) Salvatore Lanasa General Surgeon	(i)	496,332	0	0	0	7,309	503,641	0
	(ii)	0	0	0	0	0	0	0
(8) Douglas E McKinney Physician	(i)	319,800	0	0	0	7,567	327,367	0
	(ii)	0	0	0	0	0	0	0

Part III **Supplemental Information**

Complete this part to provide the information, explanation, or descriptions required for Part I, lines 1a, 1b, 3, 4a, 4b, 4c, 5a, 5b, 6a, 6b, 7, and 8, and for Part II. Also complete this part for any additional information.

Identifier	Return Reference	Explanation
	Part I, Line 4b	During the 2013 fiscal year, Michael Sellards, an officer of the Organization who is paid by a related organization, received payment of \$98,825.04 under a supplemental non-qualified retirement plan (SERP).

Schedule L
(Form 990 or 990-EZ)

Transactions with Interested Persons

OMB No 1545-0047

2012

Open to Public Inspection

▶ Complete if the organization answered "Yes" on Form 990, Part IV, lines 25a, 25b, 26, 27, 28a, 28b, or 28c, or Form 990-EZ, Part V, line 38a or 40b.

▶ Attach to Form 990 or Form 990-EZ. ▶ See separate instructions.

Name of the organization
St Joseph's Hospital of Buckhannon Inc

Employer identification number
55-0356996

Part I

Excess Benefit Transactions (section 501(c)(3) and section 501(c)(4) organizations only).

Complete if the organization answered "Yes" on Form 990, Part IV, line 25a or 25b, or Form 990-EZ, Part V, line 40b

1	(a) Name of disqualified person	(b) Relationship between disqualified person and organization	(c) Description of transaction	(d) Corrected?	
				Yes	No

2 Enter the amount of tax incurred by organization managers or disqualified persons during the year under section 4958 ▶ \$

3 Enter the amount of tax, if any, on line 2, above, reimbursed by the organization ▶ \$

Part II

Loans to and/or From Interested Persons.

Complete if the organization answered "Yes" on Form 990-EZ, Part V, line 38a, or Form 990, Part IV, line 26, or if the organization reported an amount on Form 990, Part X, line 5, 6, or 22

(a) Name of interested person	(b) Relationship with organization	(c) Purpose of loan	(d) Loan to or from the organization?		(e) Original principal amount	(f) Balance due	(g) In default?		(h) Approved by board or committee?		(i) Written agreement?	
			To	From			Yes	No	Yes	No	Yes	No
(1) Joseph Reed MD	Former board member	Purchase of a building	X		220,500	172,948		No	Yes		Yes	
Total ▶ \$						172,948						

Part III

Grants or Assistance Benefitting Interested Persons.

Complete if the organization answered "Yes" on Form 990, Part IV, line 27.

(a) Name of interested person	(b) Relationship between interested person and the organization	(c) Amount of assistance	(d) Type of assistance	(e) Purpose of assistance

Part IV Business Transactions Involving Interested Persons.

Complete if the organization answered "Yes" on Form 990, Part IV, line 28a, 28b, or 28c.

(a) Name of interested person	(b) Relationship between interested person and the organization	(c) Amount of transaction	(d) Description of transaction	(e) Sharing of organization's revenues?	
				Yes	No

Part V Supplemental Information

Complete this part to provide additional information for responses to questions on Schedule L (see instructions)

Identifier	Return Reference	Explanation
------------	------------------	-------------

SCHEDULE M
(Form 990)

Department of the Treasury
Internal Revenue Service

Noncash Contributions

►Complete if the organizations answered "Yes" on Form 990, Part IV, lines 29 or 30.
► Attach to Form 990.

OMB No 1545-0047

2012

Open to Public Inspection

Name of the organization
St Joseph's Hospital of Buckhannon Inc

Employer identification number
55-0356996

Part I Types of Property

	(a) Check if applicable	(b) Number of contributions or items contributed	(c) Noncash contribution amounts reported on Form 990, Part VIII, line 1g	(d) Method of determining noncash contribution amounts
1 Art—Works of art				
2 Art—Historical treasures				
3 Art—Fractional interests				
4 Books and publications				
5 Clothing and household goods				
6 Cars and other vehicles				
7 Boats and planes				
8 Intellectual property				
9 Securities—Publicly traded				
10 Securities—Closely held stock				
11 Securities—Partnership, LLC, or trust interests				
12 Securities—Miscellaneous				
13 Qualified conservation contribution—Historic structures				
14 Qualified conservation contribution—Other				
15 Real estate—Residential				
16 Real estate—Commercial				
17 Real estate—Other				
18 Collectibles				
19 Food inventory				
20 Drugs and medical supplies				
21 Taxidermy				
22 Historical artifacts				
23 Scientific specimens				
24 Archeological artifacts				
25 Other ► (<u>Medical Equipment</u>)	X	1	75,713	Replacement cost
26 Other ► (<u> </u>)				
27 Other ► (<u> </u>)				
28 Other ► (<u> </u>)				

29

Number of Forms 8283 received by the organization during the tax year for contributions for which the organization completed Form 8283, Part IV, Donee Acknowledgement

30a

During the year, did the organization receive by contribution any property reported in Part I, lines 1-28 that it must hold for at least three years from the date of the initial contribution, and which is not required to be used for exempt purposes for the entire holding period?

30a

Yes

No

b

If "Yes," describe the arrangement in Part II

31

Does the organization have a gift acceptance policy that requires the review of any non-standard contributions?

31

Yes

32a

Does the organization hire or use third parties or related organizations to solicit, process, or sell noncash contributions?

32a

No

b

If "Yes," describe in Part II

33

If the organization did not report an amount in column (c) for a type of property for which column (a) is checked, describe in Part II

For Paperwork Reduction Act Notice, see the Instructions for Form 990.

Cat No 51227J

Schedule M (Form 990) (2012)

Part II

Supplemental Information. Complete this part to provide the information required by Part I, lines 30b, 32b, and 33, and whether the organization is reporting in Part I, column (b), the number of contributions, the number of items received, or a combination of both. Also complete this part for any additional information.

Identifier	Return Reference	Explanation
------------	------------------	-------------

SCHEDULE O

(Form 990 or 990-EZ)

Department of the Treasury
Internal Revenue Service

Supplemental Information to Form 990 or 990-EZ

Complete to provide information for responses to specific questions on
Form 990 or to provide any additional information.
▶ Attach to Form 990 or 990-EZ.

OMB No 1545-0047

2012

Open to Public
Inspection

Name of the organization St Joseph's Hospital of Buckhannon Inc	Employer identification number 55-0356996
--	--

Identifier	Return Reference	Explanation
	Form 990, Part VI, Section A, line 6	The Organization is a membership (not a stock) corporation under West Virginia State law The Organization's sole corporate member is Pallottine Health Services, a related not-for-profit organization

Identifier	Return Reference	Explanation
	Form 990, Part VI, Section A, line 7a	In accordance with the terms and requirements of its governing documents (i.e. bylaws), on an annual basis, the Organization's current board members recommend the list of candidates for membership to the governing body for the subsequent term to the St. Joseph's Hospital board of directors. The Pallottine Health Services board of directors will approve and elect these candidates to serve as the organization's board of directors.

Identifier	Return Reference	Explanation
	Form 990, Part VI, Section A, line 7b	Pallottine Health Services, as the sole corporate member, also has the right to approve or ratify significant decisions of the Organization's governing body including the amendment of bylaws and charters, removal of members of the governing body, and the decision to dissolve the organization

Identifier	Return Reference	Explanation
	Form 990, Part VI, Section B, line 11	The Form 990 is review ed by the organization's management (A team comprised of representatives of the finance and administration departments) in consultation with an accounting firm (Arnett Foster Toothman) The financial review is based on the organization's audited financial statements for the relevant time period Before the Form 990 is filed with the IRS, the finance committee of the organization's board of directors reviews the Form 990 Relevant portion of the form 990 are transmitted to the board before the return is filed

Identifier	Return Reference	Explanation
	Form 990, Part VI, Section B, line 12c	Upon employment and annually thereafter, each key employee and officer of the organization is required to complete a conflict of interest and disclosure form, providing sufficient information about his/her personal interests and relationships so the organization can (1) determine whether any potential or actual conflicts of interest may exist, and (2) monitor work or service assignments to avoid placing the key employee, officer or director in a position where there may be an appearance (potential or actual) of a conflict of interest or a question of objectivity The completed conflict of interest and disclosure forms for directors are returned to the organization These members are monitored and not assigned any projects that would create any potential conflict of interest The determination of conflict of interest would be made at the PHS board level Any board member with a potential conflict recuses himself or herself from all discussions regarding the conflict

Identifier	Return Reference	Explanation
	Form 990, Part VI, Section B, line 15	Pallottine Health Services (PHS), the organization's single member, regularly provides documentation to PHS's compensation committee with respect to the compensation of the Organization's officers and key employees for review and approval. Such information includes comparable data from similar size tax-exempt organizations in Buckhannon, West Virginia and surrounding communities as well as compensation for these positions (as disclosed on Form 990) with other organizations in the health care industry that are of similar size, demographics, and geography. Review and approval of the compensation arrangement by the officers/executive committee is documented.

Identifier	Return Reference	Explanation
	Form 990, Part VI, Section C, line 19	The organization makes its governing documents, conflict of interest policy, and financial statements available to the public upon request at its office at 1 Amalia Drive, Buckhannon, WV 26201 A nominal fee is charged if copies are requested

Identifier	Return Reference	Explanation
Changes in Net Assets or Fund Balances	Form 990, Part XI, line 9	Change in pension plan funded status 2,342,764 Additional revenue adjusted through net assets on financial statements -10,024

Identifier	Return Reference	Explanation
Clarification of 'no' response	Form 990, Part IV, Question 24A	St Joseph's Hospital is part of the obligated group for tax-exempt bonds held by Pallottine Health Services All bonds are reported on the Pallottine Health Services Form 990 for the year ended 9/30/13

SCHEDULE R
(Form 990)

Department of the Treasury
Internal Revenue Service

Related Organizations and Unrelated Partnerships

▶ Complete if the organization answered "Yes" to Form 990, Part IV, line 33, 34, 35, 36, or 37.
▶ Attach to Form 990. ▶ See separate instructions.

OMB No 1545-0047

2012

Open to Public Inspection

Name of the organization
St Joseph's Hospital of Buckhannon Inc

Employer identification number
55-0356996

Part I Identification of Disregarded Entities (Complete if the organization answered "Yes" to Form 990, Part IV, line 33.)					
(a) Name, address, and EIN (if applicable) of disregarded entity	(b) Primary activity	(c) Legal domicile (state or foreign country)	(d) Total income	(e) End-of-year assets	(f) Direct controlling entity

Part II Identification of Related Tax-Exempt Organizations (Complete if the organization answered "Yes" to Form 990, Part IV, line 34 because it had one or more related tax-exempt organizations during the tax year.)							
(a) Name, address, and EIN of related organization	(b) Primary activity	(c) Legal domicile (state or foreign country)	(d) Exempt Code section	(e) Public charity status (if section 501(c)(3))	(f) Direct controlling entity	(g) Section 512(b)(13) controlled entity?	
						Yes	No
(1) Pallottine Health Services 2900 First Avenue Huntington, WV 25702 55-0688201	Parent - management	WV	501(C)(3)	11a	N/A		No
(2) Pallottine Missionary Sisters 1 Amalia Drive Buckhannon, WV 26201 43-1783315	Church	MO	501(C)(3)	1	N/A		No
(3) St Mary's Medical Center 2900 First Avenue Huntington, WV 25702 55-0357050	Hospital	WV	501(C)(3)	3	Pallottine Health Services		No
(4) St Mary's Medical Center Foundation 2900 First Avenue Huntington, WV 25702 14-1887211	Foundation	WV	501(C)(3)	11b	St Mary's Medical Center		No
(5) St Joseph's Foundation of Buckhannon 1 Amalia Drive Buckhannon, WV 26201 55-0727650	Foundation	WV	501(C)(3)	11c	St Joseph's Hospital of Buckhannon	Yes	

Part III

Identification of Related Organizations Taxable as a Partnership (Complete if the organization answered "Yes" to Form 990, Part IV, line 34 because it had one or more related organizations treated as a partnership during the tax year.)

(a) Name, address, and EIN of related organization	(b) Primary activity	(c) Legal domicile (state or foreign country)	(d) Direct controlling entity	(e) Predominant income(related, unrelated, excluded from tax under sections 512- 514)	(f) Share of total income	(g) Share of end-of-year assets	(h) Dispropportionate allocations?		(i) Code V—UBI amount in box 20 of Schedule K-1 (Form 1065)	(j) General or managing partner?		(k) Percentage ownership
							Yes	No		Yes	No	
(1) St Mary's Occupational Health and Medical Services 2900 First Avenue Huntington, WV 25702 54-2136110	Medical Services	WV	N/A									
(2) Tri-State MRI 2900 First Avenue Huntington, WV 25702 55-0669726	Medical Services	WV	N/A									
(3) Claire-Frances Health Services 200 Mall Road Suite 3 Ashland, KY 41101 31-1517507	Medical Services	WV	N/A									
(4) Huntington Area MRI 2900 First Avenue Huntington, WV 25702 26-1877332	Medical Services	WV	N/A									

Part IV

Identification of Related Organizations Taxable as a Corporation or Trust (Complete if the organization answered "Yes" to Form 990, Part IV, line 34 because it had one or more related organizations treated as a corporation or trust during the tax year.)

(a) Name, address, and EIN of related organization	(b) Primary activity	(c) Legal domicile (state or foreign country)	(d) Direct controlling entity	(e) Type of entity (C corp, S corp, or trust)	(f) Share of total income	(g) Share of end- of-year assets	(h) Percentage ownership	(i) Section 512 (b)(13) controlled entity?	
								Yes	No
(1) Upshur Medical Management Services 1 Amalia Drive Buckhannon, WV 26201 55-0727649	Inactive	WV	Saint Joseph's Hospital	C			100 000 %	Yes	
(2) Vanguard Financial Services 2900 First Avenue Huntington, WV 25702 45-0496141	Collection Agency	WV	N/A	C					No

Part V

Transactions With Related Organizations (Complete if the organization answered "Yes" to Form 990, Part IV, line 34, 35b, or 36.)

Note. Complete line 1 if any entity is listed in Parts II, III, or IV of this schedule

1 During the tax year, did the organization engage in any of the following transactions with one or more related organizations listed in Parts II-IV?

a Receipt of (i) interest (ii) annuities (iii) royalties or (iv) rent from a controlled entity

b Gift, grant, or capital contribution to related organization(s)

c Gift, grant, or capital contribution from related organization(s)

d Loans or loan guarantees to or for related organization(s)

e Loans or loan guarantees by related organization(s)

f Dividends from related organization(s)

g Sale of assets to related organization(s)

h Purchase of assets from related organization(s)

i Exchange of assets with related organization(s)

j Lease of facilities, equipment, or other assets to related organization(s)

k Lease of facilities, equipment, or other assets from related organization(s)

l Performance of services or membership or fundraising solicitations for related organization(s)

m Performance of services or membership or fundraising solicitations by related organization(s)

n Sharing of facilities, equipment, mailing lists, or other assets with related organization(s)

o Sharing of paid employees with related organization(s)

p Reimbursement paid to related organization(s) for expenses

q Reimbursement paid by related organization(s) for expenses

r Other transfer of cash or property to related organization(s)

s Other transfer of cash or property from related organization(s)

Yes

No

1a

1b

1c

1d

1e

1f

1g

1h

1i

1j

1k

1l

1m

1n

1o

1p

1q

1r

1s

No

No

Yes

No

Yes

No

No

No

No

No

No

No

Yes

No

Yes

Yes

No

No

No

2 If the answer to any of the above is "Yes," see the instructions for information on who must complete this line, including covered relationships and transaction thresholds

(a) Name of other organization	(b) Transaction type (a-s)	(c) Amount involved	(d) Method of determining amount involved
(1) St Joseph's Foundation of Buckhannon Inc	C	258,707	Internal accounting records
(2) St Joseph's Foundation of Buckhannon Inc	O	54,807	Internal accounting records

Schedule R (Form 990) 2012

Provide the following information for each entity taxed as a partnership through which the organization conducted more than five percent of its activities (measured by total assets or gross revenue) that was not a related organization. See instructions regarding exclusion for certain investment partnerships.

[illegible]

Software ID:
Software Version:
EIN: 55-0356996
Name: St Joseph's Hospital of Buckhannon Inc

Part VII Supplemental Information

Complete this part to provide additional information for responses to questions on Schedule R (see instructions)

Identifier	Return Reference	Explanation	
------------	------------------	-------------	--

-->



**PALLOTTINE HEALTH SERVICES, INC.
AND SUBSIDIARIES**

***Consolidated Financial
Statements
and
Other Supplementary
Financial Information***

September 30, 2013



CONTENTS

INDEPENDENT AUDITOR'S REPORT ON THE CONSOLIDATED FINANCIAL STATEMENTS	1 – 2
FINANCIAL STATEMENTS	
Consolidated balance sheets	3
Consolidated statements of operations and changes in net assets	4
Consolidated statements of cash flows	5
Notes to consolidated financial statements	6 - 34
<hr/>	
INDEPENDENT AUDITOR'S REPORT ON THE SUPPLEMENTARY FINANCIAL INFORMATION	35
<hr/>	
Pallottine Health Services, Inc. and Subsidiaries.	
Details of consolidation	
Details of consolidated balance sheet – 2013	36
Details of consolidated statement of operations and changes in net assets – 2013	37
Details of consolidated balance sheet – 2012	38
Details of consolidated statement of operations and changes in net assets – 2012	39
St Mary's Medical Center, Inc. and Subsidiaries	
Consolidated balance sheets	40
Consolidated statements of operations and changes in net assets	41
Details of consolidation	
Details of consolidated balance sheet – 2013	42
Details of consolidated statement of operations and changes in net assets – 2013	43
Details of consolidated balance sheet – 2012	44
Details of consolidated statement of operations and changes in net assets – 2012	45
St Joseph's Hospital of Buckhannon, Inc and Subsidiary	
Consolidated balance sheets	46
Consolidated statements of operations and changes in net assets	47
Details of consolidation	
Details of consolidated balance sheet – 2013	48
Details of consolidated statement of operations and changes in net assets – 2013	49
Details of consolidated balance sheet – 2012	50
Details of consolidated statement of operations and changes in net assets – 2012	51



INDEPENDENT AUDITOR'S REPORT ON THE CONSOLIDATED FINANCIAL STATEMENTS

To the Board of Trustees
Pallottine Health Services, Inc.
and Subsidiaries
Huntington, West Virginia

Report on the Financial Statements

We have audited the accompanying consolidated financial statements of Pallottine Health Services, Inc and its subsidiaries which comprise the consolidated balance sheets as of September 30, 2013 and 2012, and the related consolidated statements of operations and changes in net assets and cash flows for the years then ended and the related notes to the financial statements

Management's Responsibility for the Financial Statements

Management is responsible for the preparation and fair presentation of these consolidated financial statements in accordance with accounting principles generally accepted in the United States of America, this includes the design, implementation, and maintenance of internal control relevant to the preparation and fair presentation of consolidated financial statements that are free from material misstatement, whether due to fraud or error

Auditor's Responsibility

Our responsibility is to express an opinion on these consolidated financial statements based on our audits. We conducted our audits in accordance with auditing standards generally accepted in the United States of America. Those standards require that we plan and perform the audit to obtain reasonable assurance about whether the consolidated financial statements are free from material misstatement.

An audit involves performing procedures to obtain audit evidence about the amounts and disclosures in the consolidated financial statements. The procedures selected depend on the auditor's judgment, including the assessment of the risks of material misstatement of the consolidated financial statements, whether due to fraud or error. In making those risk assessments, the auditor considers internal control relevant to the entity's preparation and fair presentation of the consolidated financial statements in order to design audit procedures that are appropriate in the circumstances, but not for the purpose of expressing an opinion on the effectiveness of the entity's internal control. Accordingly, we express no such opinion. An audit also includes evaluating the appropriateness of accounting policies used and the reasonableness of significant accounting estimates made by management, as well as evaluating the overall presentation of the consolidated financial statements.

101 Washington Street East | P O Box 2629
Charleston, WV 25329
304 346 0441 | 800 642 2601

We believe that the audit evidence we have obtained is sufficient and appropriate to provide a basis for our audit opinion

Opinion

In our opinion, the consolidated financial statements referred to above present fairly, in all material respects, the financial position of Pallottine Health Services, Inc and its subsidiaries as of September 30, 2013 and 2012, and the results of its operations and its cash flows for the years then ended in accordance with accounting principles generally accepted in the United States of America

ARNETT FOSTER TOOTHMAN PLLC

Arnett Foster Toothman PLLC

Charleston, West Virginia
January 15, 2014

PALLOTTINE HEALTH SERVICES, INC. AND SUBSIDIARIES

CONSOLIDATED BALANCE SHEETS
September 30, 2013 and 2012

ASSETS	2013	2012
Current assets:		
Cash and cash equivalents	\$ 27,342,637	\$ 17,055,203
Patient accounts receivable, net of allowance for doubtful accounts of \$69,080,000 and \$65,260,000	66,855,062	62,159,699
Other accounts receivable	9,421,841	8,740,294
Inventories	10,679,756	11,231,317
Prepaid expenses	4,037,561	5,065,007
Estimated third-party settlements	-	5,524,707
Current portion of assets limited as to use	3,671,667	3,586,667
Total current assets	122,008,524	113,362,894
Assets limited as to use, net of amounts required to meet current liabilities	80,826,187	80,782,621
Property and equipment, net of accumulated depreciation	156,895,743	153,025,428
Other assets	937,643	988,134
Other investments	6,236,546	5,565,299
Total assets	\$ 366,904,643	\$ 353,724,376
LIABILITIES AND NET ASSETS		
Current liabilities:		
Notes payable	\$ -	\$ 1,539,138
Accounts payable and accrued expenses	39,761,096	35,558,416
Current portion of long-term debt	4,892,959	4,862,927
Estimated third-party settlements	396,670	-
Other current liabilities	5,773,874	8,999,263
Total current liabilities	50,824,599	50,959,744
Long-term debt	89,961,563	94,864,924
Accrued pension obligation	101,819,717	112,889,858
Other liabilities	6,526,070	6,933,071
Total liabilities	249,131,949	265,647,597
Net assets:		
Unrestricted	114,532,080	84,854,982
Temporarily restricted	3,215,614	3,196,797
Permanently restricted	25,000	25,000
Total net assets	117,772,694	88,076,779
Total liabilities and net assets	\$ 366,904,643	\$ 353,724,376

See Notes to Consolidated Financial Statements

PALLOTTINE HEALTH SERVICES, INC. AND SUBSIDIARIES

CONSOLIDATED STATEMENTS OF OPERATIONS AND CHANGES IN NET ASSETS
Years Ended September 30, 2013 and 2012

	2013	2012
Unrestricted revenues, gains, and other support		
Patient service revenues (net of contractual allowances and discounts)	\$ 450,276,968	\$ 447,464,351
Less Provision for bad debts	(40,625,506)	(42,216,505)
Net patient service revenue	409,651,462	405,247,846
Investment income	5,483,079	4,330,056
Electronic health record incentive reimbursement	3,878,096	1,263,912
Loss from partnership investments	(114,493)	(163,358)
Other	13,856,337	11,089,340
Total unrestricted revenues, gains, and other support	432,754,481	421,767,796
Expenses		
Salaries and wages	157,943,239	151,639,996
Employee benefits	61,264,369	60,437,511
Supplies	87,761,450	88,899,641
Purchased services	49,043,215	43,361,374
Plant operations	16,387,447	15,248,526
Interest	3,830,972	4,164,417
Depreciation and amortization	17,240,706	16,781,588
Provision for bad debts	1,566,599	1,821,304
Provider tax	11,122,352	10,858,801
Other	14,000,320	15,058,663
Total expenses	420,160,669	408,271,821
Excess of revenues over expenses from operations	12,593,812	13,495,975
Change in fair value of derivative obligation	3,147,139	(876,921)
Excess of revenues over expenses	15,740,951	12,619,054
Other changes in unrestricted net assets		
Net unrealized gain on investments	1,690,269	4,601,299
Change in pension plan funded status	12,246,058	(27,180,596)
Increase (decrease) in unrestricted net assets	29,677,278	(9,960,243)
Temporarily restricted net assets:		
Contributions and investment income, net	18,637	730,679
Increase (decrease) in net assets	29,695,915	(9,229,564)
Net assets, beginning of year	88,076,779	97,306,343
Net assets, end of year	\$ 117,772,694	\$ 88,076,779

See Notes to Consolidated Financial Statements

PALLOTTINE HEALTH SERVICES, INC. AND SUBSIDIARIES

CONSOLIDATED STATEMENTS OF CASH FLOWS

Years Ended September 30, 2013 and 2012

	2013	2012
Cash flows from operating activities		
Change in net assets	\$ 29,695,915	\$ (9,229,564)
Adjustments to reconcile increase in net assets to net cash provided by operating activities		
Depreciation and amortization	17,240,706	16,781,588
Provision for bad debts	40,625,506	42,216,505
Change in pension plan funded status	(12,246,058)	27,180,956
Change in fair value of derivative obligation	(3,147,139)	876,921
Net realized and unrealized (gains) losses on investments	(3,882,772)	(6,278,316)
Equity in undistributed earnings of unconsolidated affiliates	(671,247)	(519,138)
(Increase) decrease in accounts receivable	(45,320,869)	(40,505,604)
(Increase) decrease in other receivables	(681,547)	(6,231,442)
(Increase) decrease in prepaid expenses	1,027,446	1,105,463
(Increase) decrease in inventories	551,561	(462,344)
(Increase) decrease in other assets	47,388	54,023
(Increase) decrease in estimated third-party settlements	5,921,377	(582,602)
Increase (decrease) in accounts payable and accrued	4,202,680	(453,744)
Increase (decrease) in accrued pension obligation	1,175,917	795,862
Increase (decrease) in other liabilities	(485,251)	642,856
Net cash provided by operating activities	34,053,613	25,391,420
Cash flows from investing activities		
Change in assets limited as to use, net	3,754,206	(14,524,627)
Purchases of property and equipment	(21,107,918)	(19,451,938)
Net cash used in investing activities	(17,353,712)	(33,976,565)
Cash flows from financing activities		
Net borrowings (payments) on notes payable	(1,539,138)	(224,969)
Proceeds from long-term debt	-	1,561,273
Repayment of long-term debt	(4,873,329)	(6,295,154)
Net cash used in financing activities	(6,412,467)	(4,958,850)
Net increase (decrease) in cash and cash equivalents	10,287,434	(13,543,995)
Cash and cash equivalents, beginning of year	17,055,203	30,599,198
Cash and cash equivalents, end of year	\$ 27,342,637	\$ 17,055,203

Supplemental disclosures of cash flow information:

Cash paid for interest (net of amount capitalized) in 2013 and 2012 was approximately \$3,837,000 and \$4,185,000, respectively

PALLOTTINE HEALTH SERVICES, INC. AND SUBSIDIARIES

NOTES TO CONSOLIDATED FINANCIAL STATEMENTS

September 30, 2013 and 2012

Note 1. Description of Organization and Summary of Significant Accounting Policies

Description of organization: Pallottine Health Services, Inc. (PHS) is sponsored and operated by the Pallottine Missionary Sisters, Queen of Apostles Province (Sponsor), a Missouri not-for-profit corporation, and is a not-for-profit corporation exempt from income tax pursuant to Section 501(a) of the Internal Revenue Code. PHS provides management and administrative support services to its two wholly-sponsored hospitals, St Mary's Medical Center, Inc. (St Mary's) and St Joseph's Hospital of Buckhannon, Inc. (St Joseph's) (the Hospitals), which are not-for-profit health care facilities.

Principles of consolidation: The consolidated financial statements include the accounts of PHS, St Mary's and its other subsidiaries (St Mary's Foundation (SMF), Vanguard Financial Services (VFS), St Mary's Medical Management (SMMM) and its wholly-owned subsidiary, St Mary's Neurosurgery (SMN), and St Mary's Occupational Health Center (SMOHC), St Joseph's and its other subsidiary (St. Joseph's Foundation (SJF)). All significant intercompany amounts and transactions have been eliminated in consolidation.

Reclassifications: Certain 2012 amounts have been reclassified to conform to the 2013 presentation. Such reclassifications had no effect on the previously reported excess of revenues over expenses or change in net assets.

Use of estimates: The preparation of financial statements in conformity with accounting principles generally accepted in the United States of America requires management to make estimates and assumptions that affect the reported amounts of assets and liabilities and disclosure of contingent assets and liabilities at the date of the consolidated financial statements and the reported amounts of revenues and expenses during the reporting period. Actual results could differ from those estimates.

Basis of presentation: Net assets, gains and losses are classified based on donor-imposed restrictions. Accordingly, net assets of PHS and changes therein are classified and reported as follows:

Unrestricted - Unrestricted net assets include resources over which the Board of Trustees has discretionary control.

Temporarily restricted - Temporarily restricted net assets are those resources subject to restrictions imposed by donors, which are limited to a specific time period or purpose.

Permanently restricted - Permanently restricted net assets are those resources subject to a donor-imposed restriction that they be maintained permanently by the donee or for which perpetual trusts have been established.

Cash and cash equivalents: Cash and cash equivalents include investments in highly liquid debt instruments with original maturities of three months or less.

Patient accounts receivable: Patient accounts receivable are carried at the net realizable value less an estimate for doubtful or uncollectible accounts. The allowance is based upon a review of the outstanding balances, aged by financial class. Management uses collection percentages, based upon historical collection experience, to determine collectibility. Management also reviews troubled, aged accounts to determine collection potential. For receivables associated with services provided to patients who have third-party coverage, PHS analyzes contractually due amounts and provides an allowance for doubtful accounts and a provision for bad debts, if necessary (for example, expected uncollectible deductibles and copayments on accounts for which the third-party payor has not yet paid, or for payors who are known to be having financial difficulties that make the realization of amounts due unlikely). For receivables associated with self-pay patients (which includes both patients without insurance and patients with deductible and copayment balances due for which third-party coverage exists for part of the bill), PHS records a significant provision for bad debts in the period of service on the basis of its past experience, which indicates that many patients are unable or unwilling to pay the portion of their bill for which they are

PALLOTTINE HEALTH SERVICES, INC. AND SUBSIDIARIES**NOTES TO CONSOLIDATED FINANCIAL STATEMENTS****September 30, 2013 and 2012**

financially responsible. The difference between the standard rates (or the discounted rates if negotiated) and the amounts actually collected after all reasonable collection efforts have been exhausted is charged off against the allowance for doubtful accounts. Recoveries of accounts previously written off are recorded as a reduction to the provision for bad debt when received. Interest is not charged on patient accounts receivable.

PHS's allowance for doubtful accounts for self-pay patients was 81 percent of self-pay accounts receivable at September 30, 2013 and 2012. PHS's self-pay writeoffs decreased \$1,473,000 from approximately \$43,665,000 for the fiscal year 2012 to approximately \$42,192,106 for fiscal year 2013. PHS has not changed its charity care or uninsured discount policies during 2013. PHS does not maintain a material allowance for doubtful accounts from third-party payors, nor did it have significant writeoffs from third-party payors.

Inventories: Inventories are valued at amounts approximating the lower of cost (first-in, first-out method) or market.

Assets whose use is limited: Assets whose use is limited consists of assets designated by the Board of Trustees (the Board) primarily for future capital improvements. However, the Board retains control and may, at its discretion, subsequently use the assets for other purposes. Externally designated assets include assets held on behalf of the Sponsor, as well as funds held by the bond trustee for the retirement of debt and interest costs. Amounts required to meet current liabilities have been reclassified in the balance sheets at September 30, 2013 and 2012.

Investments: Investments in equity securities with readily determinable fair values and all investments in debt securities are measured at fair value in the balance sheet. Investment income or loss, including realized gains and losses on the sale of investments, is included in the excess (deficiency) of revenues over expenses, unless the income or loss is restricted by donor or law, in which case the income or loss is reported as a change in temporarily restricted net assets in the statements of operations and changes in net assets. Unrealized gains and losses on investments are excluded from the excess (deficiency) of revenues over expenses.

As further explained in Note 4, PHS accounts for its investments in various healthcare related entities using the equity basis of accounting. Under this method, PHS equity in the earnings or losses of the investment is reported in PHS's statement of operations.

PHS also has investments recorded at cost. Income from dividends and distributions are recognized in the statement of operations as they are distributed. These investments are reviewed for impairment and if factors indicate a decrease in the fair value of the investment has occurred below cost an impairment adjustment is recorded.

Property and equipment: Property and equipment acquisitions are recorded at cost. Depreciation is provided over the estimated useful life of each class of depreciable asset and is computed using the straight-line method. Equipment under capital lease obligations is amortized on the straight-line method over the shorter of the lease term or the useful life of the equipment. Such amortization is included in depreciation and amortization in the financial statements. Interest cost incurred on borrowed funds during the period of construction of capital assets is capitalized as a component of the cost of acquiring those assets.

PALLOTTINE HEALTH SERVICES, INC. AND SUBSIDIARIES**NOTES TO CONSOLIDATED FINANCIAL STATEMENTS****September 30, 2013 and 2012**

Excess of revenues over expenses: The statements of operations include excess of revenues over expenses. Changes in unrestricted net assets that are excluded from excess of revenues over expenses, consistent with industry practice, include unrealized gains and losses on investments other than trading securities, permanent transfers of assets to and from affiliates for other than goods and services, contributions of long-lived assets and change in pension plan funded status.

Net patient service revenue: The Hospitals have agreements with third-party payors that provide for payments at amounts different from their established rates. Payment arrangements include prospectively determined rates per discharge, reimbursed costs, discounted charges, and per diem payments. Net patient service revenue is reported at the estimated net realizable amounts from patients, third-party payors, and others for services rendered, including estimated retroactive adjustments under reimbursement agreements with third-party payors. Retroactive adjustments are accrued on an estimated basis in the period the related services are rendered and adjusted in future periods as final settlements are determined.

Charity care: The Hospitals provide care to patients who meet specific criteria, defined by their charity care policies, without charge or at amounts less than their established rates, as approved by the West Virginia Health Care Authority (HCA). Because the Hospitals do not pursue collection of amounts determined to qualify as charity care, such amounts are not reported as revenue.

Donor restrictions: Unconditional promises to give cash and other assets to PHS and its subsidiaries are reported at fair value at the date the promise is received. Conditional promises to give and indications of intentions to give are reported at fair value at the date the gift is received. The gifts are reported as either temporarily or permanently restricted support if they are received with donor stipulations that limit the use of the donated assets. When a donor restriction expires (that is, when a stipulated time restriction ends or a purpose restriction is accomplished), temporarily restricted net assets are reclassified as unrestricted net assets and reported in the statements of operations as net assets released from restrictions. Donor-restricted contributions whose restrictions are met within the same year as received are reflected as unrestricted gifts and bequests in the accompanying financial statements.

Self-insurance health plan: PHS has a self-insurance program for employee health insurance. Payments for claims by employees are remitted to a third-party administrator to provide for the payment of actual claims and administrative fees. Estimated unpaid claims, including amounts for incurred but not reported claims, are included in accounts payable and accrued expenses.

Workers' compensation self-insurance plan: St. Mary's is self-insured with respect to their employees' workers' compensation benefits. Payments are made to a third-party administrator to provide for payments of actual claims and fees. Estimated unpaid claims, including amounts for incurred but not reported claims, are accrued based upon historical claims history and are included in accounts payable and accrued expenses.

Income taxes: PHS, the Hospitals and related foundations are not-for-profit corporations and have been recognized as tax-exempt pursuant to Section 501(c)(3) of the Code and applicable state statutes. VFS is a taxable entity. SMOHC, SMMM and SMN are organized as limited liability corporations. SMOHC is treated as a partnership for tax purposes. SMMM and SMN are treated as single-member LLC's for tax purposes.

PALLOTTINE HEALTH SERVICES, INC. AND SUBSIDIARIES**NOTES TO CONSOLIDATED FINANCIAL STATEMENTS****September 30, 2013 and 2012**

Accounting principles generally accepted in the United States of America require the management of PHS to evaluate tax positions taken by PHS. Management has evaluated PHS's tax positions and concluded that PHS had maintained its tax exempt status and has taken no uncertain tax positions that require recognition or disclosure in the financial statements. Therefore, no provision or liability for income taxes has been included in the financial statements.

PHS is subject to routine audits by taxing jurisdictions, however, there are currently no audits for any tax periods in progress. The management of PHS believes it is no longer subject to income tax examinations for years prior to the fiscal year ended September 30, 2010.

Derivative instruments and hedging activities: All derivative instruments are recorded on the balance sheets at their respective fair values. The interest rate swaps do not qualify for hedge accounting, therefore, PHS accounted for the derivative instruments as a speculative derivative instrument with the change in fair value recorded as a component of realized and unrealized losses on interest rate swap in the accompanying statements of operations in the period of change. Net settlement payments made or received during the life of the swaps are also recorded as a component of realized and unrealized losses on interest rate swaps in the accompanying statements of operations.

Subsequent events: PHS has evaluated subsequent events through January 15, 2014, the date on which the financial statements were available to be issued.

New or recent accounting pronouncements: In December 2011, the FASB issued *Balance Sheet (Topic 210): Disclosures about Offsetting Assets and Liabilities* (ASU 2011-11). The objective of ASU 2011-11 is to provide enhanced disclosures that will enable users of its financial statements to evaluate the effect or potential effect of netting arrangements on an entity's financial position. This includes the effect or potential effect of rights of setoff associated with an entity's recognized assets and recognized liabilities within the scope of this ASU. The amendments require enhanced disclosures by requiring improved information about financial instruments and derivative instruments that are either offset in accordance with existing provisions and requirements of the ASC or subject to an enforceable master netting arrangement or similar agreement, irrespective of whether they are offset in accordance with existing provisions and requirements of the Accounting Standards Codification. An entity is required to apply the amendments of this ASU for annual reporting periods beginning on or after January 1, 2013. An entity should provide the disclosures required by those amendments retrospectively for all comparative periods presented. Management does not believe that the adoption of this ASU will materially impact PHS's financial reporting.

In May of 2011, the FASB issued *Fair Value Measurement (Topic 820): Amendments to Achieve Common Fair Value Measurement and Disclosure Requirements in U.S. GAAP and IFRSs* (ASU 2011-04). ASU 2011-04 amends Accounting Standards Codification (ASC) Section 820 to provide for common fair value measurement and disclosure requirements for financial statements in accordance with accounting principles generally accepted in the United States of America as with those prepared under International Financial Reporting Standards. Consequently, the amendments of the ASU change the wording used to describe many of the requirements of accounting principles generally accepted in the United States of America for measuring fair value and for disclosing information about fair value measurements. For many of the requirements, the FASB did not intend for the amendments in this ASU to result in a change in the application of the requirements in ASC Section 820. This ASU is effective on a prospective basis for fiscal years, beginning after December 15, 2011. Adoption of this new pronouncement did not materially affect PHS's reporting of financial position, results of operations, or cash flows.

PALLOTTINE HEALTH SERVICES, INC. AND SUBSIDIARIES
NOTES TO CONSOLIDATED FINANCIAL STATEMENTS
September 30, 2013 and 2012

In April 2013, the FASB issued ASU 2013-06 Not-for-Profit Entities (Topic 958) Services Received from Personnel of an Affiliate. The amendments in this Update apply to not-for-profit entities that receive services from personnel of an affiliate that directly benefit the recipient not-for-profit entity and for which the affiliate does not charge the recipient not-for-profit entity. The amendments in this Update require a recipient not-for-profit entity to recognize all services received from personnel of an affiliate that directly benefit the recipient not-for-profit entity. Those services should be measured at the cost recognized by the affiliate for the personnel providing those services. However, if measuring a service received from personnel of an affiliate at cost will significantly overstate or understate the value of the service received, the recipient not-for-profit entity may elect to recognize that service received at either (1) the cost recognized by the affiliate for the personnel providing that service or (2) the fair value of that service. A recipient not-for-profit entity within the scope of Topic 954, Health Care Entities, that is required to provide a performance indicator (analogous to income from continuing operations of a for-profit entity) should report as an equity transfer the increase in net assets associated with services received from personnel of an affiliate that directly benefit the recipient not-for-profit entity and for which the affiliate does not charge the recipient not-for-profit entity, regardless of whether those services are received from personnel of a not-for-profit affiliate or any other affiliate. All recipient not-for-profit entities should report the corresponding decrease in net assets or the creation or enhancement of an asset resulting from the use of services received from personnel of an affiliate similar to how other such expenses or assets are reported. The amendments in this Update are effective prospectively for fiscal years beginning after June 15, 2014. A recipient not-for-profit entity may apply the amendments using a modified retrospective approach under which all prior periods presented upon the date of adoption should be adjusted, but no adjustment should be made to the beginning balance of net assets of the earliest period presented. Early adoption is permitted. Management of PHS does not believe that this ASU will materially affect the financial reporting.

Note 2. Cash Concentrations

Included with cash and cash equivalents are demand deposits and short-term investments with financial institutions, the bank balances of which exceed federally insured amounts. However, management believes these financial institutions are financially sound and these concentrations do not present a significant risk to PHS and subsidiaries.

Note 3. Concentrations of Credit Risk

The Hospitals grant credit without collateral to their patients, most of who are local residents and are insured under third-party payor agreements. The mix of gross receivables from patients and third-party payors at September 30, 2013 and 2012 was as follows:

	2013	2012
Medicare	18%	19%
Medicaid	11%	12%
Other third-party payors	26%	27%
Private pay	45%	42%
	100%	100%

PALLOTTINE HEALTH SERVICES, INC. AND SUBSIDIARIES

NOTES TO CONSOLIDATED FINANCIAL STATEMENTS

September 30, 2013 and 2012

Note 4. Investments and Assets Limited As to Use

The composition of assets limited as to use is set forth in the following table

	2013		2012	
	Cost	Fair Value	Cost	Fair Value
Internally designated by the				
Board of Trustees:				
Cash and cash equivalents	\$ 11,591,623	\$ 11,591,623	\$ 17,166,462	\$ 17,166,462
U S government obligations	14,619,044	14,221,352	11,375,364	11,416,300
Corporate bonds and notes	9,036,120	8,975,005	9,396,912	9,714,707
International bonds	122,606	124,226	147,534	152,873
Marketable equity securities	33,263,868	37,255,861	33,700,656	34,880,477
Mutual funds	3,749,674	3,578,645	-	-
Mortgage and asset backed securities	-	-	242,632	220,016
Interest receivable	32,706	32,706	32,340	32,340
Deferred compensation trust assets	2,419,956	2,419,956	2,182,822	2,182,822
	<u>74,835,597</u>	<u>78,199,374</u>	<u>74,244,722</u>	<u>75,765,997</u>
Held by Trustee for project funds, debt service reserve funds and deposits:				
Cash and cash equivalents	<u>6,298,480</u>	<u>6,298,480</u>	<u>8,603,291</u>	<u>8,603,291</u>
Total Assets Limited as to Use	<u>\$ 81,134,077</u>	<u>\$ 84,497,854</u>	<u>\$ 82,848,013</u>	<u>\$ 84,369,288</u>

Other Investments:

Other investments at September 30, 2013 and 2012, include

	2013	2012
Equity Method Investments.		
Tr-State MRI (Note 12)	\$ 384,736	\$ 499,735
TSHP	(19,905)	(19,905)
Premier	681,887	575,556
CHART (Note 14)	<u>2,375,131</u>	<u>1,670,216</u>
	<u>3,421,849</u>	<u>2,725,602</u>
Investments recorded at cost		
Claire Health Services	275,000	300,000
Land held for sale	385,317	385,317
Health Works - PT provider	87,033	87,033
Surgical Properties	80,000	80,000
Three Gables Surgery Center (Note 12)	1,400,000	1,400,000
St Mary's Medical Center Home Health Services, LLC	562,847	562,847
Huntington Area MRI Services, LLC (Note 12)	<u>24,500</u>	<u>24,500</u>
	<u>2,814,697</u>	<u>2,839,697</u>
Total Other Investments	<u>\$ 6,236,546</u>	<u>\$ 5,565,299</u>

PALLOTTINE HEALTH SERVICES, INC. AND SUBSIDIARIES

NOTES TO CONSOLIDATED FINANCIAL STATEMENTS

September 30, 2013 and 2012

Investment income, including realized and unrealized gains (losses), is comprised of the following for the years ending September 30, 2013 and 2012.

	2013	2012
Realized income		
Interest income and dividends	\$ 3,290,576	\$ 2,653,039
Net realized gains on sale of securities	<u>2,192,503</u>	<u>1,677,017</u>
	<u>\$ 5,483,079</u>	<u>\$ 4,330,056</u>
Other changes in unrestricted net assets		
Net change in unrealized gain on investments	<u>\$ 1,690,269</u>	<u>\$ 4,601,299</u>

Included in assets whose use is limited by Board action are approximately \$37 million and \$35 million of investments in marketable equity securities as of September 30, 2013 and 2012, respectively. These investments, made pursuant to a Board-approved investment plan, are in various industries. As of September 30, 2013, no individual industry comprised more than 10% of total investments.

PHS does not require collateral to secure its investments.

PHS continually reviews non-trading investments for impairment conditions that indicate that an other-than-temporary decline in market value has occurred. In conducting this review, numerous factors are considered which, individually or in combination, indicate that a decline is other-than-temporary and that a reduction of the carrying value is required. These factors include specific information pertaining to an individual company or a particular industry and general market conditions that reflect prospects for the economy as a whole. Based on this review, PHS did not recognize an other-than-temporary loss during the years ended September 30, 2013 and 2012.

Note 5. Property and Equipment

Property and equipment consist of the following at September 30, 2013 and 2012:

	2013	2012
Land and land improvements	\$ 11,275,039	\$ 10,885,495
Buildings and fixed equipment	196,855,504	196,494,611
Equipment	<u>219,532,537</u>	<u>202,805,584</u>
	<u>427,663,080</u>	<u>410,185,690</u>
Less accumulated depreciation and amortization	<u>(280,364,426)</u>	<u>(264,340,552)</u>
	<u>147,298,654</u>	<u>145,845,138</u>
Construction in progress	<u>9,597,089</u>	<u>7,180,290</u>
	<u>\$ 156,895,743</u>	<u>\$ 153,025,428</u>

Estimated cost to complete construction projects as of September 30, 2013 was approximately \$405,000. During 2013 and 2012, net interest expense of approximately \$0 and \$180,000, respectively, was capitalized related to these construction projects and is included in property and equipment.

PALLOTTINE HEALTH SERVICES, INC. AND SUBSIDIARIES

NOTES TO CONSOLIDATED FINANCIAL STATEMENTS

September 30, 2013 and 2012

Note 6. Notes Payable

PHS maintains a margin account (revolving line of credit) with a national investment banking firm which allows them to borrow against the value of investments held in trust by the firm for the benefit of PHS. PHS had outstanding borrowings against the investments of \$0 and \$1,539,138 at September 30, 2013 and 2012, respectively. Interest is charged on the outstanding balance which was approximately 2.7% through January 2013 when the line of credit was paid off.

Note 7. Long-Term Debt

Long-term debt consists of the following at September 30, 2013 and 2012

	2013	2012
Variable Rate Demand Revenue and Refunding Bonds, 2003 Series A-1 Bonds Due in annual installments ranging from \$1,445,000 to \$3,120,000 through 2033 plus monthly interest at a variable rate, 0.19% at September 30, 2013	\$ 48,915,732	\$ 50,544,393
Variable Rate Demand Revenue Bonds, 2006 Series A Due in annual installments ranging from \$690,000 to \$1,925,000 through 2036 plus monthly interest at a variable rate, 0.19% at September 30, 2013	31,285,000	32,085,000
Variable Rate Demand Revenue Bonds, 2009 Series A Due in monthly installments of \$97,222 through June 2016 plus monthly interest at the 30-day LIBOR rate, 2.518% at September 30, 2013.	12,541,667	13,708,333
Note payable, financing company, due in monthly installments of \$30,705 through 2014 including variable interest of 0.65% at September 30, 2013, secured by related equipment	460,205	827,872
Note payable, financing company, due in monthly installments of \$6,610 through 2014 including variable interest of 0.65% at September 30, 2013, secured by related equipment	92,457	171,584
Note payable, individual, due in monthly installments of \$4,100 through 2017 including interest of 4.25%, secured by related equipment	172,948	213,850
Notes payable, related party, due in monthly installments of \$15,974 through 2014 including interest at 3.0%, unsecured (Note 12)	369,251	508,832
Obligations under capital leases, secured by related equipment.	1,017,262	1,667,987
	94,854,522	99,727,851
Less current portion	4,892,959	4,862,927
	\$ 89,961,563	\$ 94,864,924

PALLOTTINE HEALTH SERVICES, INC. AND SUBSIDIARIES

NOTES TO CONSOLIDATED FINANCIAL STATEMENTS

September 30, 2013 and 2012

Aggregate maturities of long-term obligations are as follows

Year Ending September 30,	Long-Term Debt	Capital Lease Obligations
2014	\$ 4,305,158	\$ 630,095
2015	4,059,336	283,871
2016	3,971,073	145,565
2017	3,970,962	27,542
2018	4,031,667	-
Thereafter	73,499,064	-
	<u>\$ 93,837,260</u>	<u>1,087,073</u>
Less amount representing interest under capital lease obligations		<u>69,811</u>
Total		<u>\$ 1,017,262</u>

Series 2003 Variable Rate Demand Revenue and Refunding Bonds:

On December 18, 2003, the West Virginia Hospital Finance Authority issued its \$61,000,000 Variable Rate Demand Revenue and Refunding Revenue Bonds, 2003 Series A-1 (the "2003 Series A-1") PHS, St Mary's Medical Center and St Joseph's Hospital (the "Obligated Group") then entered into a loan agreement with the West Virginia Hospital Finance Authority, which loaned the proceeds of the bond issue to the Obligated Group. The proceeds of the 2003 bonds were used to advance refund the Series 1987 Hospital Revenue Bonds and to establish project funds for the Hospitals' renovation and expansion. The Obligated Group has a Letter of Credit Reimbursement Agreement with Fifth Third Bank (Fifth Third). Fifth Third is paid an annual fee for the letter of credit equal to 2.0% of the amount of the outstanding letter of credit. The stated expiration date of the Letter of Credit is June 30, 2014. The 2003 Series A-1 Bonds were issued at a variable interest rate that fluctuates on a weekly basis. Under the terms of the Reimbursement Agreement, the 2003 Series A-1 Bonds are scheduled to be repaid on October 1 annually and maturing on October 1, 2033.

Pursuant to the Reimbursement Agreement, the Obligated Group has pledged certain collateral including all revenues and accounts receivable.

Under the terms of the 2003 Series A-1 bond indentures, the Obligated Group is required to maintain certain deposits with a trustee. Such deposits are included with assets limited as to use in the accompanying balance sheets. The revenue note indenture also places limits on the incurrence of additional borrowings and requires that the Obligated Group satisfy certain measures of financial performance as long as the notes are outstanding. The Obligated Group is also required to maintain insurance and certain financial covenants. The Obligated Group was in compliance with these requirements as of September 30, 2013.

Series 2006 Variable Rate Demand Revenue Bonds:

On April 1, 2006, the West Virginia Hospital Finance Authority issued its \$35,000,000 Variable Rate Demand Revenue Bonds, 2006 Series A (the "2006 Series A") PHS, St Mary's Medical Center and St Joseph's Hospital (the "Obligated Group") then entered into a loan agreement with the West Virginia Hospital Finance Authority, which loaned the proceeds of the bond issue to the Obligated Group. The proceeds of the 2006 bonds were used to establish project funds for the Hospitals' renovation and expansion. The Obligated Group has a Reimbursement Agreement with Fifth Third under which the Obligated Group agreed to reimburse Fifth Third for draws under its letter of credit, which will be drawn periodically to repay the 2006 Series A Bonds. Fifth Third is paid an annual fee for the letter of credit equal to 2.0% of the amount of the outstanding letter of credit. The stated expiration date of the Letter of Credit is June 30, 2014. The 2006 Series A Bonds were issued at a variable interest rate that fluctuates on a weekly basis. Under the terms of the Reimbursement Agreement, the 2006 Series A Bonds are scheduled to be repaid on October 1 annually and maturing on October 1, 2036.

PALLOTTINE HEALTH SERVICES, INC. AND SUBSIDIARIES
NOTES TO CONSOLIDATED FINANCIAL STATEMENTS
September 30, 2013 and 2012

Pursuant to the Reimbursement Agreement, the Obligated Group has pledged certain collateral including all revenues and accounts receivable

Under the terms of the 2006 Series A bond indentures, the Obligated Group is required to maintain certain deposits with a trustee. Such deposits are included with assets limited as to use in the accompanying balance sheets. The revenue note indenture also places limits on the incurrence of additional borrowings and requires that the Obligated Group satisfy certain measures of financial performance as long as the notes are outstanding. The Obligated Group is also required to maintain insurance and certain financial covenants. The Obligated Group was in compliance with these requirements as of September 30, 2013.

Series 2009 Variable Rate Demand Revenue Bonds: On June 1, 2009, the West Virginia Hospital Finance Authority issued \$17,500,000 Variable Rate Demand Revenue Bonds, 2009 Series A (the "2009 Series A"). PHS, St. Mary's Medical Center, and St. Joseph's Hospital (the "Obligated Group") then entered into a loan agreement with the West Virginia Hospital Finance Authority, which loaned the proceeds of the bond issue to the Obligated Group. The proceeds of the 2009 bonds were used to fund the Hospital's renovation and expansion. Coincident with the issuance of the 2009 Series A Bonds, the Obligated Group entered into a Loan Agreement with a local bank. The 2009 Series A Bonds were issued at a variable interest rate based on the 30-day LIBOR. Under the terms of the Loan Agreement, the 2009 Series A Bonds are scheduled to be repaid monthly and mature on July 1, 2016.

Pursuant to the Loan Agreement, the Obligated Group has pledged certain collateral including all revenues and accounts receivable.

Under the terms of the 2009 Series A bond indentures, the Obligated Group is required to maintain certain deposits with a trustee. Such deposits are included with assets limited as to use in the accompanying balance sheets. The revenue note indenture also places limits on the incurrence of additional borrowings and requires that the Obligated Group satisfy certain measures of financial performance as long as the notes are outstanding. The Obligated Group is also required to maintain insurance and certain financial covenants. The Obligated Group was in compliance with these requirements as of September 30, 2013.

Note 8. Operating Lease Commitments

The Hospitals lease certain equipment under non-cancelable operating leases. The following is a schedule of future minimum lease payments required under the leases.

2014	\$ 2,851,690
2015	2,124,633
2016	1,780,286
2017	998,766
2018	637,518
Thereafter	<u>10,383,239</u>
	<u>\$ 18,776,132</u>

Total expense for operating leases, including those with terms of one year or less, was approximately \$3.4 million and \$3.3 million in 2013 and 2012, respectively, and is included in other expenses in the consolidated statements of operations and changes in net assets.

PALLOTTINE HEALTH SERVICES, INC. AND SUBSIDIARIES

NOTES TO CONSOLIDATED FINANCIAL STATEMENTS

September 30, 2013 and 2012

In June 2012, St. Mary's entered into an operating lease with the Ironton-Lawrence County Area Community Action Organization for the lease of the St. Mary's Medical Campus in Ironton, Ohio, a free standing emergency department. The lease is for a term of twenty-five years with an option to purchase after the first seven years at an amount equal to St. Mary's proportionate share of the remaining debt service applicable to the funding and creation of the facility. St. Mary's proportionate share is based upon their share of the leased premises (61% base year). The base rent is \$551,717 per year. In addition to the base rent, St. Mary's will be charged additional rent based upon St. Mary's proportionate share times estimated operating expenses.

Note 9. Interest Rate Risk Management

The Obligated Group uses variable-rate debt to finance its capital needs. The debt obligations expose the Obligated Group to variability in interest payments due to changes in interest rates. Conversely, fixed rate debt obligations can be more expensive in times of declining interest rates. Management believes it is prudent to monitor and manage its cost of capital on a regular basis. To meet this objective, management, from time to time, enters into interest rate swap agreements to manage fluctuations in cash flows resulting from interest rate risk.

The Obligated Group has interest-rate related derivative instruments to manage the exposure on its debt instruments. The Obligated Group does not enter into derivative instruments for any purpose other than cash flow hedging purposes related to its debt.

By using derivative financial instruments to hedge exposures to changes in interest rates, the Obligated Group exposes themselves to credit risk and market risk. Credit risk is the failure of the counter-party to perform under the terms of the derivative contract. When the fair value of a derivative contract is positive, the counter-party owes the Obligated Group, which creates credit risk for the Obligated Group. When the fair value of a derivative contract is negative, the Obligated Group owes the counter-party and, therefore, it does not possess credit risk. The Obligated Group minimizes the credit risk in derivative instruments by entering into transactions with high-quality counter-parties.

Market risk is the adverse effect on the value of a financial instrument that results from a change in interest rates. The market risk associated with interest rates is managed by establishing and monitoring parameters that limit the types and degree of market risk that may be undertaken.

In January 2004, the Obligated Group entered into an interest rate swap agreement in the notional amount of \$30 million related to the Series 2003 Bonds (Note 7). The purpose of the swap was to convert the Obligated Group variable rate cash flow exposure on the debt obligations to fixed-rate cash flows. Under the terms of the interest rate swap, the Obligated Group receives a variable interest rate payment (based on the Bond Rate, or if certain triggering events occur, an alternative floating rate which is the Bond Market Association Municipal swap index or 67% of 1 month LIBOR) in exchange for making fixed interest rate payments (3.68%) to the swap counter-party, thereby creating the equivalent of fixed-rate debt.

In April 2008, the Obligated Group entered into an interest rate swap agreement in the notional amount of \$17.5 million related to the Series 2006 Bonds (Note 7). The purpose of the swap was to convert the Obligated Group variable rate cash flow exposure on the debt obligations to fixed rate cash flows. Under the terms of the interest rate swap, the Obligated Group receives a variable interest rate payment (based on the Bond Rate, or if certain triggering events occur, an alternative floating rate which is 67% times USD-LIBOR-BBA) in exchange for making fixed interest rate payments (3.112%) to the swap counter-party, thereby creating the equivalent of fixed-rate debt.

PALLOTTINE HEALTH SERVICES, INC. AND SUBSIDIARIES

NOTES TO CONSOLIDATED FINANCIAL STATEMENTS

September 30, 2013 and 2012

The following table summarizes the location and amounts of the values for the Obligated Group's interest rate swap agreements.

Derivatives not designated as hedging instruments	Liability Derivatives			
	September 30, 2013		September 30, 2012	
	Balance Sheet Location	Fair Value	Balance Sheet Location	Fair Value
Interest rate swap agreements	Other current liabilities	<u>\$ 5,056,603</u>	Other current liabilities	<u>\$ 8,203,742</u>

The following table summarizes the location and amounts of derivative losses on the Obligated Group's interest rate swap agreements

Derivatives not designated as hedging instruments	Location of Gain (Loss) Recognized	Year Ended September 30,	
		2013	2012
Interest rate swap agreements	Change in fair value of derivative obligation	<u>\$ 3,147,139</u>	<u>\$ (876,921)</u>

For the years ended September 30, 2013 and 2012, management obtained a valuation of the interest rate swap agreements in accordance with applicable accounting guidance from an independent analyst. The goal is to value derivatives, such as the Obligated Group's interest rate swaps, by adjusting the mid-market valuation for a theoretical non-performance or credit risk of the Obligated Group. As of September 30, 2013 and 2012 the Obligated Group is posting no collateral. Therefore, the entire swap value is subject to the adjustment. The mid-market valuation for the liability associated with the swap agreements as of September 30, 2013 and 2012 was determined to be \$5,538,371 and \$9,264,657, respectively, and the fair value valuation considering the Obligated Group's credit rating resulted in a reduction of this amount by \$481,768 and \$1,060,915. Therefore, the estimated fair value of the liability associated with the swap agreements as of September 30, 2013 and 2012 was \$5,056,603 and \$8,203,742, respectively.

Note 10. Net Patient Service Revenue, Supplemental Medicaid Funding and Charity Care

Net patient service revenues consist of the following for the years ending September 30, 2013 and 2012

	2013	2012
Patient service revenues	<u>\$ 1,046,447,015</u>	\$ 991,175,830
Supplemental Medicaid funding	<u>8,817,955</u>	8,796,428
Gross patient service revenue	1,055,264,970	999,972,258
Less provisions for		
Contractual and other adjustments	<u>588,359,006</u>	536,753,096
Charity care (charges foregone based on established rates)	<u>16,628,996</u>	15,754,811
Bad debts	<u>40,625,506</u>	42,216,505
Net patient service revenues	<u>\$ 409,651,462</u>	<u>\$ 405,247,846</u>

Supplemental Medicaid Funding: In 2012, the Federal Department of Health and Human Services, Centers for Medicare and Medicaid Services approved a State of West Virginia Medicaid Plan Amendment. The Plan Amendment provides for supplemental Medicaid payments to qualifying hospitals. These supplemental payments are made for medical services provided to Medicaid recipients. The program is limited to state fiscal years 2013 through 2014.

PALLOTTINE HEALTH SERVICES, INC. AND SUBSIDIARIES

NOTES TO CONSOLIDATED FINANCIAL STATEMENTS

September 30, 2013 and 2012

The supplemental payment methodology also implements a provider tax as an expansion of the health care provider tax. The revenues produced will be used as the state contribution toward drawing down additional federal matching dollars for Medicaid to enhance current hospital payment rates under a Upper Payment Limit (UPL) program. In addition to the current tax of 2.5% currently imposed on providers of inpatient and outpatient hospital services, there is an additional tax of eighty-eight one hundredths of one percent (0.88%) on the gross receipts. The tax was reduced to 0.45% for the state fiscal year 2014. The tax provisions expire on July 1, 2014 and are being implemented retroactively to July 1, 2011. Amounts charged to expense for the additional tax imposed amounted to \$2,916,720 and \$2,722,548 for the years ended September 30, 2013 and 2012, respectively. This additional expense is included within provider tax expense in the accompanying consolidated statements of operations.

The Hospital's recorded revenue totaling \$8,817,955 and \$8,796,428 for the supplemental Medicaid payments for the years ended September 30, 2013 and 2012, respectively, and is recorded as an increase to net patient service revenue. Of this amount, \$4,398,214 had not been received as of September 30, 2012 and therefore is included within other accounts receivable in the accompanying consolidated balance sheets at September 30, 2012.

PHS recognizes patient service revenue associated with services provided to patients who have third-party payor coverage on the basis of contractual rates for the services rendered. For uninsured patients that do not qualify for charity care, PHS recognizes revenue on the basis of its standard rates for services provided (or on the basis of discounted rates, if negotiated or provided by policy). On the basis of historical experience, a significant portion of PHS's uninsured patients will be unable or unwilling to pay for the services provided. Thus PHS records a significant provision for bad debts related to uninsured patients in the period the services are provided. Patient service revenue, net of contractual allowances and discounts (but before the provision for bad debts), recognized during the years ended September 30, 2013 and 2012 from these major payor sources, is as follows:

	Third-Party Payors	Self-Pay	Total All Payors
2013			
Patient service revenue (net of contractual allowances and discounts)	\$ 432,265,889	\$ 18,011,079	\$ 450,276,968
2012			
Patient service revenue (net of contractual allowances and discounts)	\$ 429,906,797	\$ 17,557,554	\$ 447,464,351

The Hospitals have agreements with third-party payors that provide for payments to the Hospitals at amounts different from their established rates. Contractual adjustments under third-party reimbursement programs represent the difference between the Hospitals' billings at established rates for services and amounts reimbursed by third-party payors. The following summarizes the significant payment arrangements with major third-party payors.

- **Medicare**

Inpatient acute care services rendered to Medicare program beneficiaries are paid at prospectively determined rates per discharge. These rates vary according to a patient classification system that is based on clinical, diagnostic, and other factors. Inpatient psychiatric services are paid on a cost reimbursement methodology subject to certain limitations. Outpatient services are paid primarily based on prospectively determined payment classifications. Home health services are generally paid based on 60-day episodes of care, with payment scaled for level of service provided. Skilled nursing care services are paid on a prospective methodology based on patient classification. St. Mary's and St. Joseph's receive additional reimbursement for "disproportionate share," based on the level of Medicaid and Supplementary Security Income (SSI) patients it serves. St. Mary's also receives payments for direct and indirect medical education from the Medicare program.

PALLOTTINE HEALTH SERVICES, INC. AND SUBSIDIARIES**NOTES TO CONSOLIDATED FINANCIAL STATEMENTS****September 30, 2013 and 2012**

Certain inpatient costs and outpatient services are reimbursed on tentative rates, with final settlement determined after submission of an annual cost report by the Hospitals and audit thereof by the Medicare fiscal intermediary. The Hospitals' classification of patients under the Medicare program and the appropriateness of their admission are subject to an independent review by a Medicare peer review organization.

- **Medicaid**

Payments for inpatient acute care services rendered to Medicaid program beneficiaries are based primarily upon a prospectively determined rate per discharge based on primary diagnosis. Outpatient services are reimbursed based on a predetermined fee schedule. Payment for inpatient behavioral health services are reimbursed at an interim rate, which is currently ninety-five percent of charges, and are subject to year-end cost based settlement.

- **Medicaid Disproportionate Share Enhancement Program**

Under the West Virginia Medicaid Disproportionate Share Enhancement Program, funds designated by the West Virginia Legislature for disproportionate share hospitals are distributed based on, among other things, each particular hospital's Medicaid inpatient activity and total operating expenses compared to other hospitals in the State. This reimbursement, approximating \$742,000 and \$1,364,000 for the years ending September 30, 2013 and 2012, respectively, has been included in net patient service revenue in the accompanying consolidated statements of operations. Funds received from this program are subject to retroactive settlement.

Funds received from this program have been audited through 2010 resulting in no settlements. For 2011 and future years settlements could occur. The laws and regulations governing the DSH settlement process are complex, involving statistical data from all participating hospitals, and subject to interpretation. Accordingly, the Hospital is not able to estimate the possible losses that could arise upon completion of the DSH settlement process in future years. The ultimate resolution of the settlement process could materially impact the Hospital's future results of operations or cash flows in a particular period.

- **Health Care Authority (HCA)**

The HCA is empowered, by provisions of the West Virginia Code, to regulate the Hospitals' gross patient revenue from nongovernmental payors and to evaluate health care entity financial performance. This is accomplished by issuing rate orders, based on the Hospitals' budgets and rate schedules, and evaluating performance and compliance reports submitted by the Hospitals on a periodic basis. Addition and deletion of services is also regulated by HCA under certain circumstances.

The Hospitals also have entered into payment agreements with certain commercial insurance carriers, health maintenance organizations, and preferred provider organizations. The basis for payment under these agreements includes prospectively determined rates per discharge, discounts from established charges and prospectively determined daily rates.

PALLOTTINE HEALTH SERVICES, INC. AND SUBSIDIARIES**NOTES TO CONSOLIDATED FINANCIAL STATEMENTS****September 30, 2013 and 2012**

St. Joseph's is in the process of receiving designation as a Critical Access Hospital (CAH) under the Medicare and Medicaid Programs. CAHs receive payments, on a reasonable cost basis, for inpatient and most outpatient services provided to eligible Medicare and Medicaid patients. The designation is anticipated to be complete during 2014.

Revenue from the Medicare and Medicaid programs accounted for approximately 52 percent and 13 percent, respectively, of the Hospitals' gross patient revenue for the year ended September 30, 2013 and 50 percent and 14 percent, respectively, of the Hospitals' gross patient revenue for the year ended September 30, 2012. Laws and regulations governing the Medicare and Medicaid programs are extremely complex and subject to interpretation. As a result, there is at least a reasonable possibility that recorded estimates will change by a material amount in the near term. The 2013 and 2012 net patient service revenue decreased approximately \$301,000 and \$339,000, respectively, due to prior year retroactive adjustments in excess of amounts previously estimated.

Charity Care: PHS provides charity care to patients who are financially unable to pay for the health care services they receive. PHS's policy is not to pursue collection of amounts determined to qualify as charity care if the patient has an adjusted income equal to or below 100% of the Federal Poverty Income levels. A sliding scale discount is available for patients who meet the guidelines prescribed in the policy. Accordingly, PHS does not report these amounts in the net revenues or in the allowance for doubtful accounts. Of PHS's \$420,160,669 of total expenses reported for the year ended September 30, 2013, an estimated \$6,600,000 arose from providing services to qualifying charity care patients. For the year ended September 30, 2012, PHS reported total expenses of \$408,271,821, for which an estimated \$6,400,000 arose from providing services to qualifying charity care patients. The estimated costs of providing charity services are based on a calculation which applies a ratio of costs to charges to the gross uncompensated charges associated with providing care to charity patients. The ratio of cost to charges is calculated based on PHS's total expenses divided by gross patient service revenue.

Note 11. Pension Plans**St. Mary's Defined Contribution Plan**

St. Mary's has a defined contribution 403(b) retirement plan covering substantially all of their employees. The plan, which became effective January 1, 2011, has two components consisting of a salary reduction portion and a discretionary contribution portion. The salary reduction component allows eligible employees to contribute, as a salary deferral, to the plan. The discretionary contribution portion of the plan allows for additional contributions of eligible wages subject to certain limitations and restrictions. Total expense relating to this plan was \$3,430,432 and \$3,481,955 for the years ended September 30, 2013 and 2012, respectively.

St. Mary's Defined Benefit Plan

St. Mary's sponsors a noncontributory, defined-benefit plan covering substantially all eligible lay employees of St. Mary's and PHS. Pension benefits to participating employees are based on years of credited service and annual wages. St. Mary's provides funding sufficient to meet minimum funding requirements under applicable federal laws.

Effective August 1, 2010, the plan was amended to freeze future benefit accruals and to provide enhanced benefits through a voluntary early retirement program.

PALLOTTINE HEALTH SERVICES, INC. AND SUBSIDIARIES

NOTES TO CONSOLIDATED FINANCIAL STATEMENTS

September 30, 2013 and 2012

PHS maintains an investment policy with regard to its pension plan assets. The investment policy has been formulated by the Board of Directors based upon consideration of a wide range of policies and describes the prudent investment processes deemed appropriate for PHS to engage. It sets forth an investment structure for managing all plan assets, states the Board's expectations and objectives, and establishes criteria to monitor and evaluate performance. PHS has established investment objectives and goals including the preservation of capital with an emphasis of consistent investment performance. Short-term volatility will be tolerated inasmuch as it is consistent with the volatility of comparable market indices.

The following tables set forth the plan's funded status and amounts recognized in the financial statements:

	2013	2012
Change in benefit obligation		
Benefit obligation at beginning of year	\$ 196,199,786	\$ 159,156,001
Service cost	-	-
Interest cost	8,696,304	8,614,856
Actuarial (gain) loss	(7,341,789)	33,060,860
Benefits paid	(5,099,898)	(4,631,931)
Benefit obligation at end of year	<u>192,454,403</u>	<u>196,199,786</u>
Change in plan assets		
Fair value in plan assets at beginning of year	91,913,604	81,223,846
Actual return on plan assets (net of expenses)	7,942,010	12,321,689
Employer contributions	3,000,000	3,000,000
Benefits paid	(5,099,898)	(4,631,931)
Fair value in plan assets at end of year	<u>97,755,716</u>	<u>91,913,604</u>
Funded status at end of year	<u>\$ (94,698,687)</u>	<u>\$ (104,286,182)</u>
Amounts recognized in balance sheet consist of		
Noncurrent liabilities	<u>\$ (94,698,687)</u>	<u>\$ (104,286,182)</u>
Cumulative amounts recognized in other changes in net assets consist of:		
Net actuarial loss	<u>\$ 65,312,887</u>	<u>\$ 75,216,181</u>
	<u>\$ 65,312,887</u>	<u>\$ 75,216,181</u>
Components of net periodic pension cost:		
Interest cost	\$ 8,696,304	\$ 8,614,856
Expected return on plan assets	(7,020,027)	(6,312,498)
Recognized loss	<u>1,639,522</u>	<u>1,001,519</u>
Net periodic benefit cost	<u>\$ 3,315,799</u>	<u>\$ 3,303,877</u>
Estimated amounts expected to be amortized from net assets over next fiscal year		
Net loss	<u>\$ 1,390,086</u>	<u>\$ 1,639,522</u>

PALLOTTINE HEALTH SERVICES, INC. AND SUBSIDIARIES

NOTES TO CONSOLIDATED FINANCIAL STATEMENTS

September 30, 2013 and 2012

	2013	2012
Weighted average assumptions used to determine benefit obligations at September 30		
Discount rate	4.75%	4.50%
Rate of compensation increases	N/A	N/A
Weighted average assumptions used to determine net periodic pension cost for the years ending September 30		
Discount rate	4.75%	4.50%
Expected return on plan assets	7.75%	7.75%
Rate of compensation increases	N/A	N/A

The basis for determining the overall expected long-term rate of return on assets has been based on the assumption that future real returns will approximate the historic long-term rates of return experienced for each asset class in the investment policy statement. Based on this analysis, it was determined that the long-term rate of return as of September 30, 2013 should be consistently applied.

Following is the Plan's asset allocation and expected future cash flows at September 30, 2013

	Target Allocations	Percentage of Plan Assets
Plan assets		
Equity securities	56%	53%
Fixed income and cash and cash equivalents	44%	47%
Total	100%	100%
Expected contributions for fiscal 2014		\$ 3,000,000

Estimated future benefit payments reflecting expected future service

2014	\$ 5,885,063
2015	\$ 6,300,420
2016	\$ 6,843,215
2017	\$ 7,348,660
2018	\$ 7,905,419
2019 to 2023	\$ 49,075,308

The following tables set forth by level with the fair value hierarchy, pension plan assets of St. Mary's at their fair values as of September 30, 2013 and 2012:

	2013 Fair Value Measurements Using				Total at September 30, 2013
	Quoted Prices In Active Markets for Identical Assets (Level 1)	Significant Observable Inputs (Level 2)	Significant Unobservable Inputs (Level 3)		
Plan Assets					
Cash equivalents	\$ 10,009,901	\$ -	\$ -		\$ 10,009,901
Corporate stocks					
Consumer Discretionary	7,957,037	-	-		7,957,037
Consumer Staples	4,722,544	-	-		4,722,544
Energy	3,817,642	-	-		3,817,642
Financials	6,360,639	-	-		6,360,639

PALLOTTINE HEALTH SERVICES, INC. AND SUBSIDIARIES

NOTES TO CONSOLIDATED FINANCIAL STATEMENTS

September 30, 2013 and 2012

	2013 Fair Value Measurements Using			Total at September 30, 2013
	Quoted Prices In Active Markets for Identical Assets (Level 1)	Significant Observable Inputs (Level 2)	Significant Unobservable Inputs (Level 3)	
Industrials	4,311,672	-	-	4,311,672
Information Technology	9,699,554	-	-	9,699,554
Materials	1,820,927	-	-	1,820,927
Other	10,551,152	-	-	10,551,152
Telecommunication Services	2,629,879	-	-	2,629,879
Utilities	832,828	-	-	832,828
Corporate bonds				
A1/A+	-	336,956	-	336,956
A1/AA+	-	337,496	-	337,496
A2/A+	-	342,015	-	342,015
A2/A	-	826,416	-	826,416
A2/A-	-	515,736	-	515,736
A3/A	-	468,787	-	468,787
A3/A-	-	1,345,411	-	1,345,411
A3/BBB+	-	162,170	-	162,170
AA3/A+	-	268,367	-	268,367
BAA1/A	-	180,491	-	180,491
BAA1/A-	-	220,253	-	220,253
BAA1/BBB	-	366,032	-	366,032
BAA1/BBB+	-	1,640,646	-	1,640,646
BAA1/BBB-	-	174,440	-	174,440
BAA2/A-	-	718,594	-	718,594
BAA2/BBB	-	1,950,930	-	1,950,930
BAA3/BBB	-	619,167	-	619,167
BAA3/BBB-	-	162,807	-	162,807
Government obligations				
FHLMC	-	1,455,116	-	1,455,116
FNMA	-	4,713,963	-	4,713,963
GNMA	-	9,657	-	9,657
US Treasury Notes	7,589,903	-	-	7,589,903
Mutual funds	5,593,828	-	-	5,593,828
	\$ 80,940,266	\$ 16,815,450	\$ -	\$ 97,755,716

PALLOTTINE HEALTH SERVICES, INC. AND SUBSIDIARIES

NOTES TO CONSOLIDATED FINANCIAL STATEMENTS

September 30, 2013 and 2012

	2012 Fair Value Measurements Using			
	Quoted Prices In Active Markets for Identical Assets (Level 1)	Significant Observable Inputs (Level 2)	Significant Unobservable Inputs (Level 3)	Total at September 30, 2012
Plan Assets				
Cash equivalents	\$ 762,773	\$ -	\$ -	\$ 762,773
Corporate stocks				
Consumer Discretionary	7,966,339	-	-	7,966,339
Consumer Staples	3,643,554	-	-	3,643,554
Energy	5,825,457	-	-	5,825,457
Financials	8,966,204	-	-	8,966,204
Health Care	5,794,617	-	-	5,794,617
Industrials	4,704,394	-	-	4,704,394
Information Technology	12,317,247	-	-	12,317,247
Materials	2,309,259	-	-	2,309,259
Other	3,277,548	-	-	3,277,548
Telecommunication Services	3,699,917	-	-	3,699,917
Utilities	1,209,920	-	-	1,209,920
Corporate bonds				
A1/A+	-	650,436	-	650,436
A1/AA+	-	605,844	-	605,844
A2/A+	-	558,673	-	558,673
A2/A	-	1,109,366	-	1,109,366
A2/A-	-	1,418,480	-	1,418,480
A3/A	-	244,902	-	244,902
A3/A-	-	3,314,347	-	3,314,347
A3/BBB+	-	502,340	-	502,340
AA3/A+	-	1,053,400	-	1,053,400
AAA/AAA	-	437,144	-	437,144
BAA1/A-	-	963,562	-	963,562
BAA1/BBB	-	323,625	-	323,625
BAA1/BBB+	-	1,348,011	-	1,348,011
BAA2/A	-	335,237	-	335,237
BAA2/A-	-	1,629,095	-	1,629,095
BAA2/BBB	-	1,630,903	-	1,630,903
BAA2/BBB-	-	698,843	-	698,843
BAA2/BBB+	-	337,691	-	337,691
BAA3/BBB	-	1,178,039	-	1,178,039
Government obligations				
FHLB	-	291,499	-	291,499
FHLMC	-	658,630	-	658,630
FNMA	-	5,023,819	-	5,023,819
GNMA	-	14,210	-	14,210
US Treasury Notes	7,108,279	-	-	7,108,279
	<u>\$ 67,585,508</u>	<u>\$ 24,328,096</u>	<u>\$ -</u>	<u>\$ 91,913,604</u>

PALLOTTINE HEALTH SERVICES, INC. AND SUBSIDIARIES

NOTES TO CONSOLIDATED FINANCIAL STATEMENTS

September 30, 2013 and 2012

St. Joseph's Defined Contribution Plan

St. Joseph's has a defined contribution 403(b) retirement plan covering substantially all of their employees. The plan has two components consisting of a salary reduction portion and a discretionary contribution portion. The salary reduction component allows eligible employees to contribute, as a salary deferral, to the plan. The discretionary contribution portion of the plan allows for additional contributions of eligible wages subject to certain limitations and restriction.

St. Joseph's Defined Benefit Plan and Subsequent Event

St. Joseph's sponsors a cash balance defined benefit pension plan covering substantially all eligible lay employees. Pension benefits to participating employees are based on years of credited service and annual wages. Prior to January 1, 1999, the plan form was a unit benefit plan, using annual base wages and specified percentages to calculate the units. Benefits under this prior form are still payable to employees who were qualified participants with an accrued benefit. Plan assets, primarily consisting of U.S. government and equity securities, are held in trust by an institutional investment firm. The following tables set forth the plan's funded status and amounts recognized in the financial statements.

Effective January 1, 2014, the Plan was amended to freeze future benefit accruals. Participation is frozen such that there will be no new participants in the Plan after December 31, 2013. The St. Joseph's defined contribution 403(b) Plan will remain in place.

	2013	2012
Change in benefit obligation		
Benefit obligation at beginning of year	\$ 13,452,561	\$ 11,163,982
Service cost	513,970	425,213
Interest cost	532,579	551,676
Actuarial (gain) loss	(2,132,205)	1,572,624
Benefits paid	(276,153)	(260,934)
Benefit obligation at end of year	12,090,752	13,452,561
Change in plan assets		
Fair value in plan assets at beginning of year	4,848,885	4,183,100
Actual return on plan assets	396,990	626,719
Employer contributions	-	300,000
Benefits paid	(276,153)	(260,934)
Fair value in plan assets at end of year	4,969,722	4,848,885
Funded status at end of year	\$ (7,121,030)	\$ (8,603,676)
	2013	2012
Components of net periodic pension cost:		
Service cost	\$ 513,970	\$ 425,213
Interest cost	532,579	551,676
Expected return on plan assets	(365,088)	(321,829)
Recognized net actuarial loss	178,657	137,286
Net periodic benefit cost	\$ 860,118	\$ 792,346

PALLOTTINE HEALTH SERVICES, INC. AND SUBSIDIARIES

NOTES TO CONSOLIDATED FINANCIAL STATEMENTS

September 30, 2013 and 2012

	2013	2012
Assumptions as of September 30.		
Discount rate	5.00%	4.00%
Expected return on plan assets	7.75%	7.75%
Rate of compensation increases	3.50%	3.50%

Following is the Plan's asset allocation and expected future cash flows at September 30, 2013

	Target Allocations	Percentage of Plan Assets
Plan assets		
Equity securities	60%	61%
Debt securities	35%	32%
Cash and cash equivalents	5%	7%
Total	100%	100%

Expected contributions for fiscal 2014	\$ 300,000
--	------------

Estimated future benefit payments reflecting expected future service

2014	\$ 297,229
2015	\$ 344,685
2016	\$ 350,028
2017	\$ 386,324
2018	\$ 393,921
2019 to 2023	\$ 2,652,315

Note 12. Related Parties**Pallottine Missionary Sisters**

PHS is under contract to pay sponsorship fees to its sponsor, Pallottine Missionary Sisters, totaling approximately \$1,298,000 and \$1,236,000 in 2013 and 2012, respectively. St. Mary's provides hospitalization coverage for the nonworking Sisters. Costs associated with operation of their infirmary were approximately \$1,014,000 in 2013 and \$929,000 in 2012. The Sponsor reimburses St. Mary's for the costs of the infirmary, including hospitalization costs for nonworking Sisters. PHS received payments from the Sponsor of \$1,009,000, in 2013 and \$865,000, in 2012. St. Joseph's incurs no expense associated with the operation of the convent in Buckhannon. Accounts receivable from the Sponsor were approximately \$86,000 and \$148,000 at September 30, 2013 and 2012, respectively. The Sisters have loaned St. Joseph's money in prior years to be paid in monthly installments of \$15,974 at an interest rate of 3.0%. The amount outstanding at September 30, 2013 and 2012 was \$369,251 and \$508,832, respectively, and are included in Long-term debt in the accompanying balance sheet.

Tri-State MRI

St. Mary's has a 50% interest in Tri-State MRI (the Partnership), through a general partnership agreement with Cabell Huntington Hospital, Inc. The Partnership was formed for the purpose of acquiring and operating a magnetic resonance imaging unit. St. Mary's is accounting for its investment in the Partnership under the equity method of accounting.

PALLOTTINE HEALTH SERVICES, INC. AND SUBSIDIARIES
NOTES TO CONSOLIDATED FINANCIAL STATEMENTS
September 30, 2013 and 2012

St Mary's interest in the Partnership is approximately \$385,000 and \$500,000 at September 30, 2013 and 2012, respectively, and is included in other assets in the accompanying consolidated balance sheets. Equity earnings on the investment approximated \$(115,000) and \$(158,000) for the years ended September 30, 2013 and 2012, respectively, which are included in the consolidated statements of operations and changes in net assets in loss from partnership investments.

The following is a summary of certain unaudited financial information of Tri-State MRI as of and for the year ended September 30

	2013	2012
Assets	\$ 1,785,766	\$ 1,930,590
Liabilities	\$ 1,016,294	\$ 922,831
Stockholders' equity	\$ 769,472	\$ 1,007,759
Revenues (net)	\$ 79,648	\$ 136,296
Expenses	\$ 317,935	\$ 412,525

Three Gables Surgery Center, LLC

St Mary's Medical Management, LLC, purchased 10 Class IV membership units in Three Gables Surgery Center in September 2009 for \$1,400,000. Three Gables Surgery Center, LLC is a for-profit hospital located in Proctorville, Ohio. SMMM received distributions of approximately \$252,000 and \$218,000 for the years ended September 30, 2013 and 2012, respectively.

SMMM also has a management agreement with Three Gables through April 22, 2018. The agreement calls for SMMM to provide senior management leadership and will provide a Facility Manager to assist with normal operating activities of Three Gables. Total amounts received by SMMM for management services for the years ended September 30, 2013 and 2012, were \$448,000 and \$432,000, respectively.

Huntington Area MRI Services, LLC

St Mary's owns a 49% interest in Huntington Area MRI Services, LLC (the Company). Ultimate Health Services, Inc. owns the remaining 51% interest. The Company was formed to provide technical MRI to patients of St Mary's Medical Center at Ultimate's Huntington campus. St Mary's is accounting for its investment under the cost method of accounting. St Mary's interest in the Company is \$24,500 at September 30, 2013 and 2012. SMMC received distributions of approximately \$294,000 for both the years ended September 30, 2013 and 2012.

Note 13. Functional Expenses

PHS provides general health care services, primarily to residents within its geographic location. Expenses related to providing these services are as follows for the years ended September 30

	2013	2012
Health care services	\$ 303,416,097	\$ 296,473,384
Support services	32,773,155	33,345,888
Educational	5,037,938	4,839,751
General and administrative	78,933,479	73,612,798
	<u>\$ 420,160,669</u>	<u>\$ 408,271,821</u>

PALLOTTINE HEALTH SERVICES, INC. AND SUBSIDIARIES**NOTES TO CONSOLIDATED FINANCIAL STATEMENTS****September 30, 2013 and 2012**

Note 14. Medical Malpractice Claims

PHS is a member (2% ownership) of Community Hospital Alternative for Risk Transfer (CHART), which provides the member hospitals the initial insurance protection and excess coverage under a claims-made policy. CHART was formed as a reciprocal risk retention group, which is a form of a captive insurance company owned by its insureds (called "subscribers") domiciled in Vermont and approved to provide coverage in West Virginia. Premiums of approximately \$2.8 million were recorded as expense during both the years ended September 30, 2013 and 2012, and were based on the captive's experience to date. PHS had a \$2,375,131 equity interest in the purchasing group at September 30, 2013 and \$1,670,216 at September 30, 2012.

PHS has estimated the ultimate costs, if any, of the settlement of such claims. Accrued malpractice losses outside of amounts covered by insurance at September 30, 2013 and 2012, included in other liabilities, is based on information provided by the risk managers, legal counsel, and historical experience, and in management's opinion, provide an adequate reserve for loss contingencies.

The ultimate amount of claims incurred is dependent on future developments. Accordingly, there is a reasonable possibility that a change in estimate will occur in the near term. Adjustments, if any, to estimates recorded resulting from ultimate claim payments are reflected in operations in the periods such adjustments are known.

Note 15. Health Care Legislation and Regulation and Contingencies

The health care industry is subject to numerous laws and regulations of Federal, state and local governments. Government activity has increased with respect to investigations and allegations concerning possible violations of various statutes and regulations by health care providers. Compliance with such laws and regulations can be subject to future government review and interpretation as well as regulatory actions unknown or unasserted at this time. Management believes that PHS is in compliance with fraud and abuse regulations, as well as other applicable government laws and regulations. If found in violation of these laws, PHS could be subject to substantial monetary fines, civil and criminal penalties and exclusion from participation in the Medicare and Medicaid programs.

St. Joseph's is conducting a compliance investigation and has self-reported compliance findings to the Office of the United States Attorney for the Northern District of West Virginia concerning certain billing and documentation issues with a physician office owned by the Hospital. The investigation and communications with the Office of the United States Attorney are in the early stages. The ultimate outcome of the investigation and subsequent payback and potential fines and penalties are not known. However, the potential billing issue was immediately corrected when identified in April 2011 and all related fees and cost have been recorded as of September 30, 2011. Management and legal counsel believe that there will be a minimum settlement of \$200,000 and that the issue will not have a material financial impact on the Hospital or the consolidated financial statements of PHS.

PHS and subsidiaries (PHS) are named in several routine lawsuits incidental to their operations. It is not possible at the present time to estimate the ultimate legal and financial liability, if any, of PHS with respect to such lawsuits. In the opinion of management, after consultation with legal counsel, adequate insurance exists to cover significant financial exposure, in the event there is any, to PHS. Accordingly, in the opinion of management, resolution of those matters is not expected to have a material adverse effect on the consolidated financial position. However, depending on the amount and timing of such resolution, an unfavorable resolution of some or all of these matters could materially affect the future results of operations or cash flows in a particular period.

PALLOTTINE HEALTH SERVICES, INC. AND SUBSIDIARIES

NOTES TO CONSOLIDATED FINANCIAL STATEMENTS

September 30, 2013 and 2012

Note 16. Advertising Expense

PHS and subsidiaries recognize the costs for advertising as they are incurred. Advertising costs included in expenses for 2013 and 2012 were approximately \$4.2 million and \$4.0 million, respectively.

Note 17. Fair Value Measurements

The *Fair Value Measurements and Disclosures* Topic of the Financial Accounting Standards Board (FASB) Accounting Standards Codification defines fair value, establishes a framework for measuring fair value in generally accepted accounting principles and expands disclosures about fair value measurements.

Under the FASB's authoritative guidance on fair value measurements, fair value is the price that would be received to sell an asset or paid to transfer a liability in an orderly transaction between market participants at the measurement date. The Fair Value Measurements Topic of the FASB Accounting Standards Codification establishes a three-level hierarchy for fair value measurements based upon the transparency of inputs to the valuation of an asset or liability as of the measurement date.

As noted above, there is a three-level valuation hierarchy for disclosure of fair value measurements. The valuation hierarchy is based upon the transparency of inputs to the valuation of an asset or liability as of the measurement date. The three levels are defined as follows:

Level 1 — Quoted prices for identical assets and liabilities traded in active exchange markets, such as the New York Stock Exchange.

Level 2 — Observable inputs other than Level 1 including quoted prices for similar assets or liabilities, quoted prices in less active markets, or other observable inputs that can be corroborated by observable market data. Level 2 also includes derivative contracts whose value is determined using a pricing model with observable market inputs or can be derived principally from or corroborated by observable market data.

Level 3 — Unobservable inputs supported by little or no market activity for financial instruments whose value is determined using pricing models, discounted cash flow methodologies, or similar techniques, as well as instruments for which the determination of fair value requires significant management judgment or estimation, also includes observable inputs for nonbinding single dealer quotes not corroborated by observable market data.

A financial instrument's categorization within the valuation hierarchy is based upon the lowest level of input that is significant to the fair value measurement.

Assets at Fair Value on a Recurring Basis

The following table presents the financial instruments carried at fair value as of September 30, 2013 and 2012, by caption, on the statement of financial position by the hierarchy defined above.

	2013 Fair Value Measurements			
	Total at September 30, 2013	Level 1	Level 2	Level 3
Investments				
Cash equivalents	\$ 17,922,809	\$ 17,922,809	\$ -	\$ -
Corporate stocks				
Consumer Discretionary	5,017,009	5,017,009	-	-
Consumer Staples	2,873,899	2,873,899	-	-
Energy	2,443,373	2,443,373	-	-
Financials	4,312,350	4,312,350	-	-
Health Care	3,173,774	3,173,774	-	-
Industrials	2,854,218	2,854,218	-	-

PALLOTTINE HEALTH SERVICES, INC. AND SUBSIDIARIES

NOTES TO CONSOLIDATED FINANCIAL STATEMENTS

September 30, 2013 and 2012

	2013 Fair Value Measurements			
	Total at September 30, 2013	Level 1	Level 2	Level 3
Information Technology	6,032,076	6,032,076	-	-
Materials	1,157,819	1,157,819	-	-
Other	7,113,050	7,113,050	-	-
Telecommunication Services	1,805,832	1,805,832	-	-
Utilities	472,461	472,461	-	-
Corporate bonds				
A1/A	68,681	-	68,681	-
A1/A+	386,966	-	386,966	-
A1/AA+	226,937	-	226,937	-
A2/A+	354,286	-	354,286	-
A2/A	900,851	-	900,851	-
A2/AA	87,007	-	87,007	-
A2/A-	418,746	-	418,746	-
A3/A	340,885	-	340,885	-
A3/A-	1,045,014	-	1,045,014	-
A3/BBB+	110,044	-	110,044	-
AA1/AA+	45,259	-	45,259	-
AA1/AA	61,381	-	61,381	-
AA1/AA-	29,601	-	29,601	-
AA2/AA	145,286	-	145,286	-
AA2/AA-	73,004	-	73,004	-
AA3/A+	216,419	-	216,419	-
AA3/AA-	100,720	-	100,720	-
AAA	75,000	-	75,000	-
AAA/AAA	50,080	-	50,080	-
BAA1/A	124,088	-	124,088	-
BAA1/A-	165,024	-	165,024	-
BAA1/BBB	251,321	-	251,321	-
BAA1/BBB+	1,219,088	-	1,219,088	-
BAA1/BBB-	122,107	-	122,107	-
BAA2/A-	634,774	-	634,774	-
BAA2/BBB	1,093,236	-	1,093,236	-
BAA2/BBB-	109,012	-	109,012	-
BAA3/BBB	413,521	-	413,521	-
BAA3/BBB-	106,667	-	106,667	-
Government obligations				
FNMA	4,224,714	-	4,224,714	-
FHLMC	3,233,398	-	3,233,398	-
US Treasury Notes	5,467,558	5,467,558	-	-
FHLBC	1,295,682	-	1,295,682	-
International Bonds	124,226	-	124,226	-
Mutual funds	3,578,645	3,578,645	-	-
Deferred compensation trust asset	2,419,956	2,419,956	-	-
Total investments at fair value	84,497,854	66,644,829	17,853,025	-
Liabilities				
Derivative obligation	5,056,603	-	5,056,603	-
Total liabilities at fair value	\$ 5,056,603	\$ -	\$ 5,056,603	\$ -

PALLOTTINE HEALTH SERVICES, INC. AND SUBSIDIARIES

NOTES TO CONSOLIDATED FINANCIAL STATEMENTS

September 30, 2013 and 2012

	2012 Fair Value Measurements			
	Total at September 30, 2012	Level 1	Level 2	Level 3
Investments				
Cash equivalents	\$ 25,802,093	\$ 25,802,093	\$ -	\$ -
Corporate stocks				
Consumer Discretionary	4,189,633	4,189,633	-	-
Consumer Staples	1,455,926	1,455,926	-	-
Energy	3,078,981	3,078,981	-	-
Financials	4,245,863	4,245,863	-	-
Health Care	3,200,949	3,200,949	-	-
Industrials	2,461,481	2,461,481	-	-
Information Technology	7,186,441	7,186,441	-	-
Materials	1,117,461	1,117,461	-	-
Other	6,498,293	6,498,293	-	-
Telecommunication Services	1,282,520	1,282,520	-	-
Utilities	162,929	162,929	-	-
Corporate bonds				
A1/A+	514,487	-	514,487	-
A1/AA+	258,907	-	258,907	-
A2/A+	353,168	-	353,168	-
A2/A	854,729	-	854,729	-
A2/AA	74,592	-	74,592	-
A2/A-	762,483	-	762,483	-
A2/AA-	89,134	-	89,134	-
A3/A	151,378	-	151,378	-
A3/A-	784,211	-	784,211	-
A3/BBB+	217,680	-	217,680	-
AA1/AA	68,237	-	68,237	-
AA1/AA-	31,198	-	31,198	-
AA2/AA	77,936	-	77,936	-
AA2/AA-	193,660	-	193,660	-
AA2/AA+	52,539	-	52,539	-
AA2/A-	11,733	-	11,733	-
AA3/A-	70,397	-	70,397	-
AA3/A+	515,785	-	515,785	-
AA3/AA-	67,532	-	67,532	-
AAA/AAA	284,598	-	284,598	-
AAA/AA+	191,699	-	191,699	-
BAA1/A	101,508	-	101,508	-
BAA1/A-	451,978	-	451,978	-
BAA1/A+	36,780	-	36,780	-
BAA1/BBB	140,239	-	140,239	-
BAA1/BBB+	735,942	-	735,942	-
BAA2/A	144,499	-	144,499	-
BAA2/A-	833,148	-	833,148	-
BAA2/BBB	643,415	-	643,415	-
BAA2/BBB-	288,964	-	288,964	-
BAA2/BBB+	138,694	-	138,694	-
BAA3/BBB	573,457	-	573,457	-

PALLOTTINE HEALTH SERVICES, INC. AND SUBSIDIARIES

NOTES TO CONSOLIDATED FINANCIAL STATEMENTS

September 30, 2013 and 2012

	2012 Fair Value Measurements			
	Total at September 30, 2012	Level 1	Level 2	Level 3
Government obligations				
FNMA	3,519,250	-	3,519,250	-
FHLMC	1,968,835	-	1,968,835	-
US Treasury Notes	4,346,789	4,346,789	-	-
FHLBC	1,581,426	-	1,581,426	-
International Bonds	152,873	-	152,873	-
Other	220,016	-	220,016	-
Deferred compensation trust asset	2,182,822	2,182,822	-	-
Total investments at fair value	84,369,288	67,212,181	17,157,107	-
Liabilities				
Derivative obligation	8,203,742	-	8,203,742	-
Total liabilities at fair value	\$ 8,203,742	\$ -	\$ 8,230,742	\$ -

Assets and Liabilities Recorded at Fair Value on a Nonrecurring Basis

PHS has no assets or liabilities that are recorded at fair value on a nonrecurring basis

Fair Value of Financial Instruments

The table below presents the carrying value and fair value of PHS's financial instruments. The disclosure excludes leases, affiliate investments, pension and benefit obligations, and insurance policy claim reserves.

The fair value represents management's best estimates based on a range of methodologies and assumptions. The carrying value of short-term financial instruments not accounted for at fair value, as well as receivables and payables arising in the ordinary course of business, approximates fair value because of the relatively short period of time between their origination and expected realization. Quoted market prices are used for most investments as well as for liabilities, such as long-term debt, with quoted prices. For liabilities such as long-term debt not accounted for at fair value and without quoted market prices, fair value is based upon estimated cash flows adjusted for credit risk which are discounted using an interest rate appropriate for the maturity of the applicable loans.

For additional information regarding PHS's determination of fair value, including items accounted for at fair value, see the preceding *Fair Value Measurements* section.

The following methods and assumptions were used by PHS in estimating the fair value of its financial instruments.

Cash and cash equivalents: The carrying amount reported in the balance sheet for cash and cash equivalents approximates its fair value.

Investments: Fair values, which are the amounts reported in the balance sheet, are based on quoted market prices, if available, or estimated using quoted market prices for similar securities.

PALLOTTINE HEALTH SERVICES, INC. AND SUBSIDIARIES

NOTES TO CONSOLIDATED FINANCIAL STATEMENTS

September 30, 2013 and 2012

Assets limited as to use: These assets consist primarily of cash and short-term investments and interest receivable. The carrying amount reported in the balance sheet is fair value.

Accounts payable and accrued expenses: The carrying amount reported in the balance sheet for accounts payable and accrued expenses approximates its fair value.

Estimated third-party payor settlements: The carrying amount reported in the balance sheet for estimated third-party payor settlements approximates its fair value.

Long-term debt: Fair values of PHS's revenue notes are based on current traded value. The fair value of PHS's remaining long-term debt is estimated using discounted cash flow analysis, based on PHS's current incremental borrowing rates for similar types of borrowing arrangements.

The carrying amount and fair values of the Company's financial instruments at September 30, 2013 and 2012 are as follows.

	2013		2012	
	Carrying Amount	Fair Value	Carrying Amount	Fair Value
Cash and cash equivalents	\$ 27,342,637	\$ 27,342,637	\$ 17,055,203	\$ 17,055,203
Assets limited as to use	\$ 84,497,854	\$ 84,497,854	\$ 84,369,288	\$ 84,369,288
Long-term investments	\$ 6,236,546	\$ 6,236,546	\$ 5,565,299	\$ 5,565,299
Estimated third-party settlements	\$ (396,670)	\$ (396,670)	\$ 5,524,707	\$ 5,524,707
Accounts payable and accrued expenses	\$ 39,761,096	\$ 39,761,096	\$ 35,558,416	\$ 35,558,416
Long-term debt	\$ 94,854,522	\$ 94,854,522	\$ 99,727,851	\$ 99,727,851

Note 18. Electronic Health Records (EHR)

The Health Information Technology for Economic and Clinical Health Act ("HITECH Act") was enacted into law on February 17, 2009 as part of the American Recovery and Reinvestment Act (ARRA). The HITECH Act includes provisions designed to increase the use of EHR by both physicians and hospitals. The Hospital intends to comply with the EHR meaningful use requirements of the HITECH Act in time to qualify for the maximum available Medicare and Medicaid incentive payments. The Hospitals' compliance will result in significant costs including professional services focused on successfully designing and implementing EHR solutions along with costs associated with the hardware and software components of the project. The Hospitals have incurred and will continue to incur both capital expenditures and operating expenses in connection with the implementation of its EHR initiatives. The timing of these expenditures does not necessarily correlate with the timing of receipt of the incentive payments and the recognition of revenues. St. Mary's recognized revenues relating to Medicare and Medicaid EHR incentive payments of \$3,476,887 and \$0, respectively for the year ended September 30, 2013 and \$0 and \$0, respectively for the year ended September 2012. St. Joseph's recognized revenues relating to Medicare and Medicaid EHR incentive payments of \$0 and \$401,209, respectively, for the year ended September 30, 2013, and \$835,785 and \$428,127, respectively, for the year ended September 30, 2012.

PALLOTTINE HEALTH SERVICES, INC. AND SUBSIDIARIES

NOTES TO CONSOLIDATED FINANCIAL STATEMENTS

September 30, 2013 and 2012

Note 19. Estimated Third-Party Settlements

Estimated third-party settlements consist of amounts receivable (payable) to Medicare and Medicaid programs for settlement of current and prior year cost reports, as well as amounts due from the Medicaid program under the disproportionate share program. These estimated settlements by program are as follows:

	2013	2012
Medicare	\$ 508,231	\$ 6,605,767
Medicaid	(1,025,074)	(1,408,257)
Medicaid disproportionate share	108,000	138,000
Other	12,173	189,197
Net intermediary receivable/(payable)	\$ (396,670)	\$ 5,524,707

OTHER SUPPLEMENTARY FINANCIAL INFORMATION



**INDEPENDENT AUDITOR'S REPORT
ON THE SUPPLEMENTARY FINANCIAL INFORMATION**

To the Board of Trustees
Pallottine Health Services, Inc.
and Subsidiaries
Huntington, West Virginia

We have audited the financial statements of Pallottine Health Services, Inc. and Subsidiaries as of and for the years ended September 30, 2013 and 2012, and have issued our report thereon which contains an unmodified opinion on those financial statements. See pages 1-2. Our audits were conducted for the purpose of forming an opinion on the consolidated financial statements as a whole. The supplementary information is presented for purposes of additional analysis and is not a required part of the financial statements. Such information is the responsibility of management and was derived from and relates directly to the underlying accounting and other records used to prepare the consolidated financial statements. The information has been subjected to the auditing procedures applied in the audits of the consolidated financial statements and certain additional procedures, including comparing and reconciling such information directly to the underlying accounting and other records used to prepare the consolidated financial statements or to the consolidated financial statements themselves, and other additional procedures in accordance with auditing standards generally accepted in the United States of America. In our opinion, the information is fairly stated in all material respects in relation to the consolidated financial statements as a whole.

ARNETT FOSTER TOOTHMAN PLLC

Arnett Foster Toothman PLLC

Charleston, West Virginia
January 15, 2014

101 Washington Street East | P O Box 2629
Charleston, WV 25329
304 346 0441 | 800 642 2601

PALLOTTINE HEALTH SERVICES, INC. AND SUBSIDIARIES

DETAILS OF CONSOLIDATED BALANCE SHEET

September 30, 2013

	Pallottine Health Services, Inc.	St. Mary's Medical Center and Subsidiaries	St. Joseph's Hospital and Subsidiaries	Consolidation and Eliminations	Consolidated
ASSETS					
Current assets:					
Cash and cash equivalents	\$ 944,554	\$ 25,966,976	\$ 431,107	\$ -	\$ 27,342,637
Patient accounts receivable, net	-	61,548,118	5,306,944	-	66,855,062
Other accounts receivable	10,384,552	22,170,748	119,273	(23,252,732)	9,421,841
Inventories	-	9,676,692	1,003,064	-	10,679,756
Prepaid expenses	46,513	3,025,183	965,865	-	4,037,561
Estimated third-party settlements	-	-	-	-	-
Current portion of assets limited as to use	-	3,386,667	285,000	-	3,671,667
Total current assets	11,375,619	125,774,384	8,111,253	(23,252,732)	122,008,524
Assets limited as to use, net of amounts required to meet current liabilities	8,318,861	70,467,151	2,040,175	-	80,826,187
Property and equipment, net	23,830	142,270,107	14,601,806	-	156,895,743
Other assets	11,305	861,361	76,282	(11,305)	937,643
Other investments	3,057,018	2,707,178	472,350	-	6,236,546
Total assets	\$ 22,786,633	\$ 342,080,181	\$ 25,301,866	\$ (23,264,037)	\$ 366,904,643
LIABILITIES AND NET ASSETS					
Current liabilities:					
Notes payable	\$ -	\$ -	\$ -	\$ -	\$ -
Accounts payable and accrued expenses	14,678,597	34,730,215	12,065,016	(21,712,732)	39,761,096
Current portion of long-term debt	-	4,046,787	846,172	-	4,892,959
Estimated third-party settlements	-	394,364	2,306	-	396,670
Other current liabilities	14,019	5,170,407	589,448	-	5,773,874
Total current liabilities	14,692,616	44,341,773	13,502,942	(21,712,732)	50,824,599
Long-term debt	-	81,446,573	10,066,295	(1,551,305)	89,961,563
Accrued pension obligation	-	94,698,687	7,121,030	-	101,819,717
Other liabilities	808,796	5,217,471	499,803	-	6,526,070
Total liabilities	15,501,412	225,704,504	31,190,070	(23,264,037)	249,131,949
Net assets:					
Unrestricted	7,285,221	113,266,523	(6,019,664)	-	114,532,080
Temporarily restricted	-	3,109,154	106,460	-	3,215,614
Permanently restricted	-	-	25,000	-	25,000
Total net assets	7,285,221	116,375,677	(5,888,204)	-	117,772,694
Total liabilities and net assets	\$ 22,786,633	\$ 342,080,181	\$ 25,301,866	\$ (23,264,037)	\$ 366,904,643

PALLOTTINE HEALTH SERVICES, INC. AND SUBSIDIARIES

**DETAILS OF CONSOLIDATED STATEMENT OF OPERATIONS AND
CHANGES IN NET ASSETS
Year Ended September 30, 2013**

	Pallottine Health Services, Inc	St Mary's Medical Center and Subsidiaries	St Joseph's Hospital and Subsidiaries	Consolidation and Eliminations	Consolidated
Unrestricted revenues, gains, and other support					
Patient service revenues (net of contractual allowances and discounts)					
and discounts)	\$ -	\$ 408,389,450	\$ 41,887,518	\$ -	\$ 450,276,968
Less Provision for bad debts	-	(34,414,458)	(6,211,048)	-	(40,625,506)
Net patient service revenue	-	373,974,992	35,676,470	-	409,651,462
Investment income	1,134,123	3,697,134	651,822	-	5,483,079
Electronic health record incentive reimbursement	-	3,476,887	401,209	-	3,878,096
Income from partnership investments	-	(114,493)	-	-	(114,493)
Other	2,129,400	12,919,019	1,067,880	(2,259,962)	13,856,337
Total unrestricted revenues, gains, and other support	3,263,523	393,953,539	37,797,381	(2,259,962)	432,754,481
Expenses					
Salaries and wages	2,101,265	135,831,479	20,010,495	-	157,943,239
Employee benefits	393,198	54,816,835	6,054,336	-	61,264,369
Supplies	-	82,910,381	4,851,069	-	87,761,450
Purchased services	1,026,817	46,335,488	3,934,522	(2,253,612)	49,043,215
Plant operations	6,350	15,394,452	992,995	(6,350)	16,387,447
Interest	-	3,452,612	378,360	-	3,830,972
Depreciation and amortization	6,499	15,559,325	1,674,882	-	17,240,706
Provision for bad debts	-	1,566,599	-	-	1,566,599
Provider tax	-	10,272,996	849,356	-	11,122,352
Other	137,767	10,567,755	3,294,798	-	14,000,320
Total expenses	3,671,896	376,707,922	42,040,813	(2,259,962)	420,160,669
Excess (deficiency) of revenues over expenses from operations	(408,373)	17,245,617	(4,243,432)	-	12,593,812
Change in fair value of derivative obligation	-	2,822,965	324,174	-	3,147,139
Excess (deficiency) of revenues over expenses	(408,373)	20,068,582	(3,919,258)	-	15,740,951
Other changes in unrestricted net assets					
Net unrealized gain (loss) on investments	281,525	1,700,657	(291,913)	-	1,690,269
Change in pension funded status	-	9,903,294	2,342,764	-	12,246,058
Increase (decrease) in unrestricted net assets	(126,848)	31,672,533	(1,868,407)	-	29,677,278
Increase (decrease) in temporarily restricted net assets	-	230,096	(211,459)	-	18,637
Increase (decrease) in net assets	(126,848)	31,902,629	(2,079,866)	-	29,695,915
Net assets, beginning of year	7,412,069	84,473,048	(3,808,338)	-	88,076,779
Net assets, end of year	\$ 7,285,221	\$ 116,375,677	\$ (5,888,204)	\$ -	\$ 117,772,694

PALLOTTINE HEALTH SERVICES, INC. AND SUBSIDIARIES

DETAILS OF CONSOLIDATED BALANCE SHEET

September 30, 2012

	Pallottine Health Services, Inc	St Mary's Medical Center and Subsidiaries	St Joseph's Hospital and Subsidiaries	Consolidation and Eliminations	Consolidated
ASSETS					
Current assets					
Cash and cash equivalents	\$ 822,614	\$ 14,467,717	\$ 1,764,872	\$ -	\$ 17,055,203
Patient accounts receivable, net	-	56,271,971	5,887,728	-	62,159,699
Other accounts receivable	7,994,473	19,553,571	495,461	(19,303,211)	8,740,294
Inventories	-	10,316,019	915,298	-	11,231,317
Prepaid expenses	10,858	4,044,209	1,009,940	-	5,065,007
Estimated third-party settlements (payable)	-	5,979,531	(454,824)	-	5,524,707
Current portion of assets limited as to use	-	3,311,667	275,000	-	3,586,667
Total current assets	8,827,945	113,944,685	9,893,475	(19,303,211)	113,362,894
Assets limited as to use, net of amounts required to meet current liabilities	7,952,089	68,035,745	4,794,787	-	80,782,621
Property and equipment, net	30,329	137,179,250	15,815,849	-	153,025,428
Other assets	11,305	897,398	90,736	(11,305)	988,134
Other investments	2,245,772	2,847,177	472,350	-	5,565,299
Total assets	\$ 19,067,440	\$ 322,904,255	\$ 31,067,197	\$ (19,314,516)	\$ 353,724,376
LIABILITIES AND NET ASSETS					
Current liabilities					
Notes payable	\$ -	\$ -	\$ 1,539,138	\$ -	\$ 1,539,138
Accounts payable and accrued expenses	10,611,909	31,365,259	11,344,459	(17,763,211)	35,558,416
Current portion of long-term debt	-	4,039,870	823,057	-	4,862,927
Other current liabilities	17,646	8,067,995	913,622	-	8,999,263
Total current liabilities	10,629,555	43,473,124	14,620,276	(17,763,211)	50,959,744
Long-term debt	-	85,493,359	10,922,870	(1,551,305)	94,864,924
Accrued pension obligation	-	104,286,182	8,603,676	-	112,889,858
Other liabilities	1,025,816	5,178,542	728,713	-	6,933,071
Total liabilities	11,655,371	238,431,207	34,875,535	(19,314,516)	265,647,597
Net assets					
Unrestricted	7,412,069	81,593,990	(4,151,077)	-	84,854,982
Temporarily restricted	-	2,879,058	317,739	-	3,196,797
Permanently restricted	-	-	25,000	-	25,000
Total net assets	7,412,069	84,473,048	(3,808,338)	-	88,076,779
Total liabilities and net assets	\$ 19,067,440	\$ 322,904,255	\$ 31,067,197	\$ (19,314,516)	\$ 353,724,376

PALLOTTINE HEALTH SERVICES, INC. AND SUBSIDIARIES

**DETAILS OF CONSOLIDATED STATEMENT OF OPERATIONS AND
CHANGES IN NET ASSETS
Year Ended September 30, 2012**

	Pallottine Health Services, Inc	St Mary's Medical Center and Subsidiaries	St Joseph's Hospital and Subsidiaries	Consolidation and Eliminations	Consolidated
Unrestricted revenues, gains, and other support					
Patient service revenues (net of contractual allowances and discounts)	\$ -	\$ 403,122,391	\$ 44,341,960	\$ -	\$ 447,464,351
Less: Provision for bad debts	-	(35,700,966)	(6,515,539)	-	(42,216,505)
Net patient service revenue	-	367,421,425	37,826,421	-	405,247,846
Investment income	977,973	2,968,609	383,474	-	4,330,056
Electronic health record incentive reimbursement	-	-	1,263,912	-	1,263,912
Income from partnership investments	-	(163,358)	-	-	(163,358)
Other	1,871,890	10,489,366	718,913	(1,990,829)	11,089,340
Total unrestricted revenues, gains, and other support	2,849,863	380,716,042	40,192,720	(1,990,829)	421,767,796
Expenses					
Salaries and wages	1,577,180	131,041,496	19,021,320	-	151,639,996
Employee benefits	355,483	54,471,787	5,610,241	-	60,437,511
Supplies	-	83,661,177	5,238,464	-	88,899,641
Purchased services	800,012	40,914,478	3,631,363	(1,984,479)	43,361,374
Plant operations	6,350	14,312,893	935,633	(6,350)	15,248,526
Interest	319	3,709,650	454,448	-	4,164,417
Depreciation and amortization	5,781	15,242,493	1,533,314	-	16,781,588
Provision for bad debts	-	1,821,304	-	-	1,821,304
Provider tax	-	9,963,188	895,613	-	10,858,801
Other	58,252	11,512,767	3,487,644	-	15,058,663
Total expenses	2,803,377	366,651,233	40,808,040	(1,990,829)	408,271,821
Excess (deficiency) of revenues over expenses from operations	46,486	14,064,809	(615,320)	-	13,495,975
Change in fair value of derivative obligation	-	(788,801)	(88,120)	-	(876,921)
Excess (deficiency) of revenues over expenses	46,486	13,276,008	(703,440)	-	12,619,054
Other changes in unrestricted net assets					
Net unrealized gain on investments	631,673	3,642,888	326,738	-	4,601,299
Change in pension funded status	-	(26,050,150)	(1,130,446)	-	(27,180,596)
Increase (decrease) in unrestricted net assets	678,159	(9,131,254)	(1,507,148)	-	(9,960,243)
Increase in temporarily restricted net assets	-	634,437	96,242	-	730,679
Increase (decrease) in net assets	678,159	(8,496,817)	(1,410,906)	-	(9,229,564)
Net assets, beginning of year	6,733,910	92,969,865	(2,397,432)	-	97,306,343
Net assets, end of year	\$ 7,412,069	\$ 84,473,048	\$ (3,808,338)	\$ -	\$ 88,076,779

ST. MARY'S MEDICAL CENTER, INC. AND SUBSIDIARIES

CONSOLIDATED BALANCE SHEETS

September 30, 2013 and 2012

ASSETS	2013	2012
Current assets:		
Cash and cash equivalents	\$ 25,966,976	\$ 14,467,717
Patient accounts receivable, net of allowance for doubtful accounts of \$62,224,000 and \$57,993,000	61,548,118	56,271,971
Other accounts receivable	22,170,748	19,553,571
Inventories	9,676,692	10,316,019
Prepaid expenses	3,025,183	4,044,209
Estimated third-party settlements	-	5,979,531
Current portion of assets limited as to use, externally designated	3,386,667	3,311,667
Total current assets	125,774,384	113,944,685
Assets limited as to use, net of amounts required to meet current liabilities	70,467,151	68,035,745
Property and equipment, net of accumulated depreciation	142,270,107	137,179,250
Other assets	861,361	897,398
Other investments	2,707,178	2,847,177
Total assets	\$ 342,080,181	\$ 322,904,255
LIABILITIES AND NET ASSETS		
Current liabilities:		
Notes payable	\$ -	\$ -
Accounts payable and accrued expenses	34,730,215	31,365,259
Current portion of long-term debt	4,046,787	4,039,870
Estimated third-party settlements	394,364	-
Other current liabilities	5,170,407	8,067,995
Total current liabilities	44,341,773	43,473,124
Long-term debt	81,446,573	85,493,359
Accrued pension obligation	94,698,687	104,286,182
Other liabilities	5,217,471	5,178,542
Total liabilities	225,704,504	238,431,207
Net assets:		
Unrestricted	113,266,523	81,593,990
Temporarily restricted	3,109,154	2,879,058
Total net assets	116,375,677	84,473,048
Total liabilities and net assets	\$ 342,080,181	\$ 322,904,255

ST. MARY'S MEDICAL CENTER, INC. AND SUBSIDIARIES
CONSOLIDATED STATEMENTS OF OPERATIONS AND
CHANGES IN NET ASSETS
Years Ended September 30, 2013 and 2012

	2013	2012
Unrestricted revenues, gains, and other support		
Patient service revenues (net of contractual allowances and discounts)	\$ 408,389,450	\$ 403,122,391
Less: Provision for bad debts	(34,414,458)	(35,700,966)
Net patient service revenue	373,974,992	367,421,425
Investment income	3,697,134	2,968,609
Income from partnership investments	(114,493)	(163,358)
Electronic health record incentive reimbursement	3,476,887	-
Other	12,919,019	10,489,366
Total unrestricted revenues, gains, and other support	393,953,539	380,716,042
Expenses		
Salaries and wages	135,831,479	131,041,496
Employee benefits	54,816,835	54,471,787
Supplies	82,910,381	83,661,177
Purchased services	46,335,488	40,914,478
Plant operations	15,394,452	14,312,893
Interest	3,452,612	3,709,650
Depreciation and amortization	15,559,325	15,242,493
Provision for bad debts	1,566,599	1,821,304
Provider tax	10,272,996	9,963,188
Other	10,567,755	11,512,767
Total expenses	376,707,922	366,651,233
Excess of revenues over expenses from operations	17,245,617	14,064,809
Change in fair value of derivative obligation	2,822,965	(788,801)
Excess of revenues over expenses	20,068,582	13,276,008
Other changes in unrestricted net assets		
Net unrealized gain on investments	1,700,657	3,642,888
Change in pension funded status	9,903,294	(26,050,150)
Increase (decrease) in unrestricted net assets	31,672,533	(9,131,254)
Increase in temporarily restricted net assets	230,096	634,437
Increase (decrease) in net assets	31,902,629	(8,496,817)
Net assets, beginning of year	84,473,048	92,969,865
Net assets, end of year	\$ 116,375,677	\$ 84,473,048

ST. MARY'S MEDICAL CENTER, INC. AND SUBSIDIARIES

DETAILS OF CONSOLIDATED BALANCE SHEET

September 30, 2013

	St. Mary's Medical Center	Vanguard Financial Services	St. Mary's Medical Center Foundation	St. Mary's Occupational Health Center	St. Mary's Medical Management and Subsidiary	Consolidation and Eliminations	Consolidated
ASSETS							
Current assets:							
Cash and cash equivalents	\$ 24,022,206	\$ 526,216	\$ 938,330	\$ 1,047	\$ 479,177	\$ -	\$ 25,966,976
Patient accounts receivable, net	58,959,696	-	-	120,545	2,467,877	-	61,548,118
Other accounts receivable	22,441,904	103,849	35,966	-	-	(410,971)	22,170,748
Inventories	9,676,692	-	-	-	-	-	9,676,692
Prepaid expenses	2,831,327	27,578	6,676	1,196	158,406	-	3,025,183
Estimated third-party settlements	-	-	-	-	-	-	-
Current portion of assets limited as to use	3,386,667	-	-	-	-	-	3,386,667
Total current assets	121,318,492	657,643	980,972	122,788	3,105,460	(410,971)	125,774,384
Assets limited as to use, net of amounts required to meet current liabilities	70,467,151	-	-	-	-	-	70,467,151
Property and equipment, net	140,925,808	24,553	-	1,845	1,317,901	-	142,270,107
Other assets	676,361	-	185,000	-	-	-	861,361
Other investments	3,915,240	-	-	-	1,480,000	(2,688,062)	2,707,178
Total assets	\$ 337,303,052	\$ 682,196	\$ 1,165,972	\$ 124,633	\$ 5,903,361	\$ (3,099,033)	\$ 342,080,181
LIABILITIES AND NET ASSETS							
Current liabilities:							
Notes payable	\$ -	\$ -	\$ -	\$ -	\$ -	\$ -	\$ -
Accounts payable and accrued expenses	32,762,885	(244,333)	33,055	432,550	2,157,029	(410,971)	34,730,215
Current portion of long-term debt	4,046,787	-	-	-	-	-	4,046,787
Estimated third-party settlements	394,364	-	-	-	-	-	394,364
Other current liabilities	5,170,407	-	-	-	-	-	5,170,407
Total current liabilities	42,374,443	(244,333)	33,055	432,550	2,157,029	(410,971)	44,341,773
Long-term debt	81,446,573	-	-	-	-	-	81,446,573
Accrued pension obligation	94,698,687	-	-	-	-	-	94,698,687
Other liabilities	5,217,471	-	-	-	-	-	5,217,471
Total liabilities	223,737,174	(244,333)	33,055	432,550	2,157,029	(410,971)	225,704,504
Net assets:							
Unrestricted	111,477,123	926,529	112,518	(307,917)	3,746,332	(2,688,062)	113,266,523
Temporarily restricted	2,088,755	-	1,020,399	-	-	-	3,109,154
Total net assets	113,565,878	926,529	1,132,917	(307,917)	3,746,332	(2,688,062)	116,375,677
Total liabilities and net assets	\$ 337,303,052	\$ 682,196	\$ 1,165,972	\$ 124,633	\$ 5,903,361	\$ (3,099,033)	\$ 342,080,181

ST. MARY'S MEDICAL CENTER, INC. AND SUBSIDIARIES

DETAILS of CONSOLIDATED STATEMENT OF OPERATIONS AND CHANGES IN NET ASSETS

Year Ended September 30, 2013

	St. Mary's Medical Center	Vanguard Financial Services	St. Mary's Medical Center Foundation	St. Mary's Occupational Health Center	St. Mary's Medical Management and Subsidiary	Consolidation and Eliminations	Consolidated
Unrestricted revenues, gains, and other support							
Patient service revenues (net of contractual allowances and discounts)	\$ 388,895,870	\$ -	\$ -	\$ 749,610	\$ 18,743,970	\$ -	\$ 408,389,450
Less: Provision for bad debts	(34,414,458)	-	-	-	-	-	(34,414,458)
Net patient service revenue	354,481,412	-	-	749,610	18,743,970	-	373,974,992
Investment income	3,438,865	-	1,484	-	256,785	-	3,697,134
Income from partnership investments	(7,448,567)	-	-	-	-	7,334,074	(114,493)
Electronic health record incentive reimbursemen	3,476,887	-	-	-	-	-	3,476,887
Other	10,723,763	1,552,527	531,386	150,576	2,053,593	(2,092,826)	12,919,019
Total unrestricted revenues, gains, and other support	364,672,360	1,552,527	532,870	900,186	21,054,348	5,241,248	393,953,539
Expenses							
Salaries and wages	117,400,914	685,610	-	334,310	17,410,645	-	135,831,479
Employee benefits	50,927,314	122,294	-	81,862	3,685,365	-	54,816,835
Supplies	82,031,139	204,429	-	133,461	541,352	-	82,910,381
Purchased services	45,928,931	23,205	-	271,579	2,204,599	(2,092,826)	46,335,488
Plant operations	14,903,129	200,800	-	30,297	260,226	-	15,394,452
Interest	3,452,412	200	-	-	-	-	3,452,612
Depreciation and amortization	15,318,691	14,149	-	2,544	223,941	-	15,559,325
Provision for bad debts	-	-	-	19,785	1,546,814	-	1,566,599
Provider tax	10,228,778	-	-	-	44,218	-	10,272,996
Other	7,254,729	118,933	834,881	139,306	2,219,906	-	10,567,755
Total expenses	347,446,037	1,369,620	834,881	1,013,144	28,137,066	(2,092,826)	376,707,922
Excess (deficiency) of revenues over expenses from operations	17,226,323	182,907	(302,011)	(112,958)	(7,082,718)	7,334,074	17,245,617
Change in fair value of derivative obligation	2,822,965	-	-	-	-	-	2,822,965
Excess (deficiency) of revenues over expenses	20,049,288	182,907	(302,011)	(112,958)	(7,082,718)	7,334,074	20,068,582
Other changes in unrestricted net assets							
Change in net unrealized gain on investments	1,700,657	-	-	-	-	-	1,700,657
Equity transfers	(283,233)	543,147	274,400	-	6,288,026	(6,822,340)	-
Change in pension funded status	9,903,294	-	-	-	-	-	9,903,294
Increase (decrease) in unrestricted net assets	31,370,006	726,054	(27,611)	(112,958)	(794,692)	511,734	31,672,533
Increase (decrease) in temporarily restricted net assets	304,230	-	(74,134)	-	-	-	230,096
Increase (decrease) in net assets	31,674,236	726,054	(101,745)	(112,958)	(794,692)	511,734	31,902,629
Net assets, beginning of year	81,891,642	200,475	1,234,662	(194,959)	4,541,024	(3,199,796)	84,473,048
Net assets, end of year	\$ 113,565,878	\$ 926,529	\$ 1,132,917	\$ (307,917)	\$ 3,746,332	\$ (2,688,062)	\$ 116,375,677

ST. MARY'S MEDICAL CENTER, INC. AND SUBSIDIARIES

DETAILS OF CONSOLIDATED BALANCE SHEET

September 30, 2012

	St. Mary's Medical Center	Vanguard Financial Services	St. Mary's Medical Center Foundation	St. Mary's Occupational Health Center	St. Mary's Medical Management and Subsidiary	Consolidation and Eliminations	Consolidated
ASSETS							
Current assets:							
Cash and cash equivalents	\$ 12,553,425	\$ 364,199	\$ 1,009,219	\$ 24,127	\$ 516,747	\$ -	\$ 14,467,717
Patient accounts receivable, net	53,536,724	-	-	150,687	2,584,560	-	56,271,971
Other accounts receivable	19,768,981	60,853	87,077	-	-	(363,340)	19,553,571
Inventories	10,314,375	-	1,644	-	-	-	10,316,019
Prepaid expenses	3,849,730	17,692	(225)	2,464	174,548	-	4,044,209
Estimated third-party settlements	5,979,531	-	-	-	-	-	5,979,531
Current portion of assets limited as to use	3,311,667	-	-	-	-	-	3,311,667
Total current assets	109,314,433	442,744	1,097,715	177,278	3,275,855	(363,340)	113,944,685
Assets limited as to use, net of amounts required to meet current liabilities	68,035,745	-	-	-	-	-	68,035,745
Property and equipment, net	135,637,672	33,591	-	4,389	1,503,598	-	137,179,250
Other assets	712,398	-	185,000	-	-	-	897,398
Other investments	4,566,973	-	-	-	1,480,000	(3,199,796)	2,847,177
Total assets	\$ 318,267,221	\$ 476,335	\$ 1,282,715	\$ 181,667	\$ 6,259,453	\$ (3,563,136)	\$ 322,904,255
LIABILITIES AND NET ASSETS							
Current liabilities:							
Notes payable	\$ -	\$ -	\$ -	\$ -	\$ -	\$ -	\$ -
Accounts payable and accrued expenses	29,309,631	275,860	48,053	376,626	1,718,429	(363,340)	31,365,259
Current portion of long-term debt	4,039,870	-	-	-	-	-	4,039,870
Other current liabilities	8,067,995	-	-	-	-	-	8,067,995
Total current liabilities	41,417,496	275,860	48,053	376,626	1,718,429	(363,340)	43,473,124
Long-term debt	85,493,359	-	-	-	-	-	85,493,359
Accrued pension obligation	104,286,182	-	-	-	-	-	104,286,182
Other liabilities	5,178,542	-	-	-	-	-	5,178,542
Total liabilities	236,375,579	275,860	48,053	376,626	1,718,429	(363,340)	238,431,207
Net assets:							
Unrestricted	80,107,117	200,475	140,129	(194,959)	4,541,024	(3,199,796)	81,593,990
Temporarily restricted	1,784,525	-	1,094,533	-	-	-	2,879,058
Total net assets	81,891,642	200,475	1,234,662	(194,959)	4,541,024	(3,199,796)	84,473,048
Total liabilities and net assets	\$ 318,267,221	\$ 476,335	\$ 1,282,715	\$ 181,667	\$ 6,259,453	\$ (3,563,136)	\$ 322,904,255

ST. MARY'S MEDICAL CENTER, INC. AND SUBSIDIARIES

DETAILS OF CONSOLIDATED STATEMENT OF OPERATIONS AND CHANGES IN NET ASSETS

Year Ended September 30, 2012

	St. Mary's Medical Center	Vanguard Financial Services	St. Mary's Medical Center Foundation	St. Mary's Occupational Health Center	St. Mary's Medical Management and Subsidiary	Consolidation and Eliminations	Consolidated
Unrestricted revenues, gains, and other support							
Patient service revenues (net of contractual allowances and discounts)	\$ 383,733,307	\$ -	\$ -	\$ 736,009	\$ 18,653,075	\$ -	\$ 403,122,391
Less: Provision for bad debts	(35,700,966)	-	-	-	-	-	(35,700,966)
Net patient service revenue	348,032,341	-	-	736,009	18,653,075	-	367,421,425
Investment income	2,672,519	-	19,593	-	276,497	-	2,968,609
Income from partnership investments	(6,211,983)	-	-	-	-	6,048,625	(163,358)
Other	8,949,547	1,358,060	341,050	216,131	1,669,182	(2,044,604)	10,489,366
Total unrestricted revenues, gains, and other support	353,442,424	1,358,060	360,643	952,140	20,598,754	4,004,021	380,716,042
Expenses							
Salaries and wages	113,642,398	699,892	-	361,197	16,338,009	-	131,041,496
Employee benefits	50,773,448	137,082	-	84,567	3,476,690	-	54,471,787
Supplies	82,692,030	186,200	1,869	160,839	620,239	-	83,661,177
Purchased services	40,894,262	13,083	41,406	265,469	1,744,862	(2,044,604)	40,914,478
Plant operations	13,849,290	190,225	-	27,602	245,776	-	14,312,893
Interest	3,708,092	441	-	1,117	-	-	3,709,650
Depreciation and amortization	15,047,540	12,017	-	503	182,433	-	15,242,493
Provision for bad debts	-	-	-	45,654	1,775,650	-	1,821,304
Provider tax	9,929,629	-	-	-	33,559	-	9,963,188
Other	8,647,202	114,120	523,153	94,901	2,133,391	-	11,512,767
Total expenses	339,183,891	1,353,060	566,428	1,041,849	26,550,609	(2,044,604)	366,651,233
Excess (deficiency) of revenues over expenses from operations	14,258,533	5,000	(205,785)	(89,709)	(5,951,855)	6,048,625	14,064,809
Change in fair value of derivative obligation	(788,801)	-	-	-	-	-	(788,801)
Excess (deficiency) of revenues over expenses	13,469,732	5,000	(205,785)	(89,709)	(5,951,855)	6,048,625	13,276,008
Other changes in unrestricted net assets							
Change in net unrealized gain on investments	3,642,888	-	-	-	-	-	3,642,888
Equity transfers	19,722,579	-	250,949	-	6,584,333	(26,557,861)	-
Change in pension funded status	(26,050,150)	-	-	-	-	-	(26,050,150)
Increase (decrease) in unrestricted net assets	10,785,049	5,000	45,164	(89,709)	632,478	(20,509,236)	(9,131,254)
Increase in temporarily restricted net assets	462,373	-	172,064	-	-	-	634,437
Increase (decrease) in net assets	11,247,422	5,000	217,228	(89,709)	632,478	(20,509,236)	(8,496,817)
Net assets, beginning of year	70,644,220	195,475	1,017,434	(105,250)	3,908,546	17,309,440	92,969,865
Net assets, end of year	\$ 81,891,642	\$ 200,475	\$ 1,234,662	\$ (194,959)	\$ 4,541,024	\$ (3,199,796)	\$ 84,473,048

ST. JOSEPH'S HOSPITAL OF BUCKHANNON, INC. AND SUBSIDIARIES

CONSOLIDATED BALANCE SHEETS
September 30, 2013 and 2012

ASSETS	2013	2012
Current assets:		
Cash and cash equivalents	\$ 431,107	\$ 1,764,872
Patient accounts receivable, net of allowance for doubtful accounts	5,306,944	5,887,728
Other accounts receivable	119,273	495,461
Inventories	1,003,064	915,298
Prepaid expenses	965,865	1,009,940
Estimated third-party settlements (payable)	-	(454,824)
Current portion of assets limited as to use	285,000	275,000
Total current assets	8,111,253	9,893,475
Assets limited as to use, net of amounts required to meet current liabilities	2,040,175	4,794,787
Property and equipment, net of accumulated depreciation	14,601,806	15,815,849
Other assets	76,282	90,736
Other investments	472,350	472,350
Total assets	\$ 25,301,866	\$ 31,067,197
LIABILITIES AND NET ASSETS		
Current liabilities:		
Notes payable	\$ -	\$ 1,539,138
Accounts payable and accrued expenses	12,065,016	11,344,459
Current portion of long-term debt	846,172	823,057
Estimated third-party settlements	2,306	-
Other current liabilities	589,448	913,622
Total current liabilities	13,502,942	14,620,276
Long-term debt	10,066,295	10,922,870
Accrued pension obligation	7,121,030	8,603,676
Other liabilities	499,803	728,713
Total liabilities	31,190,070	34,875,535
Net assets:		
Unrestricted	(6,019,664)	(4,151,077)
Temporarily restricted	106,460	317,739
Permanently restricted	25,000	25,000
Total net assets	(5,888,204)	(3,808,338)
Total liabilities and net assets	\$ 25,301,866	\$ 31,067,197

ST. JOSEPH'S HOSPITAL OF BUCKHANNON, INC. AND SUBSIDIARIES

CONSOLIDATED STATEMENTS OF OPERATIONS AND
CHANGES IN NET ASSETS

Years Ended September 30, 2013 and 2012

	2013	2012
Unrestricted revenues, gains, and other support		
Patient service revenues (net of contractual allowances and discounts)	\$ 41,887,518	\$ 44,341,960
Less: Provision for bad debts	(6,211,048)	(6,515,539)
Net patient service revenue	35,676,470	37,826,421
Investment income	651,822	383,474
Electronic health record incentive reimbursement	401,209	1,263,912
Other	1,067,880	718,913
Total unrestricted revenues, gains, and other support	37,797,381	40,192,720
Expenses		
Salaries and wages	20,010,495	19,021,320
Employee benefits	6,054,336	5,610,241
Supplies	4,851,069	5,238,464
Purchased services	3,934,522	3,631,363
Plant operations	992,995	935,633
Interest	378,360	454,448
Depreciation and amortization	1,674,882	1,533,314
Provdor tax	849,356	895,613
Other	3,294,798	3,487,644
Total expenses	42,040,813	40,808,040
Deficiency of revenues over expenses from operations	(4,243,432)	(615,320)
Change in fair value of derivative obligation	324,174	(88,120)
Deficiency of revenues over expenses	(3,919,258)	(703,440)
Other changes in unrestricted net assets		
Net unrealized gain (loss) on investments	(291,913)	326,738
Change in pension plan funded status	2,342,764	(1,130,446)
Decrease in unrestricted net assets	(1,868,407)	(1,507,148)
Increase (decrease) in temporarily restricted net assets	(211,459)	96,242
Decrease in net assets	(2,079,866)	(1,410,906)
Net assets, beginning of year	(3,808,338)	(2,397,432)
Net assets, end of year	\$ (5,888,204)	\$ (3,808,338)

ST. JOSEPH'S HOSPITAL OF BUCKHANNON, INC. AND SUBSIDIARIES

DETAILS OF CONSOLIDATED BALANCE SHEET

September 30, 2013

	St. Joseph's Hospital	St. Joseph's Foundation	Consolidation and Eliminations	St. Joseph's Hospital Consolidated
ASSETS				
Current assets:				
Cash and cash equivalents	\$ 431,107	\$ -	\$ -	\$ 431,107
Patient accounts receivable, net	5,306,944	-	-	5,306,944
Other accounts receivable	119,273	-	-	119,273
Inventories	1,003,064	-	-	1,003,064
Prepaid expenses	965,865	-	-	965,865
Estimated third-party settlements	-	-	-	-
Current portion of assets limited as to use	285,000	-	-	285,000
Total current assets	8,111,253	-	-	8,111,253
Assets whose use is limited, net of amount required to meet current liabilities	1,847,366	192,809	-	2,040,175
Property and equipment, net	14,601,806	-	-	14,601,806
Other assets	76,282	-	-	76,282
Other investments	472,350	-	-	472,350
Total assets	\$ 25,109,057	\$ 192,809	\$ -	\$ 25,301,866
LIABILITIES AND NET ASSETS				
Current liabilities:				
Notes payable	\$ -	\$ -	\$ -	\$ -
Accounts payable and accrued expenses	12,065,016	-	-	12,065,016
Current portion of long-term debt	846,172	-	-	846,172
Estimated third-party settlements	2,306	-	-	2,306
Other current liabilities	589,448	-	-	589,448
Total current liabilities	13,502,942	-	-	13,502,942
Long-term debt, net of current portion	10,066,295	-	-	10,066,295
Accrued pension obligation	7,121,030	-	-	7,121,030
Other liabilities	499,803	-	-	499,803
Total liabilities	31,190,070	-	-	31,190,070
Net assets:				
Unrestricted	(6,146,854)	127,190	-	(6,019,664)
Temporarily restricted	40,841	65,619	-	106,460
Permanently restricted	25,000	-	-	25,000
Total net assets	(6,081,013)	192,809	-	(5,888,204)
Total liabilities and net assets	\$ 25,109,057	\$ 192,809	\$ -	\$ 25,301,866

ST. JOSEPH'S HOSPITAL OF BUCKHANNON, INC. AND SUBSIDIARIES

**DETAILS OF CONSOLIDATED STATEMENT OF OPERATIONS AND
CHANGES IN NET ASSETS
Year Ended September 30, 2013**

	St. Joseph's Hospital	St. Joseph's Foundation	Consolidation and Eliminations	St. Joseph's Hospital Consolidated
Unrestricted revenues, gains, and other support				
Patient service revenues (net of contractual allowances and discounts)	\$ 41,887,518	\$ -	\$ -	\$ 41,887,518
Less Provision for bad debts	(6,211,048)	-	-	(6,211,048)
Net patient service revenue	35,676,470	-	-	35,676,470
Investment income	637,539	14,283	-	651,822
Electronic health record incentive reimbursement	401,209	-	-	401,209
Other	947,089	120,791	-	1,067,880
Total unrestricted revenues, gains, and other support	37,662,307	135,074	-	37,797,381
Expenses				
Salaries and wages	20,010,495	-	-	20,010,495
Employee benefits	6,054,336	-	-	6,054,336
Supplies	4,850,918	151	-	4,851,069
Purchased services	3,934,522	-	-	3,934,522
Plant operations	992,995	-	-	992,995
Interest	378,360	-	-	378,360
Depreciation and amortization	1,674,882	-	-	1,674,882
Provider tax	849,356	-	-	849,356
Other	3,183,707	111,091	-	3,294,798
Total expenses	41,929,571	111,242	-	42,040,813
Excess (deficiency) of revenues over expenses from operations	(4,267,264)	23,832	-	(4,243,432)
Change in fair value of derivative obligation	324,174	-	-	324,174
Excess (deficiency) of revenues over expenses	(3,943,090)	23,832	-	(3,919,258)
Other changes in unrestricted net assets				
Net unrealized loss on investments	(291,913)	-	-	(291,913)
Change in pension plan funded status	2,342,764	-	-	2,342,764
Increase (decrease) in unrestricted net assets	(1,892,239)	23,832	-	(1,868,407)
Decrease in temporarily restricted net assets	(10,024)	(201,435)	-	(211,459)
Decrease in net assets	(1,902,263)	(177,603)	-	(2,079,866)
Net assets (deficiency), beginning of year	(4,178,750)	370,412	-	(3,808,338)
Net assets (deficiency), end of year	\$ (6,081,013)	\$ 192,809	\$ -	\$ (5,888,204)

ST. JOSEPH'S HOSPITAL OF BUCKHANNON, INC. AND SUBSIDIARIES

DETAILS OF CONSOLIDATED BALANCE SHEET

September 30, 2012

	St. Joseph's Hospital	St. Joseph's Foundation	Consolidation and Eliminations	St. Joseph's Hospital Consolidated
ASSETS				
Current assets:				
Cash and cash equivalents	\$ 1,764,872	\$ -	\$ -	\$ 1,764,872
Patient accounts receivable, net	5,887,728	-	-	5,887,728
Other accounts receivable	495,461	-	-	495,461
Inventories	915,298	-	-	915,298
Prepaid expenses	1,009,940	-	-	1,009,940
Estimated third-party settlements	(454,824)	-	-	(454,824)
Current portion of assets limited as to use	275,000	-	-	275,000
Total current assets	9,893,475	-	-	9,893,475
Assets whose use is limited, net of amount required to meet current liabilities	4,424,375	370,412	-	4,794,787
Property and equipment, net	15,815,849	-	-	15,815,849
Other assets	90,736	-	-	90,736
Other investments	472,350	-	-	472,350
Total assets	\$ 30,696,785	\$ 370,412	\$ -	\$ 31,067,197
LIABILITIES AND NET ASSETS				
Current liabilities:				
Notes payable	\$ 1,539,138	\$ -	\$ -	\$ 1,539,138
Accounts payable and accrued expenses	11,344,459	-	-	11,344,459
Current portion of long-term debt	823,057	-	-	823,057
Current portion of accrued pension obligation	-	-	-	-
Other current liabilities	913,622	-	-	913,622
Total current liabilities	14,620,276	-	-	14,620,276
Long-term debt, net of current portion	10,922,870	-	-	10,922,870
Accrued pension obligation	8,603,676	-	-	8,603,676
Other liabilities	728,713	-	-	728,713
Total liabilities	34,875,535	-	-	34,875,535
Net assets:				
Unrestricted	(4,254,435)	103,358	-	(4,151,077)
Temporarily restricted	50,685	267,054	-	317,739
Permanently restricted	25,000	-	-	25,000
Total net assets	(4,178,750)	370,412	-	(3,808,338)
Total liabilities and net assets	\$ 30,696,785	\$ 370,412	\$ -	\$ 31,067,197

ST. JOSEPH'S HOSPITAL of BUCKHANNON, INC. AND SUBSIDIARIES

DETAILS OF CONSOLIDATED STATEMENT OF OPERATIONS AND
CHANGES IN NET ASSETS
Year Ended September 30, 2012

	St. Joseph's Hospital	St. Joseph's Foundation	Consolidation and Eliminations	St. Joseph's Hospital Consolidated
Unrestricted revenues, gains, and other support				
Patient service revenues (net of contractual allowances and discounts)	\$ 44,341,960	\$ -	\$ -	\$ 44,341,960
Less Provision for bad debts	(6,515,539)	-	-	(6,515,539)
Net patient service revenue	37,826,421	-	-	37,826,421
Investment income	376,925	6,549	-	383,474
Electronic health record incentive reimbursement	1,263,912	-	-	1,263,912
Other	536,175	182,738	-	718,913
Total unrestricted revenues, gains, and other support	40,003,433	189,287	-	40,192,720
Expenses				
Salaries and wages	19,021,320	-	-	19,021,320
Employee benefits	5,610,241	-	-	5,610,241
Supplies	5,238,373	91	-	5,238,464
Purchased services	3,631,363	-	-	3,631,363
Plant operations	935,633	-	-	935,633
Interest	454,448	-	-	454,448
Depreciation and amortization	1,533,314	-	-	1,533,314
Provision for bad debts	-	-	-	-
Provider tax	895,613	-	-	895,613
Other	3,349,129	138,515	-	3,487,644
Total expenses	40,669,434	138,606	-	40,808,040
Excess (deficiency) of revenues over expenses from operations	(666,001)	50,681	-	(615,320)
Change in fair value of derivative obligation	(88,120)	-	-	(88,120)
Excess (deficiency) of revenues over expenses	(754,121)	50,681	-	(703,440)
Other changes in unrestricted net assets				
Net unrealized gain on investments	326,738	-	-	326,738
Change in pension plan funded status	(1,130,446)	-	-	(1,130,446)
Decrease in unrestricted net assets	(1,557,829)	50,681	-	(1,507,148)
Increase in temporarily restricted net assets	6,119	90,123	-	96,242
Increase (decrease) in net assets	(1,551,710)	140,804	-	(1,410,906)
Net assets (deficiency), beginning of year	(2,627,040)	229,608	-	(2,397,432)
Net assets (deficiency), end of year	\$ (4,178,750)	\$ 370,412	\$ -	\$ (3,808,338)