



See a Social Security Number? Say Something!
Report Privacy Problems to <https://public.resource.org/privacy>
Or call the IRS Identity Theft Hotline at 1-800-908-4490



Return of Private Foundation
or Section 4947(a)(1) Nonexempt Charitable Trust
Treated as a Private Foundation

Department of the Treasury
Internal Revenue Service

Note. The foundation may be able to use a copy of this return to satisfy state reporting requirements

For calendar year 2012 or tax year beginning 10/01, 2012, and ending 09/30, 2013

Name of foundation LUCY & EMILY BEASLEY CHARITABLE TRUST
V15913003
 Number and street (or P O box number if mail is not delivered to street address) Room/suite
10 S DEARBORN IL1-0117
 City or town, state, and ZIP code
CHICAGO, IL 60603

A Employer identification number
34-1350747

B Telephone number (see instructions)
866- 888-5157

C If exemption application is pending, check here

D 1 Foreign organizations, check here
 2 Foreign organizations meeting the 85% test, check here and attach computation

E If private foundation status was terminated under section 507(b)(1)(A), check here

F If the foundation is in a 60-month termination under section 507(b)(1)(B), check here

G Check all that apply:
 Initial return Initial return of a former public charity
 Final return Amended return
 Address change Name change

H Check type of organization: Section 501(c)(3) exempt private foundation
 Section 4947(a)(1) nonexempt charitable trust Other taxable private foundation


I Fair market value of all assets at end of year (from Part II, col. (c), line 16) ▶ \$ 7,931,495.

J Accounting method: Cash Accrual
 Other (specify) _____
 (Part I, column (d) must be on cash basis.)

| Part I Analysis of Revenue and Expenses (The total of amounts in columns (b), (c), and (d) may not necessarily equal the amounts in column (a) (see instructions).) | | (a) Revenue and expenses per books | (b) Net investment income | (c) Adjusted net income | (d) Disbursements for charitable purposes (cash basis only) |
|---|---|------------------------------------|---------------------------|-------------------------|---|
| 1 | Contributions, gifts, grants, etc., received (attach schedule) | | | | |
| 2 | Check <input checked="" type="checkbox"/> if the foundation is not required to attach Sch B | | | | |
| 3 | Interest on savings and temporary cash investments | | | | |
| 4 | Dividends and interest from securities | 173,578. | 173,472. | | STMT 1 |
| 5a | Gross rents | | | | |
| b | Net rental income or (loss) | | | | |
| 6a | Net gain or (loss) from sale of assets not on line 10 | 390,461. | | | |
| b | Gross sales price for all assets on line 6a | 3,959,033. | | | |
| 7 | Capital gain net income (from Part IV, line 2) | | 390,461. | | |
| 8 | Net short-term capital gain | | | | |
| 9 | Income modifications | | | | |
| 10a | Gross sales less returns and allowances | | | | |
| b | Less Cost of goods sold | | | | |
| c | Gross profit or (loss) (attach schedule) | | | | |
| 11 | Other income (attach schedule) | 410. | | | STMT 2 |
| 12 | Total. Add lines 1 through 11 | 564,449. | 563,933. | | |
| 13 | Compensation of officers, directors, trustees, etc. | 87,129. | 65,346. | | 21,782. |
| 14 | Other employee salaries and wages | | NONE | NONE | |
| 15 | Pension plans, employee benefits | | NONE | NONE | |
| 16a | Legal fees (attach schedule) | | | | |
| b | Accounting fees (attach schedule) | | | | |
| c | Other professional fees (attach schedule) | 63,095. | 63,095. | | |
| 17 | Interest | | | | |
| 18 | Taxes (attach schedule) (see instructions) STMT. 4 | 5,098. | 1,398. | | |
| 19 | Depreciation (attach schedule) and depletion | | | | |
| 20 | Occupancy | | | | |
| 21 | Travel, conferences, and meetings | | NONE | NONE | |
| 22 | Printing and publications | | NONE | NONE | |
| 23 | Other expenses (attach schedule) STMT. 5 | 203. | 3. | | 200. |
| 24 | Total operating and administrative expenses. Add lines 13 through 23 | 155,525. | 129,842. | NONE | 21,982. |
| 25 | Contributions, gifts, grants paid | 360,000. | | | 360,000. |
| 26 | Total expenses and disbursements Add lines 24 and 25 | 515,525. | 129,842. | NONE | 381,982. |
| 27 | Subtract line 26 from line 12 | | | | |
| a | Excess of revenue over expenses and disbursements | 48,924. | | | |
| b | Net investment income (if negative, enter -0-) | | 434,091. | | |
| c | Adjusted net income (if negative, enter -0-) | | | | |

RECEIVED DATE JUL 10 2014

SCANNED JUL 24 2014



| Part II Balance Sheets | | Attached schedules and amounts in the description column should be for end-of-year amounts only (See instructions) | | | |
|-----------------------------|--|---|----------------|-----------------------|------------|
| | | Beginning of year | End of year | | |
| | | (a) Book Value | (b) Book Value | (c) Fair Market Value | |
| Assets | 1 | Cash - non-interest-bearing | | | |
| | 2 | Savings and temporary cash investments | 127,217. | 296,234. | 296,234. |
| | 3 | Accounts receivable ▶ Less: allowance for doubtful accounts ▶ | | | |
| | 4 | Pledges receivable ▶ Less: allowance for doubtful accounts ▶ | | | |
| | 5 | Grants receivable | | | |
| | 6 | Receivables due from officers, directors, trustees, and other disqualified persons (attach schedule) (see instructions) | | | |
| | 7 | Other notes and loans receivable (attach schedule) ▶ Less: allowance for doubtful accounts ▶ | | | |
| | 8 | Inventories for sale or use | | | |
| | 9 | Prepaid expenses and deferred charges | | | |
| | 10 a | Investments - U S and state government obligations (attach schedule) | | | |
| | b | Investments - corporate stock (attach schedule) | 3,873,224. | 3,508,396. | 4,189,410. |
| | c | Investments - corporate bonds (attach schedule) | 2,752,208. | 2,654,720. | 2,722,669. |
| | 11 | Investments - land, buildings, and equipment basis Less: accumulated depreciation (attach schedule) ▶ | | | |
| | 12 | Investments - mortgage loans | | | |
| | 13 | Investments - other (attach schedule) | 396,446. | 739,226. | 723,182. |
| | 14 | Land, buildings, and equipment basis Less: accumulated depreciation (attach schedule) ▶ | | | |
| 15 | Other assets (describe ▶) | | | | |
| 16 | Total assets (to be completed by all filers - see the instructions Also, see page 1, item I) | 7,149,095. | 7,198,576. | 7,931,495. | |
| Liabilities | 17 | Accounts payable and accrued expenses | | | |
| | 18 | Grants payable | | | |
| | 19 | Deferred revenue | | | |
| | 20 | Loans from officers, directors, trustees, and other disqualified persons | | | |
| | 21 | Mortgages and other notes payable (attach schedule) | | | |
| | 22 | Other liabilities (describe ▶) | | | |
| 23 | Total liabilities (add lines 17 through 22) | | | NONE | |
| Net Assets or Fund Balances | Foundations that follow SFAS 117, check here ▶ <input type="checkbox"/> and complete lines 24 through 26 and lines 30 and 31. | | | | |
| | 24 | Unrestricted | | | |
| | 25 | Temporarily restricted | | | |
| | 26 | Permanently restricted | | | |
| | Foundations that do not follow SFAS 117, check here and complete lines 27 through 31. ▶ <input checked="" type="checkbox"/> | | | | |
| | 27 | Capital stock, trust principal, or current funds | 7,149,095. | 7,198,576. | |
| | 28 | Paid-in or capital surplus, or land, bldg, and equipment fund | | | |
| | 29 | Retained earnings, accumulated income, endowment, or other funds | | | |
| 30 | Total net assets or fund balances (see instructions) | 7,149,095. | 7,198,576. | | |
| 31 | Total liabilities and net assets/fund balances (see instructions) | 7,149,095. | 7,198,576. | | |

| Part III Analysis of Changes in Net Assets or Fund Balances | | |
|---|--|--------------|
| 1 | Total net assets or fund balances at beginning of year - Part II, column (a), line 30 (must agree with end-of-year figure reported on prior year's return) | 1 7,149,095. |
| 2 | Enter amount from Part I, line 27a | 2 48,924. |
| 3 | Other increases not included in line 2 (itemize) ▶ PRIOR PERIOD ADJUSTMENT | 3 557. |
| 4 | Add lines 1, 2, and 3 | 4 7,198,576. |
| 5 | Decreases not included in line 2 (itemize) ▶ | 5 |
| 6 | Total net assets or fund balances at end of year (line 4 minus line 5) - Part II, column (b), line 30 | 6 7,198,576. |

Part IV Capital Gains and Losses for Tax on Investment Income

| (a) List and describe the kind(s) of property sold (e.g., real estate, 2-story brick warehouse, or common stock, 200 shs MLC Co) | | | | (b) How acquired P - Purchase D - Donation | (c) Date acquired (mo., day, yr) | (d) Date sold (mo., day, yr) |
|--|--|---|---|--|-------------------------------------|---------------------------------|
| 1a PUBLICLY TRADED SECURITIES | | | | | | |
| b | | | | | | |
| c | | | | | | |
| d | | | | | | |
| e | | | | | | |
| (e) Gross sales price | (f) Depreciation allowed (or allowable) | (g) Cost or other basis plus expense of sale | (h) Gain or (loss) (e) plus (f) minus (g) | | | |
| a 3,959,033. | | 3,568,572. | 390,461. | | | |
| b | | | | | | |
| c | | | | | | |
| d | | | | | | |
| e | | | | | | |
| Complete only for assets showing gain in column (h) and owned by the foundation on 12/31/69 | | | (i) Gains (Col. (h) gain minus col. (k), but not less than -0-) or Losses (from col. (h)) | | | |
| (i) FMV as of 12/31/69 | (j) Adjusted basis as of 12/31/69 | (k) Excess of col. (i) over col. (j), if any | | | | |
| a | | | 390,461. | | | |
| b | | | | | | |
| c | | | | | | |
| d | | | | | | |
| e | | | | | | |
| 2 Capital gain net income or (net capital loss) | | | | 2 | 390,461. | |
| { If gain, also enter in Part I, line 7 If (loss), enter -0- in Part I, line 7 } | | | | | | |
| 3 Net short-term capital gain or (loss) as defined in sections 1222(5) and (6): | | | | 3 | | |
| If gain, also enter in Part I, line 8, column (c) (see instructions). If (loss), enter -0- in Part I, line 8 | | | | | | |

Part V Qualification Under Section 4940(e) for Reduced Tax on Net Investment Income

(For optional use by domestic private foundations subject to the section 4940(a) tax on net investment income.)

If section 4940(d)(2) applies, leave this part blank.

Was the foundation liable for the section 4942 tax on the distributable amount of any year in the base period? Yes No
 If "Yes," the foundation does not qualify under section 4940(e). Do not complete this part.

1 Enter the appropriate amount in each column for each year; see the instructions before making any entries.

| (a) Base period years Calendar year (or tax year beginning in) | (b) Adjusted qualifying distributions | (c) Net value of noncharitable-use assets | (d) Distribution ratio (col. (b) divided by col. (c)) |
|---|--|--|---|
| 2011 | 403,464. | 7,700,538. | 0.052394 |
| 2010 | 368,593. | 8,036,376. | 0.045866 |
| 2009 | 354,073. | 7,577,067. | 0.046730 |
| 2008 | 435,435. | 6,876,054. | 0.063326 |
| 2007 | 443,714. | 8,969,674. | 0.049468 |
| 2 Total of line 1, column (d) | | | 2 0.257784 |
| 3 Average distribution ratio for the 5-year base period - divide the total on line 2 by 5, or by the number of years the foundation has been in existence if less than 5 years | | | 3 0.051557 |
| 4 Enter the net value of noncharitable-use assets for 2012 from Part X, line 5 | | | 4 7,858,487. |
| 5 Multiply line 4 by line 3 | | | 5 405,160. |
| 6 Enter 1% of net investment income (1% of Part I, line 27b) | | | 6 4,341. |
| 7 Add lines 5 and 6 | | | 7 409,501. |
| 8 Enter qualifying distributions from Part XII, line 4 | | | 8 381,982. |

If line 8 is equal to or greater than line 7, check the box in Part VI, line 1b, and complete that part using a 1% tax rate. See the Part VI instructions.

Part VI Excise Tax Based on Investment Income (Section 4940(a), 4940(b), 4940(e), or 4948 - see instructions)

Table with 11 rows for excise tax calculations. Includes categories like 'Exempt operating foundations', 'Domestic foundations', 'Tax under section 511', 'Credits/Payments', and 'Overpayment'. Total amount owed is 4,486.

Part VII-A Statements Regarding Activities

Table with 10 rows for activity statements. Includes questions about political campaigns, expenditures, and reporting requirements. Includes 'Yes' and 'No' columns with 'X' marks.

Part VII-A Statements Regarding Activities (continued)

11 At any time during the year, did the foundation, directly or indirectly, own a controlled entity within the meaning of section 512(b)(13)? If "Yes," attach schedule (see instructions) 11 X
12 Did the foundation make a distribution to a donor advised fund over which the foundation or a disqualified person had advisory privileges? If "Yes," attach statement (see instructions) 12 X
13 Did the foundation comply with the public inspection requirements for its annual returns and exemption application? 13 X
Website address N/A
14 The books are in care of JPMORGAN CHASE BANK, NA Telephone no. (866) 888-5157
Located at 10 S DEARBORN; MC: IL1-0117, CHICAGO, IL ZIP+4 60603
15 Section 4947(a)(1) nonexempt charitable trusts filing Form 990-PF in lieu of Form 1041 - Check here 15
16 At any time during calendar year 2012, did the foundation have an interest in or a signature or other authority over a bank, securities, or other financial account in a foreign country? 16 Yes No X
See the instructions for exceptions and filing requirements for Form TD F 90-22.1 If "Yes," enter the name of the foreign country

Part VII-B Statements Regarding Activities for Which Form 4720 May Be Required

File Form 4720 if any item is checked in the "Yes" column, unless an exception applies.

1a During the year did the foundation (either directly or indirectly):
(1) Engage in the sale or exchange, or leasing of property with a disqualified person? Yes X No
(2) Borrow money from, lend money to, or otherwise extend credit to (or accept it from) a disqualified person? Yes X No
(3) Furnish goods, services, or facilities to (or accept them from) a disqualified person? Yes X No
(4) Pay compensation to, or pay or reimburse the expenses of, a disqualified person? X Yes No
(5) Transfer any income or assets to a disqualified person (or make any of either available for the benefit or use of a disqualified person)? Yes X No
(6) Agree to pay money or property to a government official? (Exception. Check "No" if the foundation agreed to make a grant to or to employ the official for a period after termination of government service, if terminating within 90 days) Yes X No
b If any answer is "Yes" to 1a(1)-(6), did any of the acts fail to qualify under the exceptions described in Regulations section 53.4941(d)-3 or in a current notice regarding disaster assistance (see instructions)? 1b X
Organizations relying on a current notice regarding disaster assistance check here
c Did the foundation engage in a prior year in any of the acts described in 1a, other than excepted acts, that were not corrected before the first day of the tax year beginning in 2012? 1c X
2 Taxes on failure to distribute income (section 4942) (does not apply for years the foundation was a private operating foundation defined in section 4942(j)(3) or 4942(j)(5)):
a At the end of tax year 2012, did the foundation have any undistributed income (lines 6d and 6e, Part XIII) for tax year(s) beginning before 2012? Yes X No
If "Yes," list the years
b Are there any years listed in 2a for which the foundation is not applying the provisions of section 4942(a)(2) (relating to incorrect valuation of assets) to the year's undistributed income? (If applying section 4942(a)(2) to all years listed, answer "No" and attach statement - see instructions.) 2b X
c If the provisions of section 4942(a)(2) are being applied to any of the years listed in 2a, list the years here.
3a Did the foundation hold more than a 2% direct or indirect interest in any business enterprise at any time during the year? Yes X No
b If "Yes," did it have excess business holdings in 2012 as a result of (1) any purchase by the foundation or disqualified persons after May 26, 1969; (2) the lapse of the 5-year period (or longer period approved by the Commissioner under section 4943(c)(7)) to dispose of holdings acquired by gift or bequest; or (3) the lapse of the 10-, 15-, or 20-year first phase holding period? (Use Schedule C, Form 4720, to determine if the foundation had excess business holdings in 2012) 3b
4a Did the foundation invest during the year any amount in a manner that would jeopardize its charitable purposes? 4a X
b Did the foundation make any investment in a prior year (but after December 31, 1969) that could jeopardize its charitable purpose that had not been removed from jeopardy before the first day of the tax year beginning in 2012? 4b X

Part VII-B Statements Regarding Activities for Which Form 4720 May Be Required (continued)

5a During the year did the foundation pay or incur any amount to:

(1) Carry on propaganda, or otherwise attempt to influence legislation (section 4945(e))? Yes No

(2) Influence the outcome of any specific public election (see section 4955); or to carry on, directly or indirectly, any voter registration drive? Yes No

(3) Provide a grant to an individual for travel, study, or other similar purposes? Yes No

(4) Provide a grant to an organization other than a charitable, etc., organization described in section 509(a)(1), (2), or (3), or section 4940(d)(2)? (see instructions) Yes No

(5) Provide for any purpose other than religious, charitable, scientific, literary, or educational purposes, or for the prevention of cruelty to children or animals? Yes No

b If any answer is "Yes" to 5a(1)-(5), did any of the transactions fail to qualify under the exceptions described in Regulations section 53.4945 or in a current notice regarding disaster assistance (see instructions)? Yes No
 Organizations relying on a current notice regarding disaster assistance check here

c If the answer is "Yes" to question 5a(4), does the foundation claim exemption from the tax because it maintained expenditure responsibility for the grant? Yes No
 If "Yes," attach the statement required by Regulations section 53.4945-5(d)

6a Did the foundation, during the year, receive any funds, directly or indirectly, to pay premiums on a personal benefit contract? Yes No

b Did the foundation, during the year, pay premiums, directly or indirectly, on a personal benefit contract? Yes No
 If "Yes" to 6b, file Form 8870

7a At any time during the tax year, was the foundation a party to a prohibited tax shelter transaction? Yes No

b If "Yes," did the foundation receive any proceeds or have any net income attributable to the transaction? Yes No

Part VIII Information About Officers, Directors, Trustees, Foundation Managers, Highly Paid Employees, and Contractors

1 List all officers, directors, trustees, foundation managers and their compensation (see instructions).

| (a) Name and address | (b) Title, and average hours per week devoted to position | (c) Compensation (if not paid, enter -0-) | (d) Contributions to employee benefit plans and deferred compensation | (e) Expense account, other allowances |
|--|---|---|---|---------------------------------------|
| HOWARD W CABLE JR 1300 EAST 9TH ST, CLEVELAND, OH 44114 | TRUSTEE 2 | 67,129. | -0- | -0- |
| ROBERT E HISSONG 1300 EAST 9TH ST, CLEVELAND, OH 44114 | BOARD MEMBER 2 | | | |
| A RUSSELL SMITH 1300 EAST 9TH ST, CLEVELAND, OH 44114 | BOARD MEMBER 2 | 10,000. | | |
| GAY W CABLE 1300 EAST 9TH ST, CLEVELAND, OH 44114 | BOARD MEMBER 2 | 10,000. | | |

2 Compensation of five highest-paid employees (other than those included on line 1 - see instructions). If none, enter "NONE."

| (a) Name and address of each employee paid more than \$50,000 | (b) Title, and average hours per week devoted to position | (c) Compensation | (d) Contributions to employee benefit plans and deferred compensation | (e) Expense account, other allowances |
|---|---|------------------|---|---------------------------------------|
| NONE | | NONE | NONE | NONE |
| | | | | |
| | | | | |
| | | | | |
| | | | | |

Total number of other employees paid over \$50,000 **NONE**

Part VIII Information About Officers, Directors, Trustees, Foundation Managers, Highly Paid Employees, and Contractors (continued)

| 3 Five highest-paid independent contractors for professional services (see instructions). If none, enter "NONE." | | |
|---|---------------------|------------------|
| (a) Name and address of each person paid more than \$50,000 | (b) Type of service | (c) Compensation |
| JPMORGAN CHASE BANK, NA CHICAGO, IL 60603 | INVESTMENT MANAGER | 63,095. |
| ----- | | |
| ----- | | |
| ----- | | |
| ----- | | |
| ----- | | |
| Total number of others receiving over \$50,000 for professional services | | NONE |

Part IX-A Summary of Direct Charitable Activities

| List the foundation's four largest direct charitable activities during the tax year. Include relevant statistical information such as the number of organizations and other beneficiaries served, conferences convened, research papers produced, etc | Expenses |
|---|----------|
| 1 NONE ----- | |
| 2 ----- | |
| 3 ----- | |
| 4 ----- | |

Part IX-B Summary of Program-Related Investments (see instructions)

| Describe the two largest program-related investments made by the foundation during the tax year on lines 1 and 2 | Amount |
|--|--------|
| 1 NONE ----- | |
| 2 ----- | |
| All other program-related investments See instructions | |
| 3 NONE ----- | |
| Total. Add lines 1 through 3 | |

Part X Minimum Investment Return (All domestic foundations must complete this part. Foreign foundations, see instructions.)

| | | | |
|----------|---|-----------|------------|
| 1 | Fair market value of assets not used (or held for use) directly in carrying out charitable, etc., purposes: | | |
| a | Average monthly fair market value of securities | 1a | 7,542,070. |
| b | Average of monthly cash balances | 1b | 436,089. |
| c | Fair market value of all other assets (see instructions) | 1c | NONE |
| d | Total (add lines 1a, b, and c) | 1d | 7,978,159. |
| e | Reduction claimed for blockage or other factors reported on lines 1a and 1c (attach detailed explanation) | 1e | |
| 2 | Acquisition indebtedness applicable to line 1 assets | 2 | NONE |
| 3 | Subtract line 2 from line 1d | 3 | 7,978,159. |
| 4 | Cash deemed held for charitable activities. Enter 1 1/2% of line 3 (for greater amount, see instructions) | 4 | 119,672. |
| 5 | Net value of noncharitable-use assets. Subtract line 4 from line 3. Enter here and on Part V, line 4 | 5 | 7,858,487. |
| 6 | Minimum investment return. Enter 5% of line 5 | 6 | 392,924. |

Part XI Distributable Amount (see instructions) (Section 4942(j)(3) and (j)(5) private operating foundations and certain foreign organizations check here and do not complete this part.)

| | | | |
|-----------|--|-----------|----------|
| 1 | Minimum investment return from Part X, line 6 | 1 | 392,924. |
| 2a | Tax on investment income for 2012 from Part VI, line 5 | 2a | 8,682. |
| b | Income tax for 2012. (This does not include the tax from Part VI.) | 2b | |
| c | Add lines 2a and 2b | 2c | 8,682. |
| 3 | Distributable amount before adjustments. Subtract line 2c from line 1 | 3 | 384,242. |
| 4 | Recoveries of amounts treated as qualifying distributions | 4 | NONE |
| 5 | Add lines 3 and 4 | 5 | 384,242. |
| 6 | Deduction from distributable amount (see instructions) | 6 | NONE |
| 7 | Distributable amount as adjusted Subtract line 6 from line 5. Enter here and on Part XIII, line 1 | 7 | 384,242. |

Part XII Qualifying Distributions (see instructions)

| | | | |
|----------|--|-----------|----------|
| 1 | Amounts paid (including administrative expenses) to accomplish charitable, etc., purposes: | | |
| a | Expenses, contributions, gifts, etc. - total from Part I, column (d), line 26 | 1a | 381,982. |
| b | Program-related investments - total from Part IX-B | 1b | |
| 2 | Amounts paid to acquire assets used (or held for use) directly in carrying out charitable, etc., purposes | 2 | NONE |
| 3 | Amounts set aside for specific charitable projects that satisfy the: | | |
| a | Suitability test (prior IRS approval required) | 3a | NONE |
| b | Cash distribution test (attach the required schedule) | 3b | NONE |
| 4 | Qualifying distributions. Add lines 1a through 3b. Enter here and on Part V, line 8, and Part XIII, line 4 | 4 | 381,982. |
| 5 | Foundations that qualify under section 4940(e) for the reduced rate of tax on net investment income. Enter 1% of Part I, line 27b (see instructions) | 5 | N/A |
| 6 | Adjusted qualifying distributions. Subtract line 5 from line 4 | 6 | 381,982. |

Note. The amount on line 6 will be used in Part V, column (b), in subsequent years when calculating whether the foundation qualifies for the section 4940(e) reduction of tax in those years

Part XIII Undistributed Income (see instructions)

| | (a) Corpus | (b) Years prior to 2011 | (c) 2011 | (d) 2012 |
|--|---------------|----------------------------|-------------|-------------|
| 1 Distributable amount for 2012 from Part XI, line 7 | | | | 384,242. |
| 2 Undistributed income, if any, as of the end of 2012. | | | | |
| a Enter amount for 2011 only | | | 359,691. | |
| b Total for prior years. 20 10, 20 , 20 | | NONE | | |
| 3 Excess distributions carryover, if any, to 2012 | | | | |
| a From 2007 | NONE | | | |
| b From 2008 | NONE | | | |
| c From 2009 | NONE | | | |
| d From 2010 | NONE | | | |
| e From 2011 | NONE | | | |
| f Total of lines 3a through e | NONE | | | |
| 4 Qualifying distributions for 2012 from Part XII, line 4: ▶ \$ 381,982. | | | | |
| a Applied to 2011, but not more than line 2a | | | 359,691. | |
| b Applied to undistributed income of prior years (Election required - see instructions) | | NONE | | |
| c Treated as distributions out of corpus (Election required - see instructions) | NONE | | | |
| d Applied to 2012 distributable amount | | | | 22,291. |
| e Remaining amount distributed out of corpus | NONE | | | |
| 5 Excess distributions carryover applied to 2012 (If an amount appears in column (d), the same amount must be shown in column (a)) | NONE | | | NONE |
| 6 Enter the net total of each column as indicated below: | | | | |
| a Corpus. Add lines 3f, 4c, and 4e Subtract line 5 | NONE | | | |
| b Prior years' undistributed income. Subtract line 4b from line 2b | | NONE | | |
| c Enter the amount of prior years' undistributed income for which a notice of deficiency has been issued, or on which the section 4942(a) tax has been previously assessed | | NONE | | |
| d Subtract line 6c from line 6b Taxable amount - see instructions | | NONE | | |
| e Undistributed income for 2011 Subtract line 4a from line 2a Taxable amount - see instructions | | | | |
| f Undistributed income for 2012 Subtract lines 4d and 5 from line 1. This amount must be distributed in 2013 | | | | 361,951. |
| 7 Amounts treated as distributions out of corpus to satisfy requirements imposed by section 170(b)(1)(F) or 4942(g)(3) (see instructions) | NONE | | | |
| 8 Excess distributions carryover from 2007 not applied on line 5 or line 7 (see instructions) | NONE | | | |
| 9 Excess distributions carryover to 2013. Subtract lines 7 and 8 from line 6a | NONE | | | |
| 10 Analysis of line 9. | | | | |
| a Excess from 2008 | NONE | | | |
| b Excess from 2009 | NONE | | | |
| c Excess from 2010 | NONE | | | |
| d Excess from 2011 | NONE | | | |
| e Excess from 2012 | NONE | | | |

Part XIV Private Operating Foundations (see instructions and Part VII-A, question 9)

NOT APPLICABLE

1a If the foundation has received a ruling or determination letter that it is a private operating foundation, and the ruling is effective for 2012, enter the date of the ruling

b Check box to indicate whether the foundation is a private operating foundation described in section 4942(j)(3) or 4942(j)(5)

Table with 5 columns: Tax year (a) 2012, Prior 3 years (b) 2011, (c) 2010, (d) 2009, (e) Total. Rows include 2a (Adjusted net income), 2b (85% of line 2a), 2c (Qualifying distributions from Part XII), 2d (Amounts included in line 2c not used directly for active conduct of exempt activities), 2e (Qualifying distributions made directly for active conduct of exempt activities), 3 (Alternative tests: Assets, Endowment, Support).

Part XV Supplementary Information (Complete this part only if the foundation had \$5,000 or more in assets at any time during the year - see instructions.)

1 Information Regarding Foundation Managers:
a List any managers of the foundation who have contributed more than 2% of the total contributions received by the foundation before the close of any tax year (but only if they have contributed more than \$5,000). (See section 507(d)(2).)

N/A

b List any managers of the foundation who own 10% or more of the stock of a corporation (or an equally large portion of the ownership of a partnership or other entity) of which the foundation has a 10% or greater interest.

N/A

2 Information Regarding Contribution, Grant, Gift, Loan, Scholarship, etc., Programs:
Check here [] if the foundation only makes contributions to preselected charitable organizations and does not accept unsolicited requests for funds. If the foundation makes gifts, grants, etc. (see instructions) to individuals or organizations under other conditions, complete items 2a, b, c, and d.

a The name, address, and telephone number or e-mail of the person to whom applications should be addressed:
SEE STATEMENT 6

b The form in which applications should be submitted and information and materials they should include:
SEE ATTACHED STATEMENT FOR LINE 2

c Any submission deadlines:
SEE ATTACHED STATEMENT FOR LINE 2

d Any restrictions or limitations on awards, such as by geographical areas, charitable fields, kinds of institutions, or other factors:
SEE ATTACHED STATEMENT FOR LINE 2

Part XV Supplementary Information (continued)

3 Grants and Contributions Paid During the Year or Approved for Future Payment

| Recipient Name and address (home or business) | If recipient is an individual, show any relationship to any foundation manager or substantial contributor | Foundation status of recipient | Purpose of grant or contribution | Amount |
|--|--|--------------------------------------|-------------------------------------|-----------------------------|
| <p>a Paid during the year</p> <p>SEE STATEMENT 14</p> | | | | <p>360,000.</p> |
| Total | | | | <p>▶ 3a 360,000.</p> |
| <p>b Approved for future payment</p> | | | | |
| Total | | | | <p>▶ 3b</p> |

Part XVII Information Regarding Transfers To and Transactions and Relationships With Noncharitable Exempt Organizations

- 1 Did the organization directly or indirectly engage in any of the following with any other organization described in section 501(c) of the Code...
a Transfers from the reporting foundation to a noncharitable exempt organization of:
(1) Cash
(2) Other assets
b Other transactions:
(1) Sales of assets to a noncharitable exempt organization
(2) Purchases of assets from a noncharitable exempt organization
(3) Rental of facilities, equipment, or other assets
(4) Reimbursement arrangements
(5) Loans or loan guarantees
(6) Performance of services or membership or fundraising solicitations
c Sharing of facilities, equipment, mailing lists, other assets, or paid employees
d If the answer to any of the above is "Yes," complete the following schedule.

Table with columns 'Yes' and 'No'. Rows include 1a(1), 1a(2), 1b(1) through 1b(6), and 1c. 'X' marks are present in the 'No' column for 1a(1), 1a(2), 1b(1), 1b(2), 1b(3), 1b(4), 1b(5), 1b(6), and 1c.

Table with 4 columns: (a) Line no, (b) Amount involved, (c) Name of noncharitable exempt organization, (d) Description of transfers, transactions, and sharing arrangements.

2a Is the foundation directly or indirectly affiliated with, or related to, one or more tax-exempt organizations described in section 501(c) of the Code (other than section 501(c)(3)) or in section 527? Yes No

Table with 3 columns: (a) Name of organization, (b) Type of organization, (c) Description of relationship.

Sign Here Under penalties of perjury, I declare that I have examined this return, including accompanying schedules and statements, and to the best of my knowledge and belief, it is true, correct, and complete. Declaration of preparer (other than taxpayer) is based on all information of which preparer has any knowledge. Signature of officer or trustee: [Signature], Date: 05/13/2014, Title: [Blank]. May the IRS discuss this return with the preparer shown below (see instructions)? Yes No

Paid Preparer Use Only Print/Type preparer's name: AMBER HOPP-SCHMIDT, Preparer's signature: [Signature], Date: 5/13/14, Check [] if self-employed, PTIN: P01755534, Firm's name: JPMORGAN CHASE BANK, NA, Firm's EIN: 13-4994650, Firm's address: 10 S DEARBORN IL 1-0111 CHICAGO, IL 60603, Phone no: [Blank]

FORM 990PF, PART I - DIVIDENDS AND INTEREST FROM SECURITIES

| DESCRIPTION | REVENUE AND EXPENSES PER BOOKS | NET INVESTMENT INCOME |
|--|--------------------------------|-----------------------|
| DIVIDENDS AND INTEREST FROM SECURITIES | 173,578. | 173,472. |
| TOTAL | 173,578. | 173,472. |

FORM 990PF, PART I - OTHER INCOME
=====

| DESCRIPTION ----- | REVENUE AND EXPENSES PER BOOKS ----- |
|----------------------|--|
| DEFERRED REVENUE | 410. |
| TOTALS | ----- 410. ===== |

FORM 990PF, PART I - OTHER PROFESSIONAL FEES

| DESCRIPTION | REVENUE AND EXPENSES PER BOOKS | NET INVESTMENT INCOME |
|--------------------------------|--------------------------------|-----------------------|
| INVESTMENT MGMT FEES-SUBJECT T | 63,095. | 63,095. |
| TOTALS | 63,095. | 63,095. |

FORM 990PF, PART I - TAXES

=====

| DESCRIPTION | REVENUE AND EXPENSES PER BOOKS | NET INVESTMENT INCOME |
|--------------------------------|---|-----------------------------|
| FOREIGN TAXES | 58. | 58. |
| FEDERAL TAX PAYMENT - PRIOR YE | 3,700. | |
| FOREIGN TAXES ON QUALIFIED FOR | 1,215. | 1,215. |
| FOREIGN TAXES ON NONQUALIFIED | 125. | 125. |
| TOTALS | 5,098. | 1,398. |

LUCY & EMILY BEASLEY CHARITABLE TRUST

34-1350747

FORM 990PF, PART I - OTHER EXPENSES

=====

| DESCRIPTION | REVENUE AND EXPENSES PER BOOKS | NET INVESTMENT INCOME | CHARITABLE PURPOSES |
|-------------------------------|---|-----------------------------|------------------------|
| ATTORNEY GENERAL FEE | 200. | | 200. |
| OTHER NONALLOCABLE EXPENSES - | 3. | 3. | |
| TOTALS | 203. | 3. | 200. |

LUCY & EMILY BEASLEY CHARITABLE TRUST
FORM 990PF, PART XV - LINES 2a - 2d
=====

34-1350747

RECIPIENT NAME:

JPMORGAN CHASE BANK, NA

ADDRESS:

1300 EAST 9TH STREET

CLEVELAND, OH 44114

RECIPIENT'S PHONE NUMBER: 216-781-2204

FORM, INFORMATION AND MATERIALS:

BY LETTER - DESCRIPTION OF ORGANIZATION AND NEED

SUBMISSION DEADLINES:

NO DEADLINE - ANYTIME DURING THE YEAR

RESTRICTIONS OR LIMITATIONS ON AWARDS:

NO RESTRICTIONS OF ANY KIND

STATEMENT 6

RECIPIENT NAME:
ACCESS
ADDRESS:
PO BOX 1007
AKRON, OH 44309
RELATIONSHIP:
NONE
PURPOSE OF GRANT:
GENERAL
FOUNDATION STATUS OF RECIPIENT:
PUBLIC
AMOUNT OF GRANT PAID 35,000.

RECIPIENT NAME:
GOODWILL INDUSTRIES
ADDRESS:
570 E. WATERLOO ROAD
AKRON, OH 44319
RELATIONSHIP:
NONE
PURPOSE OF GRANT:
GENERAL
FOUNDATION STATUS OF RECIPIENT:
PUBLIC
AMOUNT OF GRANT PAID 40,000.

RECIPIENT NAME:
HAVEN OF REST
ADDRESS:
AKRON, OH
RELATIONSHIP:
NONE
PURPOSE OF GRANT:
GENERAL
FOUNDATION STATUS OF RECIPIENT:
PUBLIC
AMOUNT OF GRANT PAID 25,000.

RECIPIENT NAME:
BELMONT UNIVERSITY
ADDRESS:
190 BELMONT BLVD.
NASHVILLE, TN 37212
RELATIONSHIP:
NONE
PURPOSE OF GRANT:
GENERAL
FOUNDATION STATUS OF RECIPIENT:
PUBLIC
AMOUNT OF GRANT PAID 1,000.

RECIPIENT NAME:
HUMANE SOCIETY OF GREATER AKRON
ADDRESS:
4904 QUICK ROAD
PENINSULA, OH 44264
RELATIONSHIP:
NONE
PURPOSE OF GRANT:
GENERAL
FOUNDATION STATUS OF RECIPIENT:
PUBLIC
AMOUNT OF GRANT PAID 1,000.

RECIPIENT NAME:
BATTERED WOMEN'S SHELTER
ADDRESS:
759 W. MARKET STREET
AKRON, OH 44303
RELATIONSHIP:
NONE
PURPOSE OF GRANT:
GENERAL
FOUNDATION STATUS OF RECIPIENT:
PUBLIC
AMOUNT OF GRANT PAID 30,000.

RECIPIENT NAME:
H M LIFE OPPORTUNITY SERVICES
ADDRESS:
PO BOX 8174
AKRON, OH 44320
RELATIONSHIP:
NONE
PURPOSE OF GRANT:
GENERAL
FOUNDATION STATUS OF RECIPIENT:
PUBLIC
AMOUNT OF GRANT PAID 20,000.

RECIPIENT NAME:
ARDMORE FOUNDATION INC.
ADDRESS:
981 E. MARKET STREET
AKRON, OH 44305
RELATIONSHIP:
NONE
PURPOSE OF GRANT:
GENERAL
FOUNDATION STATUS OF RECIPIENT:
PUBLIC
AMOUNT OF GRANT PAID 5,000.

RECIPIENT NAME:
BOYS AND GIRLS CLUBS OF THE WESTERN
RESERVE INC.
ADDRESS:
889 JONATHAN AVE.
AKRON, OH 44306
RELATIONSHIP:
NONE
PURPOSE OF GRANT:
GENERAL
FOUNDATION STATUS OF RECIPIENT:
PUBLIC
AMOUNT OF GRANT PAID 40,000.

RECIPIENT NAME:
CUMBERLAND COLLEGE
ADDRESS:
816 WALNUT STREET
WILLIAMSBURG, KY 40769
RELATIONSHIP:
NONE
PURPOSE OF GRANT:
GENERAL
FOUNDATION STATUS OF RECIPIENT:
PUBLIC
AMOUNT OF GRANT PAID 1,000.

RECIPIENT NAME:
GENNESARET
ADDRESS:
PO BOX 4933
AKRON, OH 44310
RELATIONSHIP:
NONE
PURPOSE OF GRANT:
GENERAL
FOUNDATION STATUS OF RECIPIENT:
PUBLIC
AMOUNT OF GRANT PAID 25,000.

RECIPIENT NAME:
PROJECT LEARN OF SUMMIT COUNTY
ADDRESS:
1040 E. TALLMADGE AVE.
AKRON, OH 44310
RELATIONSHIP:
NONE
PURPOSE OF GRANT:
GENERAL
FOUNDATION STATUS OF RECIPIENT:
PUBLIC
AMOUNT OF GRANT PAID 1,000.

RECIPIENT NAME:
SALVATION ARMY
ADDRESS:
190 S. MAPLE STREET
AKRON, OH 44302
RELATIONSHIP:
NONE
PURPOSE OF GRANT:
GENERAL
FOUNDATION STATUS OF RECIPIENT:
PUBLIC
AMOUNT OF GRANT PAID 50,000.

RECIPIENT NAME:
WEBB SCHOOL
ADDRESS:
PO BOX 488
BELLE BUCKLE, TN 37020
RELATIONSHIP:
NONE
PURPOSE OF GRANT:
GENERAL
FOUNDATION STATUS OF RECIPIENT:
PUBLIC
AMOUNT OF GRANT PAID 1,000.

RECIPIENT NAME:
AKRON BOARD OF EDUCATION
ADDRESS:
70 NORTH BROADWAY
AKRON, OH 44308
RELATIONSHIP:
NONE
PURPOSE OF GRANT:
GENERAL
FOUNDATION STATUS OF RECIPIENT:
PUBLIC
AMOUNT OF GRANT PAID 1,000.

RECIPIENT NAME:
AKRON-SUMMIT COUNTY PUBLIC LIBRARY
ADDRESS:
60 S HIGH ST
AKRON, OH 44326
RELATIONSHIP:
NONE
PURPOSE OF GRANT:
GENERAL
FOUNDATION STATUS OF RECIPIENT:
PUBLIC
AMOUNT OF GRANT PAID 1,000.

RECIPIENT NAME:
VALLEY VIEW BAPTIST CHURCH
ADDRESS:
2442 EASTLAND AVE.
NASHVILLE, TN 37206
RELATIONSHIP:
NONE
PURPOSE OF GRANT:
GENERAL
FOUNDATION STATUS OF RECIPIENT:
PUBLIC
AMOUNT OF GRANT PAID 1,000.

RECIPIENT NAME:
AKRON ROTARY FOUNDATION
ADDRESS:
4460 REX LAKE DRIVE
AKRON, OH 44319
RELATIONSHIP:
NONE
PURPOSE OF GRANT:
GENERAL
FOUNDATION STATUS OF RECIPIENT:
PUBLIC
AMOUNT OF GRANT PAID 40,000.

RECIPIENT NAME:
AKRON ZOO
ADDRESS:
500 EDGEWOOD AVE
AKRON, OH 44307
RELATIONSHIP:
NONE
PURPOSE OF GRANT:
GENERAL
FOUNDATION STATUS OF RECIPIENT:
PUBLIC
AMOUNT OF GRANT PAID 10,000.

RECIPIENT NAME:
SUMMIT COUNTY COMMUNITY DRUG BOARD
ADDRESS:
725 E MARKET ST
AKRON, OH 44305
RELATIONSHIP:
NONE
PURPOSE OF GRANT:
GENERAL
FOUNDATION STATUS OF RECIPIENT:
PUBLIC
AMOUNT OF GRANT PAID 1,000.

RECIPIENT NAME:
KENT STATE UNIVERSITY
ADDRESS:
PO BOX 5190
KENT, OH 44242
RELATIONSHIP:
NONE
PURPOSE OF GRANT:
GENERAL
FOUNDATION STATUS OF RECIPIENT:
PUBLIC
AMOUNT OF GRANT PAID 1,000.

RECIPIENT NAME:
UNIVERISTY OF AKRON FOUNDATION
ADDRESS:
302 E. BUCHTEL AVE.
AKRON, OH 44304
RELATIONSHIP:
NONE
PURPOSE OF GRANT:
GENERAL
FOUNDATION STATUS OF RECIPIENT:
PUBLIC
AMOUNT OF GRANT PAID 1,000.

RECIPIENT NAME:
OPEN M
ADDRESS:
AKRON, OH
RELATIONSHIP:
NONE
PURPOSE OF GRANT:
GENERAL
FOUNDATION STATUS OF RECIPIENT:
PUBLIC
AMOUNT OF GRANT PAID 29,000.

TOTAL GRANTS PAID: 360,000.
=====

**SCHEDULE D
(Form 1041)**

Department of the Treasury
Internal Revenue Service

Capital Gains and Losses

▶ Attach to Form 1041, Form 5227, or Form 990-T.
▶ Information about Schedule D (Form 1041) and its separate instructions is at
www.irs.gov/form1041.

OMB No 1545-0092

2012

| | |
|---|---|
| Name of estate or trust LUCY & EMILY BEASLEY CHARITABLE TRUST | Employer identification number 34-1350747 |
|---|---|

Note: Form 5227 filers need to complete only Parts I and II.

Part I Short-Term Capital Gains and Losses - Assets Held One Year or Less

| (a) Description of property (Example 100 shares 7% preferred of "Z" Co) | (b) Date acquired (mo , day, yr) | (c) Date sold (mo , day, yr) | (d) Sales price | (e) Cost or other basis (see instructions) | (f) Gain or (loss) for the entire year Subtract (e) from (d) |
|---|--------------------------------------|----------------------------------|-----------------|---|--|
| 1a | | | | | |
| | | | | | |
| | | | | | |
| | | | | | |
| | | | | | |
| | | | | | |

| | | |
|--|-----------|---------|
| b Enter the short-term gain or (loss), if any, from Schedule D-1, line 1b | 1b | 11,437. |
| 2 Short-term capital gain or (loss) from Forms 4684, 6252, 6781, and 8824 | 2 | |
| 3 Net short-term gain or (loss) from partnerships, S corporations, and other estates or trusts | 3 | |
| 4 Short-term capital loss carryover. Enter the amount, if any, from line 9 of the 2011 Capital Loss Carryover Worksheet | 4 | () |
| 5 Net short-term gain or (loss). Combine lines 1a through 4 in column (f). Enter here and on line 13, column (3) on the back ▶ | 5 | 11,437. |

Part II Long-Term Capital Gains and Losses - Assets Held More Than One Year

| (a) Description of property (Example 100 shares 7% preferred of "Z" Co) | (b) Date acquired (mo , day, yr) | (c) Date sold (mo , day, yr) | (d) Sales price | (e) Cost or other basis (see instructions) | (f) Gain or (loss) for the entire year Subtract (e) from (d) |
|---|--------------------------------------|----------------------------------|-----------------|---|--|
| 6a LONG-TERM CAPITAL GAIN DIVIDENDS | | | | | 3,920. |
| | | | | | |
| | | | | | |
| | | | | | |
| | | | | | |

| | | |
|--|-----------|----------|
| b Enter the long-term gain or (loss), if any, from Schedule D-1, line 6b | 6b | 375,104. |
| 7 Long-term capital gain or (loss) from Forms 2439, 4684, 6252, 6781, and 8824 | 7 | |
| 8 Net long-term gain or (loss) from partnerships, S corporations, and other estates or trusts | 8 | |
| 9 Capital gain distributions | 9 | |
| 10 Gain from Form 4797, Part I | 10 | |
| 11 Long-term capital loss carryover. Enter the amount, if any, from line 14 of the 2011 Capital Loss Carryover Worksheet | 11 | () |
| 12 Net long-term gain or (loss). Combine lines 6a through 11 in column (f). Enter here and on line 14a, column (3) on the back ▶ | 12 | 379,024. |

For Paperwork Reduction Act Notice, see the Instructions for Form 1041. Schedule D (Form 1041) 2012

| Part III Summary of Parts I and II | | (1) Beneficiaries' (see instr.) | (2) Estate's or trust's | (3) Total |
|--|--|---------------------------------|-------------------------|-----------|
| Caution: Read the instructions before completing this part. | | | | |
| 13 | Net short-term gain or (loss) | 13 | | 11,437. |
| 14 | Net long-term gain or (loss): | | | |
| a | Total for year | 14a | | 379,024. |
| b | Unrecaptured section 1250 gain (see line 18 of the wrksh.) | 14b | | |
| c | 28% rate gain | 14c | | 38,752. |
| 15 | Total net gain or (loss). Combine lines 13 and 14a | 15 | | 390,461. |

Note: If line 15, column (3), is a net gain, enter the gain on Form 1041, line 4 (or Form 990-T, Part I, line 4a) If lines 14a and 15, column (2), are net gains, go to Part V, and do not complete Part IV If line 15, column (3), is a net loss, complete Part IV and the Capital Loss Carryover Worksheet, as necessary.

Part IV Capital Loss Limitation

16 Enter here and enter as a (loss) on Form 1041, line 4 (or Form 990-T, Part I, line 4c, if a trust), the smaller of:
a The loss on line 15, column (3) or **b** \$3,000 **16** ()

Note: If the loss on line 15, column (3), is more than \$3,000, or if Form 1041, page 1, line 22 (or Form 990-T, line 34), is a loss, complete the Capital Loss Carryover Worksheet in the instructions to figure your capital loss carryover

Part V Tax Computation Using Maximum Capital Gains Rates

Form 1041 filers. Complete this part **only** if both lines 14a and 15 in column (2) are gains, or an amount is entered in Part I or Part II and there is an entry on Form 1041, line 2b(2), and Form 1041, line 22, is more than zero.

Caution: Skip this part and complete the **Schedule D Tax Worksheet** in the instructions if:

- Either line 14b, col. (2) or line 14c, col. (2) is more than zero, or
- Both Form 1041, line 2b(1), and Form 4952, line 4g are more than zero.

Form 990-T trusts. Complete this part **only** if both lines 14a and 15 are gains, or qualified dividends are included in income in Part I of Form 990-T, and Form 990-T, line 34, is more than zero. Skip this part and complete the **Schedule D Tax Worksheet** in the instructions if either line 14b, col. (2) or line 14c, col. (2) is more than zero.

| | | | | |
|-----------|--|-----------|--|-----------|
| 17 | Enter taxable income from Form 1041, line 22 (or Form 990-T, line 34) | 17 | | |
| 18 | Enter the smaller of line 14a or 15 in column (2) but not less than zero | 18 | | |
| 19 | Enter the estate's or trust's qualified dividends from Form 1041, line 2b(2) (or enter the qualified dividends included in income in Part I of Form 990-T) | 19 | | |
| 20 | Add lines 18 and 19 | 20 | | |
| 21 | If the estate or trust is filing Form 4952, enter the amount from line 4g; otherwise, enter -0- | 21 | | |
| 22 | Subtract line 21 from line 20. If zero or less, enter -0- | 22 | | |
| 23 | Subtract line 22 from line 17. If zero or less, enter -0- | 23 | | |
| 24 | Enter the smaller of the amount on line 17 or \$2,400 | 24 | | |
| 25 | Is the amount on line 23 equal to or more than the amount on line 24? <input type="checkbox"/> Yes. Skip lines 25 and 26; go to line 27 and check the "No" box. <input type="checkbox"/> No. Enter the amount from line 23 | 25 | | |
| 26 | Subtract line 25 from line 24 | 26 | | |
| 27 | Are the amounts on lines 22 and 26 the same? <input type="checkbox"/> Yes. Skip lines 27 thru 30, go to line 31 <input type="checkbox"/> No. Enter the smaller of line 17 or line 22 | 27 | | |
| 28 | Enter the amount from line 26 (If line 26 is blank, enter -0-) | 28 | | |
| 29 | Subtract line 28 from line 27 | 29 | | |
| 30 | Multiply line 29 by 15% (.15) | | | 30 |
| 31 | Figure the tax on the amount on line 23. Use the 2012 Tax Rate Schedule for Estates and Trusts (see the Schedule G instructions in the instructions for Form 1041) | | | 31 |
| 32 | Add lines 30 and 31 | | | 32 |
| 33 | Figure the tax on the amount on line 17. Use the 2012 Tax Rate Schedule for Estates and Trusts (see the Schedule G instructions in the instructions for Form 1041) | | | 33 |
| 34 | Tax on all taxable income. Enter the smaller of line 32 or line 33 here and on Form 1041, Schedule G, line 1a (or Form 990-T, line 36) | | | 34 |

**SCHEDULE D-1
(Form 1041)**

**Continuation Sheet for Schedule D
(Form 1041)**

OMB No. 1545-0092

2012

Department of the Treasury
Internal Revenue Service

▶ Attach to Schedule D to list additional transactions for lines 1a and 6a.

▶ Information about Schedule D (Form 1041) and its separate instructions is at www.irs.gov/form1041

Name of estate or trust: **LUCY & EMILY BEASLEY CHARITABLE TRUST**
Employer identification number: **34-1350747**

Part I Short-Term Capital Gains and Losses - Assets Held One Year or Less

| (a) Description of property (Example 100 sh 7% preferred of "Z" Co) | (b) Date acquired (mo., day, yr) | (c) Date sold (mo., day, yr) | (d) Sales price | (e) Cost or other basis (see instructions) | (f) Gain or (loss) Subtract (e) from (d) |
|---|----------------------------------|------------------------------|-----------------|--|--|
| 1a 13.375 ADT CORPORATION | 06/15/2012 | 10/15/2012 | 488.00 | 466.00 | 22.00 |
| 774.92 FREDDIE MAC | 07/02/2012 | 10/15/2012 | 775.00 | 839.00 | -64.00 |
| 28. ADT CORPORATION | 06/15/2012 | 10/16/2012 | 1,045.00 | 379.00 | 666.00 |
| 11. MARATHON PETROLEUM CORP | 07/18/2012 | 10/16/2012 | 607.00 | 515.00 | 92.00 |
| 12. MARATHON PETROLEUM CORP | 07/18/2012 | 10/16/2012 | 661.00 | 562.00 | 99.00 |
| 3. MARATHON PETROLEUM CORP | 07/18/2012 | 10/16/2012 | 165.00 | 140.00 | 25.00 |
| 12. MARATHON PETROLEUM CORP | 07/18/2012 | 10/16/2012 | 663.00 | 562.00 | 101.00 |
| 59. MARATHON PETROLEUM CORP | VAR | 10/16/2012 | 3,231.00 | 2,769.00 | 462.00 |
| 1502.59 WORLD OMNI AUTO RE TRUST | 06/28/2012 | 10/16/2012 | 1,503.00 | 1,522.00 | -19.00 |
| 31. MARATHON PETROLEUM CORP | VAR | 10/17/2012 | 1,725.00 | 1,459.00 | 266.00 |
| 45. MARATHON PETROLEUM CORP | VAR | 10/17/2012 | 2,505.00 | 2,130.00 | 375.00 |
| 1. MARATHON PETROLEUM CORP | 07/31/2012 | 10/17/2012 | 55.00 | 48.00 | 7.00 |
| 5. MARATHON PETROLEUM CORP | 07/31/2012 | 10/17/2012 | 280.00 | 239.00 | 41.00 |
| 14. MARATHON PETROLEUM CORP | VAR | 10/17/2012 | 772.00 | 669.00 | 103.00 |
| 18. ABBOTT LABS | VAR | 10/18/2012 | 1,187.00 | 1,107.00 | 80.00 |
| 79. ABBOTT LABS | VAR | 10/18/2012 | 5,170.00 | 4,888.00 | 282.00 |
| 13. ABBOTT LABS | 04/27/2012 | 10/18/2012 | 852.00 | 807.00 | 45.00 |
| 81. ABBOTT LABS | VAR | 10/18/2012 | 5,319.00 | 5,498.00 | -179.00 |
| 13. CAPITAL ONE FINL CORP | 12/05/2011 | 10/22/2012 | 779.00 | 611.00 | 168.00 |
| 6. CAPITAL ONE FINL CORP | 12/05/2011 | 10/23/2012 | 358.00 | 282.00 | 76.00 |
| 12. CAPITAL ONE FINL CORP | 12/05/2011 | 10/23/2012 | 715.00 | 564.00 | 151.00 |
| 13. CAPITAL ONE FINL CORP | 12/05/2011 | 10/23/2012 | 768.00 | 611.00 | 157.00 |
| 10. CAPITAL ONE FINL CORP | VAR | 10/23/2012 | 595.00 | 469.00 | 126.00 |
| 2. CAPITAL ONE FINL CORP | 12/05/2011 | 10/23/2012 | 119.00 | 93.00 | 26.00 |

1b Total. Combine the amounts in column (f). Enter here and on Schedule D, line 1b

For Paperwork Reduction Act Notice, see the Instructions for Form 1041.

Schedule D-1 (Form 1041) 2012

JSA
2F1221 2 000

**SCHEDULE D-1
(Form 1041)**

**Continuation Sheet for Schedule D
(Form 1041)**

OMB No 1545-0092

2012

Department of the Treasury
Internal Revenue Service

▶ Attach to Schedule D to list additional transactions for lines 1a and 6a.

▶ Information about Schedule D (Form 1041) and its separate instructions is at www.irs.gov/form1041

Name of estate or trust: **LUCY & EMILY BEASLEY CHARITABLE TRUST** Employer identification number: **34-1350747**

Part I Short-Term Capital Gains and Losses - Assets Held One Year or Less

| (a) Description of property (Example. 100 sh 7% preferred of "Z" Co) | (b) Date acquired (mo, day, yr) | (c) Date sold (mo, day, yr) | (d) Sales price | (e) Cost or other basis (see instructions) | (f) Gain or (loss) Subtract (e) from (d) |
|--|---------------------------------|-----------------------------|-----------------|--|--|
| 1a 59. CAPITAL ONE FINL CORP | 12/05/2011 | 10/23/2012 | 3,508.00 | 2,755.00 | 753.00 |
| 10. CAPITAL ONE FINL CORP | 12/05/2011 | 10/23/2012 | 600.00 | 467.00 | 133.00 |
| 2. CAPITAL ONE FINL CORP | 12/05/2011 | 10/23/2012 | 120.00 | 93.00 | 27.00 |
| 4. CAPITAL ONE FINL CORP | 12/05/2011 | 10/23/2012 | 240.00 | 187.00 | 53.00 |
| 1. CAPITAL ONE FINL CORP | 12/05/2011 | 10/23/2012 | 60.00 | 47.00 | 13.00 |
| 18. CAPITAL ONE FINL CORP | 12/05/2011 | 10/24/2012 | 1,083.00 | 841.00 | 242.00 |
| 123. ALTERA CORP | VAR | 10/26/2012 | 3,732.00 | 4,696.00 | -964.00 |
| 80000. GS BRENT CBEN 11/05 | 04/27/2012 | 11/05/2012 | 85,360.00 | 80,000.00 | 5,360.00 |
| 1052.27 FREDDIE MAC | 07/02/2012 | 11/15/2012 | 1,052.00 | 1,139.00 | -87.00 |
| 12. LAM RESEARCH CORPORATI | VAR | 11/15/2012 | 417.00 | 446.00 | -29.00 |
| 1547.75 WORLD OMNI AUTO RE TRUST | 06/28/2012 | 11/15/2012 | 1,548.00 | 1,567.00 | -19.00 |
| 24. LAM RESEARCH CORPORATI | 07/06/2012 | 11/16/2012 | 827.00 | 848.00 | -21.00 |
| 29. LAM RESEARCH CORPORATI | 07/06/2012 | 11/16/2012 | 994.00 | 1,024.00 | -30.00 |
| 31. LAM RESEARCH CORPORATI | 07/06/2012 | 11/19/2012 | 1,076.00 | 1,095.00 | -19.00 |
| 28. LAM RESEARCH CORPORATI | 07/06/2012 | 11/19/2012 | 970.00 | 989.00 | -19.00 |
| 15. LAM RESEARCH CORPORATI | 07/06/2012 | 11/20/2012 | 513.00 | 530.00 | -17.00 |
| 15. CSX CORP | 05/25/2012 | 12/04/2012 | 293.00 | 319.00 | -26.00 |
| 67. CSX CORP | 05/25/2012 | 12/04/2012 | 1,315.00 | 1,426.00 | -111.00 |
| 25. CSX CORP | 05/25/2012 | 12/05/2012 | 495.00 | 532.00 | -37.00 |
| 79. FREEPORT-MCMORAN COPPE B | 01/19/2012 | 12/05/2012 | 2,591.00 | 3,532.00 | -941.00 |
| 17. FREEPORT-MCMORAN COPPE B | VAR | 12/05/2012 | 559.00 | 776.00 | -217.00 |
| 1. CARNIVAL CORPORATION | 09/07/2012 | 12/12/2012 | 38.00 | 37.00 | 1.00 |
| 14. CARNIVAL CORPORATION | 09/07/2012 | 12/12/2012 | 532.00 | 517.00 | 15.00 |
| 1. CARNIVAL CORPORATION | 09/07/2012 | 12/12/2012 | 38.00 | 37.00 | 1.00 |

1b Total. Combine the amounts in column (f). Enter here and on Schedule D, line 1b

For Paperwork Reduction Act Notice, see the Instructions for Form 1041.

Schedule D-1 (Form 1041) 2012

JSA
2F1221 2 000

**SCHEDULE D-1
(Form 1041)**

**Continuation Sheet for Schedule D
(Form 1041)**

OMB No 1545-0092

2012

Department of the Treasury
Internal Revenue Service

▶ Attach to Schedule D to list additional transactions for lines 1a and 6a.

▶ Information about Schedule D (Form 1041) and its separate instructions is at www.irs.gov/form1041

Name of estate or trust **LUCY & EMILY BEASLEY CHARITABLE TRUST** Employer identification number **34-1350747**

Part I Short-Term Capital Gains and Losses - Assets Held One Year or Less

| (a) Description of property (Example 100 sh 7% preferred of "Z" Co) | (b) Date acquired (mo, day, yr) | (c) Date sold (mo, day, yr) | (d) Sales price | (e) Cost or other basis (see instructions) | (f) Gain or (loss) Subtract (e) from (d) |
|---|---------------------------------|-----------------------------|-----------------|--|--|
| 1. CARNIVAL CORPORATION | 09/07/2012 | 12/12/2012 | 38.00 | 37.00 | 1.00 |
| 12. CARNIVAL CORPORATION | 09/07/2012 | 12/13/2012 | 454.00 | 443.00 | 11.00 |
| 104. ALTERA CORP | 04/18/2012 | 12/14/2012 | 3,421.00 | 3,979.00 | -558.00 |
| 71. ALTERA CORP | 04/18/2012 | 12/14/2012 | 2,349.00 | 2,717.00 | -368.00 |
| 7. CARNIVAL CORPORATION | 09/07/2012 | 12/14/2012 | 265.00 | 259.00 | 6.00 |
| 1. INTERCONTINENTAL EXCHAN | 01/23/2012 | 12/14/2012 | 128.00 | 119.00 | 9.00 |
| 7. CARNIVAL CORPORATION | 09/07/2012 | 12/17/2012 | 266.00 | 259.00 | 7.00 |
| 10. CARNIVAL CORPORATION | 09/07/2012 | 12/17/2012 | 385.00 | 369.00 | 16.00 |
| 22. CARNIVAL CORPORATION | VAR | 12/17/2012 | 838.00 | 811.00 | 27.00 |
| 25. CARNIVAL CORPORATION | 09/10/2012 | 12/17/2012 | 962.00 | 920.00 | 42.00 |
| 770.16 FREDDIE MAC | 07/02/2012 | 12/17/2012 | 770.00 | 834.00 | -64.00 |
| 10. INTERCONTINENTAL EXCHA | 01/23/2012 | 12/17/2012 | 1,279.00 | 1,185.00 | 94.00 |
| 9. INTERCONTINENTAL EXCHAN | 01/23/2012 | 12/17/2012 | 1,149.00 | 1,067.00 | 82.00 |
| 1457.9 WORLD OMNI AUTO REC TRUST | 06/28/2012 | 12/17/2012 | 1,458.00 | 1,476.00 | -18.00 |
| 47. CARNIVAL CORPORATION | 09/10/2012 | 12/18/2012 | 1,829.00 | 1,730.00 | 99.00 |
| 12. CARNIVAL CORPORATION | VAR | 12/18/2012 | 470.00 | 442.00 | 28.00 |
| 11. CARNIVAL CORPORATION | 09/26/2012 | 12/18/2012 | 430.00 | 406.00 | 24.00 |
| 57. CARNIVAL CORPORATION | VAR | 12/18/2012 | 2,237.00 | 2,102.00 | 135.00 |
| 10. INTERCONTINENTAL EXCHA | 01/23/2012 | 12/18/2012 | 1,280.00 | 1,185.00 | 95.00 |
| 3. KINDER MORGAN INC | 06/25/2012 | 01/10/2013 | 111.00 | 92.00 | 19.00 |
| 3. KINDER MORGAN INC | VAR | 01/10/2013 | 111.00 | 92.00 | 19.00 |
| 4. KINDER MORGAN INC | 06/25/2012 | 01/10/2013 | 148.00 | 123.00 | 25.00 |
| 20. KINDER MORGAN INC | VAR | 01/10/2013 | 742.00 | 616.00 | 126.00 |
| 1. KINDER MORGAN INC | 06/26/2012 | 01/11/2013 | 37.00 | 31.00 | 6.00 |

1b Total. Combine the amounts in column (f). Enter here and on Schedule D, line 1b

For Paperwork Reduction Act Notice, see the Instructions for Form 1041.

Schedule D-1 (Form 1041) 2012

JSA
2F1221 2 000

**SCHEDULE D-1
(Form 1041)**

**Continuation Sheet for Schedule D
(Form 1041)**

OMB No 1545-0092

2012

Department of the Treasury
Internal Revenue Service

▶ Attach to Schedule D to list additional transactions for lines 1a and 6a.

▶ Information about Schedule D (Form 1041) and its separate instructions is at www.irs.gov/form1041

Name of estate or trust
LUCY & EMILY BEASLEY CHARITABLE TRUST

Employer identification number
34-1350747

Part I Short-Term Capital Gains and Losses - Assets Held One Year or Less

| (a) Description of property (Example 100 sh 7% preferred of "Z" Co) | (b) Date acquired (mo, day, yr) | (c) Date sold (mo, day, yr) | (d) Sales price | (e) Cost or other basis (see instructions) | (f) Gain or (loss) Subtract (e) from (d) |
|---|---------------------------------|-----------------------------|-----------------|--|--|
| 1a 1. KINDER MORGAN INC | 06/26/2012 | 01/11/2013 | 37.00 | 31.00 | 6.00 |
| 3. KINDER MORGAN INC | 06/26/2012 | 01/11/2013 | 111.00 | 92.00 | 19.00 |
| 2. KINDER MORGAN INC | 06/26/2012 | 01/11/2013 | 74.00 | 62.00 | 12.00 |
| 3. KINDER MORGAN INC | 06/26/2012 | 01/11/2013 | 111.00 | 92.00 | 19.00 |
| 3. KINDER MORGAN INC | 06/26/2012 | 01/14/2013 | 111.00 | 92.00 | 19.00 |
| 4. LINKEDIN CORP - A | 04/09/2012 | 01/14/2013 | 470.00 | 396.00 | 74.00 |
| 3. LINKEDIN CORP - A | 04/09/2012 | 01/14/2013 | 353.00 | 297.00 | 56.00 |
| 725.35 FREDDIE MAC | 07/02/2012 | 01/15/2013 | 725.00 | 785.00 | -60.00 |
| 1. KINDER MORGAN INC | 06/26/2012 | 01/15/2013 | 37.00 | 31.00 | 6.00 |
| 1. KINDER MORGAN INC | 06/26/2012 | 01/15/2013 | 37.00 | 31.00 | 6.00 |
| 4. KINDER MORGAN INC | 06/26/2012 | 01/15/2013 | 147.00 | 123.00 | 24.00 |
| 3. KINDER MORGAN INC | 06/26/2012 | 01/15/2013 | 110.00 | 92.00 | 18.00 |
| 2. LINKEDIN CORP - A | 04/09/2012 | 01/15/2013 | 236.00 | 198.00 | 38.00 |
| 5. LINKEDIN CORP - A | 04/09/2012 | 01/15/2013 | 589.00 | 495.00 | 94.00 |
| 16. LINKEDIN CORP - A | 04/09/2012 | 01/15/2013 | 1,885.00 | 1,584.00 | 301.00 |
| 1385.09 WORLD OMNI AUTO RE TRUST | 06/28/2012 | 01/15/2013 | 1,385.00 | 1,403.00 | -18.00 |
| 6.85 HYUNDAI AUTO RECEIVAB | 04/02/2012 | 01/16/2013 | 7.00 | 7.00 | |
| 2. KINDER MORGAN INC | 06/26/2012 | 01/16/2013 | 73.00 | 62.00 | 11.00 |
| 2. KINDER MORGAN INC | 06/26/2012 | 01/16/2013 | 73.00 | 62.00 | 11.00 |
| 1. KINDER MORGAN INC | 06/26/2012 | 01/16/2013 | 37.00 | 31.00 | 6.00 |
| 7. KINDER MORGAN INC | 06/26/2012 | 01/16/2013 | 256.00 | 216.00 | 40.00 |
| 1. KINDER MORGAN INC | 06/26/2012 | 01/16/2013 | 37.00 | 31.00 | 6.00 |
| 4. KINDER MORGAN INC | VAR | 01/16/2013 | 147.00 | 124.00 | 23.00 |
| 3. KINDER MORGAN INC | VAR | 01/16/2013 | 110.00 | 93.00 | 17.00 |

1b Total. Combine the amounts in column (f). Enter here and on Schedule D, line 1b

For Paperwork Reduction Act Notice, see the Instructions for Form 1041.

Schedule D-1 (Form 1041) 2012

JSA
2F1221 2 000

**SCHEDULE D-1
(Form 1041)**

**Continuation Sheet for Schedule D
(Form 1041)**

OMB No 1545-0092

2012

Department of the Treasury
Internal Revenue Service

▶ Attach to Schedule D to list additional transactions for lines 1a and 6a.

▶ Information about Schedule D (Form 1041) and its separate instructions is at www.irs.gov/form1041

Name of estate or trust: **LUCY & EMILY BEASLEY CHARITABLE TRUST**
Employer identification number: **34-1350747**

Part 1 Short-Term Capital Gains and Losses - Assets Held One Year or Less

| (a) Description of property (Example 100 sh 7% preferred of "Z" Co) | (b) Date acquired (mo, day, yr) | (c) Date sold (mo, day, yr) | (d) Sales price | (e) Cost or other basis (see instructions) | (f) Gain or (loss) Subtract (e) from (d) |
|---|---------------------------------|-----------------------------|-----------------|--|--|
| 1a 3. LINKEDIN CORP - A | 04/09/2012 | 01/16/2013 | 352.00 | 297.00 | 55.00 |
| 2. LINKEDIN CORP - A | 04/09/2012 | 01/16/2013 | 236.00 | 198.00 | 38.00 |
| 9. LINKEDIN CORP - A | 04/09/2012 | 01/16/2013 | 1,056.00 | 891.00 | 165.00 |
| 3. LINKEDIN CORP - A | 04/09/2012 | 01/16/2013 | 354.00 | 297.00 | 57.00 |
| 1. KINDER MORGAN INC | 06/27/2012 | 01/17/2013 | 37.00 | 31.00 | 6.00 |
| 2. KINDER MORGAN INC | 06/27/2012 | 01/17/2013 | 75.00 | 62.00 | 13.00 |
| 14. KINDER MORGAN INC | VAR | 01/17/2013 | 520.00 | 435.00 | 85.00 |
| 1. KINDER MORGAN INC | 06/27/2012 | 01/17/2013 | 37.00 | 31.00 | 6.00 |
| 4. KINDER MORGAN INC | 06/27/2012 | 01/17/2013 | 149.00 | 124.00 | 25.00 |
| 4. KINDER MORGAN INC | 06/27/2012 | 01/17/2013 | 149.00 | 124.00 | 25.00 |
| 3. KINDER MORGAN INC | 06/27/2012 | 01/17/2013 | 112.00 | 93.00 | 19.00 |
| 1. KINDER MORGAN INC | 06/27/2012 | 01/17/2013 | 37.00 | 31.00 | 6.00 |
| 1. LINKEDIN CORP - A | 04/09/2012 | 01/17/2013 | 118.00 | 99.00 | 19.00 |
| 2. LINKEDIN CORP - A | 04/09/2012 | 01/17/2013 | 237.00 | 198.00 | 39.00 |
| 1. LINKEDIN CORP - A | 04/09/2012 | 01/17/2013 | 118.00 | 99.00 | 19.00 |
| 3. LINKEDIN CORP - A | 04/09/2012 | 01/17/2013 | 355.00 | 297.00 | 58.00 |
| 2. KINDER MORGAN INC | 06/27/2012 | 01/18/2013 | 74.00 | 62.00 | 12.00 |
| 1. KINDER MORGAN INC | 06/27/2012 | 01/18/2013 | 37.00 | 31.00 | 6.00 |
| 10. KINDER MORGAN INC | VAR | 01/18/2013 | 372.00 | 310.00 | 62.00 |
| 5. KINDER MORGAN INC | VAR | 01/18/2013 | 187.00 | 155.00 | 32.00 |
| 1. KINDER MORGAN INC | 06/28/2012 | 01/18/2013 | 37.00 | 31.00 | 6.00 |
| 7. KINDER MORGAN INC | 06/28/2012 | 01/18/2013 | 260.00 | 217.00 | 43.00 |
| 1. KINDER MORGAN INC | 06/28/2012 | 01/22/2013 | 38.00 | 31.00 | 7.00 |
| 2. KINDER MORGAN INC | 06/28/2012 | 01/22/2013 | 75.00 | 62.00 | 13.00 |

1b Total. Combine the amounts in column (f). Enter here and on Schedule D, line 1b

For Paperwork Reduction Act Notice, see the Instructions for Form 1041.

Schedule D-1 (Form 1041) 2012

JSA
2F1221 2 000

**SCHEDULE D-1
(Form 1041)**

**Continuation Sheet for Schedule D
(Form 1041)**

OMB No 1545-0092

2012

Department of the Treasury
Internal Revenue Service

▶ Attach to Schedule D to list additional transactions for lines 1a and 6a.

▶ Information about Schedule D (Form 1041) and its separate instructions is at www.irs.gov/form1041

Name of estate or trust: **LUCY & EMILY BEASLEY CHARITABLE TRUST**
Employer identification number: **34-1350747**

Part I Short-Term Capital Gains and Losses - Assets Held One Year or Less

| (a) Description of property (Example 100 sh 7% preferred of "Z" Co) | (b) Date acquired (mo., day, yr.) | (c) Date sold (mo., day, yr.) | (d) Sales price | (e) Cost or other basis (see instructions) | (f) Gain or (loss) Subtract (e) from (d) |
|---|-----------------------------------|-------------------------------|-----------------|--|--|
| 1a 4. KINDER MORGAN INC | VAR | 01/22/2013 | 151.00 | 124.00 | 27.00 |
| 3. KINDER MORGAN INC | 06/28/2012 | 01/22/2013 | 112.00 | 93.00 | 19.00 |
| 7. KINDER MORGAN INC | 06/28/2012 | 01/22/2013 | 263.00 | 218.00 | 45.00 |
| 6. KINDER MORGAN INC | VAR | 01/22/2013 | 226.00 | 187.00 | 39.00 |
| 3. KINDER MORGAN INC | 06/28/2012 | 01/22/2013 | 113.00 | 93.00 | 20.00 |
| 2. KINDER MORGAN INC | 06/28/2012 | 01/23/2013 | 75.00 | 62.00 | 13.00 |
| 2. KINDER MORGAN INC | 06/28/2012 | 01/23/2013 | 75.00 | 62.00 | 13.00 |
| 3. KINDER MORGAN INC | VAR | 01/23/2013 | 113.00 | 94.00 | 19.00 |
| 3. KINDER MORGAN INC | VAR | 01/23/2013 | 113.00 | 95.00 | 18.00 |
| 2. KINDER MORGAN INC | VAR | 01/24/2013 | 74.00 | 64.00 | 10.00 |
| 2. KINDER MORGAN INC | VAR | 01/24/2013 | 75.00 | 64.00 | 11.00 |
| 1. KINDER MORGAN INC | 06/29/2012 | 01/24/2013 | 38.00 | 32.00 | 6.00 |
| 1. KINDER MORGAN INC | 06/29/2012 | 01/25/2013 | 37.00 | 32.00 | 5.00 |
| 2. KINDER MORGAN INC | 06/29/2012 | 01/25/2013 | 75.00 | 64.00 | 11.00 |
| 7. KINDER MORGAN INC | VAR | 01/25/2013 | 261.00 | 224.00 | 37.00 |
| 1. KINDER MORGAN INC | 06/29/2012 | 01/25/2013 | 37.00 | 32.00 | 5.00 |
| 10. KINDER MORGAN INC | 06/29/2012 | 01/28/2013 | 375.00 | 322.00 | 53.00 |
| 1. KINDER MORGAN INC | 06/29/2012 | 01/28/2013 | 37.00 | 32.00 | 5.00 |
| 3. KINDER MORGAN INC | 06/29/2012 | 01/29/2013 | 112.00 | 97.00 | 15.00 |
| 30. ADOBE SYS INC | 08/03/2012 | 01/31/2013 | 1,138.00 | 958.00 | 180.00 |
| 85. BROADCOM CORP CL A | 08/13/2012 | 01/31/2013 | 2,859.00 | 2,979.00 | -120.00 |
| 50. CBS CORP | 12/03/2012 | 01/31/2013 | 2,085.00 | 1,807.00 | 278.00 |
| 50. CME GROUP INC | 02/14/2012 | 01/31/2013 | 2,888.00 | 2,896.00 | -8.00 |
| 90. CSX CORP | VAR | 01/31/2013 | 1,984.00 | 1,918.00 | 66.00 |

1b Total. Combine the amounts in column (f) Enter here and on Schedule D, line 1b

For Paperwork Reduction Act Notice, see the Instructions for Form 1041.

Schedule D-1 (Form 1041) 2012

JSA
2F1221 2 000

**SCHEDULE D-1
(Form 1041)**

**Continuation Sheet for Schedule D
(Form 1041)**

OMB No 1545-0092

2012

Department of the Treasury
Internal Revenue Service

▶ Attach to Schedule D to list additional transactions for lines 1a and 6a.

▶ Information about Schedule D (Form 1041) and its separate instructions is at www.irs.gov/form1041

| | |
|---|---|
| Name of estate or trust LUCY & EMILY BEASLEY CHARITABLE TRUST | Employer identification number 34-1350747 |
|---|---|

Part I Short-Term Capital Gains and Losses - Assets Held One Year or Less

| (a) Description of property (Example 100 sh 7% preferred of "Z" Co) | (b) Date acquired (mo., day, yr.) | (c) Date sold (mo., day, yr.) | (d) Sales price | (e) Cost or other basis (see instructions) | (f) Gain or (loss) Subtract (e) from (d) |
|--|---|----------------------------------|-----------------|---|---|
| 1a 30. CAMERON INTERNATIONAL | VAR | 01/31/2013 | 1,888.00 | 1,643.00 | 245.00 |
| 65. CAREFUSION CORPORATION | VAR | 01/31/2013 | 2,021.00 | 1,669.00 | 352.00 |
| 20. CERNER CORP | VAR | 01/31/2013 | 1,659.00 | 1,594.00 | 65.00 |
| 65. CHENIERE ENERGY INC | VAR | 01/31/2013 | 1,389.00 | 1,026.00 | 363.00 |
| 15. DAVITA INC | VAR | 01/31/2013 | 1,720.00 | 1,625.00 | 95.00 |
| 45. DOW CHEM CO | 10/18/2012 | 01/31/2013 | 1,468.00 | 1,363.00 | 105.00 |
| 45. FLUOR CORP | VAR | 01/31/2013 | 2,906.00 | 2,211.00 | 695.00 |
| 6. FREEPORT-MCMORAN COPPER | 03/20/2012 | 01/31/2013 | 211.00 | 234.00 | -23.00 |
| 7. GOOGLE INC | 07/11/2012 | 01/31/2013 | 5,294.00 | 3,992.00 | 1,302.00 |
| 30. HALLIBURTON CO | VAR | 01/31/2013 | 1,210.00 | 1,095.00 | 115.00 |
| 35. JOHNSON & JOHNSON | VAR | 01/31/2013 | 2,594.00 | 2,519.00 | 75.00 |
| 115. MASCO CORP | 07/30/2012 | 01/31/2013 | 2,075.00 | 1,523.00 | 552.00 |
| 50. MORGAN STANLEY DEAN WI NEW | VAR | 01/31/2013 | 1,140.00 | 1,029.00 | 111.00 |
| 25. PEPSICO INC | VAR | 01/31/2013 | 1,823.00 | 1,819.00 | 4.00 |
| 45. PHILIP MORRIS INTERNAT | VAR | 01/31/2013 | 3,995.00 | 3,696.00 | 299.00 |
| 40. PHILLIPS 66 | VAR | 01/31/2013 | 2,432.00 | 1,830.00 | 602.00 |
| 360. SPDR TR UNIT SER 1 | 08/16/2012 | 01/31/2013 | 54,066.00 | 51,115.00 | 2,951.00 |
| 50. TARGET CORP | VAR | 01/31/2013 | 3,035.00 | 3,224.00 | -189.00 |
| 20. 3M CO | 01/10/2013 | 01/31/2013 | 2,012.00 | 1,936.00 | 76.00 |
| 70. WALTER INDS INC | VAR | 01/31/2013 | 2,577.00 | 4,854.00 | -2,277.00 |
| 45. ENSCO PLC | VAR | 01/31/2013 | 2,879.00 | 2,151.00 | 728.00 |
| 30. ASML HOLDING N.V. | 10/26/2012 | 01/31/2013 | 2,263.00 | 2,147.00 | 116.00 |
| 2. AMERICAN EXPRESS CO | 10/22/2012 | 02/01/2013 | 120.00 | 113.00 | 7.00 |
| 9. AMERICAN EXPRESS CO | 10/22/2012 | 02/01/2013 | 539.00 | 510.00 | 29.00 |

1b Total. Combine the amounts in column (f). Enter here and on Schedule D, line 1b

For Paperwork Reduction Act Notice, see the Instructions for Form 1041.

Schedule D-1 (Form 1041) 2012

JSA
2F1221 2 000

**SCHEDULE D-1
(Form 1041)**

**Continuation Sheet for Schedule D
(Form 1041)**

OMB No 1545-0092

2012

Department of the Treasury
Internal Revenue Service

▶ Attach to Schedule D to list additional transactions for lines 1a and 6a.

▶ Information about Schedule D (Form 1041) and its separate instructions is at www.irs.gov/form1041

Name of estate or trust: **LUCY & EMILY BEASLEY CHARITABLE TRUST**
Employer identification number: **34-1350747**

Part I Short-Term Capital Gains and Losses - Assets Held One Year or Less

| (a) Description of property (Example 100 sh 7% preferred of "Z" Co) | (b) Date acquired (mo, day, yr) | (c) Date sold (mo, day, yr) | (d) Sales price | (e) Cost or other basis (see instructions) | (f) Gain or (loss) Subtract (e) from (d) |
|---|---------------------------------|-----------------------------|-----------------|--|--|
| 1a 7. AMERICAN EXPRESS CO | VAR | 02/01/2013 | 419.00 | 396.00 | 23.00 |
| 2. AMERICAN EXPRESS CO | 10/23/2012 | 02/01/2013 | 120.00 | 112.00 | 8.00 |
| 10. AMERICAN EXPRESS CO | VAR | 02/01/2013 | 599.00 | 560.00 | 39.00 |
| 1. AMERICAN EXPRESS CO | 10/23/2012 | 02/04/2013 | 60.00 | 56.00 | 4.00 |
| 7. AMERICAN EXPRESS CO | 10/23/2012 | 02/04/2013 | 415.00 | 391.00 | 24.00 |
| 11. AMERICAN EXPRESS CO | 10/23/2012 | 02/04/2013 | 654.00 | 614.00 | 40.00 |
| 5. AMERICAN EXPRESS CO | 10/23/2012 | 02/04/2013 | 298.00 | 279.00 | 19.00 |
| 2. AMERICAN EXPRESS CO | 10/23/2012 | 02/04/2013 | 119.00 | 112.00 | 7.00 |
| 4. AMERICAN EXPRESS CO | 10/23/2012 | 02/04/2013 | 238.00 | 223.00 | 15.00 |
| 11. AMERICAN EXPRESS CO | 10/23/2012 | 02/04/2013 | 655.00 | 614.00 | 41.00 |
| 1. AMERICAN EXPRESS CO | 10/23/2012 | 02/04/2013 | 59.00 | 56.00 | 3.00 |
| 5. AMERICAN EXPRESS CO | 10/23/2012 | 02/05/2013 | 300.00 | 279.00 | 21.00 |
| 11. AMERICAN EXPRESS CO | 10/23/2012 | 02/05/2013 | 664.00 | 614.00 | 50.00 |
| 3. AMERICAN EXPRESS CO | 10/23/2012 | 02/05/2013 | 181.00 | 167.00 | 14.00 |
| 4. AMERICAN EXPRESS CO | 10/23/2012 | 02/05/2013 | 242.00 | 223.00 | 19.00 |
| 10. AMERICAN EXPRESS CO | VAR | 02/05/2013 | 603.00 | 558.00 | 45.00 |
| 3. AMERICAN EXPRESS CO | 10/23/2012 | 02/05/2013 | 181.00 | 167.00 | 14.00 |
| 6. TIME WARNER CABLE INC | 07/27/2012 | 02/07/2013 | 526.00 | 507.00 | 19.00 |
| 52. TIME WARNER CABLE INC | 07/27/2012 | 02/07/2013 | 4,560.00 | 4,397.00 | 163.00 |
| 55. NETAPP INC | 03/20/2012 | 02/08/2013 | 1,977.00 | 2,497.00 | -520.00 |
| 6. NETAPP INC | 03/20/2012 | 02/08/2013 | 214.00 | 272.00 | -58.00 |
| 8. NETAPP INC | 03/20/2012 | 02/08/2013 | 288.00 | 363.00 | -75.00 |
| 27. NETAPP INC | 03/20/2012 | 02/08/2013 | 961.00 | 1,226.00 | -265.00 |
| 11. TIME WARNER CABLE INC | 07/27/2012 | 02/08/2013 | 963.00 | 930.00 | 33.00 |

1b Total. Combine the amounts in column (f). Enter here and on Schedule D, line 1b

For Paperwork Reduction Act Notice, see the Instructions for Form 1041.

Schedule D-1 (Form 1041) 2012

JSA
2F1221 2 000

**SCHEDULE D-1
(Form 1041)**

**Continuation Sheet for Schedule D
(Form 1041)**

OMB No 1545-0092

2012

Department of the Treasury
Internal Revenue Service

▶ Attach to Schedule D to list additional transactions for lines 1a and 6a.

▶ Information about Schedule D (Form 1041) and its separate instructions is at www.irs.gov/form1041

Name of estate or trust
LUCY & EMILY BEASLEY CHARITABLE TRUST

Employer identification number
34-1350747

Part I Short-Term Capital Gains and Losses - Assets Held One Year or Less

| (a) Description of property (Example 100 sh 7% preferred of "Z" Co) | (b) Date acquired (mo., day, yr) | (c) Date sold (mo., day, yr) | (d) Sales price | (e) Cost or other basis (see instructions) | (f) Gain or (loss) Subtract (e) from (d) |
|---|----------------------------------|------------------------------|-----------------|--|--|
| 1a 139. NETAPP INC | VAR | 02/11/2013 | 4,934.00 | 4,441.00 | 493.00 |
| 12. GENERAL MLS INC | 04/12/2012 | 02/13/2013 | 515.00 | 465.00 | 50.00 |
| 18. HALLIBURTON CO | VAR | 02/13/2013 | 738.00 | 658.00 | 80.00 |
| 106. HALLIBURTON CO | VAR | 02/13/2013 | 4,326.00 | 3,883.00 | 443.00 |
| 763.84 FREDDIE MAC | 07/02/2012 | 02/15/2013 | 764.00 | 827.00 | -63.00 |
| 2015.17 HYUNDAI AUTO RECEI | 04/02/2012 | 02/15/2013 | 2,015.00 | 2,027.00 | -12.00 |
| 1376.74 WORLD OMNI AUTO RE TRUST | 06/28/2012 | 02/15/2013 | 1,377.00 | 1,394.00 | -17.00 |
| 21. PIONEER NAT RES CO | 04/19/2012 | 02/26/2013 | 2,547.00 | 2,223.00 | 324.00 |
| 1. PIONEER NAT RES CO | 04/19/2012 | 02/26/2013 | 122.00 | 106.00 | 16.00 |
| 7. PIONEER NAT RES CO | 04/19/2012 | 02/26/2013 | 856.00 | 741.00 | 115.00 |
| 4. PIONEER NAT RES CO | 04/19/2012 | 02/26/2013 | 494.00 | 423.00 | 71.00 |
| 7. PIONEER NAT RES CO | 04/19/2012 | 02/26/2013 | 865.00 | 741.00 | 124.00 |
| 112. FREEPORT-MCMORAN COPP B | 03/20/2012 | 03/01/2013 | 3,515.00 | 4,370.00 | -855.00 |
| 698.26 FREDDIE MAC | 07/02/2012 | 03/15/2013 | 698.00 | 756.00 | -58.00 |
| 1814.65 HYUNDAI AUTO RECEI | 04/02/2012 | 03/15/2013 | 1,815.00 | 1,825.00 | -10.00 |
| 1273.96 WORLD OMNI AUTO RE TRUST | 06/28/2012 | 03/15/2013 | 1,274.00 | 1,290.00 | -16.00 |
| 7. CBS CORP | 12/03/2012 | 03/19/2013 | 327.00 | 253.00 | 74.00 |
| 10. CBS CORP | 12/03/2012 | 03/19/2013 | 457.00 | 361.00 | 96.00 |
| 6. CBS CORP | 12/03/2012 | 03/19/2013 | 279.00 | 217.00 | 62.00 |
| 14. CBS CORP | VAR | 03/19/2013 | 641.00 | 502.00 | 139.00 |
| 4. CBS CORP | 12/04/2012 | 03/19/2013 | 183.00 | 143.00 | 40.00 |
| 9. CBS CORP | 12/04/2012 | 03/19/2013 | 411.00 | 322.00 | 89.00 |
| 5. CBS CORP | 12/04/2012 | 03/19/2013 | 228.00 | 179.00 | 49.00 |
| 11. CBS CORP | 12/04/2012 | 03/20/2013 | 510.00 | 393.00 | 117.00 |

1b Total. Combine the amounts in column (f). Enter here and on Schedule D, line 1b

For Paperwork Reduction Act Notice, see the Instructions for Form 1041.

Schedule D-1 (Form 1041) 2012

JSA
2F1221 2 000

**SCHEDULE D-1
(Form 1041)**

**Continuation Sheet for Schedule D
(Form 1041)**

OMB No 1545-0092

2012

Department of the Treasury
Internal Revenue Service

▶ Attach to Schedule D to list additional transactions for lines 1a and 6a.

▶ Information about Schedule D (Form 1041) and its separate instructions is at www.irs.gov/form1041

Name of estate or trust **LUCY & EMILY BEASLEY CHARITABLE TRUST** Employer identification number **34-1350747**

Part I Short-Term Capital Gains and Losses - Assets Held One Year or Less

| (a) Description of property (Example 100 sh 7% preferred of "Z" Co) | (b) Date acquired (mo., day, yr) | (c) Date sold (mo., day, yr) | (d) Sales price | (e) Cost or other basis (see instructions) | (f) Gain or (loss) Subtract (e) from (d) |
|---|----------------------------------|------------------------------|-----------------|--|--|
| 1a 3. CBS CORP | 12/04/2012 | 03/20/2013 | 139.00 | 107.00 | 32.00 |
| 12. CBS CORP | 12/04/2012 | 03/20/2013 | 556.00 | 429.00 | 127.00 |
| 15. CBS CORP | 12/04/2012 | 03/25/2013 | 681.00 | 536.00 | 145.00 |
| 31. CBS CORP | 12/04/2012 | 03/25/2013 | 1,410.00 | 1,107.00 | 303.00 |
| 9. CBS CORP | 12/04/2012 | 03/25/2013 | 408.00 | 322.00 | 86.00 |
| 10. CBS CORP | VAR | 03/26/2013 | 458.00 | 357.00 | 101.00 |
| 11. CBS CORP | 12/05/2012 | 03/26/2013 | 501.00 | 393.00 | 108.00 |
| 7. CBS CORP | 12/05/2012 | 03/26/2013 | 318.00 | 250.00 | 68.00 |
| 12. CBS CORP | 12/05/2012 | 03/28/2013 | 560.00 | 428.00 | 132.00 |
| 8. CBS CORP | 12/05/2012 | 03/28/2013 | 371.00 | 286.00 | 85.00 |
| 8. CBS CORP | 12/05/2012 | 04/01/2013 | 372.00 | 286.00 | 86.00 |
| 6. CBS CORP | 12/05/2012 | 04/01/2013 | 274.00 | 214.00 | 60.00 |
| 5. CBS CORP | VAR | 04/01/2013 | 229.00 | 178.00 | 51.00 |
| 6. CBS CORP | 12/05/2012 | 04/01/2013 | 274.00 | 214.00 | 60.00 |
| 7. CBS CORP | 12/05/2012 | 04/02/2013 | 318.00 | 249.00 | 69.00 |
| 10. CBS CORP | 12/05/2012 | 04/03/2013 | 449.00 | 356.00 | 93.00 |
| 14. BAIDU.COM-ADR | 09/26/2012 | 04/04/2013 | 1,192.00 | 1,582.00 | -390.00 |
| 16. CBS CORP | 12/05/2012 | 04/04/2013 | 721.00 | 570.00 | 151.00 |
| 44. CAMERON INTERNATIONAL | 10/16/2012 | 04/04/2013 | 2,694.00 | 2,416.00 | 278.00 |
| 88. CHENIERE ENERGY INC | VAR | 04/04/2013 | 2,230.00 | 1,379.00 | 851.00 |
| 17. CAMERON INTERNATIONAL | VAR | 04/05/2013 | 1,033.00 | 939.00 | 94.00 |
| 58. CHENIERE ENERGY INC | VAR | 04/05/2013 | 1,491.00 | 916.00 | 575.00 |
| 2. CAREFUSION CORPORATION | 04/20/2012 | 04/08/2013 | 69.00 | 52.00 | 17.00 |
| 1. CAREFUSION CORPORATION | 04/20/2012 | 04/08/2013 | 34.00 | 26.00 | 8.00 |

1b Total. Combine the amounts in column (f). Enter here and on Schedule D, line 1b

For Paperwork Reduction Act Notice, see the Instructions for Form 1041.

Schedule D-1 (Form 1041) 2012

JSA
2F1221 2 000

**SCHEDULE D-1
(Form 1041)**

**Continuation Sheet for Schedule D
(Form 1041)**

OMB No 1545-0092

2012

Department of the Treasury
Internal Revenue Service

▶ Attach to Schedule D to list additional transactions for lines 1a and 6a.

▶ Information about Schedule D (Form 1041) and its separate instructions is at www.irs.gov/form1041

| | |
|---|---|
| Name of estate or trust LUCY & EMILY BEASLEY CHARITABLE TRUST | Employer identification number 34-1350747 |
|---|---|

Part I Short-Term Capital Gains and Losses - Assets Held One Year or Less

| (a) Description of property (Example 100 sh 7% preferred of "Z" Co) | (b) Date acquired (mo., day, yr.) | (c) Date sold (mo., day, yr.) | (d) Sales price | (e) Cost or other basis (see instructions) | (f) Gain or (loss) Subtract (e) from (d) |
|--|---|----------------------------------|-----------------|---|---|
| 1a 49. CAREFUSION CORPORATION | VAR | 04/08/2013 | 1,679.00 | 1,250.00 | 429.00 |
| 7. CAREFUSION CORPORATION | VAR | 04/08/2013 | 240.00 | 181.00 | 59.00 |
| 2. PRUDENTIAL FINL INC | 06/05/2012 | 04/08/2013 | 111.00 | 92.00 | 19.00 |
| 52. PRUDENTIAL FINL INC | 06/05/2012 | 04/08/2013 | 2,882.00 | 2,388.00 | 494.00 |
| 11. CAREFUSION CORPORATION | VAR | 04/09/2013 | 381.00 | 285.00 | 96.00 |
| 20. CAREFUSION CORPORATION | VAR | 04/09/2013 | 691.00 | 519.00 | 172.00 |
| 12. CAREFUSION CORPORATION | 04/30/2012 | 04/09/2013 | 414.00 | 312.00 | 102.00 |
| 8. PRUDENTIAL FINL INC | 06/05/2012 | 04/09/2013 | 447.00 | 367.00 | 80.00 |
| 6. CAREFUSION CORPORATION | 04/30/2012 | 04/10/2013 | 208.00 | 156.00 | 52.00 |
| 26. CAREFUSION CORPORATION | VAR | 04/10/2013 | 902.00 | 675.00 | 227.00 |
| 2. CAREFUSION CORPORATION | 04/30/2012 | 04/10/2013 | 69.00 | 52.00 | 17.00 |
| 708.95 FREDDIE MAC | 07/02/2012 | 04/15/2013 | 709.00 | 767.00 | -58.00 |
| 1291.16 WORLD OMNI AUTO RE TRUST | 06/28/2012 | 04/15/2013 | 1,291.00 | 1,308.00 | -17.00 |
| 530. SPDR TR UNIT SER 1 | 08/16/2012 | 04/16/2013 | 83,272.00 | 75,252.00 | 8,020.00 |
| 41. CME GROUP INC | 06/05/2012 | 04/19/2013 | 2,412.00 | 2,198.00 | 214.00 |
| 62. 3M CO | VAR | 04/22/2013 | 6,552.00 | 6,016.00 | 536.00 |
| 891.72 FNMA | 03/13/2013 | 04/25/2013 | 892.00 | 988.00 | -96.00 |
| 905.54 FEDERAL NATL MTG AS PASS | 03/13/2013 | 04/25/2013 | 906.00 | 990.00 | -84.00 |
| 26. COGNIZANT TECHNOLOGY S A | 05/07/2012 | 04/26/2013 | 1,612.00 | 1,517.00 | 95.00 |
| 1. COGNIZANT TECHNOLOGY SO | 05/07/2012 | 04/26/2013 | 62.00 | 58.00 | 4.00 |
| 3. COGNIZANT TECHNOLOGY SO | 05/07/2012 | 04/26/2013 | 186.00 | 175.00 | 11.00 |
| 5. COGNIZANT TECHNOLOGY SO | 05/07/2012 | 04/26/2013 | 311.00 | 292.00 | 19.00 |
| 3. COGNIZANT TECHNOLOGY SO | 05/07/2012 | 04/26/2013 | 186.00 | 175.00 | 11.00 |
| 2. COGNIZANT TECHNOLOGY SO | 05/07/2012 | 04/26/2013 | 124.00 | 117.00 | 7.00 |

1b Total. Combine the amounts in column (f). Enter here and on Schedule D, line 1b

For Paperwork Reduction Act Notice, see the Instructions for Form 1041.

Schedule D-1 (Form 1041) 2012

JSA
2F1221 2 000

**SCHEDULE D-1
(Form 1041)**

**Continuation Sheet for Schedule D
(Form 1041)**

OMB No 1545-0092

2012

Department of the Treasury
Internal Revenue Service

▶ Attach to Schedule D to list additional transactions for lines 1a and 6a.

▶ Information about Schedule D (Form 1041) and its separate instructions is at www.irs.gov/form1041

Name of estate or trust
LUCY & EMILY BEASLEY CHARITABLE TRUST

Employer identification number
34-1350747

Part I Short-Term Capital Gains and Losses - Assets Held One Year or Less

| (a) Description of property (Example 100 sh. 7% preferred of "Z" Co) | (b) Date acquired (mo., day, yr.) | (c) Date sold (mo., day, yr.) | (d) Sales price | (e) Cost or other basis (see instructions) | (f) Gain or (loss) Subtract (e) from (d) |
|--|-----------------------------------|-------------------------------|-----------------|--|--|
| 1a 4. COGNIZANT TECHNOLOGY SO | 05/07/2012 | 04/29/2013 | 252.00 | 233.00 | 19.00 |
| 1. COGNIZANT TECHNOLOGY SO | 05/07/2012 | 04/29/2013 | 63.00 | 58.00 | 5.00 |
| 2. COGNIZANT TECHNOLOGY SO | 05/07/2012 | 04/29/2013 | 125.00 | 117.00 | 8.00 |
| 5. COGNIZANT TECHNOLOGY SO | 05/07/2012 | 04/29/2013 | 313.00 | 292.00 | 21.00 |
| 1. COGNIZANT TECHNOLOGY SO | 05/07/2012 | 04/29/2013 | 63.00 | 58.00 | 5.00 |
| 3. COGNIZANT TECHNOLOGY SO | 05/07/2012 | 04/29/2013 | 189.00 | 175.00 | 14.00 |
| 7. COGNIZANT TECHNOLOGY SO | 05/07/2012 | 04/29/2013 | 438.00 | 408.00 | 30.00 |
| 6. COGNIZANT TECHNOLOGY SO | 05/07/2012 | 04/29/2013 | 377.00 | 350.00 | 27.00 |
| 3. COGNIZANT TECHNOLOGY SO | 05/07/2012 | 04/29/2013 | 188.00 | 175.00 | 13.00 |
| 1. COGNIZANT TECHNOLOGY SO | 05/07/2012 | 04/29/2013 | 63.00 | 58.00 | 5.00 |
| 38. AMERICAN INTL GROUP IN | VAR | 05/07/2013 | 1,700.00 | 1,477.00 | 223.00 |
| 109. AMERICAN INTL GROUP I | VAR | 05/07/2013 | 4,851.00 | 4,242.00 | 609.00 |
| 18. VMWARE INC-CLASS A | VAR | 05/07/2013 | 1,380.00 | 1,528.00 | -148.00 |
| 41. CISCO SYS INC | 12/05/2012 | 05/08/2013 | 848.00 | 794.00 | 54.00 |
| 14. CME GROUP INC | 06/05/2012 | 05/09/2013 | 856.00 | 751.00 | 105.00 |
| 42. CME GROUP INC | VAR | 05/09/2013 | 2,555.00 | 2,143.00 | 412.00 |
| 17. CME GROUP INC | 12/14/2012 | 05/10/2013 | 1,047.00 | 871.00 | 176.00 |
| 18. CME GROUP INC | 12/14/2012 | 05/10/2013 | 1,093.00 | 922.00 | 171.00 |
| 6. TEXAS INSTRS INC | 03/06/2013 | 05/14/2013 | 219.00 | 210.00 | 9.00 |
| 858.01 FREDDIE MAC | 07/02/2012 | 05/15/2013 | 858.00 | 929.00 | -71.00 |
| 4. TEXAS INSTRS INC | 03/06/2013 | 05/15/2013 | 147.00 | 140.00 | 7.00 |
| 4. TEXAS INSTRS INC | 03/06/2013 | 05/15/2013 | 147.00 | 140.00 | 7.00 |
| 3. TEXAS INSTRS INC | 03/06/2013 | 05/15/2013 | 110.00 | 105.00 | 5.00 |
| 1349.92 WORLD OMNI AUTO RE TRUST | 06/28/2012 | 05/15/2013 | 1,350.00 | 1,367.00 | -17.00 |

1b Total. Combine the amounts in column (f). Enter here and on Schedule D, line 1b

For Paperwork Reduction Act Notice, see the Instructions for Form 1041.

Schedule D-1 (Form 1041) 2012

JSA
2F1221 2 000

**SCHEDULE D-1
(Form 1041)**

**Continuation Sheet for Schedule D
(Form 1041)**

OMB No 1545-0092

2012

Department of the Treasury
Internal Revenue Service

▶ Attach to Schedule D to list additional transactions for lines 1a and 6a.

▶ Information about Schedule D (Form 1041) and its separate instructions is at www.irs.gov/form1041

Name of estate or trust: **LUCY & EMILY BEASLEY CHARITABLE TRUST**
Employer identification number: **34-1350747**

Part I Short-Term Capital Gains and Losses - Assets Held One Year or Less

| (a) Description of property (Example: 100 sh 7% preferred of "Z" Co) | (b) Date acquired (mo., day, yr) | (c) Date sold (mo., day, yr) | (d) Sales price | (e) Cost or other basis (see instructions) | (f) Gain or (loss) Subtract (e) from (d) |
|--|----------------------------------|------------------------------|-----------------|--|--|
| 1a 2. TEXAS INSTRS INC | 03/06/2013 | 05/16/2013 | 74.00 | 70.00 | 4.00 |
| 5. TEXAS INSTRS INC | 03/06/2013 | 05/16/2013 | 184.00 | 175.00 | 9.00 |
| 6. TEXAS INSTRS INC | 03/06/2013 | 05/16/2013 | 220.00 | 210.00 | 10.00 |
| 6. TEXAS INSTRS INC | 03/06/2013 | 05/16/2013 | 220.00 | 210.00 | 10.00 |
| 2. CHENIERE ENERGY INC | 10/24/2012 | 05/17/2013 | 61.00 | 32.00 | 29.00 |
| 1. CHENIERE ENERGY INC | 10/24/2012 | 05/17/2013 | 31.00 | 16.00 | 15.00 |
| 11. CHENIERE ENERGY INC | 10/24/2012 | 05/17/2013 | 338.00 | 174.00 | 164.00 |
| 4. CHENIERE ENERGY INC | 10/24/2012 | 05/17/2013 | 122.00 | 63.00 | 59.00 |
| 4. CHENIERE ENERGY INC | 10/24/2012 | 05/17/2013 | 122.00 | 63.00 | 59.00 |
| 18. TEXAS INSTRS INC | VAR | 05/17/2013 | 659.00 | 632.00 | 27.00 |
| 1. CHENIERE ENERGY INC | 10/24/2012 | 05/20/2013 | 31.00 | 16.00 | 15.00 |
| 4. CHENIERE ENERGY INC | VAR | 05/20/2013 | 124.00 | 63.00 | 61.00 |
| 1. CHENIERE ENERGY INC | 10/25/2012 | 05/20/2013 | 31.00 | 16.00 | 15.00 |
| 2. CHENIERE ENERGY INC | 10/25/2012 | 05/20/2013 | 62.00 | 32.00 | 30.00 |
| 1. CHENIERE ENERGY INC | 10/25/2012 | 05/20/2013 | 31.00 | 16.00 | 15.00 |
| 2. CHENIERE ENERGY INC | 10/25/2012 | 05/20/2013 | 61.00 | 32.00 | 29.00 |
| 1. CHENIERE ENERGY INC | 10/25/2012 | 05/20/2013 | 31.00 | 16.00 | 15.00 |
| 16. TEXAS INSTRS INC | 03/06/2013 | 05/20/2013 | 587.00 | 562.00 | 25.00 |
| 2. CHENIERE ENERGY INC | 10/25/2012 | 05/21/2013 | 61.00 | 32.00 | 29.00 |
| 8. CHENIERE ENERGY INC | VAR | 05/21/2013 | 245.00 | 127.00 | 118.00 |
| 1. CHENIERE ENERGY INC | 10/26/2012 | 05/21/2013 | 31.00 | 16.00 | 15.00 |
| 8. TEXAS INSTRS INC | 03/06/2013 | 05/21/2013 | 293.00 | 281.00 | 12.00 |
| 1. CHENIERE ENERGY INC | 10/31/2012 | 05/22/2013 | 30.00 | 16.00 | 14.00 |
| 1. CHENIERE ENERGY INC | 11/01/2012 | 05/22/2013 | 30.00 | 16.00 | 14.00 |

1b Total. Combine the amounts in column (f). Enter here and on Schedule D, line 1b

For Paperwork Reduction Act Notice, see the Instructions for Form 1041.

Schedule D-1 (Form 1041) 2012

JSA
2F1221 2 000

**SCHEDULE D-1
(Form 1041)**

**Continuation Sheet for Schedule D
(Form 1041)**

OMB No 1545-0092

2012

Department of the Treasury
Internal Revenue Service

▶ Attach to Schedule D to list additional transactions for lines 1a and 6a.

▶ Information about Schedule D (Form 1041) and its separate instructions is at www.irs.gov/form1041

Name of estate or trust
LUCY & EMILY BEASLEY CHARITABLE TRUST

Employer identification number
34-1350747

Part I Short-Term Capital Gains and Losses - Assets Held One Year or Less

| (a) Description of property (Example 100 sh 7% preferred of "Z" Co) | (b) Date acquired (mo., day, yr) | (c) Date sold (mo., day, yr) | (d) Sales price | (e) Cost or other basis (see instructions) | (f) Gain or (loss) Subtract (e) from (d) |
|---|----------------------------------|------------------------------|-----------------|--|--|
| 1a 1. CHENIERE ENERGY INC | 11/05/2012 | 05/22/2013 | 31.00 | 16.00 | 15.00 |
| 7. CHENIERE ENERGY INC | VAR | 05/22/2013 | 215.00 | 118.00 | 97.00 |
| 2. CHENIERE ENERGY INC | 12/14/2012 | 05/22/2013 | 61.00 | 34.00 | 27.00 |
| 14. TEXAS INSTRS INC | 03/06/2013 | 05/22/2013 | 502.00 | 491.00 | 11.00 |
| 7. CHENIERE ENERGY INC | 12/14/2012 | 05/23/2013 | 204.00 | 119.00 | 85.00 |
| 2. CHENIERE ENERGY INC | 12/14/2012 | 05/23/2013 | 58.00 | 34.00 | 24.00 |
| 1. CHENIERE ENERGY INC | 12/14/2012 | 05/23/2013 | 29.00 | 17.00 | 12.00 |
| 87. TEXAS INSTRS INC | VAR | 05/23/2013 | 3,123.00 | 3,057.00 | 66.00 |
| 35. TEXAS INSTRS INC | VAR | 05/23/2013 | 1,258.00 | 1,225.00 | 33.00 |
| 1327.85 FNMA | 03/13/2013 | 05/28/2013 | 1,328.00 | 1,471.00 | -143.00 |
| 752.55 FEDERAL NATL MTG AS PASS | 03/13/2013 | 05/28/2013 | 753.00 | 823.00 | -70.00 |
| 60. VMWARE INC-CLASS A | VAR | 05/30/2013 | 4,289.00 | 5,061.00 | -772.00 |
| 809.7 FREDDIE MAC | 07/02/2012 | 06/17/2013 | 810.00 | 877.00 | -67.00 |
| 1304.29 WORLD OMNI AUTO RE TRUST | 06/28/2012 | 06/19/2013 | 1,304.00 | 1,321.00 | -17.00 |
| 860.21 FNMA | 03/13/2013 | 06/25/2013 | 860.00 | 953.00 | -93.00 |
| 818.14 FEDERAL NATL MTG AS PASS | 03/13/2013 | 06/25/2013 | 818.00 | 894.00 | -76.00 |
| 6. ONYX PHARMACEUTICALS IN | 03/28/2013 | 07/01/2013 | 787.00 | 535.00 | 252.00 |
| 9. ONYX PHARMACEUTICALS IN | 03/28/2013 | 07/01/2013 | 1,180.00 | 803.00 | 377.00 |
| 8. ONYX PHARMACEUTICALS IN | VAR | 07/01/2013 | 1,054.00 | 728.00 | 326.00 |
| 2. ONYX PHARMACEUTICALS IN | VAR | 07/01/2013 | 263.00 | 181.00 | 82.00 |
| 34. PHILLIPS 66 | VAR | 07/02/2013 | 1,940.00 | 1,571.00 | 369.00 |
| 6. APACHE CORP | 04/04/2013 | 07/03/2013 | 484.00 | 449.00 | 35.00 |
| 2. APACHE CORP | 04/04/2013 | 07/03/2013 | 161.00 | 150.00 | 11.00 |
| 3. APACHE CORP | 04/04/2013 | 07/03/2013 | 240.00 | 224.00 | 16.00 |

1b Total. Combine the amounts in column (f). Enter here and on Schedule D, line 1b

For Paperwork Reduction Act Notice, see the Instructions for Form 1041.

Schedule D-1 (Form 1041) 2012

JSA
2F1221 2 000

**SCHEDULE D-1
(Form 1041)**

**Continuation Sheet for Schedule D
(Form 1041)**

OMB No 1545-0092

2012

Department of the Treasury
Internal Revenue Service

▶ Attach to Schedule D to list additional transactions for lines 1a and 6a.

▶ Information about Schedule D (Form 1041) and its separate instructions is at www.irs.gov/form1041

Name of estate or trust
LUCY & EMILY BEASLEY CHARITABLE TRUST

Employer identification number
34-1350747

Part I Short-Term Capital Gains and Losses - Assets Held One Year or Less

| (a) Description of property (Example 100 sh 7% preferred of "Z" Co) | (b) Date acquired (mo, day, yr) | (c) Date sold (mo, day, yr) | (d) Sales price | (e) Cost or other basis (see instructions) | (f) Gain or (loss) Subtract (e) from (d) |
|---|---------------------------------|-----------------------------|-----------------|--|--|
| 1a 85000. CS REN HSCEI 02/2 | 02/01/2013 | 07/09/2013 | 62,178.00 | 85,000.00 | -22,822.00 |
| 618.83 FHLMC GOLD POOL C90 | 06/19/2013 | 07/15/2013 | 619.00 | 676.00 | -57.00 |
| 4. WALTER INDS INC | 09/07/2012 | 07/22/2013 | 54.00 | 138.00 | -84.00 |
| 1. WALTER INDS INC | 09/07/2012 | 07/22/2013 | 14.00 | 35.00 | -21.00 |
| 3. WALTER INDS INC | 09/07/2012 | 07/22/2013 | 40.00 | 104.00 | -64.00 |
| 2. WALTER INDS INC | 09/07/2012 | 07/22/2013 | 27.00 | 69.00 | -42.00 |
| 13. WALTER INDS INC | 09/07/2012 | 07/23/2013 | 185.00 | 449.00 | -264.00 |
| 1. WALTER INDS INC | 09/07/2012 | 07/23/2013 | 14.00 | 35.00 | -21.00 |
| 2. WALTER INDS INC | 09/07/2012 | 07/23/2013 | 28.00 | 69.00 | -41.00 |
| 3. WALTER INDS INC | 09/07/2012 | 07/23/2013 | 43.00 | 104.00 | -61.00 |
| 8. WALTER INDS INC | 09/07/2012 | 07/23/2013 | 115.00 | 276.00 | -161.00 |
| 6. WALTER INDS INC | 09/07/2012 | 07/23/2013 | 83.00 | 207.00 | -124.00 |
| 5. WALTER INDS INC | 09/07/2012 | 07/23/2013 | 72.00 | 173.00 | -101.00 |
| 2. WALTER INDS INC | 09/07/2012 | 07/23/2013 | 29.00 | 69.00 | -40.00 |
| 4. WALTER INDS INC | 09/07/2012 | 07/24/2013 | 49.00 | 138.00 | -89.00 |
| 14. WALTER INDS INC | 09/07/2012 | 07/24/2013 | 168.00 | 483.00 | -315.00 |
| 665.47 FNMA | 03/13/2013 | 07/25/2013 | 665.00 | 737.00 | -72.00 |
| 866.45 FANNIE MAE | 05/22/2013 | 07/25/2013 | 866.00 | 928.00 | -62.00 |
| 752.64 FEDERAL NATL MTG AS PASS | 03/13/2013 | 07/25/2013 | 753.00 | 823.00 | -70.00 |
| 2. WALTER INDS INC | 09/07/2012 | 07/25/2013 | 23.00 | 69.00 | -46.00 |
| 24. LINKEDIN CORP - A | VAR | 07/29/2013 | 4,864.00 | 4,171.00 | 693.00 |
| 1. NISOURCE INC | 02/26/2013 | 07/31/2013 | 31.00 | 27.00 | 4.00 |
| 1. ONYX PHARMACEUTICALS IN | 04/02/2013 | 07/31/2013 | 132.00 | 90.00 | 42.00 |
| 1. ONYX PHARMACEUTICALS IN | 04/03/2013 | 07/31/2013 | 132.00 | 88.00 | 44.00 |

1b Total. Combine the amounts in column (f). Enter here and on Schedule D, line 1b

For Paperwork Reduction Act Notice, see the Instructions for Form 1041.

Schedule D-1 (Form 1041) 2012

JSA
2F1221 2 000

**SCHEDULE D-1
(Form 1041)**

**Continuation Sheet for Schedule D
(Form 1041)**

OMB No 1545-0092

2012

Department of the Treasury
Internal Revenue Service

▶ Attach to Schedule D to list additional transactions for lines 1a and 6a.

▶ Information about Schedule D (Form 1041) and its separate instructions is at www.irs.gov/form1041

Name of estate or trust
LUCY & EMILY BEASLEY CHARITABLE TRUST

Employer identification number
34-1350747

Part I Short-Term Capital Gains and Losses - Assets Held One Year or Less

| (a) Description of property (Example 100 sh 7% preferred of "Z" Co) | (b) Date acquired (mo, day, yr) | (c) Date sold (mo, day, yr) | (d) Sales price | (e) Cost or other basis (see instructions) | (f) Gain or (loss) Subtract (e) from (d) |
|---|---------------------------------|-----------------------------|-----------------|--|--|
| 1a 8. ONYX PHARMACEUTICALS IN | VAR | 07/31/2013 | 1,055.00 | 700.00 | 355.00 |
| 1. ONYX PHARMACEUTICALS IN | 04/04/2013 | 07/31/2013 | 132.00 | 87.00 | 45.00 |
| 4. NISOURCE INC | 02/26/2013 | 08/01/2013 | 123.00 | 108.00 | 15.00 |
| 11. ONYX PHARMACEUTICALS I | 04/04/2013 | 08/01/2013 | 1,467.00 | 952.00 | 515.00 |
| 3. ONYX PHARMACEUTICALS IN | 04/04/2013 | 08/01/2013 | 403.00 | 259.00 | 144.00 |
| 124. CAREFUSION CORPORATIO | VAR | 08/02/2013 | 4,509.00 | 3,452.00 | 1,057.00 |
| 8320.571 DELAWARE EMERGING FUND | 02/12/2013 | 08/02/2013 | 122,978.00 | 123,477.00 | -499.00 |
| 1700. ISHARES MSCI EMERGIN INDEX | 11/26/2012 | 08/02/2013 | 67,496.00 | 70,757.00 | -3,261.00 |
| 5. NISOURCE INC | 02/26/2013 | 08/02/2013 | 155.00 | 135.00 | 20.00 |
| 23. XILINX INC | 05/07/2013 | 08/02/2013 | 1,062.00 | 878.00 | 184.00 |
| 1. NISOURCE INC | 02/26/2013 | 08/05/2013 | 31.00 | 27.00 | 4.00 |
| 7. XILINX INC | 05/07/2013 | 08/05/2013 | 323.00 | 267.00 | 56.00 |
| 18. XILINX INC | VAR | 08/05/2013 | 830.00 | 688.00 | 142.00 |
| 6. NISOURCE INC | 02/26/2013 | 08/06/2013 | 182.00 | 162.00 | 20.00 |
| 28. XILINX INC | 05/08/2013 | 08/06/2013 | 1,284.00 | 1,075.00 | 209.00 |
| 12. XILINX INC | 05/08/2013 | 08/06/2013 | 548.00 | 461.00 | 87.00 |
| 2. NISOURCE INC | 02/26/2013 | 08/07/2013 | 61.00 | 54.00 | 7.00 |
| 51. WALTER INDS INC | 09/07/2012 | 08/07/2013 | 517.00 | 1,761.00 | -1,244.00 |
| 2. XILINX INC | 05/08/2013 | 08/07/2013 | 91.00 | 77.00 | 14.00 |
| 13. XILINX INC | 05/08/2013 | 08/07/2013 | 593.00 | 499.00 | 94.00 |
| 3. XILINX INC | 05/08/2013 | 08/07/2013 | 137.00 | 115.00 | 22.00 |
| 13. XILINX INC | 05/08/2013 | 08/08/2013 | 592.00 | 501.00 | 91.00 |
| 1. XILINX INC | 05/08/2013 | 08/08/2013 | 46.00 | 39.00 | 7.00 |
| 5. XILINX INC | 05/08/2013 | 08/09/2013 | 227.00 | 193.00 | 34.00 |

1b Total. Combine the amounts in column (f). Enter here and on Schedule D, line 1b

For Paperwork Reduction Act Notice, see the Instructions for Form 1041.

Schedule D-1 (Form 1041) 2012

JSA
2F1221 2 000

**SCHEDULE D-1
(Form 1041)**

Department of the Treasury
Internal Revenue Service

**Continuation Sheet for Schedule D
(Form 1041)**

OMB No 1545-0092

2012

▶ Attach to Schedule D to list additional transactions for lines 1a and 6a.

▶ Information about Schedule D (Form 1041) and its separate instructions is at www.irs.gov/form1041

Name of estate or trust **LUCY & EMILY BEASLEY CHARITABLE TRUST** Employer identification number **34-1350747**

Part I Short-Term Capital Gains and Losses - Assets Held One Year or Less

| (a) Description of property (Example 100 sh 7% preferred of "Z" Co) | (b) Date acquired (mo., day, yr) | (c) Date sold (mo., day, yr) | (d) Sales price | (e) Cost or other basis (see instructions) | (f) Gain or (loss) Subtract (e) from (d) |
|---|----------------------------------|------------------------------|-----------------|--|--|
| 1a 13. NISOURCE INC | 02/26/2013 | 08/12/2013 | 397.00 | 350.00 | 47.00 |
| 1. XILINX INC | 05/08/2013 | 08/12/2013 | 46.00 | 39.00 | 7.00 |
| 2. XILINX INC | 05/08/2013 | 08/12/2013 | 91.00 | 77.00 | 14.00 |
| 4. XILINX INC | 05/08/2013 | 08/12/2013 | 181.00 | 154.00 | 27.00 |
| 62. NISOURCE INC | VAR | 08/13/2013 | 1,909.00 | 1,673.00 | 236.00 |
| 1. XILINX INC | 05/08/2013 | 08/13/2013 | 45.00 | 39.00 | 6.00 |
| 1. XILINX INC | 05/08/2013 | 08/13/2013 | 45.00 | 39.00 | 6.00 |
| 1. XILINX INC | 05/08/2013 | 08/13/2013 | 45.00 | 39.00 | 6.00 |
| 2. XILINX INC | 05/08/2013 | 08/13/2013 | 90.00 | 77.00 | 13.00 |
| 2. NISOURCE INC | 02/26/2013 | 08/14/2013 | 61.00 | 54.00 | 7.00 |
| 11. NISOURCE INC | VAR | 08/14/2013 | 338.00 | 298.00 | 40.00 |
| 3. TARGET CORP | VAR | 08/14/2013 | 211.00 | 195.00 | 16.00 |
| 3. TARGET CORP | 09/20/2012 | 08/14/2013 | 210.00 | 196.00 | 14.00 |
| 2. TARGET CORP | 09/20/2012 | 08/14/2013 | 140.00 | 131.00 | 9.00 |
| 9. TARGET CORP | VAR | 08/14/2013 | 630.00 | 588.00 | 42.00 |
| 1. XILINX INC | 05/08/2013 | 08/14/2013 | 45.00 | 39.00 | 6.00 |
| 1. XILINX INC | 05/08/2013 | 08/14/2013 | 45.00 | 39.00 | 6.00 |
| 7. CERNER CORP | 11/07/2012 | 08/15/2013 | 330.00 | 279.00 | 51.00 |
| 15. CERNER CORP | VAR | 08/15/2013 | 707.00 | 591.00 | 116.00 |
| 609.42 FHLMC GOLD POOL C90 | 06/19/2013 | 08/15/2013 | 609.00 | 666.00 | -57.00 |
| 1232.08 FHLMC GOLD POOL C9 | 07/02/2013 | 08/15/2013 | 1,232.00 | 1,318.00 | -86.00 |
| 2. NISOURCE INC | 02/26/2013 | 08/15/2013 | 61.00 | 54.00 | 7.00 |
| 1. TARGET CORP | 09/20/2012 | 08/15/2013 | 69.00 | 65.00 | 4.00 |
| 3. TARGET CORP | 09/21/2012 | 08/15/2013 | 207.00 | 196.00 | 11.00 |

1b Total. Combine the amounts in column (f). Enter here and on Schedule D, line 1b

For Paperwork Reduction Act Notice, see the Instructions for Form 1041.

Schedule D-1 (Form 1041) 2012

JSA
2F1221 2 000

**SCHEDULE D-1
(Form 1041)**

**Continuation Sheet for Schedule D
(Form 1041)**

OMB No 1545-0092

2012

Department of the Treasury
Internal Revenue Service

▶ Attach to Schedule D to list additional transactions for lines 1a and 6a.

▶ Information about Schedule D (Form 1041) and its separate instructions is at www.irs.gov/form1041

Name of estate or trust
LUCY & EMILY BEASLEY CHARITABLE TRUST

Employer identification number
34-1350747

Part I Short-Term Capital Gains and Losses - Assets Held One Year or Less

| (a) Description of property (Example: 100 sh 7% preferred of "Z" Co) | (b) Date acquired (mo., day, yr) | (c) Date sold (mo., day, yr) | (d) Sales price | (e) Cost or other basis (see instructions) | (f) Gain or (loss) Subtract (e) from (d) |
|--|----------------------------------|------------------------------|-----------------|--|--|
| 1a 4. TARGET CORP | 09/21/2012 | 08/15/2013 | 276.00 | 262.00 | 14.00 |
| 15. TARGET CORP | VAR | 08/15/2013 | 1,038.00 | 982.00 | 56.00 |
| 18. ASML HOLDING N.V. | 10/26/2012 | 08/15/2013 | 1,645.00 | 1,288.00 | 357.00 |
| 25. CERNER CORP | 11/08/2012 | 08/16/2013 | 1,178.00 | 985.00 | 193.00 |
| 7. CERNER CORP | 11/08/2012 | 08/19/2013 | 334.00 | 276.00 | 58.00 |
| 14. NISOURCE INC | 02/26/2013 | 08/19/2013 | 416.00 | 380.00 | 36.00 |
| 1. NISOURCE INC | 02/26/2013 | 08/20/2013 | 30.00 | 27.00 | 3.00 |
| 842.07 FNMA | 03/13/2013 | 08/26/2013 | 842.00 | 933.00 | -91.00 |
| 419.93 FN | 07/02/2013 | 08/26/2013 | 420.00 | 456.00 | -36.00 |
| 862.04 FANNIE MAE | 05/22/2013 | 08/26/2013 | 862.00 | 924.00 | -62.00 |
| 690.14 FEDERAL NATL MTG AS PASS | 03/13/2013 | 08/26/2013 | 690.00 | 754.00 | -64.00 |
| 15. EDISON INTL | VAR | 09/11/2013 | 676.00 | 709.00 | -33.00 |
| 2. EDISON INTL | VAR | 09/11/2013 | 90.00 | 94.00 | -4.00 |
| 31. ASML HOLDING N.V. | VAR | 09/11/2013 | 2,767.00 | 2,213.00 | 554.00 |
| 5. EDISON INTL | VAR | 09/12/2013 | 224.00 | 236.00 | -12.00 |
| 32. EDISON INTL | VAR | 09/12/2013 | 1,427.00 | 1,505.00 | -78.00 |
| 2. EDISON INTL | 06/17/2013 | 09/12/2013 | 90.00 | 96.00 | -6.00 |
| 75. DOW CHEM CO | 10/18/2012 | 09/13/2013 | 2,974.00 | 2,272.00 | 702.00 |
| 7. EDISON INTL | VAR | 09/13/2013 | 315.00 | 334.00 | -19.00 |
| 29. EDISON INTL | VAR | 09/13/2013 | 1,304.00 | 1,349.00 | -45.00 |
| 905.45 FHLMC GOLD POOL C90 | 08/13/2013 | 09/16/2013 | 905.00 | 1,001.00 | -96.00 |
| 879.78 FHLMC GOLD POOL C90 | 06/19/2013 | 09/16/2013 | 880.00 | 962.00 | -82.00 |
| 1145.35 FHLMC GOLD POOL C9 | 07/02/2013 | 09/16/2013 | 1,145.00 | 1,226.00 | -81.00 |
| 30. ASML HOLDING N.V. | 11/15/2012 | 09/18/2013 | 2,813.00 | 2,113.00 | 700.00 |

1b Total. Combine the amounts in column (f). Enter here and on Schedule D, line 1b

For Paperwork Reduction Act Notice, see the Instructions for Form 1041.

Schedule D-1 (Form 1041) 2012

JSA
2F1221 2 000

**SCHEDULE D-1
(Form 1041)**

**Continuation Sheet for Schedule D
(Form 1041)**

OMB No. 1545-0092

2012

Department of the Treasury
Internal Revenue Service

▶ Attach to Schedule D to list additional transactions for lines 1a and 6a.

▶ Information about Schedule D (Form 1041) and its separate instructions is at www.irs.gov/form1041

Name of estate or trust
LUCY & EMILY BEASLEY CHARITABLE TRUST

Employer identification number
34-1350747

Part I Short-Term Capital Gains and Losses - Assets Held One Year or Less

| (a) Description of property (Example 100 sh 7% preferred of "Z" Co) | (b) Date acquired (mo., day, yr) | (c) Date sold (mo., day, yr) | (d) Sales price | (e) Cost or other basis (see instructions) | (f) Gain or (loss) Subtract (e) from (d) |
|---|----------------------------------|------------------------------|-----------------|--|--|
| 1a 6. CVS CORP | VAR | 09/19/2013 | 359.00 | 335.00 | 24.00 |
| 6. CVS CORP | 04/08/2013 | 09/19/2013 | 359.00 | 336.00 | 23.00 |
| 2. CVS CORP | 04/08/2013 | 09/19/2013 | 120.00 | 112.00 | 8.00 |
| 15. CVS CORP | VAR | 09/19/2013 | 897.00 | 837.00 | 60.00 |
| 2. CVS CORP | 04/08/2013 | 09/19/2013 | 119.00 | 112.00 | 7.00 |
| 118. HEWLETT PACKARD CO | VAR | 09/19/2013 | 2,521.00 | 3,188.00 | -667.00 |
| 239. HEWLETT PACKARD CO | VAR | 09/19/2013 | 5,143.00 | 6,444.00 | -1,301.00 |
| 21. CVS CORP | VAR | 09/20/2013 | 1,247.00 | 1,184.00 | 63.00 |
| 68. CVS CORP | VAR | 09/20/2013 | 3,974.00 | 3,877.00 | 97.00 |
| 2. HEWLETT PACKARD CO | 08/13/2013 | 09/20/2013 | 43.00 | 55.00 | -12.00 |
| 986.21 FNMA | 03/13/2013 | 09/25/2013 | 986.00 | 1,093.00 | -107.00 |
| 725.8 FN | 07/02/2013 | 09/25/2013 | 726.00 | 787.00 | -61.00 |
| 794.48 FANNIE MAE | 05/22/2013 | 09/25/2013 | 794.00 | 851.00 | -57.00 |
| 798.29 FEDERAL NATL MTG AS PASS | 03/13/2013 | 09/25/2013 | 798.00 | 873.00 | -75.00 |
| 12. INTUITIVE SURGICAL INC | VAR | 09/26/2013 | 4,407.00 | 6,463.00 | -2,056.00 |
| 8. ALEXION PHARMACEUTICALS | 05/07/2013 | 09/27/2013 | 931.00 | 773.00 | 158.00 |
| 3. ALLIANCE DATA SYSTEMS C | 05/09/2013 | 09/27/2013 | 627.00 | 531.00 | 96.00 |
| 11. APACHE CORP | 04/04/2013 | 09/27/2013 | 949.00 | 823.00 | 126.00 |
| 46. APPLIED MATLS INC | VAR | 09/27/2013 | 806.00 | 651.00 | 155.00 |
| 22. ARCHER DANIELS MIDLAND | VAR | 09/27/2013 | 816.00 | 680.00 | 136.00 |
| 9. AXIALL CORPORATION | 01/18/2013 | 09/27/2013 | 338.00 | 391.00 | -53.00 |
| 9. BAXTER INTL INC | VAR | 09/27/2013 | 598.00 | 657.00 | -59.00 |
| 16. CBS CORP | 07/12/2013 | 09/27/2013 | 893.00 | 839.00 | 54.00 |
| 11. CVS CORP | 04/11/2013 | 09/27/2013 | 635.00 | 637.00 | -2.00 |

1b Total. Combine the amounts in column (f). Enter here and on Schedule D, line 1b

For Paperwork Reduction Act Notice, see the Instructions for Form 1041.

Schedule D-1 (Form 1041) 2012

JSA
2F1221 2 000

**SCHEDULE D-1
(Form 1041)**

**Continuation Sheet for Schedule D
(Form 1041)**

OMB No. 1545-0092

2012

Department of the Treasury
Internal Revenue Service

▶ Attach to Schedule D to list additional transactions for lines 1a and 6a.

▶ Information about Schedule D (Form 1041) and its separate instructions is at www.irs.gov/form1041

Name of estate or trust
LUCY & EMILY BEASLEY CHARITABLE TRUST

Employer identification number
34-1350747

Part I Short-Term Capital Gains and Losses - Assets Held One Year or Less

| (a) Description of property (Example 100 sh 7% preferred of "Z" Co) | (b) Date acquired (mo, day, yr) | (c) Date sold (mo, day, yr) | (d) Sales price | (e) Cost or other basis (see instructions) | (f) Gain or (loss) Subtract (e) from (d) |
|---|---------------------------------|-----------------------------|-----------------|--|--|
| 1a 12. CAMERON INTERNATIONAL | VAR | 09/27/2013 | 708.00 | 664.00 | 44.00 |
| 15. CAPITAL ONE FINL CORP | VAR | 09/27/2013 | 1,034.00 | 785.00 | 249.00 |
| 8. CERNER CORP | 11/08/2012 | 09/27/2013 | 420.00 | 315.00 | 105.00 |
| 17. CHENIERE ENERGY INC | 12/14/2012 | 09/27/2013 | 568.00 | 290.00 | 278.00 |
| 81. CISCO SYS INC | 12/05/2012 | 09/27/2013 | 1,883.00 | 1,568.00 | 315.00 |
| 9. DTE ENERGY CO | VAR | 09/27/2013 | 595.00 | 638.00 | -43.00 |
| 16. DAVITA INC | VAR | 09/27/2013 | 912.00 | 864.00 | 48.00 |
| 8. DISNEY WALT CO | VAR | 09/27/2013 | 521.00 | 533.00 | -12.00 |
| 18. DISH NETWORK CORP | 12/20/2012 | 09/27/2013 | 801.00 | 660.00 | 141.00 |
| 32. DOW CHEM CO | 10/18/2012 | 09/27/2013 | 1,249.00 | 970.00 | 279.00 |
| 18. EBAY INC | VAR | 09/27/2013 | 1,003.00 | 1,019.00 | -16.00 |
| 34. FREEPORT-MCMORAN COPPE B | 08/14/2013 | 09/27/2013 | 1,136.00 | 1,078.00 | 58.00 |
| 21. HARTFORD FINL SVCS GRO | 05/07/2013 | 09/27/2013 | 656.00 | 614.00 | 42.00 |
| 5. INTERCONTINENTAL EXCHAN | VAR | 09/27/2013 | 910.00 | 707.00 | 203.00 |
| 45. JOHNSON & JOHNSON | 10/18/2012 | 09/27/2013 | 3,899.00 | 3,254.00 | 645.00 |
| 18. LAM RESEARCH CORPORATI | 02/05/2013 | 09/27/2013 | 921.00 | 763.00 | 158.00 |
| 5. LINKEDIN CORP - A | 03/25/2013 | 09/27/2013 | 1,234.00 | 880.00 | 354.00 |
| 16. MARATHON OIL CORP | 09/05/2013 | 09/27/2013 | 558.00 | 577.00 | -19.00 |
| 8. MARSH & MCLENNAN COS IN | 09/19/2013 | 09/27/2013 | 350.00 | 354.00 | -4.00 |
| 3. METTLER TOLEDO INTERNAT | VAR | 09/27/2013 | 721.00 | 639.00 | 82.00 |
| 43. MORGAN STANLEY DEAN WI NEW | 01/16/2013 | 09/27/2013 | 1,165.00 | 884.00 | 281.00 |
| 10. NEXTERA ENERGY INC | VAR | 09/27/2013 | 800.00 | 764.00 | 36.00 |
| 28. NISOURCE INC | VAR | 09/27/2013 | 859.00 | 762.00 | 97.00 |
| 13. PHILLIPS 66 | VAR | 09/27/2013 | 759.00 | 607.00 | 152.00 |

1b Total. Combine the amounts in column (f). Enter here and on Schedule D, line 1b

For Paperwork Reduction Act Notice, see the Instructions for Form 1041.

Schedule D-1 (Form 1041) 2012

JSA
2F1221 2 000

DBC934 501G 05/13/2014 15:23:09

V15913003

Name of estate or trust as shown on Form 1041 Do not enter name and employer identification number if shown on the other side

Employer identification number

LUCY & EMILY BEASLEY CHARITABLE TRUST

34-1350747

Part II Long-Term Capital Gains and Losses - Assets Held More Than One Year

| (a) Description of property (Example 100 sh 7% preferred of "Z" Co) | (b) Date acquired (mo, day, yr) | (c) Date sold (mo, day, yr) | (d) Sales price | (e) Cost or other basis (see instructions) | (f) Gain or (loss) Subtract (e) from (d) |
|---|---------------------------------|-----------------------------|-----------------|--|--|
| 6a 20. ADT CORPORATION | 06/02/2010 | 10/04/2012 | 770.00 | 992.00 | -222.00 |
| 4. ADT CORPORATION | 06/02/2010 | 10/05/2012 | 154.00 | 198.00 | -44.00 |
| 46. ADT CORPORATION | VAR | 10/05/2012 | 1,736.00 | 1,086.00 | 650.00 |
| 49. ADT CORPORATION | VAR | 10/10/2012 | 1,837.00 | 1,238.00 | 599.00 |
| . ADT CORPORATION | | 10/11/2012 | 19.00 | | 19.00 |
| . PENTAIR LTD | | 10/11/2012 | 41.00 | | 41.00 |
| 5.625 ADT CORPORATION | 11/10/2010 | 10/15/2012 | 205.00 | 143.00 | 62.00 |
| 24.68 FED HOME LN MTG CORP | 03/23/2001 | 10/15/2012 | 25.00 | 25.00 | |
| 30.02 FED HOME LN MTG CORP | 06/09/2003 | 10/15/2012 | 30.00 | 31.00 | -1.00 |
| 320.28 FED HOME LN MTG COR | 10/29/2003 | 10/15/2012 | 320.00 | 329.00 | -9.00 |
| 102.58 FED HOME LN MTG COR | 06/08/2005 | 10/15/2012 | 103.00 | 102.00 | 1.00 |
| 263.39 FEDERAL HOME LN MTG MULTICLASS | 12/24/2007 | 10/15/2012 | 263.00 | 272.00 | -9.00 |
| 671.79 FEDERAL HOME LN MTG MULTICLASS | 09/21/2007 | 10/15/2012 | 672.00 | 667.00 | 5.00 |
| 306.08 FEDERAL HOME LN MTG MULTICLASS | 10/22/2007 | 10/15/2012 | 306.00 | 301.00 | 5.00 |
| 684.2 FEDERAL HOME LN MTG MULTICLASS | 09/27/2007 | 10/15/2012 | 684.00 | 677.00 | 7.00 |
| 127.49 FEDERAL HOME LN MTG MULTICLASS | 03/30/2007 | 10/15/2012 | 127.00 | 124.00 | 3.00 |
| 614.2 FEDERAL HOME LN MTG MULTICLASS | 01/24/2008 | 10/15/2012 | 614.00 | 606.00 | 8.00 |
| 1025.93 FEDERAL HOME LN MT MULTICLASS | 09/09/2005 | 10/15/2012 | 1,026.00 | 1,030.00 | -4.00 |
| 297.36 FEDERAL HOME LN MTG MULTICLASS | 06/15/2007 | 10/15/2012 | 297.00 | 293.00 | 4.00 |
| 179.93 FEDERAL HOME LN MTG MULTICLASS | 09/06/2007 | 10/15/2012 | 180.00 | 180.00 | |
| 579.87 FREDDIE MAC | 09/13/2011 | 10/15/2012 | 580.00 | 632.00 | -52.00 |
| 29.62 GNMA POOL NO 462816 | 06/25/2001 | 10/15/2012 | 30.00 | 30.00 | |
| 218.59 GNMA GTD PASS THRU | 03/04/1999 | 10/15/2012 | 219.00 | 216.00 | 3.00 |
| 55.53 GNMA GTD PASS THRU C | 02/02/1999 | 10/15/2012 | 56.00 | 56.00 | |
| 37. KRAFT FOODS GROUP INC | VAR | 10/15/2012 | 1,745.00 | 1,345.00 | 400.00 |

6b Total. Combine the amounts in column (f) Enter here and on Schedule D, line 6b

Name of estate or trust as shown on Form 1041 Do not enter name and employer identification number if shown on the other side.

Employer identification number

LUCY & EMILY BEASLEY CHARITABLE TRUST

34-1350747

Part II Long-Term Capital Gains and Losses - Assets Held More Than One Year

| (a) Description of property (Example 100 sh 7% preferred of "Z" Co) | (b) Date acquired (mo, day, yr) | (c) Date sold (mo, day, yr) | (d) Sales price | (e) Cost or other basis (see instructions) | (f) Gain or (loss) Subtract (e) from (d) |
|---|---------------------------------|-----------------------------|-----------------|--|--|
| 6a 11. KRAFT FOODS GROUP INC | 08/16/2011 | 10/15/2012 | 519.00 | 397.00 | 122.00 |
| 4. KRAFT FOODS GROUP INC | 08/16/2011 | 10/15/2012 | 188.00 | 145.00 | 43.00 |
| 25. KRAFT FOODS GROUP INC | 09/19/2011 | 10/15/2012 | 1,184.00 | 917.00 | 267.00 |
| 66. KRAFT FOODS GROUP INC | VAR | 10/16/2012 | 3,092.00 | 2,397.00 | 695.00 |
| 151.56 FANNIE MAE | 12/19/2007 | 10/17/2012 | 152.00 | 155.00 | -3.00 |
| 110000. JPM CONT BUFF EQ S | 09/30/2011 | 10/17/2012 | 132,000.00 | 110,000.00 | 22,000.00 |
| 143. DU PONT E I DE NEMOUR | VAR | 10/18/2012 | 7,158.00 | 5,198.00 | 1,960.00 |
| 14. CENTERPOINT ENERGY INC | 03/10/2011 | 10/19/2012 | 300.00 | 225.00 | 75.00 |
| 62. CENTERPOINT ENERGY INC | VAR | 10/19/2012 | 1,326.00 | 997.00 | 329.00 |
| 713.04 FANNIE MAE | 12/13/2010 | 10/19/2012 | 713.00 | 788.00 | -75.00 |
| 1. CAPITAL ONE FINL CORP | 08/11/2011 | 10/22/2012 | 60.00 | 44.00 | 16.00 |
| 16. CAPITAL ONE FINL CORP | VAR | 10/22/2012 | 960.00 | 703.00 | 257.00 |
| 31. CAPITAL ONE FINL CORP | VAR | 10/22/2012 | 1,858.00 | 1,383.00 | 475.00 |
| 1. CENTERPOINT ENERGY INC | 03/11/2011 | 10/22/2012 | 21.00 | 16.00 | 5.00 |
| 51. CENTERPOINT ENERGY INC | 03/11/2011 | 10/22/2012 | 1,083.00 | 821.00 | 262.00 |
| 166. CENTERPOINT ENERGY IN | 03/11/2011 | 10/22/2012 | 3,522.00 | 2,672.00 | 850.00 |
| 3. CENTERPOINT ENERGY INC | 03/11/2011 | 10/22/2012 | 64.00 | 48.00 | 16.00 |
| 4. CENTERPOINT ENERGY INC | 03/11/2011 | 10/22/2012 | 85.00 | 64.00 | 21.00 |
| 391.56 GNMA II 2009-55 CL | 12/13/2010 | 10/22/2012 | 392.00 | 406.00 | -14.00 |
| 10000. PRINCIPAL LIFE INC | 01/14/2009 | 10/22/2012 | 10,248.00 | 9,982.00 | 266.00 |
| . APPLE COMPUTER INC | | 10/24/2012 | 12.00 | | 12.00 |
| 75000. JPM BREN EAFE 10/2 | 10/07/2011 | 10/24/2012 | 85,938.00 | 75,000.00 | 10,938.00 |
| 128. LOWES COS INC | VAR | 10/24/2012 | 4,156.00 | 2,955.00 | 1,201.00 |
| 19. LOWES COS INC | 02/19/2010 | 10/24/2012 | 613.00 | 439.00 | 174.00 |
| 10000. BANK OF AMERICA NA | VAR | 10/25/2012 | 10,211.00 | 10,155.00 | 56.00 |

6b Total. Combine the amounts in column (f). Enter here and on Schedule D, line 6b

Name of estate or trust as shown on Form 1041 Do not enter name and employer identification number if shown on the other side

Employer identification number

LUCY & EMILY BEASLEY CHARITABLE TRUST

34-1350747

Part II Long-Term Capital Gains and Losses - Assets Held More Than One Year

| (a) Description of property (Example 100 sh 7% preferred of "Z" Co) | (b) Date acquired (mo., day, yr.) | (c) Date sold (mo., day, yr.) | (d) Sales price | (e) Cost or other basis (see instructions) | (f) Gain or (loss) Subtract (e) from (d) |
|--|---|----------------------------------|-----------------|---|---|
| 6a 518.16 FNMA | 04/28/2011 | 10/25/2012 | 518.00 | 585.00 | -67.00 |
| 115.41 FEDERAL NATL MTG AS PASS | 09/26/2007 | 10/25/2012 | 115.00 | 120.00 | -5.00 |
| 27.19 FED NATL MTG ASSN GT | 05/26/1998 | 10/25/2012 | 27.00 | 27.00 | |
| 1036.81 FEDERAL NATL MTG A PASS | 04/28/2011 | 10/25/2012 | 1,037.00 | 1,097.00 | -60.00 |
| 918.41 FNMA | 03/08/2011 | 10/25/2012 | 918.00 | 1,003.00 | -85.00 |
| 213.1 FEDERAL NATL MTG ASS PASS | 03/03/1999 | 10/25/2012 | 213.00 | 209.00 | 4.00 |
| 5.98 FNMA POOL #630225A 3/01/32 | 03/13/2002 | 10/25/2012 | 6.00 | 6.00 | |
| 165.46 FANNIE MAE | 09/20/2007 | 10/25/2012 | 165.00 | 168.00 | -3.00 |
| 131.77 FEDERAL NATL MTG AS PASS | 10/02/2007 | 10/25/2012 | 132.00 | 132.00 | |
| 559.04 FNMA REMIC 02-62-ZE 11/25/17 | VAR | 10/25/2012 | 559.00 | 524.00 | 35.00 |
| 326.75 FEDERAL NATL MTG AS PASS | 06/19/2006 | 10/25/2012 | 327.00 | 310.00 | 17.00 |
| 591.16 FNMA REMIC TRUST | 10/16/2007 | 10/25/2012 | 591.00 | 566.00 | 25.00 |
| 306.83 FEDERAL NATL MTG AS PASS | 06/15/2007 | 10/25/2012 | 307.00 | 285.00 | 22.00 |
| 302.71 FEDERAL NATL MTG AS PASS | 09/25/2008 | 10/25/2012 | 303.00 | 264.00 | 39.00 |
| 1369.64 FANNIE MAE | VAR | 10/25/2012 | 1,370.00 | 1,282.00 | 88.00 |
| 210.45 FEDERAL NATIONAL MO | 03/13/2007 | 10/25/2012 | 210.00 | 201.00 | 9.00 |
| 521.53 FEDERAL NATL MTG AS PASS | 09/12/2003 | 10/25/2012 | 522.00 | 527.00 | -5.00 |
| 519.12 FEDERAL NATL MTG AS PASS | 03/09/2004 | 10/25/2012 | 519.00 | 528.00 | -9.00 |
| 280.76 FEDERAL NATL MTG AS PASS | 12/18/2003 | 10/25/2012 | 281.00 | 280.00 | 1.00 |
| 168.17 FEDERAL NATL MTG AS PASS | 09/10/2004 | 10/25/2012 | 168.00 | 172.00 | -4.00 |
| 33.85 FEDERAL NATL MTG ASS PASS | 06/14/2004 | 10/25/2012 | 34.00 | 33.00 | 1.00 |
| 119.31 FEDERAL NATL MTG AS PASS | 11/28/2005 | 10/25/2012 | 119.00 | 118.00 | 1.00 |
| 99.17 FEDERAL NATL MTG ASS PASS | 08/17/2006 | 10/25/2012 | 99.00 | 99.00 | |
| 74.1 FEDERAL NATL MTG ASSN PASS | 12/16/2005 | 10/25/2012 | 74.00 | 74.00 | |
| 315.54 FEDERAL NATL MTG AS PASS | VAR | 10/25/2012 | 316.00 | 325.00 | -9.00 |

6b Total. Combine the amounts in column (f). Enter here and on Schedule D, line 6b

Schedule D-1 (Form 1041) 2012

Name of estate or trust as shown on Form 1041 Do not enter name and employer identification number if shown on the other side

Employer identification number

LUCY & EMILY BEASLEY CHARITABLE TRUST

34-1350747

Part II Long-Term Capital Gains and Losses - Assets Held More Than One Year

| (a) Description of property (Example 100 sh 7% preferred of "Z" Co) | (b) Date acquired (mo, day, yr) | (c) Date sold (mo, day, yr) | (d) Sales price | (e) Cost or other basis (see instructions) | (f) Gain or (loss) Subtract (e) from (d) |
|--|---------------------------------------|--------------------------------|-----------------|---|---|
| 6a 12. LOWES COS INC | VAR | 10/25/2012 | 382.00 | 299.00 | 83.00 |
| 14. LOWES COS INC | 01/28/2011 | 10/25/2012 | 453.00 | 357.00 | 96.00 |
| 19. COVIDIEN PLC NEW | 06/08/2009 | 10/26/2012 | 1,043.00 | 684.00 | 359.00 |
| 75000. DB BREN EEM 10/31/1 | 10/14/2011 | 10/31/2012 | 81,699.00 | 75,000.00 | 6,699.00 |
| 115000. HSBC BREN SPX 10/3 | 10/14/2011 | 10/31/2012 | 136,735.00 | 115,000.00 | 21,735.00 |
| 12. COVIDIEN PLC NEW | 06/08/2009 | 10/31/2012 | 659.00 | 432.00 | 227.00 |
| 8. COVIDIEN PLC NEW | 06/08/2009 | 11/01/2012 | 443.00 | 288.00 | 155.00 |
| 4. COVIDIEN PLC NEW | 06/08/2009 | 11/01/2012 | 222.00 | 144.00 | 78.00 |
| 23. COVIDIEN PLC NEW | VAR | 11/02/2012 | 1,286.00 | 843.00 | 443.00 |
| 11. EOG RESOURCES INC | 10/20/2010 | 11/05/2012 | 1,279.00 | 1,105.00 | 174.00 |
| 6. EOG RESOURCES INC | 10/20/2010 | 11/05/2012 | 697.00 | 603.00 | 94.00 |
| 110. LAUDER ESTEE COS INC | VAR | 11/05/2012 | 6,535.00 | 5,603.00 | 932.00 |
| 25. PIONEER NAT RES CO | 08/10/2011 | 11/05/2012 | 2,665.00 | 1,860.00 | 805.00 |
| 7. COVIDIEN PLC NEW | 07/01/2009 | 11/05/2012 | 389.00 | 258.00 | 131.00 |
| 3. COVIDIEN PLC NEW | 07/01/2009 | 11/06/2012 | 168.00 | 111.00 | 57.00 |
| 23. CENTERPOINT ENERGY INC | 03/11/2011 | 11/07/2012 | 478.00 | 370.00 | 108.00 |
| 47. CENTERPOINT ENERGY INC | 03/11/2011 | 11/07/2012 | 982.00 | 757.00 | 225.00 |
| 6. CENTERPOINT ENERGY INC | VAR | 11/08/2012 | 124.00 | 103.00 | 21.00 |
| 183. CENTERPOINT ENERGY IN | VAR | 11/08/2012 | 3,791.00 | 3,527.00 | 264.00 |
| 32. CENTERPOINT ENERGY INC | 08/11/2011 | 11/08/2012 | 655.00 | 591.00 | 64.00 |
| 55. CENTERPOINT ENERGY INC | 08/11/2011 | 11/08/2012 | 1,142.00 | 1,015.00 | 127.00 |
| 4. GOLDMAN SACHS GROUP INC | 12/16/2008 | 11/08/2012 | 465.00 | 301.00 | 164.00 |
| 3. GOLDMAN SACHS GROUP INC | 12/16/2008 | 11/08/2012 | 348.00 | 226.00 | 122.00 |
| 1. GOLDMAN SACHS GROUP INC | 12/16/2008 | 11/08/2012 | 117.00 | 75.00 | 42.00 |
| 6. GOLDMAN SACHS GROUP INC | 12/16/2008 | 11/08/2012 | 697.00 | 452.00 | 245.00 |

6b Total. Combine the amounts in column (f). Enter here and on Schedule D, line 6b

Schedule D-1 (Form 1041) 2012

Name of estate or trust as shown on Form 1041 Do not enter name and employer identification number if shown on the other side

Employer identification number

LUCY & EMILY BEASLEY CHARITABLE TRUST

34-1350747

Part II Long-Term Capital Gains and Losses - Assets Held More Than One Year

| (a) Description of property (Example 100 sh 7% preferred of "Z" Co) | (b) Date acquired (mo, day, yr) | (c) Date sold (mo, day, yr) | (d) Sales price | (e) Cost or other basis (see instructions) | (f) Gain or (loss) Subtract (e) from (d) |
|---|---------------------------------|-----------------------------|-----------------|--|--|
| 6a 3. GOLDMAN SACHS GROUP INC | 12/16/2008 | 11/08/2012 | 347.00 | 226.00 | 121.00 |
| 5. GOLDMAN SACHS GROUP INC | 12/16/2008 | 11/09/2012 | 576.00 | 376.00 | 200.00 |
| 10. GOLDMAN SACHS GROUP INC | VAR | 11/09/2012 | 1,161.00 | 756.00 | 405.00 |
| . MICRON TECHNOLOGY INC | | 11/09/2012 | 84.00 | | 84.00 |
| 25.86 FED HOME LN MTG CORP | 03/23/2001 | 11/15/2012 | 26.00 | 27.00 | -1.00 |
| 36.08 FED HOME LN MTG CORP | 06/09/2003 | 11/15/2012 | 36.00 | 37.00 | -1.00 |
| 231.99 FED HOME LN MTG CORP | 10/29/2003 | 11/15/2012 | 232.00 | 239.00 | -7.00 |
| 110.25 FED HOME LN MTG CORP | 06/08/2005 | 11/15/2012 | 110.00 | 110.00 | |
| 96.37 FEDERAL HOME LN MTG MULTICLASS | 12/24/2007 | 11/15/2012 | 96.00 | 99.00 | -3.00 |
| 654.87 FEDERAL HOME LN MTG MULTICLASS | 09/21/2007 | 11/15/2012 | 655.00 | 650.00 | 5.00 |
| 603.54 FEDERAL HOME LN MTG MULTICLASS | 10/22/2007 | 11/15/2012 | 604.00 | 593.00 | 11.00 |
| 684.27 FEDERAL HOME LN MTG MULTICLASS | 09/27/2007 | 11/15/2012 | 684.00 | 677.00 | 7.00 |
| 127.97 FEDERAL HOME LN MTG MULTICLASS | 03/30/2007 | 11/15/2012 | 128.00 | 124.00 | 4.00 |
| 759.25 FEDERAL HOME LN MTG MULTICLASS | 01/24/2008 | 11/15/2012 | 759.00 | 749.00 | 10.00 |
| 1800.87 FEDERAL HOME LN MTG MULTICLASS | 09/09/2005 | 11/15/2012 | 1,801.00 | 1,807.00 | -6.00 |
| 290.28 FEDERAL HOME LN MTG MULTICLASS | 06/15/2007 | 11/15/2012 | 290.00 | 286.00 | 4.00 |
| 176.2 FEDERAL HOME LN MTG MULTICLASS | 09/06/2007 | 11/15/2012 | 176.00 | 176.00 | |
| 695.81 FREDDIE MAC | 09/13/2011 | 11/15/2012 | 696.00 | 758.00 | -62.00 |
| 28.27 GNMA POOL NO 462816 | 06/25/2001 | 11/15/2012 | 28.00 | 29.00 | -1.00 |
| 250.05 GNMA GTD PASS THRU | 03/04/1999 | 11/15/2012 | 250.00 | 247.00 | 3.00 |
| 55.83 GNMA GTD PASS THRU C | 02/02/1999 | 11/15/2012 | 56.00 | 56.00 | |
| 15. JOHNSON CTLS INC | 03/27/2008 | 11/15/2012 | 376.00 | 512.00 | -136.00 |
| 39. JOHNSON CTLS INC | 03/27/2008 | 11/15/2012 | 979.00 | 1,331.00 | -352.00 |
| 15. JOHNSON CTLS INC | 03/27/2008 | 11/15/2012 | 377.00 | 512.00 | -135.00 |
| 74. JOHNSON CTLS INC | 03/27/2008 | 11/16/2012 | 1,854.00 | 2,525.00 | -671.00 |

6b Total. Combine the amounts in column (f). Enter here and on Schedule D, line 6b

Name of estate or trust as shown on Form 1041 Do not enter name and employer identification number if shown on the other side
LUCY & EMILY BEASLEY CHARITABLE TRUST

Employer identification number
34-1350747

Part II Long-Term Capital Gains and Losses - Assets Held More Than One Year

| (a) Description of property (Example 100 sh. 7% preferred of "Z" Co) | (b) Date acquired (mo., day, yr.) | (c) Date sold (mo., day, yr.) | (d) Sales price | (e) Cost or other basis (see instructions) | (f) Gain or (loss) Subtract (e) from (d) |
|--|-----------------------------------|-------------------------------|-----------------|--|--|
| 6a 130.85 FANNIE MAE | 12/19/2007 | 11/19/2012 | 131.00 | 133.00 | -2.00 |
| 235.27 FANNIE MAE | 12/13/2010 | 11/19/2012 | 235.00 | 260.00 | -25.00 |
| 353.7 GNMA II 2009-55 CL N | 12/13/2010 | 11/20/2012 | 354.00 | 367.00 | -13.00 |
| 1418.68 TIAA REAL ESTATE C | 09/14/2011 | 11/20/2012 | 1,419.00 | 1,539.00 | -120.00 |
| 80000. JPM BREN EAFE 11/2 | 11/04/2011 | 11/23/2012 | 80,811.00 | 80,000.00 | 811.00 |
| 294.05 FNMA | 04/28/2011 | 11/26/2012 | 294.00 | 332.00 | -38.00 |
| 149.37 FEDERAL NATL MTG AS PASS | 09/26/2007 | 11/26/2012 | 149.00 | 156.00 | -7.00 |
| 26.7 FED NATL MTG ASSN GTD | 05/26/1998 | 11/26/2012 | 27.00 | 26.00 | 1.00 |
| 1064.54 FEDERAL NATL MTG A PASS | 04/28/2011 | 11/26/2012 | 1,065.00 | 1,126.00 | -61.00 |
| 1347.93 FNMA | 03/08/2011 | 11/26/2012 | 1,348.00 | 1,473.00 | -125.00 |
| 214.12 FEDERAL NATL MTG AS PASS | 03/03/1999 | 11/26/2012 | 214.00 | 210.00 | 4.00 |
| 5.99 FNMA POOL #630225A 3/01/32 | 03/13/2002 | 11/26/2012 | 6.00 | 6.00 | |
| 176.81 FANNIE MAE | 09/20/2007 | 11/26/2012 | 177.00 | 179.00 | -2.00 |
| 374.69 FEDERAL NATL MTG AS PASS | 10/02/2007 | 11/26/2012 | 375.00 | 374.00 | 1.00 |
| 554.02 FNMA REMIC 02-62-ZE 11/25/17 | VAR | 11/26/2012 | 554.00 | 519.00 | -35.00 |
| 341. FEDERAL NATL MTG ASSN PASS | 06/19/2006 | 11/26/2012 | 341.00 | 323.00 | 18.00 |
| 387.27 FNMA REMIC TRUST | 10/16/2007 | 11/26/2012 | 387.00 | 371.00 | 16.00 |
| 326.11 FEDERAL NATL MTG AS PASS | 06/15/2007 | 11/26/2012 | 326.00 | 302.00 | 24.00 |
| 550.97 FEDERAL NATL MTG AS PASS | 09/25/2008 | 11/26/2012 | 551.00 | 481.00 | 70.00 |
| 1310.37 FANNIE MAE | VAR | 11/26/2012 | 1,310.00 | 1,227.00 | 83.00 |
| 250.36 FEDERAL NATIONAL MO | 03/13/2007 | 11/26/2012 | 250.00 | 240.00 | 10.00 |
| 1360.94 FEDERAL NATL MTG A REMIC PASS | 12/07/2007 | 11/26/2012 | 1,361.00 | 1,289.00 | 72.00 |
| 525.83 FEDERAL NATL MTG AS PASS | 09/12/2003 | 11/26/2012 | 526.00 | 532.00 | -6.00 |
| 82.5 FEDERAL NATL MTG ASSN PASS | 03/09/2004 | 11/26/2012 | 83.00 | 84.00 | -1.00 |
| 450.81 FEDERAL NATL MTG AS PASS | 12/18/2003 | 11/26/2012 | 451.00 | 449.00 | 2.00 |

6b Total. Combine the amounts in column (f). Enter here and on Schedule D, line 6b

Name of estate or trust as shown on Form 1041 Do not enter name and employer identification number if shown on the other side **Employer identification number**
LUCY & EMILY BEASLEY CHARITABLE TRUST 34-1350747

Part II Long-Term Capital Gains and Losses - Assets Held More Than One Year

| (a) Description of property (Example 100 sh 7% preferred of "Z" Co) | (b) Date acquired (mo, day, yr) | (c) Date sold (mo, day, yr) | (d) Sales price | (e) Cost or other basis (see instructions) | (f) Gain or (loss) Subtract (e) from (d) |
|---|---------------------------------|-----------------------------|-----------------|--|--|
| 6a 178.5 FEDERAL NATL MTG ASS PASS | 09/10/2004 | 11/26/2012 | 179.00 | 182.00 | -3.00 |
| 864.42 FEDERAL NATL MTG AS PASS | 06/14/2004 | 11/26/2012 | 864.00 | 855.00 | 9.00 |
| 98.46 FEDERAL NATL MTG ASS PASS | 11/28/2005 | 11/26/2012 | 98.00 | 98.00 | |
| 517.39 FEDERAL NATL MTG AS PASS | 08/17/2006 | 11/26/2012 | 517.00 | 515.00 | 2.00 |
| 73.8 FEDERAL NATL MTG ASSN PASS | 12/16/2005 | 11/26/2012 | 74.00 | 73.00 | 1.00 |
| 402.31 FEDERAL NATL MTG AS PASS | VAR | 11/26/2012 | 402.00 | 414.00 | -12.00 |
| 58. DU PONT E I DE NEMOURS | VAR | 12/03/2012 | 2,484.00 | 2,492.00 | -8.00 |
| 49. DU PONT E I DE NEMOURS | 09/21/2010 | 12/03/2012 | 2,093.00 | 2,192.00 | -99.00 |
| 79. DU PONT E I DE NEMOURS | VAR | 12/03/2012 | 3,362.00 | 3,763.00 | -401.00 |
| 5. DU PONT E I DE NEMOURS | 08/05/2011 | 12/04/2012 | 212.00 | 239.00 | -27.00 |
| 45. DU PONT E I DE NEMOURS | VAR | 12/04/2012 | 1,914.00 | 2,017.00 | -103.00 |
| . BANK OF AMERICA CORPORAT | | 12/05/2012 | 15.00 | | 15.00 |
| 123. FREEPORT-MCMORAN COPP B | VAR | 12/05/2012 | 4,034.00 | 5,118.00 | -1,084.00 |
| . ASML HOLDING N.V. | | 12/10/2012 | 40.00 | | 40.00 |
| 20000. AMERICAN EXPRESS | VAR | 12/12/2012 | 20,503.00 | 20,067.00 | 436.00 |
| 30000. U S A NOTES | VAR | 12/12/2012 | 32,014.00 | 29,665.00 | 2,349.00 |
| 38. AT&T INC | 03/27/2008 | 12/14/2012 | 1,295.00 | 1,439.00 | -144.00 |
| 113. AT&T INC | 03/27/2008 | 12/14/2012 | 3,853.00 | 4,280.00 | -427.00 |
| 2. INTERCONTINENTAL EXCHAN | 08/10/2011 | 12/14/2012 | 258.00 | 223.00 | 35.00 |
| 11. INTERCONTINENTAL EXCHA | 08/10/2011 | 12/14/2012 | 1,409.00 | 1,227.00 | 182.00 |
| 27.96 FED HOME LN MTG CORP | 03/23/2001 | 12/17/2012 | 28.00 | 29.00 | -1.00 |
| 99.32 FED HOME LN MTG CORP | 06/09/2003 | 12/17/2012 | 99.00 | 103.00 | -4.00 |
| 280.29 FED HOME LN MTG COR | 10/29/2003 | 12/17/2012 | 280.00 | 288.00 | -8.00 |
| 105.88 FED HOME LN MTG COR | 06/08/2005 | 12/17/2012 | 106.00 | 106.00 | |
| 105.85 FEDERAL HOME LN MTG MULTICLASS | 12/24/2007 | 12/17/2012 | 106.00 | 109.00 | -3.00 |

6b Total. Combine the amounts in column (f). Enter here and on Schedule D, line 6b

Name of estate or trust as shown on Form 1041. Do not enter name and employer identification number if shown on the other side
LUCY & EMILY BEASLEY CHARITABLE TRUST

Employer identification number
34-1350747

Part II Long-Term Capital Gains and Losses - Assets Held More Than One Year

| (a) Description of property (Example 100 sh 7% preferred of "Z" Co) | (b) Date acquired (mo, day, yr) | (c) Date sold (mo, day, yr) | (d) Sales price | (e) Cost or other basis (see instructions) | (f) Gain or (loss) Subtract (e) from (d) |
|---|---------------------------------|-----------------------------|-----------------|--|--|
| 6a 190.85 FANNIE MAE | 12/19/2007 | 12/17/2012 | 191.00 | 195.00 | -4.00 |
| 638.34 FEDERAL HOME LN MTG MULTICLASS | 09/21/2007 | 12/17/2012 | 638.00 | 634.00 | 4.00 |
| 590.94 FEDERAL HOME LN MTG MULTICLASS | 10/22/2007 | 12/17/2012 | 591.00 | 580.00 | 11.00 |
| 684.18 FEDERAL HOME LN MTG MULTICLASS | 09/27/2007 | 12/17/2012 | 684.00 | 677.00 | 7.00 |
| 128.45 FEDERAL HOME LN MTG MULTICLASS | 03/30/2007 | 12/17/2012 | 128.00 | 125.00 | 3.00 |
| 660.41 FEDERAL HOME LN MTG MULTICLASS | 01/24/2008 | 12/17/2012 | 660.00 | 652.00 | 8.00 |
| 1381.98 FEDERAL HOME LN MT MULTICLASS | 09/09/2005 | 12/17/2012 | 1,382.00 | 1,387.00 | -5.00 |
| 283.37 FEDERAL HOME LN MTG MULTICLASS | 06/15/2007 | 12/17/2012 | 283.00 | 279.00 | 4.00 |
| 283.36 FEDERAL HOME LN MTG MULTICLASS | 09/06/2007 | 12/17/2012 | 283.00 | 283.00 | |
| 561.38 FREDDIE MAC | 09/13/2011 | 12/17/2012 | 561.00 | 612.00 | -51.00 |
| 4.85 GNMA POOL NO 462816 | 06/25/2001 | 12/17/2012 | 5.00 | 5.00 | |
| 278.4 GNMA GTD PASS THRU C | 03/04/1999 | 12/17/2012 | 278.00 | 276.00 | 2.00 |
| 56.13 GNMA GTD PASS THRU C | 02/02/1999 | 12/17/2012 | 56.00 | 56.00 | |
| 512.3 TIAA REAL ESTATE CDO | 09/14/2011 | 12/17/2012 | 512.00 | 556.00 | -44.00 |
| 150.57 FANNIE MAE | 12/13/2010 | 12/18/2012 | 151.00 | 166.00 | -15.00 |
| . CASH RECEIPT SECURITIES | | 12/19/2012 | 304.00 | | 304.00 |
| 122. AT&T INC | VAR | 12/20/2012 | 4,141.00 | 4,282.00 | -141.00 |
| 391.53 GNMA II 2009-55 CL | 12/13/2010 | 12/20/2012 | 392.00 | 406.00 | -14.00 |
| 125. AT&T INC | VAR | 12/21/2012 | 4,223.00 | 3,868.00 | 355.00 |
| 582.66 FNMA | 04/28/2011 | 12/26/2012 | 583.00 | 658.00 | -75.00 |
| 97.56 FEDERAL NATL MTG ASS PASS | 09/26/2007 | 12/26/2012 | 98.00 | 102.00 | -4.00 |
| 24.6 FED NATL MTG ASSN GTD | 05/26/1998 | 12/26/2012 | 25.00 | 24.00 | 1.00 |
| 1134.13 FEDERAL NATL MTG A PASS | 04/28/2011 | 12/26/2012 | 1,134.00 | 1,200.00 | -66.00 |
| 822.89 FNMA | 03/08/2011 | 12/26/2012 | 823.00 | 899.00 | -76.00 |
| 215.18 FEDERAL NATL MTG AS PASS | 03/03/1999 | 12/26/2012 | 215.00 | 211.00 | 4.00 |

6b Total. Combine the amounts in column (f). Enter here and on Schedule D, line 6b

Name of estate or trust as shown on Form 1041 Do not enter name and employer identification number if shown on the other side

Employer identification number

LUCY & EMILY BEASLEY CHARITABLE TRUST

34-1350747

Part II Long-Term Capital Gains and Losses - Assets Held More Than One Year

| (a) Description of property (Example 100 sh 7% preferred of "Z" Co) | (b) Date acquired (mo., day, yr.) | (c) Date sold (mo., day, yr.) | (d) Sales price | (e) Cost or other basis (see instructions) | (f) Gain or (loss) Subtract (e) from (d) |
|---|-----------------------------------|-------------------------------|-----------------|--|--|
| 6a 6.03 FNMA POOL #630225A 3/01/32 | 03/13/2002 | 12/26/2012 | 6.00 | 6.00 | |
| 150.67 FANNIE MAE | 09/20/2007 | 12/26/2012 | 151.00 | 153.00 | -2.00 |
| 242.76 FEDERAL NATL MTG AS PASS | 10/02/2007 | 12/26/2012 | 243.00 | 242.00 | 1.00 |
| 635.54 FNMA REMIC 02-62-ZE 11/25/17 | VAR | 12/26/2012 | 636.00 | 595.00 | 41.00 |
| 378.83 FEDERAL NATL MTG AS PASS | 06/19/2006 | 12/26/2012 | 379.00 | 359.00 | 20.00 |
| 423.9 FNMA REMIC TRUST | 10/16/2007 | 12/26/2012 | 424.00 | 406.00 | 18.00 |
| 312.57 FEDERAL NATL MTG AS PASS | 06/15/2007 | 12/26/2012 | 313.00 | 290.00 | 23.00 |
| 383.31 FEDERAL NATL MTG AS PASS | 09/25/2008 | 12/26/2012 | 383.00 | 334.00 | 49.00 |
| 787.27 FANNIE MAE | VAR | 12/26/2012 | 787.00 | 737.00 | 50.00 |
| 212.59 FEDERAL NATIONAL MO | 03/13/2007 | 12/26/2012 | 213.00 | 203.00 | 10.00 |
| 1371.78 FEDERAL NATL MTG A REMIC PASS | 12/07/2007 | 12/26/2012 | 1,372.00 | 1,300.00 | 72.00 |
| 594.8 FEDERAL NATL MTG ASS PASS | 09/12/2003 | 12/26/2012 | 595.00 | 601.00 | -6.00 |
| 85.24 FEDERAL NATL MTG ASS PASS | 03/09/2004 | 12/26/2012 | 85.00 | 87.00 | -2.00 |
| 513.68 FEDERAL NATL MTG AS PASS | 12/18/2003 | 12/26/2012 | 514.00 | 512.00 | 2.00 |
| 74.04 FEDERAL NATL MTG ASS PASS | 09/10/2004 | 12/26/2012 | 74.00 | 76.00 | -2.00 |
| 543.58 FEDERAL NATL MTG AS PASS | 06/14/2004 | 12/26/2012 | 544.00 | 538.00 | 6.00 |
| 104.27 FEDERAL NATL MTG AS PASS | 11/28/2005 | 12/26/2012 | 104.00 | 103.00 | 1.00 |
| 97.31 FEDERAL NATL MTG ASS PASS | 08/17/2006 | 12/26/2012 | 97.00 | 97.00 | |
| 722.38 FEDERAL NATL MTG AS PASS | 12/16/2005 | 12/26/2012 | 722.00 | 718.00 | 4.00 |
| 327.86 FEDERAL NATL MTG AS PASS | VAR | 12/26/2012 | 328.00 | 338.00 | -10.00 |
| 81. LENNAR CORP | VAR | 01/10/2013 | 3,319.00 | 1,132.00 | 2,187.00 |
| 21. LENNAR CORP | 10/20/2011 | 01/10/2013 | 860.00 | 338.00 | 522.00 |
| 33.1 FED HOME LN MTG CORP | 03/23/2001 | 01/15/2013 | 33.00 | 34.00 | -1.00 |
| 67.22 FED HOME LN MTG CORP | 06/09/2003 | 01/15/2013 | 67.00 | 70.00 | -3.00 |
| 291.24 FED HOME LN MTG COR | 10/29/2003 | 01/15/2013 | 291.00 | 300.00 | -9.00 |

6b Total. Combine the amounts in column (f). Enter here and on Schedule D, line 6b

Schedule D-1 (Form 1041) 2012

Name of estate or trust as shown on Form 1041 Do not enter name and employer identification number if shown on the other side

Employer identification number

LUCY & EMILY BEASLEY CHARITABLE TRUST

34-1350747

Part II Long-Term Capital Gains and Losses - Assets Held More Than One Year

| (a) Description of property (Example. 100 sh 7% preferred of "Z" Co) | (b) Date acquired (mo., day, yr.) | (c) Date sold (mo., day, yr.) | (d) Sales price | (e) Cost or other basis (see instructions) | (f) Gain or (loss) Subtract (e) from (d) |
|--|-----------------------------------|-------------------------------|-----------------|--|--|
| 6a 107.97 FED HOME LN MTG COR | 06/08/2005 | 01/15/2013 | 108.00 | 108.00 | |
| 106.44 FEDERAL HOME LN MTG MULTICLASS | 12/24/2007 | 01/15/2013 | 106.00 | 110.00 | -4.00 |
| 622.18 FEDERAL HOME LN MTG MULTICLASS | 09/21/2007 | 01/15/2013 | 622.00 | 618.00 | 4.00 |
| 1119.58 FREDDIE MAC | 09/08/2010 | 01/15/2013 | 1,120.00 | 1,163.00 | -43.00 |
| 913.01 FEDERAL HOME LN MTG MULTICLASS | 10/22/2007 | 01/15/2013 | 913.00 | 897.00 | 16.00 |
| 678.12 FEDERAL HOME LN MTG MULTICLASS | 09/27/2007 | 01/15/2013 | 678.00 | 671.00 | 7.00 |
| 128.93 FEDERAL HOME LN MTG MULTICLASS | 03/30/2007 | 01/15/2013 | 129.00 | 125.00 | 4.00 |
| 750.77 FEDERAL HOME LN MTG MULTICLASS | 01/24/2008 | 01/15/2013 | 751.00 | 741.00 | 10.00 |
| 1295.35 FEDERAL HOME LN MT MULTICLASS | 09/09/2005 | 01/15/2013 | 1,295.00 | 1,300.00 | -5.00 |
| 276.62 FEDERAL HOME LN MTG MULTICLASS | 06/15/2007 | 01/15/2013 | 277.00 | 273.00 | 4.00 |
| 309.75 FEDERAL HOME LN MTG MULTICLASS | 09/06/2007 | 01/15/2013 | 310.00 | 309.00 | 1.00 |
| 572.5 FREDDIE MAC | 09/13/2011 | 01/15/2013 | 573.00 | 624.00 | -51.00 |
| 5.35 GNMA POOL NO 462816 | 06/25/2001 | 01/15/2013 | 5.00 | 5.00 | |
| 344.88 GNMA GTD PASS THRU | 03/04/1999 | 01/15/2013 | 345.00 | 341.00 | 4.00 |
| 56.43 GNMA GTD PASS THRU C | 02/02/1999 | 01/15/2013 | 56.00 | 57.00 | -1.00 |
| 41. PROCTER & GAMBLE CO | 03/27/2008 | 01/15/2013 | 2,861.00 | 2,854.00 | 7.00 |
| . DELL INC | | 01/16/2013 | 6.00 | | 6.00 |
| 2. GOLDMAN SACHS GROUP INC | 12/22/2008 | 01/16/2013 | 281.00 | 154.00 | 127.00 |
| 10. GOLDMAN SACHS GROUP IN | 12/22/2008 | 01/16/2013 | 1,397.00 | 769.00 | 628.00 |
| 11. GOLDMAN SACHS GROUP IN | 12/22/2008 | 01/16/2013 | 1,551.00 | 846.00 | 705.00 |
| 10. GOLDMAN SACHS GROUP IN | 01/25/2011 | 01/16/2013 | 1,409.00 | 1,626.00 | -217.00 |
| 3. GOLDMAN SACHS GROUP INC | 01/25/2011 | 01/16/2013 | 419.00 | 488.00 | -69.00 |
| 6. GOLDMAN SACHS GROUP INC | 01/25/2011 | 01/16/2013 | 836.00 | 975.00 | -139.00 |
| 9. ORACLE CORP | 10/13/2009 | 01/16/2013 | 312.00 | 189.00 | 123.00 |
| 11. ORACLE CORP | 10/13/2009 | 01/16/2013 | 383.00 | 231.00 | 152.00 |

6b Total. Combine the amounts in column (f). Enter here and on Schedule D, line 6b

Schedule D-1 (Form 1041) 2012

Name of estate or trust as shown on Form 1041 Do not enter name and employer identification number if shown on the other side

Employer identification number

LUCY & EMILY BEASLEY CHARITABLE TRUST

34-1350747

Part II Long-Term Capital Gains and Losses - Assets Held More Than One Year

| (a) Description of property (Example: 100 sh 7% preferred of "Z" Co.) | (b) Date acquired (mo, day, yr) | (c) Date sold (mo, day, yr) | (d) Sales price | (e) Cost or other basis (see instructions) | (f) Gain or (loss) Subtract (e) from (d) |
|---|---------------------------------|-----------------------------|-----------------|--|--|
| 6a 22. ORACLE CORP | 10/13/2009 | 01/16/2013 | 766.00 | 461.00 | 305.00 |
| 4. ORACLE CORP | 10/13/2009 | 01/16/2013 | 139.00 | 84.00 | 55.00 |
| 5. ORACLE CORP | 10/13/2009 | 01/16/2013 | 174.00 | 105.00 | 69.00 |
| 150.69 FANNIE MAE | 12/19/2007 | 01/17/2013 | 151.00 | 154.00 | -3.00 |
| 14. ORACLE CORP | 10/13/2009 | 01/17/2013 | 486.00 | 294.00 | 192.00 |
| 83. ORACLE CORP | 10/13/2009 | 01/17/2013 | 2,882.00 | 1,740.00 | 1,142.00 |
| 770.85 TIAA REAL ESTATE CD | 09/14/2011 | 01/17/2013 | 771.00 | 836.00 | -65.00 |
| 18. EOG RESOURCES INC | 10/20/2010 | 01/18/2013 | 2,271.00 | 1,809.00 | 462.00 |
| 4. EOG RESOURCES INC | 10/20/2010 | 01/18/2013 | 502.00 | 402.00 | 100.00 |
| 625.06 FANNIE MAE | 12/13/2010 | 01/18/2013 | 625.00 | 691.00 | -66.00 |
| 95. JOHNSON CTLS INC | VAR | 01/18/2013 | 2,920.00 | 1,238.00 | 1,682.00 |
| 16. JOHNSON CTLS INC | VAR | 01/18/2013 | 492.00 | 269.00 | 223.00 |
| 388.41 GNMA II 2009-55 CL | 12/13/2010 | 01/22/2013 | 388.00 | 403.00 | -15.00 |
| 327.63 FNMA | 04/28/2011 | 01/25/2013 | 328.00 | 370.00 | -42.00 |
| 198.68 FEDERAL NATL MTG AS PASS | 09/26/2007 | 01/25/2013 | 199.00 | 207.00 | -8.00 |
| 22.43 FED NATL MTG ASSN GT | 05/26/1998 | 01/25/2013 | 22.00 | 22.00 | |
| 810.01 FEDERAL NATL MTG AS PASS | 04/28/2011 | 01/25/2013 | 810.00 | 857.00 | -47.00 |
| 1025.92 FNMA | 03/08/2011 | 01/25/2013 | 1,026.00 | 1,121.00 | -95.00 |
| 216.18 FEDERAL NATL MTG AS PASS | 03/03/1999 | 01/25/2013 | 216.00 | 212.00 | 4.00 |
| 6.07 FNMA POOL #630225A 3/01/32 | 03/13/2002 | 01/25/2013 | 6.00 | 6.00 | |
| 147.51 FANNIE MAE | 09/20/2007 | 01/25/2013 | 148.00 | 149.00 | -1.00 |
| 106.91 FEDERAL NATL MTG AS PASS | 10/02/2007 | 01/25/2013 | 107.00 | 107.00 | |
| 554.31 FNMA REMIC 02-62-ZE 11/25/17 | VAR | 01/25/2013 | 554.00 | 519.00 | 35.00 |
| 380.75 FEDERAL NATL MTG AS PASS | 06/19/2006 | 01/25/2013 | 381.00 | 361.00 | 20.00 |
| 426.86 FNMA REMIC TRUST | 10/16/2007 | 01/25/2013 | 427.00 | 409.00 | 18.00 |

6b Total. Combine the amounts in column (f). Enter here and on Schedule D, line 6b

Schedule D-1 (Form 1041) 2012

Name of estate or trust as shown on Form 1041 Do not enter name and employer identification number if shown on the other side

Employer identification number

LUCY & EMILY BEASLEY CHARITABLE TRUST

34-1350747

Part II Long-Term Capital Gains and Losses - Assets Held More Than One Year

| (a) Description of property (Example 100 sh 7% preferred of "Z" Co) | (b) Date acquired (mo., day, yr.) | (c) Date sold (mo., day, yr.) | (d) Sales price | (e) Cost or other basis (see instructions) | (f) Gain or (loss) Subtract (e) from (d) |
|---|-----------------------------------|-------------------------------|-----------------|--|--|
| 6a 310.01 FEDERAL NATL MTG AS PASS | 06/15/2007 | 01/25/2013 | 310.00 | 288.00 | 22.00 |
| 364.86 FEDERAL NATL MTG AS PASS | 09/25/2008 | 01/25/2013 | 365.00 | 318.00 | 47.00 |
| 657.71 FANNIE MAE | VAR | 01/25/2013 | 658.00 | 616.00 | 42.00 |
| 223.14 FEDERAL NATIONAL MO | 03/13/2007 | 01/25/2013 | 223.00 | 214.00 | 9.00 |
| 1546.85 FEDERAL NATL MTG A REMIC PASS | 12/07/2007 | 01/25/2013 | 1,547.00 | 1,466.00 | 81.00 |
| 1097.48 FEDERAL NATL MTG A PASS | 09/12/2003 | 01/25/2013 | 1,097.00 | 1,109.00 | -12.00 |
| 89.12 FEDERAL NATL MTG ASS PASS | 03/09/2004 | 01/25/2013 | 89.00 | 91.00 | -2.00 |
| 566.5 FEDERAL NATL MTG ASS PASS | 12/18/2003 | 01/25/2013 | 567.00 | 564.00 | 3.00 |
| 209.24 FEDERAL NATL MTG AS PASS | 09/10/2004 | 01/25/2013 | 209.00 | 213.00 | -4.00 |
| 259.33 FEDERAL NATL MTG AS PASS | 06/14/2004 | 01/25/2013 | 259.00 | 257.00 | 2.00 |
| 359.85 FEDERAL NATL MTG AS PASS | 11/28/2005 | 01/25/2013 | 360.00 | 357.00 | 3.00 |
| 98. FEDERAL NATL MTG ASSN | 08/17/2006 | 01/25/2013 | 98.00 | 98.00 | |
| 68.02 FEDERAL NATL MTG ASS PASS | 12/16/2005 | 01/25/2013 | 68.00 | 68.00 | |
| 276.8 FEDERAL NATL MTG ASS PASS | VAR | 01/25/2013 | 277.00 | 285.00 | -8.00 |
| 15. AMAZON COM INC | VAR | 01/31/2013 | 4,084.00 | 2,023.00 | 2,061.00 |
| 30. ANADARKO PETE CORP | 09/22/2011 | 01/31/2013 | 2,391.00 | 2,087.00 | 304.00 |
| 18. APPLE COMPUTER INC | VAR | 01/31/2013 | 8,239.00 | 2,437.00 | 5,802.00 |
| 6. AUTOZONE INC | 08/18/2011 | 01/31/2013 | 2,200.00 | 1,718.00 | 482.00 |
| 275. BANK OF AMERICA CORPO | VAR | 01/31/2013 | 3,087.00 | 1,621.00 | 1,466.00 |
| 15. BIOGEN IDEC INC | 06/17/2010 | 01/31/2013 | 2,340.00 | 732.00 | 1,608.00 |
| 85. CARDINAL HEALTH INC | VAR | 01/31/2013 | 3,726.00 | 2,552.00 | 1,174.00 |
| 35. CELGENE CORP. | VAR | 01/31/2013 | 3,456.00 | 1,538.00 | 1,918.00 |
| 230. CISCO SYS INC | VAR | 01/31/2013 | 4,784.00 | 4,622.00 | 162.00 |
| 115. CITIGROUP INC NEW | VAR | 01/31/2013 | 4,828.00 | 4,921.00 | -93.00 |
| 20. CITRIX SYS INC | 09/28/2011 | 01/31/2013 | 1,478.00 | 1,160.00 | 318.00 |

6b Total. Combine the amounts in column (f). Enter here and on Schedule D, line 6b

Schedule D-1 (Form 1041) 2012

Name of estate or trust as shown on Form 1041 Do not enter name and employer identification number if shown on the other side

Employer identification number

LUCY & EMILY BEASLEY CHARITABLE TRUST

34-1350747

Part II Long-Term Capital Gains and Losses - Assets Held More Than One Year

| (a) Description of property (Example 100 sh 7% preferred of "Z" Co) | (b) Date acquired (mo., day, yr.) | (c) Date sold (mo., day, yr.) | (d) Sales price | (e) Cost or other basis (see instructions) | (f) Gain or (loss) Subtract (e) from (d) |
|--|---|----------------------------------|-----------------|---|---|
| 6a 35. COGNIZANT TECHNOLOGY S A | 06/17/2010 | 01/31/2013 | 2,732.00 | 1,876.00 | 856.00 |
| 110. COMCAST CORP NEW CL A | 12/07/2009 | 01/31/2013 | 4,240.00 | 1,868.00 | 2,372.00 |
| 15. EOG RESOURCES INC | 10/20/2010 | 01/31/2013 | 1,877.00 | 1,507.00 | 370.00 |
| 65. EMERSON ELEC CO | VAR | 01/31/2013 | 3,713.00 | 3,498.00 | 215.00 |
| 40. EXXON MOBIL CORP | 11/03/2010 | 01/31/2013 | 3,628.00 | 2,721.00 | 907.00 |
| 94. FREEPORT-MCMORAN COPPE B | 01/26/2012 | 01/31/2013 | 3,298.00 | 4,452.00 | -1,154.00 |
| 75. GENERAL MLS INC | 03/23/2009 | 01/31/2013 | 3,158.00 | 1,852.00 | 1,306.00 |
| 150. GENERAL MOTORS CO | VAR | 01/31/2013 | 4,195.00 | 5,164.00 | -969.00 |
| 15. GOLDMAN SACHS GROUP IN | VAR | 01/31/2013 | 2,199.00 | 1,841.00 | 358.00 |
| 30. HOME DEPOT INC | 09/29/2011 | 01/31/2013 | 2,020.00 | 1,013.00 | 1,007.00 |
| 60. HONEYWELL INTL INC | 03/22/2010 | 01/31/2013 | 4,109.00 | 2,615.00 | 1,494.00 |
| 105. JOHNSON CTLS INC | VAR | 01/31/2013 | 3,243.00 | 3,451.00 | -208.00 |
| 30. LENNAR CORP | 10/20/2011 | 01/31/2013 | 1,232.00 | 482.00 | 750.00 |
| 100. LOWES COS INC | VAR | 01/31/2013 | 3,829.00 | 2,307.00 | 1,522.00 |
| 5. MASTERCARD INC - CLASS | 05/05/2009 | 01/31/2013 | 2,573.00 | 914.00 | 1,659.00 |
| 7980.85 MATTHEWS PACIFIC T FUND | 01/06/2012 | 01/31/2013 | 199,122.00 | 163,129.00 | 35,993.00 |
| 115. MERCK & CO INC | VAR | 01/31/2013 | 5,005.00 | 3,989.00 | 1,016.00 |
| 65. METLIFE INC | 06/10/2010 | 01/31/2013 | 2,413.00 | 2,598.00 | -185.00 |
| 300. MICROSOFT CORP | VAR | 01/31/2013 | 8,300.00 | 8,524.00 | -224.00 |
| 95. MONDELEZ INTERNATIONAL | VAR | 01/31/2013 | 2,633.00 | 2,131.00 | 502.00 |
| 55. OCCIDENTAL PETE CORP | VAR | 01/31/2013 | 4,814.00 | 4,279.00 | 535.00 |
| 100. ORACLE CORP | 10/13/2009 | 01/31/2013 | 3,559.00 | 2,097.00 | 1,462.00 |
| 60. PACCAR INC | VAR | 01/31/2013 | 2,879.00 | 1,592.00 | 1,287.00 |
| 230. PFIZER INC | VAR | 01/31/2013 | 6,332.00 | 3,720.00 | 2,612.00 |
| 15. PIONEER NAT RES CO | VAR | 01/31/2013 | 1,750.00 | 1,249.00 | 501.00 |

6b Total. Combine the amounts in column (f). Enter here and on Schedule D, line 6b

Schedule D-1 (Form 1041) 2012

Name of estate or trust as shown on Form 1041 Do not enter name and employer identification number if shown on the other side

Employer identification number

LUCY & EMILY BEASLEY CHARITABLE TRUST

34-1350747

Part II Long-Term Capital Gains and Losses - Assets Held More Than One Year

| (a) Description of property (Example: 100 sh 7% preferred of "Z" Co) | (b) Date acquired (mo., day, yr) | (c) Date sold (mo., day, yr) | (d) Sales price | (e) Cost or other basis (see instructions) | (f) Gain or (loss) Subtract (e) from (d) |
|--|----------------------------------|------------------------------|-----------------|--|--|
| 6a 50. PROCTER & GAMBLE CO | 03/27/2008 | 01/31/2013 | 3,753.00 | 3,481.00 | 272.00 |
| 40. PRUDENTIAL FINL INC | VAR | 01/31/2013 | 2,322.00 | 1,778.00 | 544.00 |
| 65. QUALCOMM INC | VAR | 01/31/2013 | 4,343.00 | 2,631.00 | 1,712.00 |
| 70. SCHLUMBERGER LTD | 05/12/2011 | 01/31/2013 | 5,494.00 | 5,828.00 | -334.00 |
| 100. TIME WARNER INC | VAR | 01/31/2013 | 5,037.00 | 1,924.00 | 3,113.00 |
| 70. UNITED TECHNOLOGIES CO | VAR | 01/31/2013 | 6,212.00 | 5,313.00 | 899.00 |
| 75. UNITEDHEALTH GROUP INC | 12/02/2010 | 01/31/2013 | 4,190.00 | 2,841.00 | 1,349.00 |
| 70. VERIZON COMMUNICATIONS | 03/22/2007 | 01/31/2013 | 3,066.00 | 2,485.00 | 581.00 |
| 200. WELLS FARGO & CO NEW | VAR | 01/31/2013 | 6,986.00 | 3,115.00 | 3,871.00 |
| 75. WILLIAMS COS INC | 07/15/2011 | 01/31/2013 | 2,623.00 | 1,840.00 | 783.00 |
| 55. YUM BRANDS INC | VAR | 01/31/2013 | 3,568.00 | 1,910.00 | 1,658.00 |
| 35. COVIDIEN PLC NEW | 07/01/2009 | 01/31/2013 | 2,194.00 | 1,292.00 | 902.00 |
| 85. INVESCO LTD SHS | 07/22/2010 | 01/31/2013 | 2,295.00 | 1,643.00 | 652.00 |
| 45. ACE LTD NEW | VAR | 01/31/2013 | 3,837.00 | 2,107.00 | 1,730.00 |
| 80. TYCO INTERNATIONAL LTD | 06/02/2010 | 01/31/2013 | 2,414.00 | 1,439.00 | 975.00 |
| 19. MERCK & CO INC | 04/18/2011 | 02/05/2013 | 780.00 | 645.00 | 135.00 |
| 27. MERCK & CO INC | 04/18/2011 | 02/05/2013 | 1,115.00 | 916.00 | 199.00 |
| 16. MERCK & CO INC | 04/18/2011 | 02/05/2013 | 662.00 | 543.00 | 119.00 |
| 8. PFIZER INC | 09/14/2009 | 02/05/2013 | 220.00 | 131.00 | 89.00 |
| 56. PFIZER INC | 09/14/2009 | 02/05/2013 | 1,537.00 | 916.00 | 621.00 |
| 10. PFIZER INC | 09/14/2009 | 02/05/2013 | 274.00 | 164.00 | 110.00 |
| 17. MERCK & CO INC | 04/18/2011 | 02/06/2013 | 698.00 | 577.00 | 121.00 |
| 16. MERCK & CO INC | 04/18/2011 | 02/06/2013 | 655.00 | 543.00 | 112.00 |
| 49. PFIZER INC | 09/14/2009 | 02/06/2013 | 1,340.00 | 802.00 | 538.00 |
| 8. PFIZER INC | 09/14/2009 | 02/06/2013 | 218.00 | 131.00 | 87.00 |

6b Total. Combine the amounts in column (f). Enter here and on Schedule D, line 6b

Schedule D-1 (Form 1041) 2012

Name of estate or trust as shown on Form 1041 Do not enter name and employer identification number if shown on the other side.

Employer identification number

LUCY & EMILY BEASLEY CHARITABLE TRUST

34-1350747

Part II Long-Term Capital Gains and Losses - Assets Held More Than One Year

| (a) Description of property (Example 100 sh 7% preferred of "Z" Co) | (b) Date acquired (mo, day, yr) | (c) Date sold (mo, day, yr) | (d) Sales price | (e) Cost or other basis (see instructions) | (f) Gain or (loss) Subtract (e) from (d) |
|---|---------------------------------|-----------------------------|-----------------|--|--|
| 6a 5000. TRANS-CANADA PIPELIN | 08/06/2008 | 02/06/2013 | 5,060.00 | 4,977.00 | 83.00 |
| 30. JOHNSON CTLS INC | 07/28/2010 | 02/07/2013 | 919.00 | 871.00 | 48.00 |
| 16. MERCK & CO INC | 04/18/2011 | 02/07/2013 | 656.00 | 543.00 | 113.00 |
| 2. PFIZER INC | 09/14/2009 | 02/07/2013 | 54.00 | 33.00 | 21.00 |
| 13. PFIZER INC | 09/14/2009 | 02/07/2013 | 351.00 | 213.00 | 138.00 |
| 10. JOHNSON CTLS INC | 07/28/2010 | 02/08/2013 | 310.00 | 290.00 | 20.00 |
| 48. MERCK & CO INC | 04/18/2011 | 02/08/2013 | 1,970.00 | 1,628.00 | 342.00 |
| 6. PFIZER INC | 09/14/2009 | 02/08/2013 | 161.00 | 98.00 | 63.00 |
| 10. PFIZER INC | 09/14/2009 | 02/08/2013 | 268.00 | 164.00 | 104.00 |
| 14. PFIZER INC | 09/14/2009 | 02/08/2013 | 376.00 | 229.00 | 147.00 |
| 23. PFIZER INC | 09/14/2009 | 02/08/2013 | 618.00 | 376.00 | 242.00 |
| 1. PFIZER INC | 09/14/2009 | 02/08/2013 | 27.00 | 16.00 | 11.00 |
| 2. PFIZER INC | 09/14/2009 | 02/08/2013 | 54.00 | 33.00 | 21.00 |
| 15. PFIZER INC | 09/14/2009 | 02/11/2013 | 406.00 | 245.00 | 161.00 |
| 27. PFIZER INC | 09/14/2009 | 02/11/2013 | 731.00 | 442.00 | 289.00 |
| 3. PFIZER INC | 09/14/2009 | 02/11/2013 | 82.00 | 49.00 | 33.00 |
| 4. PFIZER INC | 09/14/2009 | 02/11/2013 | 109.00 | 65.00 | 44.00 |
| 2. PFIZER INC | 09/14/2009 | 02/11/2013 | 54.00 | 33.00 | 21.00 |
| 4. PFIZER INC | 09/14/2009 | 02/11/2013 | 109.00 | 65.00 | 44.00 |
| 1. PFIZER INC | 09/14/2009 | 02/11/2013 | 27.00 | 16.00 | 11.00 |
| 2. PFIZER INC | 09/14/2009 | 02/11/2013 | 54.00 | 33.00 | 21.00 |
| 11. PFIZER INC | 09/14/2009 | 02/12/2013 | 298.00 | 180.00 | 118.00 |
| 20. PFIZER INC | 09/14/2009 | 02/12/2013 | 541.00 | 327.00 | 214.00 |
| 1. PFIZER INC | 09/14/2009 | 02/12/2013 | 27.00 | 16.00 | 11.00 |
| 2. PFIZER INC | 09/14/2009 | 02/12/2013 | 54.00 | 33.00 | 21.00 |

6b Total. Combine the amounts in column (f). Enter here and on Schedule D, line 6b

Schedule D-1 (Form 1041) 2012

Name of estate or trust as shown on Form 1041. Do not enter name and employer identification number if shown on the other side

Employer identification number

LUCY & EMILY BEASLEY CHARITABLE TRUST

34-1350747

Part II Long-Term Capital Gains and Losses - Assets Held More Than One Year

| (a) Description of property (Example 100 sh. 7% preferred of "Z" Co) | (b) Date acquired (mo, day, yr) | (c) Date sold (mo, day, yr) | (d) Sales price | (e) Cost or other basis (see instructions) | (f) Gain or (loss) Subtract (e) from (d) |
|---|---------------------------------------|--------------------------------|-----------------|---|---|
| 6a 3. PFIZER INC | 09/14/2009 | 02/12/2013 | 81.00 | 49.00 | 32.00 |
| 5. PFIZER INC | 09/14/2009 | 02/12/2013 | 136.00 | 82.00 | 54.00 |
| 6. PFIZER INC | 09/14/2009 | 02/12/2013 | 162.00 | 98.00 | 64.00 |
| 11. PFIZER INC | 09/14/2009 | 02/12/2013 | 297.00 | 180.00 | 117.00 |
| 2. PFIZER INC | 09/14/2009 | 02/12/2013 | 54.00 | 33.00 | 21.00 |
| 3. PFIZER INC | 09/14/2009 | 02/12/2013 | 81.00 | 49.00 | 32.00 |
| . CENDANT CORP | | 02/13/2013 | 50.00 | | 50.00 |
| 11. GENERAL MLS INC | 03/23/2009 | 02/13/2013 | 472.00 | 272.00 | 200.00 |
| 114. GENERAL MLS INC | 03/23/2009 | 02/13/2013 | 4,893.00 | 2,816.00 | 2,077.00 |
| 5293.18 HIGHBRIDGE DYNAMIC | 05/03/2010 | 02/13/2013 | 74,846.00 | 81,303.00 | -6,457.00 |
| 6. PFIZER INC | 09/14/2009 | 02/13/2013 | 162.00 | 98.00 | 64.00 |
| 11. PFIZER INC | 09/14/2009 | 02/13/2013 | 297.00 | 180.00 | 117.00 |
| 17. PFIZER INC | 09/14/2009 | 02/13/2013 | 457.00 | 278.00 | 179.00 |
| 28. PFIZER INC | 09/14/2009 | 02/13/2013 | 753.00 | 458.00 | 295.00 |
| . AXIALL CORPORATION | | 02/15/2013 | 4.00 | | 4.00 |
| 27.61 FED HOME LN MTG CORP | 03/23/2001 | 02/15/2013 | 28.00 | 28.00 | |
| 59.34 FED HOME LN MTG CORP | 06/09/2003 | 02/15/2013 | 59.00 | 62.00 | -3.00 |
| 142.08 FED HOME LN MTG COR | 10/29/2003 | 02/15/2013 | 142.00 | 146.00 | -4.00 |
| 326.66 FED HOME LN MTG COR | 06/08/2005 | 02/15/2013 | 327.00 | 326.00 | 1.00 |
| 239.54 FEDERAL HOME LN MTG MULTICLASS | 12/24/2007 | 02/15/2013 | 240.00 | 247.00 | -7.00 |
| 376.97 FEDERAL HOME LN MTG MULTICLASS | 09/21/2007 | 02/15/2013 | 377.00 | 374.00 | 3.00 |
| 884.91 FREDDIE MAC | 09/08/2010 | 02/15/2013 | 885.00 | 919.00 | -34.00 |
| 811.32 FEDERAL HOME LN MTG MULTICLASS | 10/22/2007 | 02/15/2013 | 811.00 | 797.00 | 14.00 |
| 670.65 FEDERAL HOME LN MTG MULTICLASS | 09/27/2007 | 02/15/2013 | 671.00 | 664.00 | 7.00 |
| 129.42 FEDERAL HOME LN MTG MULTICLASS | 03/30/2007 | 02/15/2013 | 129.00 | 126.00 | 3.00 |

6b Total. Combine the amounts in column (f). Enter here and on Schedule D, line 6b

Schedule D-1 (Form 1041) 2012

Name of estate or trust as shown on Form 1041 Do not enter name and employer identification number if shown on the other side.

Employer identification number

LUCY & EMILY BEASLEY CHARITABLE TRUST

34-1350747

Part II Long-Term Capital Gains and Losses - Assets Held More Than One Year

| (a) Description of property (Example 100 sh 7% preferred of "Z" Co) | (b) Date acquired (mo, day, yr) | (c) Date sold (mo, day, yr) | (d) Sales price | (e) Cost or other basis (see instructions) | (f) Gain or (loss) Subtract (e) from (d) |
|---|---------------------------------|-----------------------------|-----------------|--|--|
| 6a 651.05 FEDERAL HOME LN MTG MULTICLASS | 01/24/2008 | 02/15/2013 | 651.00 | 642.00 | 9.00 |
| 1357.4 FEDERAL HOME LN MTG MULTICLASS | 09/09/2005 | 02/15/2013 | 1,357.00 | 1,362.00 | -5.00 |
| 270.03 FEDERAL HOME LN MTG MULTICLASS | 06/15/2007 | 02/15/2013 | 270.00 | 266.00 | 4.00 |
| 297.79 FEDERAL HOME LN MTG MULTICLASS | 09/06/2007 | 02/15/2013 | 298.00 | 297.00 | 1.00 |
| 548.72 FREDDIE MAC | 09/13/2011 | 02/15/2013 | 549.00 | 598.00 | -49.00 |
| 95.14 GNMA POOL NO 462816 | 06/25/2001 | 02/15/2013 | 95.00 | 97.00 | -2.00 |
| 92.89 GNMA GTD PASS THRU C | 03/04/1999 | 02/15/2013 | 93.00 | 92.00 | 1.00 |
| 56.74 GNMA GTD PASS THRU C | 02/02/1999 | 02/15/2013 | 57.00 | 57.00 | |
| 228.3 TIAA REAL ESTATE CDO | 09/14/2011 | 02/15/2013 | 228.00 | 248.00 | -20.00 |
| 211.83 FANNIE MAE | 12/19/2007 | 02/19/2013 | 212.00 | 216.00 | -4.00 |
| 184.87 FANNIE MAE | 12/13/2010 | 02/19/2013 | 185.00 | 204.00 | -19.00 |
| 484.99 GNMA II 2009-55 CL | 12/13/2010 | 02/20/2013 | 485.00 | 503.00 | -18.00 |
| 5000. DAIMLERCHRYSLER NA H | 06/09/2008 | 02/25/2013 | 5,211.00 | 5,219.00 | -8.00 |
| 416.91 FNMA | 04/28/2011 | 02/25/2013 | 417.00 | 471.00 | -54.00 |
| 221.99 FEDERAL NATL MTG AS PASS | 09/26/2007 | 02/25/2013 | 222.00 | 231.00 | -9.00 |
| 20.66 FED NATL MTG ASSN GT | 05/26/1998 | 02/25/2013 | 21.00 | 20.00 | 1.00 |
| 946.38 FEDERAL NATL MTG AS PASS | 04/28/2011 | 02/25/2013 | 946.00 | 1,001.00 | -55.00 |
| 1027.18 FNMA | 03/08/2011 | 02/25/2013 | 1,027.00 | 1,122.00 | -95.00 |
| 217.22 FEDERAL NATL MTG AS PASS | 03/03/1999 | 02/25/2013 | 217.00 | 213.00 | 4.00 |
| 6.08 FNMA POOL #630225A 3/01/32 | 03/13/2002 | 02/25/2013 | 6.00 | 6.00 | |
| 158.03 FANNIE MAE | 09/20/2007 | 02/25/2013 | 158.00 | 160.00 | -2.00 |
| 119.21 FEDERAL NATL MTG AS PASS | 10/02/2007 | 02/25/2013 | 119.00 | 119.00 | |
| 635.18 FNMA REMIC 02-62-ZE 11/25/17 | VAR | 02/25/2013 | 635.00 | 595.00 | 40.00 |
| 305.86 FEDERAL NATL MTG AS PASS | 06/19/2006 | 02/25/2013 | 306.00 | 290.00 | 16.00 |
| 331.92 FNMA REMIC TRUST | 10/16/2007 | 02/25/2013 | 332.00 | 318.00 | 14.00 |

6b Total. Combine the amounts in column (f). Enter here and on Schedule D, line 6b

Name of estate or trust as shown on Form 1041. Do not enter name and employer identification number if shown on the other side
LUCY & EMILY BEASLEY CHARITABLE TRUST

Employer identification number
34-1350747

Part II Long-Term Capital Gains and Losses - Assets Held More Than One Year

| (a) Description of property (Example 100 sh 7% preferred of "Z" Co) | (b) Date acquired (mo, day, yr) | (c) Date sold (mo, day, yr) | (d) Sales price | (e) Cost or other basis (see instructions) | (f) Gain or (loss) Subtract (e) from (d) |
|---|---------------------------------|-----------------------------|-----------------|--|--|
| 6a 317.45 FEDERAL NATL MTG AS PASS | 06/15/2007 | 02/25/2013 | 317.00 | 294.00 | 23.00 |
| 247.84 FEDERAL NATL MTG AS PASS | 09/25/2008 | 02/25/2013 | 248.00 | 216.00 | 32.00 |
| 1432.72 FANNIE MAE | VAR | 02/25/2013 | 1,433.00 | 1,341.00 | 92.00 |
| 241.85 FEDERAL NATIONAL MO | 03/13/2007 | 02/25/2013 | 242.00 | 231.00 | 11.00 |
| 1371.07 FEDERAL NATL MTG A REMIC PASS | 12/07/2007 | 02/25/2013 | 1,371.00 | 1,299.00 | 72.00 |
| 313.14 FEDERAL NATL MTG AS PASS | 09/12/2003 | 02/25/2013 | 313.00 | 317.00 | -4.00 |
| 82.24 FEDERAL NATL MTG ASS PASS | 03/09/2004 | 02/25/2013 | 82.00 | 84.00 | -2.00 |
| 342.91 FEDERAL NATL MTG AS PASS | 12/18/2003 | 02/25/2013 | 343.00 | 342.00 | 1.00 |
| 198.41 FEDERAL NATL MTG AS PASS | 09/10/2004 | 02/25/2013 | 198.00 | 202.00 | -4.00 |
| 310.08 FEDERAL NATL MTG AS PASS | 06/14/2004 | 02/25/2013 | 310.00 | 307.00 | 3.00 |
| 101.72 FEDERAL NATL MTG AS PASS | 11/28/2005 | 02/25/2013 | 102.00 | 101.00 | 1.00 |
| 551.65 FEDERAL NATL MTG AS PASS | 08/17/2006 | 02/25/2013 | 552.00 | 549.00 | 3.00 |
| 68.3 FEDERAL NATL MTG ASSN PASS | 12/16/2005 | 02/25/2013 | 68.00 | 68.00 | |
| 377.73 FEDERAL NATL MTG AS PASS | VAR | 02/25/2013 | 378.00 | 389.00 | -11.00 |
| 13. PIONEER NAT RES CO | 01/19/2012 | 02/26/2013 | 1,572.00 | 1,312.00 | 260.00 |
| 12. PIONEER NAT RES CO | 01/19/2012 | 02/26/2013 | 1,455.00 | 1,211.00 | 244.00 |
| 10. PRUDENTIAL FINL INC | 12/11/2009 | 03/04/2013 | 552.00 | 489.00 | 63.00 |
| 1. PRUDENTIAL FINL INC | 12/11/2009 | 03/04/2013 | 55.00 | 49.00 | 6.00 |
| 5. PRUDENTIAL FINL INC | 12/11/2009 | 03/04/2013 | 276.00 | 244.00 | 32.00 |
| 5. PRUDENTIAL FINL INC | 12/11/2009 | 03/04/2013 | 274.00 | 244.00 | 30.00 |
| 17. WELLS FARGO & CO NEW | 03/16/2009 | 03/04/2013 | 602.00 | 255.00 | 347.00 |
| 7. WELLS FARGO & CO NEW | 03/16/2009 | 03/04/2013 | 248.00 | 105.00 | 143.00 |
| 12. WELLS FARGO & CO NEW | 03/16/2009 | 03/04/2013 | 429.00 | 180.00 | 249.00 |
| 12. WELLS FARGO & CO NEW | 03/16/2009 | 03/04/2013 | 427.00 | 180.00 | 247.00 |
| 6. PRUDENTIAL FINL INC | 12/11/2009 | 03/05/2013 | 342.00 | 293.00 | 49.00 |

6b Total. Combine the amounts in column (f). Enter here and on Schedule D, line 6b

Name of estate or trust as shown on Form 1041 Do not enter name and employer identification number if shown on the other side.

Employer identification number

LUCY & EMILY BEASLEY CHARITABLE TRUST

34-1350747

Part II Long-Term Capital Gains and Losses - Assets Held More Than One Year

| (a) Description of property (Example 100 sh 7% preferred of "Z" Co) | (b) Date acquired (mo, day, yr) | (c) Date sold (mo, day, yr) | (d) Sales price | (e) Cost or other basis (see instructions) | (f) Gain or (loss) Subtract (e) from (d) |
|---|---------------------------------|-----------------------------|-----------------|--|--|
| 6a 3. PRUDENTIAL FINL INC | 12/11/2009 | 03/05/2013 | 169.00 | 147.00 | 22.00 |
| 6. PRUDENTIAL FINL INC | 12/11/2009 | 03/05/2013 | 343.00 | 293.00 | 50.00 |
| 3. PRUDENTIAL FINL INC | 12/11/2009 | 03/05/2013 | 171.00 | 147.00 | 24.00 |
| 4. PRUDENTIAL FINL INC | 12/11/2009 | 03/05/2013 | 229.00 | 196.00 | 33.00 |
| 1. PRUDENTIAL FINL INC | 12/11/2009 | 03/05/2013 | 57.00 | 49.00 | 8.00 |
| 7. WELLS FARGO & CO NEW | 03/16/2009 | 03/05/2013 | 253.00 | 105.00 | 148.00 |
| 7. WELLS FARGO & CO NEW | 03/16/2009 | 03/05/2013 | 254.00 | 105.00 | 149.00 |
| 4. WELLS FARGO & CO NEW | 03/16/2009 | 03/05/2013 | 144.00 | 60.00 | 84.00 |
| 14. WELLS FARGO & CO NEW | VAR | 03/05/2013 | 503.00 | 203.00 | 300.00 |
| 11. WELLS FARGO & CO NEW | 03/17/2009 | 03/05/2013 | 395.00 | 150.00 | 245.00 |
| 2. PRUDENTIAL FINL INC | 12/11/2009 | 03/06/2013 | 115.00 | 98.00 | 17.00 |
| 2. PRUDENTIAL FINL INC | 12/11/2009 | 03/06/2013 | 114.00 | 98.00 | 16.00 |
| 1. PRUDENTIAL FINL INC | 12/11/2009 | 03/06/2013 | 57.00 | 49.00 | 8.00 |
| 2. PRUDENTIAL FINL INC | 12/11/2009 | 03/06/2013 | 114.00 | 98.00 | 16.00 |
| 65. QUALCOMM INC | 09/29/2008 | 03/06/2013 | 4,330.00 | 2,672.00 | 1,658.00 |
| 16. QUALCOMM INC | VAR | 03/06/2013 | 1,068.00 | 664.00 | 404.00 |
| 4. WELLS FARGO & CO NEW | 03/17/2009 | 03/06/2013 | 144.00 | 55.00 | 89.00 |
| 21. WELLS FARGO & CO NEW | 03/17/2009 | 03/06/2013 | 755.00 | 287.00 | 468.00 |
| 19. QUALCOMM INC | 07/23/2009 | 03/07/2013 | 1,265.00 | 899.00 | 366.00 |
| 19. QUALCOMM INC | VAR | 03/08/2013 | 1,271.00 | 799.00 | 472.00 |
| 5000. HRPT PPTYS TR 2/15/14 | 09/12/2007 | 03/12/2013 | 5,108.00 | 4,975.00 | 133.00 |
| 218. PFIZER INC | VAR | 03/12/2013 | 6,122.00 | 3,895.00 | 2,227.00 |
| 22. WELLS FARGO & CO NEW | 03/17/2009 | 03/12/2013 | 808.00 | 301.00 | 507.00 |
| 41. WELLS FARGO & CO NEW | VAR | 03/12/2013 | 1,504.00 | 609.00 | 895.00 |
| 28. PFIZER INC | 01/22/2010 | 03/13/2013 | 785.00 | 541.00 | 244.00 |

6b Total. Combine the amounts in column (f) Enter here and on Schedule D, line 6b

Name of estate or trust as shown on Form 1041 Do not enter name and employer identification number if shown on the other side.

Employer identification number

LUCY & EMILY BEASLEY CHARITABLE TRUST

34-1350747

Part II Long-Term Capital Gains and Losses - Assets Held More Than One Year

| (a) Description of property (Example 100 sh 7% preferred of "Z" Co) | (b) Date acquired (mo, day, yr) | (c) Date sold (mo, day, yr) | (d) Sales price | (e) Cost or other basis (see instructions) | (f) Gain or (loss) Subtract (e) from (d) |
|--|---------------------------------------|--------------------------------|-----------------|---|---|
| 6a 45. PFIZER INC | 01/22/2010 | 03/13/2013 | 1,260.00 | 870.00 | 390.00 |
| 15. PFIZER INC | VAR | 03/13/2013 | 421.00 | 235.00 | 186.00 |
| 15. WELLS FARGO & CO NEW | 12/15/2009 | 03/13/2013 | 549.00 | 388.00 | 161.00 |
| 12. WELLS FARGO & CO NEW | 12/15/2009 | 03/13/2013 | 441.00 | 311.00 | 130.00 |
| 39. JUNIPER NETWORKS INC | 05/25/2011 | 03/14/2013 | 796.00 | 1,418.00 | -622.00 |
| 24. JUNIPER NETWORKS INC | VAR | 03/14/2013 | 491.00 | 726.00 | -235.00 |
| 46. JUNIPER NETWORKS INC | 06/14/2011 | 03/14/2013 | 942.00 | 1,379.00 | -437.00 |
| 58. PFIZER INC | 06/10/2010 | 03/14/2013 | 1,626.00 | 856.00 | 770.00 |
| 8. PFIZER INC | 06/10/2010 | 03/14/2013 | 224.00 | 118.00 | 106.00 |
| 12. PFIZER INC | 06/10/2010 | 03/14/2013 | 334.00 | 177.00 | 157.00 |
| 31.27 FED HOME LN MTG CORP | 03/23/2001 | 03/15/2013 | 31.00 | 32.00 | -1.00 |
| 31.6 FED HOME LN MTG CORP | 06/09/2003 | 03/15/2013 | 32.00 | 33.00 | -1.00 |
| 196.03 FED HOME LN MTG COR | 10/29/2003 | 03/15/2013 | 196.00 | 202.00 | -6.00 |
| 232.28 FED HOME LN MTG COR | 06/08/2005 | 03/15/2013 | 232.00 | 232.00 | |
| 132.33 FEDERAL HOME LN MTG MULTICLASS | 12/24/2007 | 03/15/2013 | 132.00 | 136.00 | -4.00 |
| 1213.53 FREDDIE MAC | 09/08/2010 | 03/15/2013 | 1,214.00 | 1,261.00 | -47.00 |
| 759.79 FEDERAL HOME LN MTG MULTICLASS | 10/22/2007 | 03/15/2013 | 760.00 | 746.00 | 14.00 |
| 663.18 FEDERAL HOME LN MTG MULTICLASS | 09/27/2007 | 03/15/2013 | 663.00 | 657.00 | 6.00 |
| 1686.9 FEDERAL HOME LN MTG MULTICLASS | 03/30/2007 | 03/15/2013 | 1,687.00 | 1,641.00 | 46.00 |
| 719.52 FEDERAL HOME LN MTG MULTICLASS | 01/24/2008 | 03/15/2013 | 720.00 | 710.00 | 10.00 |
| 1350.03 FEDERAL HOME LN MT MULTICLASS | 09/09/2005 | 03/15/2013 | 1,350.00 | 1,355.00 | -5.00 |
| 263.59 FEDERAL HOME LN MTG MULTICLASS | 06/15/2007 | 03/15/2013 | 264.00 | 260.00 | 4.00 |
| 292.2 FEDERAL HOME LN MTG MULTICLASS | 09/06/2007 | 03/15/2013 | 292.00 | 292.00 | |
| 616.77 FREDDIE MAC | 09/13/2011 | 03/15/2013 | 617.00 | 672.00 | -55.00 |
| 4.67 GNMA POOL NO 462816 | 06/25/2001 | 03/15/2013 | 5.00 | 5.00 | |

6b Total. Combine the amounts in column (f). Enter here and on Schedule D, line 6b

Schedule D-1 (Form 1041) 2012

Name of estate or trust as shown on Form 1041. Do not enter name and employer identification number if shown on the other side

Employer identification number

LUCY & EMILY BEASLEY CHARITABLE TRUST

34-1350747

Part II Long-Term Capital Gains and Losses - Assets Held More Than One Year

| (a) Description of property (Example 100 sh 7% preferred of *Z* Co) | (b) Date acquired (mo., day, yr.) | (c) Date sold (mo., day, yr.) | (d) Sales price | (e) Cost or other basis (see instructions) | (f) Gain or (loss) Subtract (e) from (d) |
|---|-----------------------------------|-------------------------------|-----------------|--|--|
| 6a 93.39 GNMA GTD PASS THRU C | 03/04/1999 | 03/15/2013 | 93.00 | 92.00 | 1.00 |
| 57.05 GNMA GTD PASS THRU C | 02/02/1999 | 03/15/2013 | 57.00 | 57.00 | |
| 43. JUNIPER NETWORKS INC | VAR | 03/15/2013 | 874.00 | 1,151.00 | -277.00 |
| 138. JUNIPER NETWORKS INC | 10/05/2011 | 03/15/2013 | 2,786.00 | 2,551.00 | 235.00 |
| 43. MICROSOFT CORP | 03/27/2008 | 03/15/2013 | 1,205.00 | 1,213.00 | -8.00 |
| 22. PFIZER INC | 06/10/2010 | 03/15/2013 | 615.00 | 325.00 | 290.00 |
| 24. PFIZER INC | 06/10/2010 | 03/15/2013 | 667.00 | 354.00 | 313.00 |
| 340.42 TIAA REAL ESTATE CD | 09/14/2011 | 03/15/2013 | 340.00 | 369.00 | -29.00 |
| 8. CME GROUP INC | 02/14/2012 | 03/18/2013 | 501.00 | 463.00 | 38.00 |
| 17. CME GROUP INC | 02/14/2012 | 03/18/2013 | 1,067.00 | 985.00 | 82.00 |
| 5. CME GROUP INC | 02/14/2012 | 03/18/2013 | 313.00 | 290.00 | 23.00 |
| 173.18 FANNIE MAE | 12/19/2007 | 03/18/2013 | 173.00 | 177.00 | -4.00 |
| 327.71 FANNIE MAE | 12/13/2010 | 03/18/2013 | 328.00 | 362.00 | -34.00 |
| 32. PFIZER INC | 06/10/2010 | 03/18/2013 | 898.00 | 472.00 | 426.00 |
| 6. CME GROUP INC | 02/14/2012 | 03/19/2013 | 373.00 | 348.00 | 25.00 |
| 17. CME GROUP INC | 02/14/2012 | 03/19/2013 | 1,045.00 | 985.00 | 60.00 |
| 22. PFIZER INC | 06/10/2010 | 03/19/2013 | 615.00 | 325.00 | 290.00 |
| 23. PFIZER INC | VAR | 03/19/2013 | 645.00 | 376.00 | 269.00 |
| 9. CME GROUP INC | 02/14/2012 | 03/20/2013 | 555.00 | 521.00 | 34.00 |
| 2. CME GROUP INC | 02/14/2012 | 03/20/2013 | 124.00 | 116.00 | 8.00 |
| 1. CME GROUP INC | 02/14/2012 | 03/20/2013 | 62.00 | 58.00 | 4.00 |
| 10. CME GROUP INC | 02/14/2012 | 03/20/2013 | 618.00 | 579.00 | 39.00 |
| 12. CME GROUP INC | 02/14/2012 | 03/20/2013 | 744.00 | 695.00 | 49.00 |
| 3. CME GROUP INC | 02/14/2012 | 03/20/2013 | 186.00 | 174.00 | 12.00 |
| 2. CME GROUP INC | 02/14/2012 | 03/20/2013 | 124.00 | 116.00 | 8.00 |

6b Total. Combine the amounts in column (f). Enter here and on Schedule D, line 6b

Name of estate or trust as shown on Form 1041 Do not enter name and employer identification number if shown on the other side

Employer identification number

LUCY & EMILY BEASLEY CHARITABLE TRUST

34-1350747

Part II Long-Term Capital Gains and Losses - Assets Held More Than One Year

| (a) Description of property (Example 100 sh 7% preferred of "Z" Co) | (b) Date acquired (mo., day, yr.) | (c) Date sold (mo., day, yr.) | (d) Sales price | (e) Cost or other basis (see instructions) | (f) Gain or (loss) Subtract (e) from (d) |
|--|---|----------------------------------|-----------------|---|---|
| 6a 4. CME GROUP INC | 02/14/2012 | 03/20/2013 | 246.00 | 232.00 | 14.00 |
| 265.57 GNMA II 2009-55 CL | 12/13/2010 | 03/20/2013 | 266.00 | 276.00 | -10.00 |
| 41. PFIZER INC | 11/03/2010 | 03/20/2013 | 1,156.00 | 720.00 | 436.00 |
| 29. PFIZER INC | 11/03/2010 | 03/20/2013 | 819.00 | 509.00 | 310.00 |
| . MERRILL LYNCH & CO INC | | 03/21/2013 | 14.00 | | 14.00 |
| 59. PFIZER INC | 11/03/2010 | 03/21/2013 | 1,661.00 | 1,035.00 | 626.00 |
| 29. PFIZER INC | 11/03/2010 | 03/22/2013 | 819.00 | 509.00 | 310.00 |
| 13. PFIZER INC | 11/03/2010 | 03/22/2013 | 368.00 | 228.00 | 140.00 |
| 16. PFIZER INC | 11/03/2010 | 03/22/2013 | 453.00 | 281.00 | 172.00 |
| 292.86 FNMA | 04/28/2011 | 03/25/2013 | 293.00 | 331.00 | -38.00 |
| 291.49 FEDERAL NATL MTG AS PASS | 09/26/2007 | 03/25/2013 | 291.00 | 304.00 | -13.00 |
| 22.67 FED NATL MTG ASSN GT | 05/26/1998 | 03/25/2013 | 23.00 | 22.00 | 1.00 |
| 1000.98 FEDERAL NATL MTG A PASS | 04/28/2011 | 03/25/2013 | 1,001.00 | 1,059.00 | -58.00 |
| 420.17 FNMA | 03/08/2011 | 03/25/2013 | 420.00 | 459.00 | -39.00 |
| 218.26 FEDERAL NATL MTG AS PASS | 03/03/1999 | 03/25/2013 | 218.00 | 214.00 | 4.00 |
| 6.11 FNMA POOL #630225A 3/01/32 | 03/13/2002 | 03/25/2013 | 6.00 | 6.00 | |
| 118.62 FANNIE MAE | 09/20/2007 | 03/25/2013 | 119.00 | 120.00 | -1.00 |
| 117.05 FEDERAL NATL MTG AS PASS | 10/02/2007 | 03/25/2013 | 117.00 | 117.00 | |
| 577.32 FNMA REMIC 02-62-ZE 11/25/17 | VAR | 03/25/2013 | 577.00 | 541.00 | 36.00 |
| 262.03 FEDERAL NATL MTG AS PASS | 06/19/2006 | 03/25/2013 | 262.00 | 248.00 | 14.00 |
| 347.83 FNMA REMIC TRUST | 10/16/2007 | 03/25/2013 | 348.00 | 333.00 | 15.00 |
| 259.58 FEDERAL NATL MTG AS PASS | 06/15/2007 | 03/25/2013 | 260.00 | 241.00 | 19.00 |
| 280.07 FEDERAL NATL MTG AS PASS | 09/25/2008 | 03/25/2013 | 280.00 | 244.00 | 36.00 |
| 501.88 FANNIE MAE | VAR | 03/25/2013 | 502.00 | 470.00 | 32.00 |
| 184.96 FEDERAL NATIONAL MO | 03/13/2007 | 03/25/2013 | 185.00 | 177.00 | 8.00 |

6b Total. Combine the amounts in column (f) Enter here and on Schedule D, line 6b

Schedule D-1 (Form 1041) 2012

Name of estate or trust as shown on Form 1041 Do not enter name and employer identification number if shown on the other side

Employer identification number

LUCY & EMILY BEASLEY CHARITABLE TRUST

34-1350747

Part II Long-Term Capital Gains and Losses - Assets Held More Than One Year

| (a) Description of property (Example 100 sh 7% preferred of "Z" Co) | (b) Date acquired (mo., day, yr.) | (c) Date sold (mo., day, yr.) | (d) Sales price | (e) Cost or other basis (see instructions) | (f) Gain or (loss) Subtract (e) from (d) |
|---|-----------------------------------|-------------------------------|-----------------|--|--|
| 6a 1168.17 FEDERAL NATL MTG A REMIC PASS | 12/07/2007 | 03/25/2013 | 1,168.00 | 1,107.00 | 61.00 |
| 839.08 FEDERAL NATL MTG AS PASS | 09/12/2003 | 03/25/2013 | 839.00 | 848.00 | -9.00 |
| 657.61 FEDERAL NATL MTG AS PASS | 03/09/2004 | 03/25/2013 | 658.00 | 669.00 | -11.00 |
| 425.31 FEDERAL NATL MTG AS PASS | 12/18/2003 | 03/25/2013 | 425.00 | 424.00 | 1.00 |
| 124.69 FEDERAL NATL MTG AS PASS | 09/10/2004 | 03/25/2013 | 125.00 | 127.00 | -2.00 |
| 660.87 FEDERAL NATL MTG AS PASS | 06/14/2004 | 03/25/2013 | 661.00 | 654.00 | 7.00 |
| 104.15 FEDERAL NATL MTG AS PASS | 11/28/2005 | 03/25/2013 | 104.00 | 103.00 | 1.00 |
| 92.38 FEDERAL NATL MTG ASS PASS | 08/17/2006 | 03/25/2013 | 92.00 | 92.00 | |
| 72.6 FEDERAL NATL MTG ASSN PASS | 12/16/2005 | 03/25/2013 | 73.00 | 72.00 | 1.00 |
| 357.11 FEDERAL NATL MTG AS PASS | VAR | 03/25/2013 | 357.00 | 368.00 | -11.00 |
| 150000. BARC BREN SPX 03/2 | 03/09/2012 | 03/27/2013 | 168,600.00 | 150,000.00 | 18,600.00 |
| 2. VERTEX PHARMACEUTICALS | 11/28/2011 | 03/28/2013 | 110.00 | 55.00 | 55.00 |
| 11. VERTEX PHARMACEUTICALS | 11/28/2011 | 03/28/2013 | 605.00 | 300.00 | 305.00 |
| 2. VERTEX PHARMACEUTICALS | 11/28/2011 | 03/28/2013 | 110.00 | 55.00 | 55.00 |
| 4. VERTEX PHARMACEUTICALS | 11/28/2011 | 03/28/2013 | 219.00 | 109.00 | 110.00 |
| 3. VERTEX PHARMACEUTICALS | 11/28/2011 | 04/01/2013 | 164.00 | 82.00 | 82.00 |
| 7. VERTEX PHARMACEUTICALS | 11/28/2011 | 04/01/2013 | 377.00 | 191.00 | 186.00 |
| 4. VERTEX PHARMACEUTICALS | 11/28/2011 | 04/01/2013 | 217.00 | 109.00 | 108.00 |
| 2. VERTEX PHARMACEUTICALS | 11/28/2011 | 04/02/2013 | 107.00 | 55.00 | 52.00 |
| 6. VERTEX PHARMACEUTICALS | 11/28/2011 | 04/02/2013 | 328.00 | 164.00 | 164.00 |
| 19. VERTEX PHARMACEUTICALS | VAR | 04/03/2013 | 1,005.00 | 559.00 | 446.00 |
| 55. BAIDU.COM-ADR | 09/21/2010 | 04/04/2013 | 4,683.00 | 5,070.00 | -387.00 |
| 8. VERTEX PHARMACEUTICALS | 12/15/2011 | 04/04/2013 | 422.00 | 251.00 | 171.00 |
| 1. CARDINAL HEALTH INC | 02/11/2010 | 04/08/2013 | 43.00 | 33.00 | 10.00 |
| 19. CARDINAL HEALTH INC | 02/11/2010 | 04/08/2013 | 808.00 | 633.00 | 175.00 |

6b Total. Combine the amounts in column (f). Enter here and on Schedule D, line 6b

Name of estate or trust as shown on Form 1041 Do not enter name and employer identification number if shown on the other side

Employer identification number

LUCY & EMILY BEASLEY CHARITABLE TRUST

34-1350747

Part II Long-Term Capital Gains and Losses - Assets Held More Than One Year

| (a) Description of property (Example 100 sh 7% preferred of "Z" Co) | (b) Date acquired (mo., day, yr) | (c) Date sold (mo., day, yr) | (d) Sales price | (e) Cost or other basis (see instructions) | (f) Gain or (loss) Subtract (e) from (d) |
|---|----------------------------------|------------------------------|-----------------|--|--|
| 6a 3. CARDINAL HEALTH INC | 02/11/2010 | 04/08/2013 | 127.00 | 100.00 | 27.00 |
| 73. CARDINAL HEALTH INC | VAR | 04/08/2013 | 3,104.00 | 2,454.00 | 650.00 |
| 1. PRUDENTIAL FINL INC | 12/11/2009 | 04/08/2013 | 55.00 | 49.00 | 6.00 |
| 90. PRUDENTIAL FINL INC | VAR | 04/08/2013 | 4,997.00 | 4,557.00 | 440.00 |
| 8. PRUDENTIAL FINL INC | 08/12/2011 | 04/08/2013 | 443.00 | 413.00 | 30.00 |
| 5. PRUDENTIAL FINL INC | 08/12/2011 | 04/08/2013 | 277.00 | 258.00 | 19.00 |
| 17. COVIDIEN PLC NEW | 07/01/2009 | 04/08/2013 | 1,138.00 | 628.00 | 510.00 |
| 10000. DEUTSCHE TELEKOM IN | 04/17/2006 | 04/09/2013 | 10,131.00 | 9,982.00 | 149.00 |
| 5. COVIDIEN PLC NEW | 07/01/2009 | 04/09/2013 | 337.00 | 185.00 | 152.00 |
| 1. COVIDIEN PLC NEW | 07/01/2009 | 04/10/2013 | 68.00 | 37.00 | 31.00 |
| 6. COVIDIEN PLC NEW | 07/01/2009 | 04/10/2013 | 408.00 | 222.00 | 186.00 |
| 2. COVIDIEN PLC NEW | 07/01/2009 | 04/11/2013 | 137.00 | 74.00 | 63.00 |
| 3. COVIDIEN PLC NEW | 07/01/2009 | 04/11/2013 | 205.00 | 111.00 | 94.00 |
| 4. COVIDIEN PLC NEW | 07/01/2009 | 04/11/2013 | 274.00 | 148.00 | 126.00 |
| 2. COVIDIEN PLC NEW | VAR | 04/11/2013 | 137.00 | 87.00 | 50.00 |
| 74. EMERSON ELEC CO | VAR | 04/12/2013 | 4,139.00 | 3,713.00 | 426.00 |
| 35. EMERSON ELEC CO | 02/28/2012 | 04/12/2013 | 1,951.00 | 1,767.00 | 184.00 |
| 6. COVIDIEN PLC NEW | 02/14/2011 | 04/12/2013 | 407.00 | 303.00 | 104.00 |
| 23. BIOGEN IDEC INC | 06/17/2010 | 04/15/2013 | 4,607.00 | 1,122.00 | 3,485.00 |
| 32.15 FED HOME LN MTG CORP | 03/23/2001 | 04/15/2013 | 32.00 | 33.00 | -1.00 |
| 99.78 FED HOME LN MTG CORP | 06/09/2003 | 04/15/2013 | 100.00 | 104.00 | -4.00 |
| 223.06 FED HOME LN MTG COR | 10/29/2003 | 04/15/2013 | 223.00 | 229.00 | -6.00 |
| 352.32 FED HOME LN MTG COR | 06/08/2005 | 04/15/2013 | 352.00 | 351.00 | 1.00 |
| 187.63 FEDERAL HOME LN MTG MULTICLASS | 12/24/2007 | 04/15/2013 | 188.00 | 193.00 | -5.00 |
| 768.49 FREDDIE MAC | 09/08/2010 | 04/15/2013 | 768.00 | 798.00 | -30.00 |

6b Total. Combine the amounts in column (f). Enter here and on Schedule D, line 6b

Schedule D-1 (Form 1041) 2012

Name of estate or trust as shown on Form 1041. Do not enter name and employer identification number if shown on the other side.

Employer identification number

LUCY & EMILY BEASLEY CHARITABLE TRUST

34-1350747

Part II Long-Term Capital Gains and Losses - Assets Held More Than One Year

| (a) Description of property (Example 100 sh. 7% preferred of "Z" Co) | (b) Date acquired (mo., day, yr.) | (c) Date sold (mo., day, yr.) | (d) Sales price | (e) Cost or other basis (see instructions) | (f) Gain or (loss) Subtract (e) from (d) |
|--|-----------------------------------|-------------------------------|-----------------|--|--|
| 6a 550.31 FEDERAL HOME LN MTG MULTICLASS | 10/22/2007 | 04/15/2013 | 550.00 | 541.00 | 9.00 |
| 568.28 FEDERAL HOME LN MTG MULTICLASS | 09/27/2007 | 04/15/2013 | 568.00 | 563.00 | 5.00 |
| 1968.16 FEDERAL HOME LN MT MULTICLASS | 03/30/2007 | 04/15/2013 | 1,968.00 | 1,914.00 | 54.00 |
| 783.82 FEDERAL HOME LN MTG MULTICLASS | 01/24/2008 | 04/15/2013 | 784.00 | 773.00 | 11.00 |
| 1031.53 FEDERAL HOME LN MT MULTICLASS | 09/09/2005 | 04/15/2013 | 1,032.00 | 1,035.00 | -3.00 |
| 257.31 FEDERAL HOME LN MTG MULTICLASS | 06/15/2007 | 04/15/2013 | 257.00 | 254.00 | 3.00 |
| 288.52 FEDERAL HOME LN MTG MULTICLASS | 09/06/2007 | 04/15/2013 | 289.00 | 288.00 | 1.00 |
| 732.24 FREDDIE MAC | 09/13/2011 | 04/15/2013 | 732.00 | 798.00 | -66.00 |
| 5.04 GNMA POOL NO 462816 | 06/25/2001 | 04/15/2013 | 5.00 | 5.00 | |
| 93.9 GNMA GTD PASS THRU CT | 03/04/1999 | 04/15/2013 | 94.00 | 93.00 | 1.00 |
| 57.15 GNMA GTD PASS THRU C | 02/02/1999 | 04/15/2013 | 57.00 | 58.00 | -1.00 |
| 2054.98 HYUNDAI AUTO RECEI | 04/02/2012 | 04/15/2013 | 2,055.00 | 2,067.00 | -12.00 |
| 1. COVIDIEN PLC NEW | 02/14/2011 | 04/15/2013 | 66.00 | 50.00 | 16.00 |
| 50. COGNIZANT TECHNOLOGY S A | VAR | 04/16/2013 | 3,667.00 | 2,822.00 | 845.00 |
| 1. COGNIZANT TECHNOLOGY SO | 08/11/2011 | 04/16/2013 | 74.00 | 62.00 | 12.00 |
| 5. COVIDIEN PLC NEW | 02/14/2011 | 04/16/2013 | 333.00 | 252.00 | 81.00 |
| 5. COVIDIEN PLC NEW | 02/14/2011 | 04/16/2013 | 333.00 | 252.00 | 81.00 |
| 2. COVIDIEN PLC NEW | 02/14/2011 | 04/16/2013 | 133.00 | 101.00 | 32.00 |
| 196.88 FANNIE MAE | 12/19/2007 | 04/17/2013 | 197.00 | 201.00 | -4.00 |
| 1. COVIDIEN PLC NEW | 02/14/2011 | 04/17/2013 | 66.00 | 50.00 | 16.00 |
| 2. COVIDIEN PLC NEW | 02/14/2011 | 04/17/2013 | 132.00 | 101.00 | 31.00 |
| 1. COVIDIEN PLC NEW | 02/14/2011 | 04/17/2013 | 66.00 | 50.00 | 16.00 |
| 522.24 FANNIE MAE | 12/13/2010 | 04/18/2013 | 522.00 | 577.00 | -55.00 |
| 17. GOLDMAN SACHS GROUP IN | 10/17/2011 | 04/18/2013 | 2,370.00 | 1,634.00 | 736.00 |
| 519.9 TIAA REAL ESTATE CDO | 09/14/2011 | 04/18/2013 | 520.00 | 564.00 | -44.00 |

6b Total. Combine the amounts in column (f). Enter here and on Schedule D, line 6b

Schedule D-1 (Form 1041) 2012

Name of estate or trust as shown on Form 1041 Do not enter name and employer identification number if shown on the other side.

Employer identification number

LUCY & EMILY BEASLEY CHARITABLE TRUST

34-1350747

Part II Long-Term Capital Gains and Losses - Assets Held More Than One Year

| (a) Description of property (Example. 100 sh 7% preferred of "Z" Co) | (b) Date acquired (mo., day, yr.) | (c) Date sold (mo., day, yr.) | (d) Sales price | (e) Cost or other basis (see instructions) | (f) Gain or (loss) Subtract (e) from (d) |
|--|-----------------------------------|-------------------------------|-----------------|--|--|
| 6a 4. COVIDIEN PLC NEW | VAR | 04/18/2013 | 264.00 | 201.00 | 63.00 |
| 4. CME GROUP INC | 02/14/2012 | 04/19/2013 | 235.00 | 232.00 | 3.00 |
| 54. GOLDMAN SACHS GROUP IN | VAR | 04/19/2013 | 7,484.00 | 5,691.00 | 1,793.00 |
| 350.98 GNMA II 2009-55 CL | 12/13/2010 | 04/22/2013 | 351.00 | 364.00 | -13.00 |
| 41. CISCO SYS INC | 07/28/2011 | 04/25/2013 | 845.00 | 666.00 | 179.00 |
| 17. CISCO SYS INC | 07/28/2011 | 04/25/2013 | 351.00 | 276.00 | 75.00 |
| 73. CISCO SYS INC | 07/28/2011 | 04/25/2013 | 1,509.00 | 1,186.00 | 323.00 |
| 126. CISCO SYS INC | VAR | 04/25/2013 | 2,601.00 | 2,016.00 | 585.00 |
| 12. COGNIZANT TECHNOLOGY S A | 08/11/2011 | 04/25/2013 | 747.00 | 743.00 | 4.00 |
| 11. COGNIZANT TECHNOLOGY S A | 08/11/2011 | 04/25/2013 | 675.00 | 682.00 | -7.00 |
| 1. COGNIZANT TECHNOLOGY SO | 08/11/2011 | 04/25/2013 | 63.00 | 62.00 | 1.00 |
| 320.36 FNMA | 04/28/2011 | 04/25/2013 | 320.00 | 362.00 | -42.00 |
| 129.34 FEDERAL NATL MTG AS PASS | 09/26/2007 | 04/25/2013 | 129.00 | 135.00 | -6.00 |
| 16.31 FED NATL MTG ASSN GT | 05/26/1998 | 04/25/2013 | 16.00 | 16.00 | |
| 919.13 FEDERAL NATL MTG AS PASS | 04/28/2011 | 04/25/2013 | 919.00 | 972.00 | -53.00 |
| 1678.02 FNMA | 03/08/2011 | 04/25/2013 | 1,678.00 | 1,833.00 | -155.00 |
| 219.3 FEDERAL NATL MTG ASS PASS | 03/03/1999 | 04/25/2013 | 219.00 | 215.00 | 4.00 |
| 6.15 FNMA POOL #630225A 3/01/32 | 03/13/2002 | 04/25/2013 | 6.00 | 6.00 | |
| 153.94 FANNIE MAE | 09/20/2007 | 04/25/2013 | 154.00 | 156.00 | -2.00 |
| 128.63 FEDERAL NATL MTG AS PASS | 10/02/2007 | 04/25/2013 | 129.00 | 128.00 | 1.00 |
| 573.41 FNMA REMIC 02-62-ZE 11/25/17 | VAR | 04/25/2013 | 573.00 | 537.00 | 36.00 |
| 322.72 FEDERAL NATL MTG AS PASS | 06/19/2006 | 04/25/2013 | 323.00 | 306.00 | 17.00 |
| 422.83 FNMA REMIC TRUST | 10/16/2007 | 04/25/2013 | 423.00 | 405.00 | 18.00 |
| 321.92 FEDERAL NATL MTG AS PASS | 06/15/2007 | 04/25/2013 | 322.00 | 299.00 | 23.00 |
| 307.09 FEDERAL NATL MTG AS PASS | 09/25/2008 | 04/25/2013 | 307.00 | 268.00 | 39.00 |

6b Total. Combine the amounts in column (f). Enter here and on Schedule D, line 6b

Schedule D-1 (Form 1041) 2012

Name of estate or trust as shown on Form 1041 Do not enter name and employer identification number if shown on the other side

Employer identification number

LUCY & EMILY BEASLEY CHARITABLE TRUST

34-1350747

Part II Long-Term Capital Gains and Losses - Assets Held More Than One Year

| (a) Description of property (Example 100 sh 7% preferred of "Z" Co) | (b) Date acquired (mo, day, yr) | (c) Date sold (mo, day, yr) | (d) Sales price | (e) Cost or other basis (see instructions) | (f) Gain or (loss) Subtract (e) from (d) |
|---|---------------------------------|-----------------------------|-----------------|--|--|
| 6a 482.35 FANNIE MAE | VAR | 04/25/2013 | 482.00 | 452.00 | 30.00 |
| 229.6 FEDERAL NATIONAL MOR | 03/13/2007 | 04/25/2013 | 230.00 | 220.00 | 10.00 |
| 1110.63 FEDERAL NATL MTG A REMIC PASS | 12/07/2007 | 04/25/2013 | 1,111.00 | 1,052.00 | 59.00 |
| 623.11 FEDERAL NATL MTG AS PASS | 09/12/2003 | 04/25/2013 | 623.00 | 630.00 | -7.00 |
| 79.91 FEDERAL NATL MTG ASS PASS | 03/09/2004 | 04/25/2013 | 80.00 | 81.00 | -1.00 |
| 317.17 FEDERAL NATL MTG AS PASS | 12/18/2003 | 04/25/2013 | 317.00 | 316.00 | 1.00 |
| 138.1 FEDERAL NATL MTG ASS PASS | 09/10/2004 | 04/25/2013 | 138.00 | 141.00 | -3.00 |
| 516.88 FEDERAL NATL MTG AS PASS | 06/14/2004 | 04/25/2013 | 517.00 | 511.00 | 6.00 |
| 101.66 FEDERAL NATL MTG AS PASS | 11/28/2005 | 04/25/2013 | 102.00 | 101.00 | 1.00 |
| 94.23 FEDERAL NATL MTG ASS PASS | 08/17/2006 | 04/25/2013 | 94.00 | 94.00 | |
| 89.68 FEDERAL NATL MTG ASS PASS | 12/16/2005 | 04/25/2013 | 90.00 | 89.00 | 1.00 |
| 369.89 FEDERAL NATL MTG AS PASS | VAR | 04/25/2013 | 370.00 | 381.00 | -11.00 |
| 44. CISCO SYS INC | VAR | 04/26/2013 | 906.00 | 702.00 | 204.00 |
| 16. CISCO SYS INC | 09/28/2011 | 04/26/2013 | 329.00 | 260.00 | 69.00 |
| 5. CISCO SYS INC | 09/28/2011 | 04/26/2013 | 103.00 | 81.00 | 22.00 |
| 2. CISCO SYS INC | 09/28/2011 | 04/26/2013 | 41.00 | 33.00 | 8.00 |
| 42. CISCO SYS INC | 09/28/2011 | 04/26/2013 | 865.00 | 683.00 | 182.00 |
| 9. COGNIZANT TECHNOLOGY SO | 08/11/2011 | 04/26/2013 | 557.00 | 558.00 | -1.00 |
| 7. COGNIZANT TECHNOLOGY SO | 08/11/2011 | 04/26/2013 | 434.00 | 434.00 | |
| 22. CISCO SYS INC | 09/28/2011 | 04/29/2013 | 458.00 | 358.00 | 100.00 |
| 5000. ALLSTATE LF GLB FN T | 04/30/2009 | 04/30/2013 | 5,000.00 | 5,000.00 | |
| 42. MERCK & CO INC | VAR | 05/01/2013 | 1,922.00 | 1,452.00 | 470.00 |
| 39. MERCK & CO INC | 05/17/2011 | 05/01/2013 | 1,769.00 | 1,453.00 | 316.00 |
| 14. MERCK & CO INC | 05/17/2011 | 05/01/2013 | 639.00 | 522.00 | 117.00 |
| 19. MERCK & CO INC | 05/17/2011 | 05/01/2013 | 856.00 | 708.00 | 148.00 |

6b Total. Combine the amounts in column (f). Enter here and on Schedule D, line 6b

Name of estate or trust as shown on Form 1041 Do not enter name and employer identification number if shown on the other side

Employer identification number

LUCY & EMILY BEASLEY CHARITABLE TRUST

34-1350747

Part II Long-Term Capital Gains and Losses - Assets Held More Than One Year

| (a) Description of property (Example 100 sh 7% preferred of "Z" Co) | (b) Date acquired (mo, day, yr) | (c) Date sold (mo, day, yr) | (d) Sales price | (e) Cost or other basis (see instructions) | (f) Gain or (loss) Subtract (e) from (d) |
|--|---------------------------------------|--------------------------------|-----------------|---|---|
| 6a 18. MERCK & CO INC | 05/17/2011 | 05/01/2013 | 828.00 | 671.00 | 157.00 |
| 3. MERCK & CO INC | 05/17/2011 | 05/01/2013 | 138.00 | 112.00 | 26.00 |
| 3. MERCK & CO INC | 05/17/2011 | 05/01/2013 | 137.00 | 112.00 | 25.00 |
| 7. MERCK & CO INC | 05/17/2011 | 05/01/2013 | 320.00 | 261.00 | 59.00 |
| 4. MERCK & CO INC | 05/17/2011 | 05/01/2013 | 180.00 | 149.00 | 31.00 |
| 2. MERCK & CO INC | 05/17/2011 | 05/01/2013 | 92.00 | 75.00 | 17.00 |
| 4. MERCK & CO INC | 05/17/2011 | 05/01/2013 | 182.00 | 149.00 | 33.00 |
| 7. MERCK & CO INC | 05/17/2011 | 05/01/2013 | 316.00 | 261.00 | 55.00 |
| 3. MERCK & CO INC | 05/17/2011 | 05/01/2013 | 137.00 | 112.00 | 25.00 |
| 6. BIOGEN IDEC INC | 06/17/2010 | 05/07/2013 | 1,282.00 | 293.00 | 989.00 |
| 1. BIOGEN IDEC INC | 06/17/2010 | 05/07/2013 | 213.00 | 49.00 | 164.00 |
| 2. BIOGEN IDEC INC | 06/17/2010 | 05/07/2013 | 430.00 | 98.00 | 332.00 |
| 45. CELGENE CORP. | 05/24/2010 | 05/07/2013 | 5,517.00 | 2,493.00 | 3,024.00 |
| 44. CISCO SYS INC | VAR | 05/07/2013 | 894.00 | 724.00 | 170.00 |
| 113. CISCO SYS INC | 12/15/2011 | 05/08/2013 | 2,327.00 | 2,041.00 | 286.00 |
| 32. CISCO SYS INC | 12/15/2011 | 05/08/2013 | 662.00 | 578.00 | 84.00 |
| 8. MICROSOFT CORP | 03/27/2008 | 05/09/2013 | 262.00 | 226.00 | 36.00 |
| 15. MICROSOFT CORP | 03/27/2008 | 05/09/2013 | 492.00 | 423.00 | 69.00 |
| 25000. WELLS FARGO COMPANY | VAR | 05/09/2013 | 26,557.00 | 24,717.00 | 1,840.00 |
| 5. MICROSOFT CORP | 03/27/2008 | 05/10/2013 | 163.00 | 141.00 | 22.00 |
| 43. MICROSOFT CORP | 03/27/2008 | 05/10/2013 | 1,399.00 | 1,213.00 | 186.00 |
| 89. MERCK & CO INC | VAR | 05/13/2013 | 4,106.00 | 3,076.00 | 1,030.00 |
| 87. MICROSOFT CORP | 03/27/2008 | 05/13/2013 | 2,852.00 | 2,454.00 | 398.00 |
| 2. QUALCOMM INC | 03/24/2010 | 05/14/2013 | 130.00 | 80.00 | 50.00 |
| 25.64 FED HOME LN MTG CORP | 03/23/2001 | 05/15/2013 | 26.00 | 26.00 | |

6b Total. Combine the amounts in column (f). Enter here and on Schedule D, line 6b

Schedule D-1 (Form 1041) 2012

Name of estate or trust as shown on Form 1041 Do not enter name and employer identification number if shown on the other side

Employer identification number

LUCY & EMILY BEASLEY CHARITABLE TRUST

34-1350747

Part II Long-Term Capital Gains and Losses - Assets Held More Than One Year

| (a) Description of property (Example 100 sh 7% preferred of "Z" Co) | (b) Date acquired (mo., day, yr.) | (c) Date sold (mo., day, yr.) | (d) Sales price | (e) Cost or other basis (see instructions) | (f) Gain or (loss) Subtract (e) from (d) |
|--|---|----------------------------------|-----------------|---|---|
| 6a 44.34 FED HOME LN MTG CORP | 06/09/2003 | 05/15/2013 | 44.00 | 46.00 | -2.00 |
| 303.73 FED HOME LN MTG COR | 10/29/2003 | 05/15/2013 | 304.00 | 312.00 | -8.00 |
| 311.14 FED HOME LN MTG COR | 06/08/2005 | 05/15/2013 | 311.00 | 310.00 | 1.00 |
| 176.59 FEDERAL HOME LN MTG MULTICLASS | 12/24/2007 | 05/15/2013 | 177.00 | 182.00 | -5.00 |
| 755.36 FREDDIE MAC | 09/08/2010 | 05/15/2013 | 755.00 | 785.00 | -30.00 |
| 496.58 FEDERAL HOME LN MTG MULTICLASS | 10/22/2007 | 05/15/2013 | 497.00 | 488.00 | 9.00 |
| 303.69 FEDERAL HOME LN MTG MULTICLASS | 09/27/2007 | 05/15/2013 | 304.00 | 301.00 | 3.00 |
| 462.56 FEDERAL HOME LN MTG MULTICLASS | 01/24/2008 | 05/15/2013 | 463.00 | 456.00 | 7.00 |
| 1006.19 FEDERAL HOME LN MT MULTICLASS | 09/09/2005 | 05/15/2013 | 1,006.00 | 1,010.00 | -4.00 |
| 251.17 FEDERAL HOME LN MTG MULTICLASS | 06/15/2007 | 05/15/2013 | 251.00 | 247.00 | 4.00 |
| 292.04 FEDERAL HOME LN MTG MULTICLASS | 09/06/2007 | 05/15/2013 | 292.00 | 291.00 | 1.00 |
| 536.92 FREDDIE MAC | 09/13/2011 | 05/15/2013 | 537.00 | 585.00 | -48.00 |
| 4.7 GNMA POOL NO 462816 | 06/25/2001 | 05/15/2013 | 5.00 | 5.00 | |
| 94.4 GNMA GTD PASS THRU CT | 03/04/1999 | 05/15/2013 | 94.00 | 93.00 | 1.00 |
| 57.94 GNMA GTD PASS THRU C | 02/02/1999 | 05/15/2013 | 58.00 | 58.00 | |
| 1997.96 HYUNDAI AUTO RECEI | 04/02/2012 | 05/15/2013 | 1,998.00 | 2,009.00 | -11.00 |
| 2. QUALCOMM INC | 03/24/2010 | 05/15/2013 | 131.00 | 80.00 | 51.00 |
| 1. QUALCOMM INC | 03/24/2010 | 05/16/2013 | 66.00 | 40.00 | 26.00 |
| 2. QUALCOMM INC | 03/24/2010 | 05/16/2013 | 132.00 | 80.00 | 52.00 |
| 1. QUALCOMM INC | 03/24/2010 | 05/16/2013 | 66.00 | 40.00 | 26.00 |
| 15. EOG RESOURCES INC | VAR | 05/17/2013 | 2,021.00 | 1,583.00 | 438.00 |
| 3. QUALCOMM INC | 03/24/2010 | 05/17/2013 | 197.00 | 121.00 | 76.00 |
| 572.69 TIAA REAL ESTATE CD | 09/14/2011 | 05/17/2013 | 573.00 | 621.00 | -48.00 |
| 9. BIOGEN IDEC INC | 06/17/2010 | 05/20/2013 | 2,027.00 | 439.00 | 1,588.00 |
| 44. EXXON MOBIL CORP | VAR | 05/20/2013 | 4,068.00 | 3,024.00 | 1,044.00 |

6b Total. Combine the amounts in column (f). Enter here and on Schedule D, line 6b

Schedule D-1 (Form 1041) 2012

Name of estate or trust as shown on Form 1041 Do not enter name and employer identification number if shown on the other side.

Employer identification number

LUCY & EMILY BEASLEY CHARITABLE TRUST

34-1350747

Part II Long-Term Capital Gains and Losses - Assets Held More Than One Year

| (a) Description of property (Example 100 sh 7% preferred of "Z" Co) | (b) Date acquired (mo., day, yr.) | (c) Date sold (mo., day, yr.) | (d) Sales price | (e) Cost or other basis (see instructions) | (f) Gain or (loss) Subtract (e) from (d) |
|---|-----------------------------------|-------------------------------|-----------------|--|--|
| 6a 100.55 FANNIE MAE | 12/19/2007 | 05/20/2013 | 101.00 | 103.00 | -2.00 |
| 331.33 FANNIE MAE | 12/13/2010 | 05/20/2013 | 331.00 | 366.00 | -35.00 |
| 388.01 GNMA II 2009-55 CL | 12/13/2010 | 05/20/2013 | 388.00 | 403.00 | -15.00 |
| 3. QUALCOMM INC | 03/24/2010 | 05/20/2013 | 199.00 | 121.00 | 78.00 |
| 2. QUALCOMM INC | 03/24/2010 | 05/21/2013 | 132.00 | 80.00 | 52.00 |
| 12. AMAZON COM INC | 09/29/2010 | 05/22/2013 | 3,196.00 | 1,912.00 | 1,284.00 |
| 7. AMAZON COM INC | 09/29/2010 | 05/22/2013 | 1,856.00 | 1,115.00 | 741.00 |
| 11. AMAZON COM INC | 09/29/2010 | 05/22/2013 | 2,922.00 | 1,752.00 | 1,170.00 |
| 2. QUALCOMM INC | 03/24/2010 | 05/22/2013 | 130.00 | 80.00 | 50.00 |
| 23. QUALCOMM INC | 03/24/2010 | 05/24/2013 | 1,476.00 | 924.00 | 552.00 |
| 472.64 FNMA | 04/28/2011 | 05/28/2013 | 473.00 | 533.00 | -60.00 |
| 137.91 FEDERAL NATL MTG AS PASS | 09/26/2007 | 05/28/2013 | 138.00 | 144.00 | -6.00 |
| 3.69 FED NATL MTG ASSN GTD | 05/26/1998 | 05/28/2013 | 4.00 | 4.00 | |
| 695.72 FEDERAL NATL MTG AS PASS | 04/28/2011 | 05/28/2013 | 696.00 | 736.00 | -40.00 |
| 673.82 FNMA | 03/08/2011 | 05/28/2013 | 674.00 | 736.00 | -62.00 |
| 220.35 FEDERAL NATL MTG AS PASS | 03/03/1999 | 05/28/2013 | 220.00 | 216.00 | 4.00 |
| 501.75 FNMA POOL #630225A 3/01/32 | 03/13/2002 | 05/28/2013 | 502.00 | 503.00 | -1.00 |
| 140.36 FANNIE MAE | 09/20/2007 | 05/28/2013 | 140.00 | 142.00 | -2.00 |
| 120.42 FEDERAL NATL MTG AS PASS | 10/02/2007 | 05/28/2013 | 120.00 | 120.00 | |
| 675.08 FNMA REMIC 02-62-ZE 11/25/17 | VAR | 05/28/2013 | 675.00 | 633.00 | 42.00 |
| 304.9 FEDERAL NATL MTG ASS PASS | 06/19/2006 | 05/28/2013 | 305.00 | 289.00 | 16.00 |
| 436.86 FNMA REMIC TRUST | 10/16/2007 | 05/28/2013 | 437.00 | 418.00 | 19.00 |
| 319.78 FEDERAL NATL MTG AS PASS | 06/15/2007 | 05/28/2013 | 320.00 | 297.00 | 23.00 |
| 350.53 FEDERAL NATL MTG AS PASS | 09/25/2008 | 05/28/2013 | 351.00 | 306.00 | 45.00 |
| 1298.4 FANNIE MAE | VAR | 05/28/2013 | 1,298.00 | 1,216.00 | 82.00 |

6b Total. Combine the amounts in column (f). Enter here and on Schedule D, line 6b

Schedule D-1 (Form 1041) 2012

Name of estate or trust as shown on Form 1041 Do not enter name and employer identification number if shown on the other side

Employer identification number

LUCY & EMILY BEASLEY CHARITABLE TRUST

34-1350747

Part II Long-Term Capital Gains and Losses - Assets Held More Than One Year

| (a) Description of property (Example 100 sh 7% preferred of "Z" Co) | (b) Date acquired (mo., day, yr) | (c) Date sold (mo., day, yr) | (d) Sales price | (e) Cost or other basis (see instructions) | (f) Gain or (loss) Subtract (e) from (d) |
|---|----------------------------------|------------------------------|-----------------|--|--|
| 6a 242.57 FEDERAL NATIONAL MO | 03/13/2007 | 05/28/2013 | 243.00 | 232.00 | 11.00 |
| 1284.66 FEDERAL NATL MTG A REMIC PASS | 12/07/2007 | 05/28/2013 | 1,285.00 | 1,217.00 | 68.00 |
| 569.41 FEDERAL NATL MTG AS PASS | 09/12/2003 | 05/28/2013 | 569.00 | 576.00 | -7.00 |
| 333.02 FEDERAL NATL MTG AS PASS | 03/09/2004 | 05/28/2013 | 333.00 | 339.00 | -6.00 |
| 479.09 FEDERAL NATL MTG AS PASS | 12/18/2003 | 05/28/2013 | 479.00 | 477.00 | 2.00 |
| 202.54 FEDERAL NATL MTG AS PASS | 09/10/2004 | 05/28/2013 | 203.00 | 207.00 | -4.00 |
| 677.54 FEDERAL NATL MTG AS PASS | 06/14/2004 | 05/28/2013 | 678.00 | 670.00 | 8.00 |
| 106.52 FEDERAL NATL MTG AS PASS | 11/28/2005 | 05/28/2013 | 107.00 | 106.00 | 1.00 |
| 606.86 FEDERAL NATL MTG AS PASS | 08/17/2006 | 05/28/2013 | 607.00 | 604.00 | 3.00 |
| 81.69 FEDERAL NATL MTG ASS PASS | 12/16/2005 | 05/28/2013 | 82.00 | 81.00 | 1.00 |
| 323.89 FEDERAL NATL MTG AS PASS | VAR | 05/28/2013 | 324.00 | 334.00 | -10.00 |
| 23. EXXON MOBIL CORP | 11/04/2010 | 05/31/2013 | 2,110.00 | 1,597.00 | 513.00 |
| 110. MICROSOFT CORP | 08/06/2008 | 06/06/2013 | 3,823.00 | 2,966.00 | 857.00 |
| 970. SPDR GOLD TRUST | 03/27/2008 | 06/07/2013 | 129,864.00 | 91,112.00 | 38,752.00 |
| 17. WILLIAMS COS INC | VAR | 06/07/2013 | 599.00 | 408.00 | 191.00 |
| 3. WILLIAMS COS INC | 08/16/2011 | 06/07/2013 | 106.00 | 70.00 | 36.00 |
| 7. WILLIAMS COS INC | 08/16/2011 | 06/10/2013 | 245.00 | 163.00 | 82.00 |
| 6. WILLIAMS COS INC | 08/16/2011 | 06/10/2013 | 211.00 | 140.00 | 71.00 |
| 10. WILLIAMS COS INC | 08/16/2011 | 06/10/2013 | 350.00 | 233.00 | 117.00 |
| 7. WILLIAMS COS INC | 08/16/2011 | 06/10/2013 | 245.00 | 163.00 | 82.00 |
| 80000. JPM BREN EAFE 06/12 | 05/25/2012 | 06/12/2013 | 97,440.00 | 80,000.00 | 17,440.00 |
| 66. METLIFE INC | VAR | 06/13/2013 | 2,946.00 | 2,916.00 | 30.00 |
| 28. WILLIAMS COS INC | VAR | 06/13/2013 | 941.00 | 718.00 | 223.00 |
| 28. WILLIAMS COS INC | 01/04/2012 | 06/13/2013 | 938.00 | 749.00 | 189.00 |
| 22. WILLIAMS COS INC | 01/04/2012 | 06/13/2013 | 733.00 | 589.00 | 144.00 |

6b Total. Combine the amounts in column (f). Enter here and on Schedule D, line 6b

Schedule D-1 (Form 1041) 2012

Name of estate or trust as shown on Form 1041 Do not enter name and employer identification number if shown on the other side

Employer identification number

LUCY & EMILY BEASLEY CHARITABLE TRUST

34-1350747

Part II Long-Term Capital Gains and Losses - Assets Held More Than One Year

| (a) Description of property (Example 100 sh. 7% preferred of "Z" Co) | (b) Date acquired (mo., day, yr) | (c) Date sold (mo., day, yr) | (d) Sales price | (e) Cost or other basis (see instructions) | (f) Gain or (loss) Subtract (e) from (d) |
|--|----------------------------------|------------------------------|-----------------|--|--|
| 6a 80000. BNP DELTA ONE MSCI 6/14/13 | 05/25/2012 | 06/14/2013 | 100,799.00 | 80,000.00 | 20,799.00 |
| 80000. HSBC DELTA ONE MSCI 6/14/13 | 05/25/2012 | 06/14/2013 | 100,799.00 | 80,000.00 | 20,799.00 |
| 37.96 FED HOME LN MTG CORP | 03/23/2001 | 06/17/2013 | 38.00 | 39.00 | -1.00 |
| 56.49 FED HOME LN MTG CORP | 06/09/2003 | 06/17/2013 | 56.00 | 59.00 | -3.00 |
| 208.58 FED HOME LN MTG COR | 10/29/2003 | 06/17/2013 | 209.00 | 215.00 | -6.00 |
| 432.45 FED HOME LN MTG COR | 06/08/2005 | 06/17/2013 | 432.00 | 431.00 | 1.00 |
| 145.45 FEDERAL HOME LN MTG MULTICLASS | 12/24/2007 | 06/17/2013 | 145.00 | 150.00 | -5.00 |
| 118.03 FANNIE MAE | 12/19/2007 | 06/17/2013 | 118.00 | 120.00 | -2.00 |
| 1545.84 FREDDIE MAC | 09/08/2010 | 06/17/2013 | 1,546.00 | 1,606.00 | -60.00 |
| 455.14 FEDERAL HOME LN MTG MULTICLASS | 10/22/2007 | 06/17/2013 | 455.00 | 447.00 | 8.00 |
| 300.2 FEDERAL HOME LN MTG MULTICLASS | 09/27/2007 | 06/17/2013 | 300.00 | 297.00 | 3.00 |
| 607.05 FEDERAL HOME LN MTG MULTICLASS | 01/24/2008 | 06/17/2013 | 607.00 | 599.00 | 8.00 |
| 1210.93 FEDERAL HOME LN MT MULTICLASS | 09/09/2005 | 06/17/2013 | 1,211.00 | 1,215.00 | -4.00 |
| 245.18 FEDERAL HOME LN MTG MULTICLASS | 06/15/2007 | 06/17/2013 | 245.00 | 242.00 | 3.00 |
| 288.84 FEDERAL HOME LN MTG MULTICLASS | 09/06/2007 | 06/17/2013 | 289.00 | 288.00 | 1.00 |
| 520.68 FREDDIE MAC | 09/13/2011 | 06/17/2013 | 521.00 | 567.00 | -46.00 |
| 19.08 GNMA POOL NO 462816 | 06/25/2001 | 06/17/2013 | 19.00 | 19.00 | |
| 94.92 GNMA GTD PASS THRU C | 03/04/1999 | 06/17/2013 | 95.00 | 94.00 | 1.00 |
| 57.77 GNMA GTD PASS THRU C | 02/02/1999 | 06/17/2013 | 58.00 | 58.00 | |
| 516.52 TIAA REAL ESTATE CD | 09/14/2011 | 06/17/2013 | 517.00 | 560.00 | -43.00 |
| 279.62 FANNIE MAE | 12/13/2010 | 06/18/2013 | 280.00 | 309.00 | -29.00 |
| 1870.96 HYUNDAI AUTO RECEI | 04/02/2012 | 06/18/2013 | 1,871.00 | 1,881.00 | -10.00 |
| 414.17 GNMA II 2009-55 CL | 12/13/2010 | 06/20/2013 | 414.00 | 430.00 | -16.00 |
| 29. OCCIDENTAL PETE CORP | 08/10/2010 | 06/21/2013 | 2,606.00 | 2,255.00 | 351.00 |
| 6. ALLERGAN INC | 12/21/2011 | 06/24/2013 | 507.00 | 517.00 | -10.00 |

6b Total. Combine the amounts in column (f). Enter here and on Schedule D, line 6b

Schedule D-1 (Form 1041) 2012

Name of estate or trust as shown on Form 1041 Do not enter name and employer identification number if shown on the other side

Employer identification number

LUCY & EMILY BEASLEY CHARITABLE TRUST

34-1350747

Part II Long-Term Capital Gains and Losses - Assets Held More Than One Year

| (a) Description of property (Example 100 sh 7% preferred of "Z" Co) | (b) Date acquired (mo., day, yr) | (c) Date sold (mo., day, yr) | (d) Sales price | (e) Cost or other basis (see instructions) | (f) Gain or (loss) Subtract (e) from (d) |
|---|----------------------------------|------------------------------|-----------------|--|--|
| 6a 3. ALLERGAN INC | 12/21/2011 | 06/24/2013 | 252.00 | 259.00 | -7.00 |
| 8. ALLERGAN INC | 12/21/2011 | 06/24/2013 | 668.00 | 689.00 | -21.00 |
| 6. ALLERGAN INC | 12/21/2011 | 06/24/2013 | 514.00 | 517.00 | -3.00 |
| 5. ALLERGAN INC | 12/21/2011 | 06/24/2013 | 418.00 | 431.00 | -13.00 |
| 1. ALLERGAN INC | 12/21/2011 | 06/24/2013 | 85.00 | 86.00 | -1.00 |
| 4. ALLERGAN INC | 12/21/2011 | 06/24/2013 | 329.00 | 345.00 | -16.00 |
| 3. ALLERGAN INC | 12/21/2011 | 06/24/2013 | 258.00 | 259.00 | -1.00 |
| 4. ALLERGAN INC | 12/21/2011 | 06/25/2013 | 340.00 | 345.00 | -5.00 |
| 11. ALLERGAN INC | 01/19/2012 | 06/25/2013 | 925.00 | 957.00 | -32.00 |
| 475.29 FNMA | 04/28/2011 | 06/25/2013 | 475.00 | 536.00 | -61.00 |
| 160.34 FEDERAL NATL MTG AS PASS | 09/26/2007 | 06/25/2013 | 160.00 | 167.00 | -7.00 |
| 1100.77 FEDERAL NATL MTG A PASS | 04/28/2011 | 06/25/2013 | 1,101.00 | 1,164.00 | -63.00 |
| 1029.28 FNMA | 03/08/2011 | 06/25/2013 | 1,029.00 | 1,124.00 | -95.00 |
| 221.41 FEDERAL NATL MTG AS PASS | 03/03/1999 | 06/25/2013 | 221.00 | 217.00 | 4.00 |
| 5.22 FNMA POOL #630225A 3/01/32 | 03/13/2002 | 06/25/2013 | 5.00 | 5.00 | |
| 141.49 FANNIE MAE | 09/20/2007 | 06/25/2013 | 141.00 | 143.00 | -2.00 |
| 124.91 FEDERAL NATL MTG AS PASS | 10/02/2007 | 06/25/2013 | 125.00 | 125.00 | |
| 503.44 FNMA REMIC 02-62-ZE 11/25/17 | VAR | 06/25/2013 | 503.00 | 472.00 | 31.00 |
| 353.96 FEDERAL NATL MTG AS PASS | 06/19/2006 | 06/25/2013 | 354.00 | 336.00 | 18.00 |
| 335.58 FEDERAL NATL MTG AS PASS | 12/27/2007 | 06/25/2013 | 336.00 | 326.00 | 10.00 |
| 415.91 FNMA REMIC TRUST | 10/16/2007 | 06/25/2013 | 416.00 | 398.00 | 18.00 |
| 320.05 FEDERAL NATL MTG AS PASS | 06/15/2007 | 06/25/2013 | 320.00 | 297.00 | 23.00 |
| 201.44 FEDERAL NATL MTG AS PASS | 09/25/2008 | 06/25/2013 | 201.00 | 176.00 | 25.00 |
| 805.29 FANNIE MAE | VAR | 06/25/2013 | 805.00 | 754.00 | 51.00 |
| 221.09 FEDERAL NATIONAL MO | 03/13/2007 | 06/25/2013 | 221.00 | 212.00 | 9.00 |

6b Total. Combine the amounts in column (f). Enter here and on Schedule D, line 6b

Name of estate or trust as shown on Form 1041 Do not enter name and employer identification number if shown on the other side

Employer identification number

LUCY & EMILY BEASLEY CHARITABLE TRUST

34-1350747

Part II Long-Term Capital Gains and Losses - Assets Held More Than One Year

| (a) Description of property (Example 100 sh 7% preferred of "Z" Co) | (b) Date acquired (mo., day, yr.) | (c) Date sold (mo., day, yr.) | (d) Sales price | (e) Cost or other basis (see instructions) | (f) Gain or (loss) Subtract (e) from (d) |
|---|-----------------------------------|-------------------------------|-----------------|--|--|
| 6a 1344.99 FEDERAL NATL MTG A REMIC PASS | 12/07/2007 | 06/25/2013 | 1,345.00 | 1,274.00 | 71.00 |
| 285.31 FEDERAL NATL MTG AS PASS | 09/12/2003 | 06/25/2013 | 285.00 | 288.00 | -3.00 |
| 74.35 FEDERAL NATL MTG ASS PASS | 03/09/2004 | 06/25/2013 | 74.00 | 76.00 | -2.00 |
| 672.71 FEDERAL NATL MTG AS PASS | 12/18/2003 | 06/25/2013 | 673.00 | 670.00 | 3.00 |
| 72.48 FEDERAL NATL MTG ASS PASS | 09/10/2004 | 06/25/2013 | 72.00 | 74.00 | -2.00 |
| 28.37 FEDERAL NATL MTG ASS PASS | 06/14/2004 | 06/25/2013 | 28.00 | 28.00 | |
| 392. FEDERAL NATL MTG ASSN PASS | 11/28/2005 | 06/25/2013 | 392.00 | 389.00 | 3.00 |
| 91.2 FEDERAL NATL MTG ASSN PASS | 08/17/2006 | 06/25/2013 | 91.00 | 91.00 | |
| 94.55 FEDERAL NATL MTG ASS PASS | 12/16/2005 | 06/25/2013 | 95.00 | 94.00 | 1.00 |
| 429.64 FEDERAL NATL MTG AS PASS | VAR | 06/25/2013 | 430.00 | 442.00 | -12.00 |
| 1. INVESCO LTD SHS | 07/22/2010 | 06/28/2013 | 32.00 | 19.00 | 13.00 |
| 4. INVESCO LTD SHS | 07/22/2010 | 06/28/2013 | 127.00 | 77.00 | 50.00 |
| 3. INVESCO LTD SHS | 07/22/2010 | 06/28/2013 | 96.00 | 58.00 | 38.00 |
| 8. INVESCO LTD SHS | 07/22/2010 | 06/28/2013 | 255.00 | 155.00 | 100.00 |
| 3. INVESCO LTD SHS | 07/22/2010 | 06/28/2013 | 96.00 | 58.00 | 38.00 |
| 5000. TIME WARNER CABLE IN 7/01/13 | 06/16/2008 | 07/01/2013 | 5,000.00 | 4,989.00 | 11.00 |
| 1. INVESCO LTD SHS | 07/22/2010 | 07/01/2013 | 32.00 | 19.00 | 13.00 |
| 2. INVESCO LTD SHS | 07/22/2010 | 07/01/2013 | 64.00 | 39.00 | 25.00 |
| 1. INVESCO LTD SHS | 07/22/2010 | 07/01/2013 | 32.00 | 19.00 | 13.00 |
| 1. INVESCO LTD SHS | 07/22/2010 | 07/01/2013 | 32.00 | 19.00 | 13.00 |
| 2. INVESCO LTD SHS | 07/22/2010 | 07/02/2013 | 63.00 | 39.00 | 24.00 |
| 75000. CS BREN ASIA BASKET | 06/15/2012 | 07/03/2013 | 77,831.00 | 75,000.00 | 2,831.00 |
| 2171.815 IVY GLOBAL NATURA | 06/30/2008 | 07/03/2013 | 37,095.00 | 90,000.00 | -52,905.00 |
| 1. INVESCO LTD SHS | 07/22/2010 | 07/03/2013 | 32.00 | 19.00 | 13.00 |
| 2. INVESCO LTD SHS | 07/22/2010 | 07/05/2013 | 64.00 | 39.00 | 25.00 |

6b Total. Combine the amounts in column (f). Enter here and on Schedule D, line 6b

Name of estate or trust as shown on Form 1041. Do not enter name and employer identification number if shown on the other side

Employer identification number

LUCY & EMILY BEASLEY CHARITABLE TRUST

34-1350747

Part II Long-Term Capital Gains and Losses - Assets Held More Than One Year

| (a) Description of property (Example. 100 sh 7% preferred of "Z" Co) | (b) Date acquired (mo, day, yr) | (c) Date sold (mo, day, yr) | (d) Sales price | (e) Cost or other basis (see instructions) | (f) Gain or (loss) Subtract (e) from (d) |
|--|---------------------------------|-----------------------------|-----------------|--|--|
| 6a 2. INVESCO LTD SHS | 07/22/2010 | 07/08/2013 | 64.00 | 39.00 | 25.00 |
| . TYCO INTL LTD NEW | | 07/09/2013 | 14.00 | | 14.00 |
| 1. INVESCO LTD SHS | 07/22/2010 | 07/09/2013 | 32.00 | 19.00 | 13.00 |
| 5. INVESCO LTD SHS | 07/22/2010 | 07/09/2013 | 160.00 | 97.00 | 63.00 |
| 1. INVESCO LTD SHS | 07/22/2010 | 07/10/2013 | 32.00 | 19.00 | 13.00 |
| 5. INVESCO LTD SHS | 07/22/2010 | 07/10/2013 | 157.00 | 97.00 | 60.00 |
| 10. INVESCO LTD SHS | 07/22/2010 | 07/11/2013 | 321.00 | 193.00 | 128.00 |
| 4. INVESCO LTD SHS | 07/22/2010 | 07/11/2013 | 128.00 | 77.00 | 51.00 |
| 9. PHILIP MORRIS INTERNATI | VAR | 07/12/2013 | 804.00 | 737.00 | 67.00 |
| 2. PHILIP MORRIS INTERNATI | 02/22/2012 | 07/12/2013 | 180.00 | 164.00 | 16.00 |
| 41. TIME WARNER INC | 02/23/2009 | 07/12/2013 | 2,515.00 | 656.00 | 1,859.00 |
| 6. TIME WARNER INC | 01/28/2010 | 07/12/2013 | 369.00 | 162.00 | 207.00 |
| 2. INVESCO LTD SHS | 07/22/2010 | 07/12/2013 | 64.00 | 39.00 | 25.00 |
| 1. INVESCO LTD SHS | 07/22/2010 | 07/12/2013 | 32.00 | 19.00 | 13.00 |
| 16. INVESCO LTD SHS | VAR | 07/12/2013 | 510.00 | 294.00 | 216.00 |
| 20.61 FED HOME LN MTG CORP | 03/23/2001 | 07/15/2013 | 21.00 | 21.00 | |
| 40.03 FED HOME LN MTG CORP | 06/09/2003 | 07/15/2013 | 40.00 | 42.00 | -2.00 |
| 176.78 FED HOME LN MTG COR | 10/29/2003 | 07/15/2013 | 177.00 | 182.00 | -5.00 |
| 158.45 FED HOME LN MTG COR | 06/08/2005 | 07/15/2013 | 158.00 | 158.00 | |
| 206.99 FEDERAL HOME LN MTG MULTICLASS | 12/24/2007 | 07/15/2013 | 207.00 | 213.00 | -6.00 |
| 826.16 FREDDIE MAC | 09/08/2010 | 07/15/2013 | 826.00 | 858.00 | -32.00 |
| 590.36 FEDERAL HOME LN MTG MULTICLASS | 10/22/2007 | 07/15/2013 | 590.00 | 580.00 | 10.00 |
| 296.72 FEDERAL HOME LN MTG MULTICLASS | 09/27/2007 | 07/15/2013 | 297.00 | 294.00 | 3.00 |
| 575.68 FEDERAL HOME LN MTG MULTICLASS | 01/24/2008 | 07/15/2013 | 576.00 | 568.00 | 8.00 |
| 654.1 FREDDIE MAC | 07/02/2012 | 07/15/2013 | 654.00 | 708.00 | -54.00 |

6b Total. Combine the amounts in column (f) Enter here and on Schedule D, line 6b

Name of estate or trust as shown on Form 1041 Do not enter name and employer identification number if shown on the other side
LUCY & EMILY BEASLEY CHARITABLE TRUST

Employer identification number
34-1350747

Part II Long-Term Capital Gains and Losses - Assets Held More Than One Year

| (a) Description of property (Example 100 sh 7% preferred of "Z" Co) | (b) Date acquired (mo, day, yr) | (c) Date sold (mo, day, yr) | (d) Sales price | (e) Cost or other basis (see instructions) | (f) Gain or (loss) Subtract (e) from (d) |
|---|---------------------------------|-----------------------------|-----------------|--|--|
| 6a 1190.59 FEDERAL HOME LN MT MULTICLASS | 09/09/2005 | 07/15/2013 | 1,191.00 | 1,195.00 | -4.00 |
| 239.33 FEDERAL HOME LN MTG MULTICLASS | 06/15/2007 | 07/15/2013 | 239.00 | 236.00 | 3.00 |
| 267.49 FEDERAL HOME LN MTG MULTICLASS | 09/06/2007 | 07/15/2013 | 267.00 | 267.00 | |
| 661.36 FREDDIE MAC | 09/13/2011 | 07/15/2013 | 661.00 | 720.00 | -59.00 |
| 18.87 GNMA POOL NO 462816 | 06/25/2001 | 07/15/2013 | 19.00 | 19.00 | |
| 103.4 GNMA GTD PASS THRU C | 03/04/1999 | 07/15/2013 | 103.00 | 102.00 | 1.00 |
| 58.09 GNMA GTD PASS THRU C | 02/02/1999 | 07/15/2013 | 58.00 | 58.00 | |
| 1796.63 HYUNDAI AUTO RECEI | 04/02/2012 | 07/15/2013 | 1,797.00 | 1,807.00 | -10.00 |
| 20. PHILIP MORRIS INTERNAT | 02/22/2012 | 07/15/2013 | 1,795.00 | 1,639.00 | 156.00 |
| 25. TIME WARNER INC | 01/28/2010 | 07/15/2013 | 1,536.00 | 677.00 | 859.00 |
| 3. TIME WARNER INC | 01/28/2010 | 07/15/2013 | 185.00 | 81.00 | 104.00 |
| 1177.36 WORLD OMNI AUTO RE TRUST | 06/28/2012 | 07/15/2013 | 1,177.00 | 1,192.00 | -15.00 |
| 2. INVESCO LTD SHS | 09/21/2011 | 07/15/2013 | 64.00 | 36.00 | 28.00 |
| 3. INVESCO LTD SHS | 09/21/2011 | 07/15/2013 | 96.00 | 54.00 | 42.00 |
| 1. INVESCO LTD SHS | 09/21/2011 | 07/15/2013 | 32.00 | 18.00 | 14.00 |
| 3. GOOGLE INC | 07/11/2012 | 07/16/2013 | 2,750.00 | 1,711.00 | 1,039.00 |
| 3. GOOGLE INC | 07/11/2012 | 07/16/2013 | 2,754.00 | 1,711.00 | 1,043.00 |
| 27. TIME WARNER INC | 01/28/2010 | 07/16/2013 | 1,652.00 | 731.00 | 921.00 |
| 1. INVESCO LTD SHS | 09/21/2011 | 07/16/2013 | 32.00 | 18.00 | 14.00 |
| 3. INVESCO LTD SHS | 09/21/2011 | 07/16/2013 | 96.00 | 54.00 | 42.00 |
| 2. INVESCO LTD SHS | 09/21/2011 | 07/16/2013 | 64.00 | 36.00 | 28.00 |
| 1. INVESCO LTD SHS | 09/21/2011 | 07/16/2013 | 32.00 | 18.00 | 14.00 |
| 118.47 FANNIE MAE | 12/19/2007 | 07/17/2013 | 118.00 | 121.00 | -3.00 |
| 2. GOOGLE INC | 07/11/2012 | 07/17/2013 | 1,838.00 | 1,141.00 | 697.00 |
| 1. GOOGLE INC | 07/11/2012 | 07/17/2013 | 918.00 | 570.00 | 348.00 |

6b Total. Combine the amounts in column (f). Enter here and on Schedule D, line 6b

Name of estate or trust as shown on Form 1041 Do not enter name and employer identification number if shown on the other side

Employer identification number

LUCY & EMILY BEASLEY CHARITABLE TRUST

34-1350747

Part II Long-Term Capital Gains and Losses - Assets Held More Than One Year

| (a) Description of property (Example 100 sh. 7% preferred of "Z" Co) | (b) Date acquired (mo., day, yr.) | (c) Date sold (mo., day, yr.) | (d) Sales price | (e) Cost or other basis (see instructions) | (f) Gain or (loss) Subtract (e) from (d) |
|--|-----------------------------------|-------------------------------|-----------------|--|--|
| 6a 1. GOOGLE INC | 07/11/2012 | 07/17/2013 | 918.00 | 570.00 | 348.00 |
| 2355.39 TIAA REAL ESTATE C | 09/14/2011 | 07/17/2013 | 2,355.00 | 2,555.00 | -200.00 |
| 2. INVESCO LTD SHS | 09/21/2011 | 07/17/2013 | 64.00 | 36.00 | 28.00 |
| 9. AMAZON COM INC | 09/29/2010 | 07/18/2013 | 2,738.00 | 1,434.00 | 1,304.00 |
| 233.84 FANNIE MAE | 12/13/2010 | 07/18/2013 | 234.00 | 258.00 | -24.00 |
| 3. INVESCO LTD SHS | 09/21/2011 | 07/18/2013 | 97.00 | 54.00 | 43.00 |
| 4. INVESCO LTD SHS | 09/21/2011 | 07/18/2013 | 130.00 | 72.00 | 58.00 |
| 3. INVESCO LTD SHS | 09/21/2011 | 07/18/2013 | 98.00 | 54.00 | 44.00 |
| 1. INVESCO LTD SHS | 09/21/2011 | 07/18/2013 | 33.00 | 18.00 | 15.00 |
| 1. INVESCO LTD SHS | 09/21/2011 | 07/19/2013 | 32.00 | 18.00 | 14.00 |
| 6. INVESCO LTD SHS | 09/21/2011 | 07/19/2013 | 194.00 | 108.00 | 86.00 |
| 1. INVESCO LTD SHS | 09/21/2011 | 07/19/2013 | 32.00 | 18.00 | 14.00 |
| 1. INVESCO LTD SHS | 09/21/2011 | 07/19/2013 | 32.00 | 18.00 | 14.00 |
| 360.07 GNMA II 2009-55 CL | 12/13/2010 | 07/22/2013 | 360.00 | 374.00 | -14.00 |
| 2. INVESCO LTD SHS | 09/21/2011 | 07/22/2013 | 66.00 | 36.00 | 30.00 |
| 1. INVESCO LTD SHS | 09/21/2011 | 07/22/2013 | 33.00 | 18.00 | 15.00 |
| 2. INVESCO LTD SHS | 09/21/2011 | 07/22/2013 | 66.00 | 36.00 | 30.00 |
| 2. INVESCO LTD SHS | 09/21/2011 | 07/22/2013 | 66.00 | 36.00 | 30.00 |
| 1. INVESCO LTD SHS | 09/21/2011 | 07/22/2013 | 33.00 | 18.00 | 15.00 |
| 2. INVESCO LTD SHS | 09/21/2011 | 07/22/2013 | 66.00 | 36.00 | 30.00 |
| 1. INVESCO LTD SHS | 09/21/2011 | 07/22/2013 | 33.00 | 18.00 | 15.00 |
| 435.28 FNMA | 04/28/2011 | 07/25/2013 | 435.00 | 491.00 | -56.00 |
| 209.41 FEDERAL NATL MTG AS PASS | 09/26/2007 | 07/25/2013 | 209.00 | 218.00 | -9.00 |
| 828.91 FEDERAL NATL MTG AS PASS | 04/28/2011 | 07/25/2013 | 829.00 | 877.00 | -48.00 |
| 833.01 FNMA | 03/08/2011 | 07/25/2013 | 833.00 | 910.00 | -77.00 |

6b Total. Combine the amounts in column (f). Enter here and on Schedule D, line 6b

Name of estate or trust as shown on Form 1041. Do not enter name and employer identification number if shown on the other side

Employer identification number

LUCY & EMILY BEASLEY CHARITABLE TRUST

34-1350747

Part II Long-Term Capital Gains and Losses - Assets Held More Than One Year

| (a) Description of property (Example: 100 sh 7% preferred of "Z" Co) | (b) Date acquired (mo., day, yr) | (c) Date sold (mo., day, yr) | (d) Sales price | (e) Cost or other basis (see instructions) | (f) Gain or (loss) Subtract (e) from (d) |
|--|----------------------------------|------------------------------|-----------------|--|--|
| 6a 222.47 FEDERAL NATL MTG AS PASS | 03/03/1999 | 07/25/2013 | 222.00 | 218.00 | 4.00 |
| 5.22 FNMA POOL #630225A 3/01/32 | 03/13/2002 | 07/25/2013 | 5.00 | 5.00 | |
| 119.01 FANNIE MAE | 09/20/2007 | 07/25/2013 | 119.00 | 121.00 | -2.00 |
| 111.65 FEDERAL NATL MTG AS PASS | 10/02/2007 | 07/25/2013 | 112.00 | 112.00 | |
| 420.35 FNMA REMIC 02-62-ZE 11/25/17 | VAR | 07/25/2013 | 420.00 | 394.00 | 26.00 |
| 306.2 FEDERAL NATL MTG ASS PASS | 06/19/2006 | 07/25/2013 | 306.00 | 290.00 | 16.00 |
| 813.35 FEDERAL NATL MTG AS PASS | 12/27/2007 | 07/25/2013 | 813.00 | 790.00 | 23.00 |
| 394.36 FNMA REMIC TRUST | 10/16/2007 | 07/25/2013 | 394.00 | 377.00 | 17.00 |
| 266.95 FEDERAL NATL MTG AS PASS | 06/15/2007 | 07/25/2013 | 267.00 | 248.00 | 19.00 |
| 218.94 FEDERAL NATL MTG AS PASS | 09/25/2008 | 07/25/2013 | 219.00 | 191.00 | 28.00 |
| 728.34 FANNIE MAE | VAR | 07/25/2013 | 728.00 | 682.00 | 46.00 |
| 224.11 FEDERAL NATIONAL MO | 03/13/2007 | 07/25/2013 | 224.00 | 215.00 | 9.00 |
| 1149.45 FEDERAL NATL MTG A REMIC PASS | 12/07/2007 | 07/25/2013 | 1,149.00 | 1,089.00 | 60.00 |
| 33.39 FEDERAL NATL MTG ASS PASS | 09/12/2003 | 07/25/2013 | 33.00 | 34.00 | -1.00 |
| 75.49 FEDERAL NATL MTG ASS PASS | 03/09/2004 | 07/25/2013 | 75.00 | 77.00 | -2.00 |
| 362.79 FEDERAL NATL MTG AS PASS | 12/18/2003 | 07/25/2013 | 363.00 | 361.00 | 2.00 |
| 188.96 FEDERAL NATL MTG AS PASS | 09/10/2004 | 07/25/2013 | 189.00 | 193.00 | -4.00 |
| 25.12 FEDERAL NATL MTG ASS PASS | 06/14/2004 | 07/25/2013 | 25.00 | 25.00 | |
| 99.18 FEDERAL NATL MTG ASS PASS | 11/28/2005 | 07/25/2013 | 99.00 | 98.00 | 1.00 |
| 102.81 FEDERAL NATL MTG AS PASS | 08/17/2006 | 07/25/2013 | 103.00 | 102.00 | 1.00 |
| 80.87 FEDERAL NATL MTG ASS PASS | 12/16/2005 | 07/25/2013 | 81.00 | 80.00 | 1.00 |
| 328.99 FEDERAL NATL MTG AS PASS | VAR | 07/25/2013 | 329.00 | 339.00 | -10.00 |
| . MALLINCKRODT PUB LTD CO | | 07/29/2013 | 11.00 | | 11.00 |
| 7. JOHNSON CTLS INC | 07/28/2010 | 07/30/2013 | 288.00 | 203.00 | 85.00 |
| 2. JOHNSON CTLS INC | 07/28/2010 | 07/30/2013 | 82.00 | 58.00 | 24.00 |

6b Total. Combine the amounts in column (f). Enter here and on Schedule D, line 6b

Name of estate or trust as shown on Form 1041 Do not enter name and employer identification number if shown on the other side.

Employer identification number

LUCY & EMILY BEASLEY CHARITABLE TRUST

34-1350747

Part II Long-Term Capital Gains and Losses - Assets Held More Than One Year

| (a) Description of property (Example 100 sh 7% preferred of "Z" Co) | (b) Date acquired (mo., day, yr.) | (c) Date sold (mo., day, yr.) | (d) Sales price | (e) Cost or other basis (see instructions) | (f) Gain or (loss) Subtract (e) from (d) |
|---|-----------------------------------|-------------------------------|-----------------|--|--|
| 6a 1. JOHNSON CTLS INC | 07/28/2010 | 07/30/2013 | 41.00 | 29.00 | 12.00 |
| 1. JOHNSON CTLS INC | 07/28/2010 | 07/30/2013 | 40.00 | 29.00 | 11.00 |
| 4. JOHNSON CTLS INC | 07/28/2010 | 07/30/2013 | 162.00 | 116.00 | 46.00 |
| 10. JOHNSON CTLS INC | 07/28/2010 | 07/31/2013 | 404.00 | 290.00 | 114.00 |
| 1. JOHNSON CTLS INC | 07/28/2010 | 07/31/2013 | 40.00 | 29.00 | 11.00 |
| 2. JOHNSON CTLS INC | 07/28/2010 | 07/31/2013 | 81.00 | 58.00 | 23.00 |
| 1. JOHNSON CTLS INC | 07/28/2010 | 07/31/2013 | 40.00 | 29.00 | 11.00 |
| 8. JOHNSON CTLS INC | 07/28/2010 | 08/01/2013 | 329.00 | 232.00 | 97.00 |
| 3. JOHNSON CTLS INC | 07/28/2010 | 08/01/2013 | 123.00 | 87.00 | 36.00 |
| 1. JOHNSON CTLS INC | 07/28/2010 | 08/01/2013 | 41.00 | 29.00 | 12.00 |
| 2. CAREFUSION CORPORATION | 04/30/2012 | 08/02/2013 | 72.00 | 52.00 | 20.00 |
| 23. CAREFUSION CORPORATION | VAR | 08/02/2013 | 829.00 | 600.00 | 229.00 |
| 5. CAREFUSION CORPORATION | 05/01/2012 | 08/02/2013 | 182.00 | 131.00 | 51.00 |
| 4. JOHNSON CTLS INC | 07/28/2010 | 08/02/2013 | 165.00 | 116.00 | 49.00 |
| 1. JOHNSON CTLS INC | 07/28/2010 | 08/02/2013 | 41.00 | 29.00 | 12.00 |
| 3671.435 JPMORGAN EMERGING FUND | 07/25/2011 | 08/02/2013 | 80,772.00 | 88,922.00 | -8,150.00 |
| 2. JOHNSON CTLS INC | 07/28/2010 | 08/05/2013 | 82.00 | 58.00 | 24.00 |
| 1. JOHNSON CTLS INC | 07/28/2010 | 08/05/2013 | 41.00 | 29.00 | 12.00 |
| 1. JOHNSON CTLS INC | 07/28/2010 | 08/06/2013 | 40.00 | 29.00 | 11.00 |
| 3. COVIDIEN PLC NEW | 07/25/2011 | 08/08/2013 | 192.00 | 151.00 | 41.00 |
| 1. COVIDIEN PLC NEW | 07/25/2011 | 08/08/2013 | 64.00 | 50.00 | 14.00 |
| 5. APPLE COMPUTER INC | 10/13/2008 | 08/09/2013 | 2,274.00 | 523.00 | 1,751.00 |
| 9. APPLE COMPUTER INC | 10/13/2008 | 08/09/2013 | 4,124.00 | 941.00 | 3,183.00 |
| 2. APPLE COMPUTER INC | 10/13/2008 | 08/09/2013 | 916.00 | 209.00 | 707.00 |
| 6. APPLE COMPUTER INC | 10/13/2008 | 08/09/2013 | 2,740.00 | 628.00 | 2,112.00 |

6b Total. Combine the amounts in column (f). Enter here and on Schedule D, line 6b

Name of estate or trust as shown on Form 1041. Do not enter name and employer identification number if shown on the other side

Employer identification number

LUCY & EMILY BEASLEY CHARITABLE TRUST

34-1350747

Part II Long-Term Capital Gains and Losses - Assets Held More Than One Year

| (a) Description of property (Example 100 sh 7% preferred of "Z" Co) | (b) Date acquired (mo, day, yr) | (c) Date sold (mo, day, yr) | (d) Sales price | (e) Cost or other basis (see instructions) | (f) Gain or (loss) Subtract (e) from (d) |
|---|---------------------------------|-----------------------------|-----------------|--|--|
| 6a 57. VERIZON COMMUNICATIONS | VAR | 08/09/2013 | 2,803.00 | 2,009.00 | 794.00 |
| 1. COVIDIEN PLC NEW | 07/25/2011 | 08/09/2013 | 64.00 | 50.00 | 14.00 |
| 1. COVIDIEN PLC NEW | 07/25/2011 | 08/09/2013 | 64.00 | 50.00 | 14.00 |
| 2. COVIDIEN PLC NEW | 07/25/2011 | 08/09/2013 | 127.00 | 100.00 | 27.00 |
| 2. COVIDIEN PLC NEW | 07/25/2011 | 08/12/2013 | 128.00 | 100.00 | 28.00 |
| 2. COVIDIEN PLC NEW | 07/25/2011 | 08/12/2013 | 128.00 | 100.00 | 28.00 |
| 1. COVIDIEN PLC NEW | 07/25/2011 | 08/13/2013 | 64.00 | 50.00 | 14.00 |
| 2. COVIDIEN PLC NEW | 07/25/2011 | 08/13/2013 | 127.00 | 100.00 | 27.00 |
| 3. COVIDIEN PLC NEW | 07/25/2011 | 08/13/2013 | 191.00 | 151.00 | 40.00 |
| 1. COVIDIEN PLC NEW | 07/25/2011 | 08/14/2013 | 64.00 | 50.00 | 14.00 |
| 2. COVIDIEN PLC NEW | 07/25/2011 | 08/14/2013 | 127.00 | 100.00 | 27.00 |
| 2. COVIDIEN PLC NEW | 07/25/2011 | 08/14/2013 | 127.00 | 100.00 | 27.00 |
| 59. TYCO INTERNATIONAL LTD | 06/02/2010 | 08/14/2013 | 2,034.00 | 1,061.00 | 973.00 |
| 25.01 FED HOME LN MTG CORP | 03/23/2001 | 08/15/2013 | 25.00 | 26.00 | -1.00 |
| 2.93 FED HOME LN MTG CORP | 06/09/2003 | 08/15/2013 | 3.00 | 3.00 | |
| 97.14 FED HOME LN MTG CORP | 10/29/2003 | 08/15/2013 | 97.00 | 100.00 | -3.00 |
| 397.44 FED HOME LN MTG CORP | 06/08/2005 | 08/15/2013 | 397.00 | 396.00 | 1.00 |
| 122.46 FEDERAL HOME LN MTG MULTICLASS | 12/24/2007 | 08/15/2013 | 122.00 | 126.00 | -4.00 |
| 682.66 FEDERAL HOME LN MTG MULTICLASS | 12/09/2008 | 08/15/2013 | 683.00 | 635.00 | 48.00 |
| 1182.32 FREDDIE MAC | 09/08/2010 | 08/15/2013 | 1,182.00 | 1,228.00 | -46.00 |
| 544.45 FEDERAL HOME LN MTG MULTICLASS | 10/22/2007 | 08/15/2013 | 544.00 | 535.00 | 9.00 |
| 293.26 FEDERAL HOME LN MTG MULTICLASS | 09/27/2007 | 08/15/2013 | 293.00 | 290.00 | 3.00 |
| 540.65 FEDERAL HOME LN MTG MULTICLASS | 01/24/2008 | 08/15/2013 | 541.00 | 533.00 | 8.00 |
| 718.13 FREDDIE MAC | 07/02/2012 | 08/15/2013 | 718.00 | 777.00 | -59.00 |
| 1034.87 FEDERAL HOME LN MTG MULTICLASS | 09/09/2005 | 08/15/2013 | 1,035.00 | 1,039.00 | -4.00 |

6b Total. Combine the amounts in column (f). Enter here and on Schedule D, line 6b

Name of estate or trust as shown on Form 1041 Do not enter name and employer identification number if shown on the other side

Employer identification number

LUCY & EMILY BEASLEY CHARITABLE TRUST

34-1350747

Part II Long-Term Capital Gains and Losses - Assets Held More Than One Year

| (a) Description of property (Example 100 sh. 7% preferred of "Z" Co) | (b) Date acquired (mo., day, yr) | (c) Date sold (mo., day, yr) | (d) Sales price | (e) Cost or other basis (see instructions) | (f) Gain or (loss) Subtract (e) from (d) |
|--|----------------------------------|------------------------------|-----------------|--|--|
| 6a 233.62 FEDERAL HOME LN MTG MULTICLASS | 06/15/2007 | 08/15/2013 | 234.00 | 230.00 | 4.00 |
| 241.61 FEDERAL HOME LN MTG MULTICLASS | 09/06/2007 | 08/15/2013 | 242.00 | 241.00 | 1.00 |
| 647.87 FREDDIE MAC | 09/13/2011 | 08/15/2013 | 648.00 | 706.00 | -58.00 |
| 88.3 GNMA POOL NO 462816 | 06/25/2001 | 08/15/2013 | 88.00 | 90.00 | -2.00 |
| 103.96 GNMA GTD PASS THRU | 03/04/1999 | 08/15/2013 | 104.00 | 103.00 | 1.00 |
| 60.66 GNMA GTD PASS THRU C | 02/02/1999 | 08/15/2013 | 61.00 | 61.00 | |
| 1907.07 HYUNDAI AUTO RECEI | 04/02/2012 | 08/15/2013 | 1,907.00 | 1,918.00 | -11.00 |
| 1259.63 WORLD OMNI AUTO RE TRUST | 06/28/2012 | 08/15/2013 | 1,260.00 | 1,276.00 | -16.00 |
| 1. COVIDIEN PLC NEW | 07/25/2011 | 08/15/2013 | 62.00 | 50.00 | 12.00 |
| 16. MALLINCKRODT PUB LTD C | VAR | 08/15/2013 | 689.00 | 588.00 | 101.00 |
| 110. TYCO INTERNATIONAL LT | VAR | 08/15/2013 | 3,757.00 | 2,117.00 | 1,640.00 |
| 32. TYCO INTERNATIONAL LTD | VAR | 08/15/2013 | 1,094.00 | 844.00 | 250.00 |
| 2043.89 TIAA REAL ESTATE C | 09/14/2011 | 08/16/2013 | 2,044.00 | 2,217.00 | -173.00 |
| 52. TYCO INTERNATIONAL LTD | 06/15/2012 | 08/16/2013 | 1,777.00 | 1,382.00 | 395.00 |
| 189.66 FANNIE MAE | 12/19/2007 | 08/19/2013 | 190.00 | 193.00 | -3.00 |
| 421.13 FANNIE MAE | 12/13/2010 | 08/19/2013 | 421.00 | 465.00 | -44.00 |
| 5. COVIDIEN PLC NEW | 07/25/2011 | 08/19/2013 | 305.00 | 251.00 | 54.00 |
| 362.39 GNMA II 2009-55 CL | 12/13/2010 | 08/20/2013 | 362.00 | 376.00 | -14.00 |
| 4. COVIDIEN PLC NEW | 07/25/2011 | 08/20/2013 | 244.00 | 201.00 | 43.00 |
| 2. COVIDIEN PLC NEW | 07/25/2011 | 08/20/2013 | 122.00 | 100.00 | 22.00 |
| 80000. BARC BREN ASIA BASK | 08/03/2012 | 08/21/2013 | 91,200.00 | 80,000.00 | 11,200.00 |
| 2. COVIDIEN PLC NEW | 07/25/2011 | 08/22/2013 | 121.00 | 100.00 | 21.00 |
| 3. COVIDIEN PLC NEW | 08/16/2011 | 08/22/2013 | 182.00 | 150.00 | 32.00 |
| 1. COVIDIEN PLC NEW | 08/16/2011 | 08/23/2013 | 61.00 | 50.00 | 11.00 |
| 2. COVIDIEN PLC NEW | 08/16/2011 | 08/23/2013 | 122.00 | 100.00 | 22.00 |

6b Total. Combine the amounts in column (f). Enter here and on Schedule D, line 6b

Name of estate or trust as shown on Form 1041 Do not enter name and employer identification number if shown on the other side.

Employer identification number

LUCY & EMILY BEASLEY CHARITABLE TRUST

34-1350747

Part II Long-Term Capital Gains and Losses - Assets Held More Than One Year

| (a) Description of property (Example 100 sh 7% preferred of "Z" Co) | (b) Date acquired (mo, day, yr) | (c) Date sold (mo, day, yr) | (d) Sales price | (e) Cost or other basis (see instructions) | (f) Gain or (loss) Subtract (e) from (d) |
|---|---------------------------------|-----------------------------|-----------------|--|--|
| 6a 4. COVIDIEN PLC NEW | 08/16/2011 | 08/23/2013 | 243.00 | 199.00 | 44.00 |
| 632.36 FNMA | 04/28/2011 | 08/26/2013 | 632.00 | 714.00 | -82.00 |
| 100.17 FEDERAL NATL MTG AS PASS | 09/26/2007 | 08/26/2013 | 100.00 | 104.00 | -4.00 |
| 713.59 FEDERAL NATL MTG AS PASS | 04/28/2011 | 08/26/2013 | 714.00 | 755.00 | -41.00 |
| 984.49 FNMA | 03/08/2011 | 08/26/2013 | 984.00 | 1,076.00 | -92.00 |
| 223.54 FEDERAL NATL MTG AS PASS | 03/03/1999 | 08/26/2013 | 224.00 | 219.00 | 5.00 |
| 5.25 FNMA POOL #630225A 3/01/32 | 03/13/2002 | 08/26/2013 | 5.00 | 5.00 | |
| 127.25 FANNIE MAE | 09/20/2007 | 08/26/2013 | 127.00 | 129.00 | -2.00 |
| 274.13 FEDERAL NATL MTG AS PASS | 10/02/2007 | 08/26/2013 | 274.00 | 274.00 | |
| 458.93 FNMA REMIC 02-62-ZE 11/25/17 | VAR | 08/26/2013 | 459.00 | 430.00 | 29.00 |
| 266.79 FEDERAL NATL MTG AS PASS | 06/19/2006 | 08/26/2013 | 267.00 | 253.00 | 14.00 |
| 1109.22 FEDERAL NATL MTG A REMIC PASS | 12/27/2007 | 08/26/2013 | 1,109.00 | 1,077.00 | 32.00 |
| 391.57 FNMA REMIC TRUST | 10/16/2007 | 08/26/2013 | 392.00 | 375.00 | 17.00 |
| 268.29 FEDERAL NATL MTG AS PASS | 06/15/2007 | 08/26/2013 | 268.00 | 249.00 | 19.00 |
| 300.54 FEDERAL NATL MTG AS PASS | 09/25/2008 | 08/26/2013 | 301.00 | 262.00 | 39.00 |
| 596.67 FANNIE MAE | VAR | 08/26/2013 | 597.00 | 559.00 | 38.00 |
| 185.61 FEDERAL NATIONAL MO | 03/13/2007 | 08/26/2013 | 186.00 | 178.00 | 8.00 |
| 1089.15 FEDERAL NATL MTG A REMIC PASS | 12/07/2007 | 08/26/2013 | 1,089.00 | 1,032.00 | 57.00 |
| 40.13 FEDERAL NATL MTG ASS PASS | 09/12/2003 | 08/26/2013 | 40.00 | 41.00 | -1.00 |
| 70.87 FEDERAL NATL MTG ASS PASS | 03/09/2004 | 08/26/2013 | 71.00 | 72.00 | -1.00 |
| 287.84 FEDERAL NATL MTG AS PASS | 12/18/2003 | 08/26/2013 | 288.00 | 287.00 | 1.00 |
| 109.39 FEDERAL NATL MTG AS PASS | 09/10/2004 | 08/26/2013 | 109.00 | 112.00 | -3.00 |
| 792.16 FEDERAL NATL MTG AS PASS | 06/14/2004 | 08/26/2013 | 792.00 | 784.00 | 8.00 |
| 104.03 FEDERAL NATL MTG AS PASS | 11/28/2005 | 08/26/2013 | 104.00 | 103.00 | 1.00 |
| 88.54 FEDERAL NATL MTG ASS PASS | 08/17/2006 | 08/26/2013 | 89.00 | 88.00 | 1.00 |

6b Total. Combine the amounts in column (f). Enter here and on Schedule D, line 6b

Name of estate or trust as shown on Form 1041 Do not enter name and employer identification number if shown on the other side

Employer identification number

LUCY & EMILY BEASLEY CHARITABLE TRUST

34-1350747

Part II Long-Term Capital Gains and Losses - Assets Held More Than One Year

| (a) Description of property (Example: 100 sh 7% preferred of "Z" Co) | (b) Date acquired (mo, day, yr) | (c) Date sold (mo, day, yr) | (d) Sales price | (e) Cost or other basis (see instructions) | (f) Gain or (loss) Subtract (e) from (d) |
|--|---------------------------------|-----------------------------|-----------------|--|--|
| 6a 74.49 FEDERAL NATL MTG ASS PASS | 12/16/2005 | 08/26/2013 | 74.00 | 74.00 | |
| 334.92 FEDERAL NATL MTG AS PASS | VAR | 08/26/2013 | 335.00 | 345.00 | -10.00 |
| 1. COVIDIEN PLC NEW | 08/16/2011 | 08/26/2013 | 61.00 | 50.00 | 11.00 |
| 1. COVIDIEN PLC NEW | 08/16/2011 | 08/26/2013 | 61.00 | 50.00 | 11.00 |
| 2. COVIDIEN PLC NEW | 08/16/2011 | 08/26/2013 | 122.00 | 100.00 | 22.00 |
| 4000. HEWLETT PACKARD CO | 09/13/2011 | 08/27/2013 | 3,846.00 | 3,993.00 | -147.00 |
| 1. COVIDIEN PLC NEW | 08/16/2011 | 08/27/2013 | 60.00 | 50.00 | 10.00 |
| 2. COVIDIEN PLC NEW | 08/16/2011 | 08/27/2013 | 120.00 | 100.00 | 20.00 |
| . WASHINGTON MUT INC | | 08/28/2013 | 125.00 | | 125.00 |
| 3. COVIDIEN PLC NEW | 08/16/2011 | 08/28/2013 | 180.00 | 150.00 | 30.00 |
| 1. COVIDIEN PLC NEW | 08/16/2011 | 08/28/2013 | 60.00 | 50.00 | 10.00 |
| . INTERNATIONAL GAME TECHN | | 08/29/2013 | 20.00 | | 20.00 |
| 1. COVIDIEN PLC NEW | 08/16/2011 | 08/29/2013 | 60.00 | 50.00 | 10.00 |
| 5. COVIDIEN PLC NEW | 08/16/2011 | 08/29/2013 | 301.00 | 249.00 | 52.00 |
| . LEHMAN BROS HLDGS INC | | 08/30/2013 | 160.00 | | 160.00 |
| 1. COVIDIEN PLC NEW | 08/16/2011 | 08/30/2013 | 59.00 | 50.00 | 9.00 |
| 56. CARDINAL HEALTH INC | 07/02/2010 | 09/03/2013 | 2,817.00 | 1,906.00 | 911.00 |
| 32. CARDINAL HEALTH INC | VAR | 09/03/2013 | 1,606.00 | 1,071.00 | 535.00 |
| 13. CARDINAL HEALTH INC | 08/09/2010 | 09/03/2013 | 652.00 | 430.00 | 222.00 |
| 55. VERIZON COMMUNICATIONS | 02/27/2008 | 09/03/2013 | 2,517.00 | 1,880.00 | 637.00 |
| 6. COVIDIEN PLC NEW | 08/16/2011 | 09/03/2013 | 358.00 | 299.00 | 59.00 |
| 2. COVIDIEN PLC NEW | 08/16/2011 | 09/03/2013 | 119.00 | 100.00 | 19.00 |
| 33. CARDINAL HEALTH INC | 08/09/2010 | 09/04/2013 | 1,665.00 | 1,092.00 | 573.00 |
| 4. CARDINAL HEALTH INC | 08/09/2010 | 09/04/2013 | 201.00 | 132.00 | 69.00 |
| 2. CARDINAL HEALTH INC | 08/09/2010 | 09/04/2013 | 101.00 | 66.00 | 35.00 |

6b Total. Combine the amounts in column (f). Enter here and on Schedule D, line 6b

Name of estate or trust as shown on Form 1041 Do not enter name and employer identification number if shown on the other side

Employer identification number

LUCY & EMILY BEASLEY CHARITABLE TRUST

34-1350747

Part II Long-Term Capital Gains and Losses - Assets Held More Than One Year

| (a) Description of property (Example 100 sh. 7% preferred of "Z" Co) | (b) Date acquired (mo., day, yr.) | (c) Date sold (mo., day, yr.) | (d) Sales price | (e) Cost or other basis (see instructions) | (f) Gain or (loss) Subtract (e) from (d) |
|--|-----------------------------------|-------------------------------|-----------------|--|--|
| 6a 2. COVIDIEN PLC NEW | 08/16/2011 | 09/04/2013 | 121.00 | 100.00 | 21.00 |
| 3. COVIDIEN PLC NEW | 08/16/2011 | 09/04/2013 | 183.00 | 150.00 | 33.00 |
| 1. COVIDIEN PLC NEW | 08/16/2011 | 09/04/2013 | 60.00 | 50.00 | 10.00 |
| 11. COVIDIEN PLC NEW | VAR | 09/04/2013 | 667.00 | 583.00 | 84.00 |
| 1. COVIDIEN PLC NEW | 07/27/2012 | 09/04/2013 | 60.00 | 55.00 | 5.00 |
| 1. COVIDIEN PLC NEW | 07/27/2012 | 09/04/2013 | 60.00 | 55.00 | 5.00 |
| 39. CARDINAL HEALTH INC | VAR | 09/05/2013 | 1,965.00 | 1,391.00 | 574.00 |
| 3. COVIDIEN PLC NEW | 07/27/2012 | 09/05/2013 | 182.00 | 164.00 | 18.00 |
| 1. COVIDIEN PLC NEW | 07/27/2012 | 09/05/2013 | 61.00 | 55.00 | 6.00 |
| 5. COVIDIEN PLC NEW | 07/27/2012 | 09/06/2013 | 304.00 | 274.00 | 30.00 |
| 5. COVIDIEN PLC NEW | 07/27/2012 | 09/09/2013 | 304.00 | 274.00 | 30.00 |
| 1. COVIDIEN PLC NEW | 07/27/2012 | 09/09/2013 | 61.00 | 55.00 | 6.00 |
| 3. COVIDIEN PLC NEW | 07/27/2012 | 09/09/2013 | 183.00 | 164.00 | 19.00 |
| 4. COVIDIEN PLC NEW | 07/27/2012 | 09/10/2013 | 245.00 | 219.00 | 26.00 |
| 2. COVIDIEN PLC NEW | 07/27/2012 | 09/10/2013 | 123.00 | 110.00 | 13.00 |
| 5. APPLE COMPUTER INC | 10/13/2008 | 09/11/2013 | 2,342.00 | 523.00 | 1,819.00 |
| 2. CELGENE CORP. | 05/24/2010 | 09/11/2013 | 295.00 | 111.00 | 184.00 |
| 1. CELGENE CORP. | 05/24/2010 | 09/11/2013 | 149.00 | 55.00 | 94.00 |
| 12. CELGENE CORP. | 05/24/2010 | 09/11/2013 | 1,786.00 | 665.00 | 1,121.00 |
| 1. COVIDIEN PLC NEW | 07/27/2012 | 09/11/2013 | 62.00 | 55.00 | 7.00 |
| 2. COVIDIEN PLC NEW | 07/27/2012 | 09/11/2013 | 124.00 | 110.00 | 14.00 |
| 11404.706 JPMORGAN INTERNA CURRENCY | 11/18/2009 | 09/12/2013 | 125,908.00 | 124,368.00 | 1,540.00 |
| 5. COVIDIEN PLC NEW | 07/27/2012 | 09/12/2013 | 308.00 | 274.00 | 34.00 |
| 3. COVIDIEN PLC NEW | 07/27/2012 | 09/12/2013 | 184.00 | 164.00 | 20.00 |
| 1. COVIDIEN PLC NEW | 07/27/2012 | 09/12/2013 | 61.00 | 55.00 | 6.00 |

6b Total. Combine the amounts in column (f). Enter here and on Schedule D, line 6b

Name of estate or trust as shown on Form 1041 Do not enter name and employer identification number if shown on the other side.

Employer identification number

LUCY & EMILY BEASLEY CHARITABLE TRUST

34-1350747

Part II Long-Term Capital Gains and Losses - Assets Held More Than One Year

| (a) Description of property (Example 100 sh 7% preferred of "Z" Co) | (b) Date acquired (mo, day, yr) | (c) Date sold (mo, day, yr) | (d) Sales price | (e) Cost or other basis (see instructions) | (f) Gain or (loss) Subtract (e) from (d) |
|---|---------------------------------|-----------------------------|-----------------|--|--|
| 6a 25. COSTCO WHSL CORP NEW | 06/15/2012 | 09/13/2013 | 2,931.00 | 2,277.00 | 654.00 |
| 6. COSTCO WHSL CORP NEW | 06/15/2012 | 09/13/2013 | 708.00 | 547.00 | 161.00 |
| 1. COVIDIEN PLC NEW | 07/27/2012 | 09/13/2013 | 61.00 | 55.00 | 6.00 |
| 1. COVIDIEN PLC NEW | 07/27/2012 | 09/13/2013 | 61.00 | 55.00 | 6.00 |
| 24. COSTCO WHSL CORP NEW | 06/15/2012 | 09/16/2013 | 2,834.00 | 2,186.00 | 648.00 |
| 25.72 FED HOME LN MTG CORP | 03/23/2001 | 09/16/2013 | 26.00 | 27.00 | -1.00 |
| 59.08 FED HOME LN MTG CORP | 06/09/2003 | 09/16/2013 | 59.00 | 61.00 | -2.00 |
| 192.38 FED HOME LN MTG COR | 10/29/2003 | 09/16/2013 | 192.00 | 198.00 | -6.00 |
| 90.79 FED HOME LN MTG CORP | 06/08/2005 | 09/16/2013 | 91.00 | 91.00 | |
| 120.71 FEDERAL HOME LN MTG MULTICLASS | 12/24/2007 | 09/16/2013 | 121.00 | 124.00 | -3.00 |
| 17.16 FHLMC REMIC 2569 CL | 09/12/2011 | 09/16/2013 | 17.00 | 19.00 | -2.00 |
| 400.79 FREDDIE MAC | 09/08/2010 | 09/16/2013 | 401.00 | 416.00 | -15.00 |
| 428.1 FEDERAL HOME LN MTG MULTICLASS | 10/22/2007 | 09/16/2013 | 428.00 | 420.00 | 8.00 |
| 289.8 FEDERAL HOME LN MTG MULTICLASS | 09/27/2007 | 09/16/2013 | 290.00 | 287.00 | 3.00 |
| 804.06 FEDERAL HOME LN MTG MULTICLASS | 01/24/2008 | 09/16/2013 | 804.00 | 793.00 | 11.00 |
| 616.74 FREDDIE MAC | 07/02/2012 | 09/16/2013 | 617.00 | 668.00 | -51.00 |
| 1041.05 FEDERAL HOME LN MT MULTICLASS | 09/09/2005 | 09/16/2013 | 1,041.00 | 1,045.00 | -4.00 |
| 228.04 FEDERAL HOME LN MTG MULTICLASS | 06/15/2007 | 09/16/2013 | 228.00 | 225.00 | 3.00 |
| 235.57 FEDERAL HOME LN MTG MULTICLASS | 09/06/2007 | 09/16/2013 | 236.00 | 235.00 | 1.00 |
| 461.31 FREDDIE MAC | 09/13/2011 | 09/16/2013 | 461.00 | 503.00 | -42.00 |
| 99.69 GNMA POOL NO 462816 | 06/25/2001 | 09/16/2013 | 100.00 | 102.00 | -2.00 |
| 96.56 GNMA GTD PASS THRU C | 03/04/1999 | 09/16/2013 | 97.00 | 96.00 | 1.00 |
| 40.77 GNMA GTD PASS THRU C | 02/02/1999 | 09/16/2013 | 41.00 | 41.00 | |
| 1148.63 WORLD OMNI AUTO RE TRUST | 06/28/2012 | 09/16/2013 | 1,149.00 | 1,163.00 | -14.00 |
| 178.59 FANNIE MAE | 12/19/2007 | 09/17/2013 | 179.00 | 182.00 | -3.00 |

6b Total. Combine the amounts in column (f). Enter here and on Schedule D, line 6b

Name of estate or trust as shown on Form 1041 Do not enter name and employer identification number if shown on the other side
LUCY & EMILY BEASLEY CHARITABLE TRUST

Employer identification number
34-1350747

Part II Long-Term Capital Gains and Losses - Assets Held More Than One Year

| (a) Description of property (Example 100 sh 7% preferred of "Z" Co) | (b) Date acquired (mo, day, yr) | (c) Date sold (mo, day, yr) | (d) Sales price | (e) Cost or other basis (see instructions) | (f) Gain or (loss) Subtract (e) from (d) |
|---|---------------------------------|-----------------------------|-----------------|--|--|
| 6a 1012.73 FEDERAL HOME LN MT MULTICLASS | 12/09/2008 | 09/17/2013 | 1,013.00 | 942.00 | 71.00 |
| 1678.08 TIAA REAL ESTATE C | 09/14/2011 | 09/17/2013 | 1,678.00 | 1,821.00 | -143.00 |
| 222.07 FANNIE MAE | 12/13/2010 | 09/18/2013 | 222.00 | 245.00 | -23.00 |
| 1726.99 HYUNDAI AUTO RECEI | 04/02/2012 | 09/18/2013 | 1,727.00 | 1,737.00 | -10.00 |
| 3. APPLE COMPUTER INC | 11/03/2009 | 09/19/2013 | 1,420.00 | 564.00 | 856.00 |
| 55000. BARC 93% PPN BRIC B 9/19/13 | 09/16/2011 | 09/19/2013 | 51,150.00 | 57,340.00 | -6,190.00 |
| 143. LENNAR CORP | VAR | 09/19/2013 | 5,185.00 | 2,384.00 | 2,801.00 |
| 1. TD AMERITRADE HOLDING C | 08/19/2010 | 09/19/2013 | 27.00 | 16.00 | 11.00 |
| 9. TD AMERITRADE HOLDING C | 08/19/2010 | 09/19/2013 | 239.00 | 143.00 | 96.00 |
| 14. TD AMERITRADE HOLDING | 08/19/2010 | 09/19/2013 | 371.00 | 223.00 | 148.00 |
| 3. TD AMERITRADE HOLDING C | 08/19/2010 | 09/19/2013 | 79.00 | 48.00 | 31.00 |
| 4. TD AMERITRADE HOLDING C | 08/19/2010 | 09/19/2013 | 106.00 | 64.00 | 42.00 |
| 3. TD AMERITRADE HOLDING C | 08/19/2010 | 09/19/2013 | 79.00 | 48.00 | 31.00 |
| 1. ENSCO PLC | 07/03/2012 | 09/19/2013 | 56.00 | 49.00 | 7.00 |
| 5. ENSCO PLC | 07/03/2012 | 09/19/2013 | 278.00 | 243.00 | 35.00 |
| 5. ENSCO PLC | 07/03/2012 | 09/19/2013 | 277.00 | 243.00 | 34.00 |
| 5. APPLE COMPUTER INC | 11/03/2009 | 09/20/2013 | 2,361.00 | 939.00 | 1,422.00 |
| 290.76 GNMA II 2009-55 CL | 12/13/2010 | 09/20/2013 | 291.00 | 302.00 | -11.00 |
| 1. TD AMERITRADE HOLDING C | 08/19/2010 | 09/20/2013 | 27.00 | 16.00 | 11.00 |
| 2. TD AMERITRADE HOLDING C | 08/19/2010 | 09/20/2013 | 53.00 | 32.00 | 21.00 |
| 18. TD AMERITRADE HOLDING | 08/19/2010 | 09/20/2013 | 479.00 | 286.00 | 193.00 |
| 17. ENSCO PLC | 07/03/2012 | 09/20/2013 | 935.00 | 826.00 | 109.00 |
| 302.58 FNMA | 04/28/2011 | 09/25/2013 | 303.00 | 342.00 | -39.00 |
| 159.19 FEDERAL NATL MTG AS PASS | 09/26/2007 | 09/25/2013 | 159.00 | 166.00 | -7.00 |
| 620.66 FEDERAL NATL MTG AS PASS | 04/28/2011 | 09/25/2013 | 621.00 | 657.00 | -36.00 |

6b Total. Combine the amounts in column (f). Enter here and on Schedule D, line 6b

Name of estate or trust as shown on Form 1041. Do not enter name and employer identification number if shown on the other side

Employer identification number

LUCY & EMILY BEASLEY CHARITABLE TRUST

34-1350747

Part II Long-Term Capital Gains and Losses - Assets Held More Than One Year

| (a) Description of property (Example 100 sh 7% preferred of "Z" Co) | (b) Date acquired (mo., day, yr) | (c) Date sold (mo., day, yr) | (d) Sales price | (e) Cost or other basis (see instructions) | (f) Gain or (loss) Subtract (e) from (d) |
|---|----------------------------------|------------------------------|-----------------|--|--|
| 6a 889.12 FNMA | 03/08/2011 | 09/25/2013 | 889.00 | 971.00 | -82.00 |
| 319.68 FEDERAL NATL MTG AS PASS | 03/03/1999 | 09/25/2013 | 320.00 | 314.00 | 6.00 |
| 5.28 FNMA POOL #630225A 3/01/32 | 03/13/2002 | 09/25/2013 | 5.00 | 5.00 | |
| 117.52 FANNIE MAE | 09/20/2007 | 09/25/2013 | 118.00 | 119.00 | -1.00 |
| 129.46 FEDERAL NATL MTG AS PASS | 10/02/2007 | 09/25/2013 | 129.00 | 129.00 | |
| 509.11 FNMA REMIC 02-62-ZE 11/25/17 | VAR | 09/25/2013 | 509.00 | 477.00 | 32.00 |
| 288.49 FEDERAL NATL MTG AS PASS | 06/19/2006 | 09/25/2013 | 288.00 | 274.00 | 14.00 |
| 649.14 FEDERAL NATL MTG AS PASS | 12/27/2007 | 09/25/2013 | 649.00 | 630.00 | 19.00 |
| 263.64 FNMA REMIC TRUST | 10/16/2007 | 09/25/2013 | 264.00 | 252.00 | 12.00 |
| 224.14 FEDERAL NATL MTG AS PASS | 06/15/2007 | 09/25/2013 | 224.00 | 208.00 | 16.00 |
| 181.24 FEDERAL NATL MTG AS PASS | 09/25/2008 | 09/25/2013 | 181.00 | 158.00 | 23.00 |
| 589.29 FANNIE MAE | VAR | 09/25/2013 | 589.00 | 552.00 | 37.00 |
| 157.82 FEDERAL NATIONAL MO | 03/13/2007 | 09/25/2013 | 158.00 | 151.00 | 7.00 |
| 916.09 FEDERAL NATL MTG AS PASS | 12/07/2007 | 09/25/2013 | 916.00 | 868.00 | 48.00 |
| 1013.65 FEDERAL NATL MTG A PASS | 09/12/2003 | 09/25/2013 | 1,014.00 | 1,025.00 | -11.00 |
| 66.99 FEDERAL NATL MTG ASS PASS | 03/09/2004 | 09/25/2013 | 67.00 | 68.00 | -1.00 |
| 316.32 FEDERAL NATL MTG AS PASS | 12/18/2003 | 09/25/2013 | 316.00 | 315.00 | 1.00 |
| 110.18 FEDERAL NATL MTG AS PASS | 09/10/2004 | 09/25/2013 | 110.00 | 112.00 | -2.00 |
| 29.22 FEDERAL NATL MTG ASS PASS | 06/14/2004 | 09/25/2013 | 29.00 | 29.00 | |
| 360.78 FEDERAL NATL MTG AS PASS | 11/28/2005 | 09/25/2013 | 361.00 | 358.00 | 3.00 |
| 89.22 FEDERAL NATL MTG ASS PASS | 08/17/2006 | 09/25/2013 | 89.00 | 89.00 | |
| 77.95 FEDERAL NATL MTG ASS PASS | 12/16/2005 | 09/25/2013 | 78.00 | 78.00 | |
| 278.2 FEDERAL NATL MTG ASS PASS | VAR | 09/25/2013 | 278.00 | 286.00 | -8.00 |
| 6371.28 JPMORGAN REALTY IN | 07/18/2011 | 09/26/2013 | 75,627.00 | 67,217.00 | 8,410.00 |
| 17. ADOBE SYS INC | 08/03/2012 | 09/27/2013 | 883.00 | 543.00 | 340.00 |

6b Total. Combine the amounts in column (f). Enter here and on Schedule D, line 6b

Name of estate or trust as shown on Form 1041 Do not enter name and employer identification number if shown on the other side

Employer identification number

LUCY & EMILY BEASLEY CHARITABLE TRUST

34-1350747

Part II Long-Term Capital Gains and Losses - Assets Held More Than One Year

| (a) Description of property (Example: 100 sh 7% preferred of "Z" Co) | (b) Date acquired (mo., day, yr.) | (c) Date sold (mo., day, yr.) | (d) Sales price | (e) Cost or other basis (see instructions) | (f) Gain or (loss) Subtract (e) from (d) |
|--|-----------------------------------|-------------------------------|-----------------|--|--|
| 6a 10. ALLERGAN INC | 01/19/2012 | 09/27/2013 | 910.00 | 870.00 | 40.00 |
| 4. AMAZON COM INC | 09/29/2010 | 09/27/2013 | 1,266.00 | 637.00 | 629.00 |
| 12. ANADARKO PETE CORP | VAR | 09/27/2013 | 1,134.00 | 808.00 | 326.00 |
| 7. APPLE COMPUTER INC | 11/03/2009 | 09/27/2013 | 3,376.00 | 1,315.00 | 2,061.00 |
| 2. AUTOZONE INC | 08/18/2011 | 09/27/2013 | 845.00 | 573.00 | 272.00 |
| 165. BANK OF AMERICA CORPO | VAR | 09/27/2013 | 2,298.00 | 2,189.00 | 109.00 |
| 7. BIOGEN IDEC INC | 06/17/2010 | 09/27/2013 | 1,712.00 | 342.00 | 1,370.00 |
| 37. CSX CORP | 05/25/2012 | 09/27/2013 | 955.00 | 794.00 | 161.00 |
| 9. CELGENE CORP. | 05/24/2010 | 09/27/2013 | 1,386.00 | 499.00 | 887.00 |
| 41. CITIGROUP INC NEW | 06/13/2011 | 09/27/2013 | 2,008.00 | 1,588.00 | 420.00 |
| 8. CITRIX SYS INC | 09/28/2011 | 09/27/2013 | 567.00 | 464.00 | 103.00 |
| 48. COMCAST CORP NEW CL A | 12/07/2009 | 09/27/2013 | 2,146.00 | 815.00 | 1,331.00 |
| 7. EOG RESOURCES INC | 01/19/2012 | 09/27/2013 | 1,193.00 | 741.00 | 452.00 |
| 22. EMERSON ELEC CO | 02/28/2012 | 09/27/2013 | 1,427.00 | 1,111.00 | 316.00 |
| 20. EXXON MOBIL CORP | VAR | 09/27/2013 | 1,737.00 | 1,546.00 | 191.00 |
| 29. FLUOR CORP | 07/18/2012 | 09/27/2013 | 2,058.00 | 1,425.00 | 633.00 |
| 18. GENERAL MLS INC | 04/12/2012 | 09/27/2013 | 865.00 | 697.00 | 168.00 |
| 41. GENERAL MOTORS CO | 12/07/2010 | 09/27/2013 | 1,485.00 | 1,418.00 | 67.00 |
| 3. GOOGLE INC | 07/11/2012 | 09/27/2013 | 2,630.00 | 1,711.00 | 919.00 |
| 25. HOME DEPOT INC | 09/29/2011 | 09/27/2013 | 1,898.00 | 845.00 | 1,053.00 |
| 26. HONEYWELL INTL INC | 03/22/2010 | 09/27/2013 | 2,173.00 | 1,133.00 | 1,040.00 |
| 20. HUMANA INC | 05/20/2011 | 09/27/2013 | 1,880.00 | 1,598.00 | 282.00 |
| 24. JOHNSON CTLS INC | VAR | 09/27/2013 | 1,020.00 | 723.00 | 297.00 |
| 41. LOWES COS INC | 08/04/2011 | 09/27/2013 | 1,958.00 | 837.00 | 1,121.00 |
| 58. MASCO CORP | 07/30/2012 | 09/27/2013 | 1,223.00 | 768.00 | 455.00 |

6b Total. Combine the amounts in column (f). Enter here and on Schedule D, line 6b

Name of estate or trust as shown on Form 1041 Do not enter name and employer identification number if shown on the other side

Employer identification number

LUCY & EMILY BEASLEY CHARITABLE TRUST

34-1350747

Part II Long-Term Capital Gains and Losses - Assets Held More Than One Year

| (a) Description of property (Example 100 sh 7% preferred of "Z" Co) | (b) Date acquired (mo., day, yr) | (c) Date sold (mo., day, yr) | (d) Sales price | (e) Cost or other basis (see instructions) | (f) Gain or (loss) Subtract (e) from (d) |
|---|----------------------------------|------------------------------|-----------------|--|--|
| 6a 3. MASTERCARD INC - CLASS | 05/05/2009 | 09/27/2013 | 2,041.00 | 548.00 | 1,493.00 |
| 19. MERCK & CO INC | 08/16/2011 | 09/27/2013 | 906.00 | 607.00 | 299.00 |
| 43. METLIFE INC | 03/03/2011 | 09/27/2013 | 2,028.00 | 1,932.00 | 96.00 |
| 173. MICROSOFT CORP | 08/06/2008 | 09/27/2013 | 5,757.00 | 4,665.00 | 1,092.00 |
| 35. MONDELEZ INTERNATIONAL | 08/16/2011 | 09/27/2013 | 1,113.00 | 780.00 | 333.00 |
| 21. OCCIDENTAL PETE CORP | 08/10/2010 | 09/27/2013 | 1,979.00 | 1,633.00 | 346.00 |
| 73. ORACLE CORP | VAR | 09/27/2013 | 2,463.00 | 1,733.00 | 730.00 |
| 32. PACCAR INC | 03/12/2009 | 09/27/2013 | 1,782.00 | 733.00 | 1,049.00 |
| 13. PEPSICO INC | 07/31/2012 | 09/27/2013 | 1,043.00 | 945.00 | 98.00 |
| 13. PHILIP MORRIS INTERNAT | 02/22/2012 | 09/27/2013 | 1,135.00 | 1,065.00 | 70.00 |
| 19. PROCTER & GAMBLE CO | 03/27/2008 | 09/27/2013 | 1,468.00 | 1,323.00 | 145.00 |
| 23. QUALCOMM INC | 03/24/2010 | 09/27/2013 | 1,548.00 | 924.00 | 624.00 |
| 10463.339 T ROWE PRICE OVE FUND | 02/09/2011 | 09/27/2013 | 102,122.00 | 91,450.00 | 10,672.00 |
| 9. SCHLUMBERGER LTD | VAR | 09/27/2013 | 799.00 | 751.00 | 48.00 |
| 20. TD AMERITRADE HOLDING | 08/19/2010 | 09/27/2013 | 526.00 | 318.00 | 208.00 |
| 14. TARGET CORP | VAR | 09/27/2013 | 894.00 | 917.00 | -23.00 |
| 53. TIME WARNER INC | VAR | 09/27/2013 | 3,511.00 | 1,493.00 | 2,018.00 |
| 34. UNITED TECHNOLOGIES CO | 03/27/2008 | 09/27/2013 | 3,722.00 | 2,372.00 | 1,350.00 |
| 33. UNITEDHEALTH GROUP INC | 12/02/2010 | 09/27/2013 | 2,377.00 | 1,250.00 | 1,127.00 |
| 23. VERIZON COMMUNICATIONS | 02/27/2008 | 09/27/2013 | 1,078.00 | 786.00 | 292.00 |
| 7. VERTEX PHARMACEUTICALS | 12/15/2011 | 09/27/2013 | 533.00 | 220.00 | 313.00 |
| 79. WELLS FARGO & CO NEW | VAR | 09/27/2013 | 3,291.00 | 2,102.00 | 1,189.00 |
| 21. WILLIAMS COS INC | 01/04/2012 | 09/27/2013 | 760.00 | 562.00 | 198.00 |
| 34. YUM BRANDS INC | 09/18/2009 | 09/27/2013 | 2,451.00 | 1,180.00 | 1,271.00 |
| 12. ENSCO PLC | 07/03/2012 | 09/27/2013 | 654.00 | 583.00 | 71.00 |

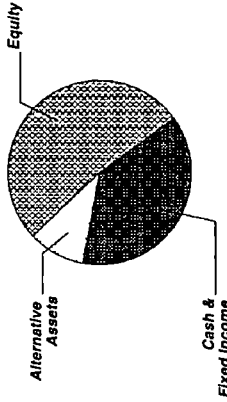
6b Total. Combine the amounts in column (f). Enter here and on Schedule D, line 6b



LUCY & EMILY BEASLEY CHARITABLE TR ACCT. X15913522
For the Period 9/1/13 to 9/30/13

Account Summary

| Asset Allocation | Beginning Market Value | Ending Market Value | Change In Value | Estimated Annual Income | Current Allocation |
|-----------------------------------|------------------------|-----------------------|-----------------------|-------------------------|--------------------|
| Equity | 3,988,072.50 | 4,189,409.66 | 201,337.16 | 45,564.99 | 52% |
| Alternative Assets | 764,349.88 | 723,181.72 | (41,168.16) | 7,001.58 | 10% |
| Cash & Fixed Income | 3,335,956.54 | 3,018,903.09 | (317,053.45) | 113,007.74 | 38% |
| Market Value | \$8,088,378.92 | \$7,931,494.47 | (\$156,884.45) | \$165,574.31 | 100% |
| Accruals | 21,211.55 | 20,740.34 | (471.21) | | |
| Market Value with Accruals | \$8,109,590.47 | \$7,952,234.81 | (\$157,355.66) | | |



Portfolio Activity

| | Current Period Value | Year-to-Date Value |
|--------------------------------------|-----------------------|-----------------------|
| Beginning Market Value | 8,088,378.92 | 7,788,821.96 |
| Contributions | | 10,000.00 |
| Withdrawals & Fees | (365,322.39) | (524,184.32) |
| Securities Transferred In | 229.79 | 9,674.06 |
| Securities Transferred Out | | (8,591.25) |
| Net Contributions/Withdrawals | (\$365,092.60) | (\$513,101.51) |
| Income & Distributions | 13,143.91 | 172,637.19 |
| Change In Investment Value | 195,064.24 | 483,136.83 |
| Ending Market Value | \$7,931,494.47 | \$7,931,494.47 |
| Accruals | 20,740.34 | 20,740.34 |
| Market Value with Accruals | \$7,952,234.81 | \$7,952,234.81 |



LUCY & EMILY BEASLEY CHARITABLE TR ACCT. X15913522
For the Period 9/1/13 to 9/30/13

Account Summary CONTINUED

| Tax Summary | Current Period Value | Year-to-Date Value |
|----------------------------------|-------------------------|-----------------------|
| Domestic Dividends/Distributions | 4,097.27 | 54,440.63 |
| Foreign Dividends | 285.49 | 4,092.08 |
| Interest Income | 8,634.58 | 110,571.84 |
| Ordinary Income | | 2,753.23 |
| Original Issue Discount | 273.10 | 3,631.30 |
| Accrued Interest Current Year | (119.20) | (2,788.08) |
| Accrued Interest Subsequent Year | (27.33) | (63.81) |
| Taxable Income | \$13,143.91 | \$172,637.19 |

| Cost Summary | Cost |
|---------------------|-----------------------|
| Equity | 3,508,395.54 |
| Cash & Fixed Income | 2,950,953.69 |
| Total | \$6,459,349.23 |

| | Current Period Value | Year-to-Date Value |
|-------------------------------|-------------------------|---------------------------------------|
| LT Capital Gain Distributions | | 3,912.15 |
| ST Realized Gain/Loss | 2,632.87 | 10,854.89 |
| LT Realized Gain/Loss | 60,156.02 | 374,579.41 |
| Realized Gain/Loss | \$62,788.89 | \$389,346.45 |
| Unrealized Gain/Loss | | To-Date Value \$728,957.37 |

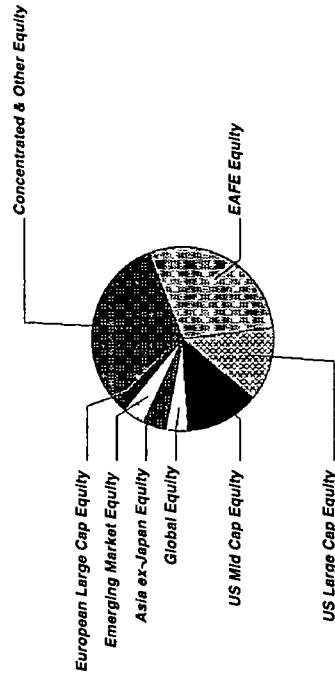


LUCY & EMILY BEASLEY CHARITABLE TR ACCT. X15913522
For the Period 9/1/13 to 9/30/13

Equity Summary

| Asset Categories | Beginning Market Value | Ending Market Value | Change In Value | Current Allocation |
|-----------------------------|------------------------|-----------------------|---------------------|--------------------|
| US Large Cap Equity | 448,806.81 | 583,133.72 | 134,326.91 | 7% |
| US Mid Cap Equity | 503,469.46 | 526,411.09 | 22,941.63 | 7% |
| EAFE Equity | 1,119,649.84 | 1,186,721.73 | 67,071.89 | 15% |
| European Large Cap Equity | 86,937.60 | 90,876.00 | 3,938.40 | 1% |
| Asia ex-Japan Equity | 150,634.60 | 161,756.16 | 11,121.56 | 2% |
| Emerging Market Equity | 163,524.45 | 174,850.77 | 11,326.32 | 2% |
| Global Equity | 161,278.75 | 169,185.56 | 7,906.81 | 2% |
| Concentrated & Other Equity | 1,353,770.99 | 1,296,474.63 | (57,296.36) | 16% |
| Total Value | \$3,988,072.50 | \$4,189,409.66 | \$201,337.16 | 52% |

Asset Categories



| Market Value/Cost | Current Period Value |
|-------------------------|----------------------|
| Market Value | 4,189,409.66 |
| Tax Cost | 3,508,395.54 |
| Unrealized Gain/Loss | 681,014.12 |
| Estimated Annual Income | 45,564.99 |
| Accrued Dividends | 1,283.99 |
| Yield | 1.08% |



LUCY & EMILY BEASLEY CHARITABLE TR ACCT. X15913522
For the Period 9/1/13 to 9/30/13

Note: P indicates position adjusted for Pending Trade Activity

Equity Detail

| | Price | Quantity | Value | Adjusted Tax Cost Original Cost | Unrealized Gain/Loss | Est Annual Inc. Accrued Div. | Yield |
|---|--------|------------|-----------|------------------------------------|-------------------------|---------------------------------|-------|
| US Large Cap Equity | | | | | | | |
| BBH CORE SELECT FUND-N 05528X-60-4 BBTE X | 20.50 | 4,650,415 | 95,333.51 | 78,406.00 | 16,927.51 | 446.43 | 0.47% |
| BNP REN SPX 04/09/14 2 XLEV- 7 40%CAP- 14 8%MAXPYMT INITIAL LEVEL-03/22/13 SPX 1556.89 05574L-GS-1 | 107.15 | 85,000,000 | 91,081.01 | 85,000.00 | 6,081.01 | | |
| GS CONT BUFF EQ SPX 12/11/13 80% CONTIN BARRIER- 5%CPN 15% CAP INITIAL LEVEL-11/21/12 SPX 1390.72 38141G-JQ-8 | 113.68 | 80,000,000 | 90,942.40 | 80,000.00 | 10,942.40 | | |
| GS CONT BUFF EQ SPX 11/14/13 80% CONTIN BARRIER- 4 25%CPN 15% CAP INITIAL LEVEL-10/26/12 SPX 1,411.94 38143U-8C-8 | 113.92 | 80,000,000 | 91,136.80 | 80,000.00 | 11,136.80 | | |
| SG CONT BUFF EQ SPX 01/08/14 80% CONTIN BARRIER- 4 5%CPN 15% CAP INITIAL LEVEL-12/21/12 SPX 1430.15 78423E-FD-1 | 112.05 | 80,000,000 | 89,640.00 | 80,000.00 | 9,640.00 | | |



LUCY & EMILY BEASLEY CHARITABLE TR ACCT. X15913522
For the Period 9/1/13 to 9/30/13

| | Price | Quantity | Value | Adjusted Tax Cost Original Cost | Unrealized Gain/Loss | Est Annual Inc Accrued Div | Yield |
|--|--------|-------------|---------------------|------------------------------------|-------------------------|-------------------------------|--------------|
| US Large Cap Equity | | | | | | | |
| P SG REN SPX 10/16/14 | 100.00 | 125,000,000 | 125,000,000 | 125,000.00 | | | |
| 2 XLEV- 8%CAP- 16%MAXPYMT INITIAL LEVEL-09/27/13 SPX 1691.75 83368W-EU-1 | | | | | | | |
| Total US Large Cap Equity | | | \$563,133.72 | \$528,406.00 | \$54,727.72 | \$446.43 | 0.08% |
| US Mid Cap Equity | | | | | | | |
| ISHARES RUSSELL MIDCAP GROWTH INDEX FUND 464287-48-1 IWP | 78.20 | 2,604,000 | 203,632.80 | 144,628.50 | 59,004.30 | 2,275.89 | 1.12% |
| ISHARES RUSSELL MIDCAP INDEX FUND 464287-49-9 IWR | 139.07 | 740,000 | 102,911.80 | 63,506.06 | 39,405.74 | 1,595.44 | 1.55% |
| JPM MID CAP CORE FD - SEL FUND 2426 48121L-75-9 JMRS X | 22.43 | 9,802,340 | 219,866.49 | 168,992.34 | 50,874.15 | 1,480.15 | 0.67% |
| Total US Mid Cap Equity | | | \$526,411.09 | \$377,126.90 | \$149,284.19 | \$5,351.48 | 1.02% |
| EAFE Equity | | | | | | | |
| ARTISAN INTL VALUE FUND-INV 04314H-88-1 ARTK X | 37.01 | 4,811,934 | 178,089.68 | 131,847.00 | 46,242.68 | 1,414.70 | 0.79% |



LUCY & EMILY BEASLEY CHARITABLE TR ACCT. X15913522
For the Period 9/1/13 to 9/30/13

| | Price | Quantity | Value | Adjusted Tax Cost Original Cost | Unrealized Gain/Loss | Est. Annual Inc. Accrued Div | Yield |
|--------------------------------------|--------|-------------|-----------------------|------------------------------------|-------------------------|---------------------------------|--------------|
| EAFE Equity | | | | | | | |
| BNP BREN EAFE 11/06/13 | | | | | | | |
| 10%BUFFER-2 XLEV- 8 25%CAP | 115.39 | 80,000 000 | 92,309 06 | 80,000 00 | 12,309 06 | | |
| 16.5%MAXRTRN | | | | | | | |
| INITIAL LEVEL-10/19/12 SX5E 2542 24 | | | | | | | |
| UKX 5896 15 TPX 754 39 | | | | | | | |
| 05574L-BC-1 | | | | | | | |
| DB REN MXEA 08/06/14 | | | | | | | |
| 2 XLEV- 11 15%CAP- 22 30%MAXPYMT | 105 49 | 100,000 000 | 105,492 00 | 100,000 00 | 5,492.00 | | |
| INITIAL LEVEL-07/19/13 MXEA:1733.470 | | | | | | | |
| 25152R-DW-0 | | | | | | | |
| GS BREN EAFE 12/04/13 | | | | | | | |
| 10%BUFFER-2 XLEV- 8 37%CAP | 116 03 | 80,000 000 | 92,822 40 | 80,000 00 | 12,822 40 | | |
| 16 74%MAXRTRN | | | | | | | |
| INITIAL LEVEL-11/16/12 SX5E 2427 32 | | | | | | | |
| UKX 5605.59 TPX 751 34 | | | | | | | |
| 38141G-JG-0 | | | | | | | |
| ISHARES MSCI EAFE INDEX FUND | | | | | | | |
| 464287-46-5 EFA | 63 80 | 1,726 000 | 110,120 53 | 106,369,41 | 3,751 12 | 3,039.48 | 2.76% |
| P JPM REN MXEA 10/16/14 | | | | | | | |
| 2 XLEV- 10%CAP- 20%MAXPYMT | 100 00 | 100,000 000 | 100,000.00 | 100,000 00 | | | |
| 9/27/13 | | | | | | | |
| INITIAL LEVEL-09/27/13 MXEA:1835 850 | | | | | | | |
| 48126N-UT-2 | | | | | | | |
| JPMORGAN INTL VALUE-SEL | | | | | | | |
| FUND 1296 | 14 70 | 16,929 771 | 248,867.63 | 219,364 13 | 29,503 50 | 5,366 73 | 2 16% |
| 4812A0-56-5 JIES X | | | | | | | |
| T ROWE PRICE OVERSEAS STOCK | | | | | | | |
| 77956H-75-7 TROS X | 9 70 | 26,703 137 | 259,020 43 | 233,385 42 | 25,635 01 | 4,539 53 | 1.75% |
| Total EAFE Equity | | | \$1,186,721.73 | \$1,050,965.96 | \$135,755.77 | \$14,360.44 | 1.21% |



LUCY & EMILY BEASLEY CHARITABLE TR ACCT. X15913522
For the Period 9/1/13 to 9/30/13

| | Price | Quantity | Value | Adjusted Tax Cost Original Cost | Unrealized Gain/Loss | Est Annual Inc Accrued Div | Yield |
|---|--------|------------|---------------------|------------------------------------|-------------------------|-------------------------------|--------------|
| European Large Cap Equity | | | | | | | |
| DB MARKET PLUS SX5E 03/19/14 80% CONTIN BARRIER- 7.6%CPN UNCAPPED INITIAL LEVEL-09/14/12 SX5E:2594.56 2515A1-LR-0 | 113.60 | 80,000,000 | 90,876.00 | 80,000.00 | 10,876.00 | | |
| Asia ex-Japan Equity | | | | | | | |
| MATTHEWS PACIFIC TIGER FD-IS 577130-83-4 MIPT X | 24.58 | 6,580,804 | 161,756.16 | 139,988.43 | 21,767.73 | 1,329.32 | 0.82% |
| Emerging Market Equity | | | | | | | |
| DELAWARE EMERGING MARKETS-I 245914-81-7 DEMI X | 15.86 | 5,541,063 | 87,881.26 | 78,684.62 | 9,196.64 | 786.83 | 0.90% |
| JPM CHINA REGION FD - SEL FUND 3810 4812A3-52-8 JCHS X | 20.09 | 4,328,995 | 86,969.51 | 79,004.15 | 7,965.36 | 216.44 | 0.25% |
| Total Emerging Market Equity | | | \$174,850.77 | \$157,688.77 | \$17,162.00 | \$1,003.27 | 0.58% |
| Global Equity | | | | | | | |
| JPM TR I GL RES ENH IDX FD FUND 3457 46637K-51-3 JEIT X | 16.69 | 10,136,942 | 169,185.56 | 159,960.95 | 9,224.61 | | |



LUCY & EMILY BEASLEY CHARITABLE TR ACCT X15913522
For the Period 9/1/13 to 9/30/13

| | Price | Quantity | Value | Adjusted Tax Cost Original Cost | Unrealized Gain/Loss | Est Annual Inc. Accrued Div. | Yield |
|---|--------|----------|-----------|------------------------------------|-------------------------|---------------------------------|-------|
| Concentrated & Other Equity | | | | | | | |
| P ACE LTD NEW H0023R-10-5 ACE | 93.56 | 191 000 | 17,869.96 | 12,520.00 | 5,349.96 | 389.64 94.94 | 2.18% |
| P ADOBE SYSTEMS INC 00724F-10-1 ADBE | 51.94 | 168 000 | 8,725.92 | 6,160.99 | 2,564.93 | | |
| P ALEXION PHARMACEUTICALS INC 015351-10-9 ALXN | 116.16 | 81.000 | 9,408.96 | 8,565.89 | 843.07 | | |
| P ALLERGAN INC 018490-10-2 AGN | 90.45 | 73 000 | 6,602.85 | 6,822.82 | (219.97) | 14.60 | 0.22% |
| P ALLIANCE DATA SYSTEMS CORP 018581-10-8 ADS | 211.47 | 28.000 | 5,921.16 | 4,943.77 | 977.39 | | |
| P AMAZON COM INC 023135-10-6 AMZN | 312.64 | 38 000 | 11,880.32 | 7,552.53 | 4,327.79 | | |
| P ANADARKO PETROLEUM CORP 032511-10-7 APC | 92.99 | 132 000 | 12,274.68 | 9,850.06 | 2,424.62 | 95.04 | 0.77% |
| P APACHE CORP 037411-10-5 APA | 85.14 | 103 000 | 8,769.42 | 8,255.52 | 513.90 | 82.40 | 0.94% |
| P APPLE INC. 037833-10-0 AAPL | 476.75 | 75.000 | 35,756.25 | 19,715.94 | 16,040.31 | 915.00 | 2.56% |
| P APPLIED MATERIALS INC 038222-10-5 AMAT | 17.53 | 520.000 | 9,116.12 | 7,457.28 | 1,658.84 | 208.00 | 2.28% |
| P ARCHER DANIELS MIDLAND CO 039483-10-2 ADM | 36.84 | 242.000 | 8,915.28 | 7,949.83 | 965.45 | 183.92 | 2.06% |
| P ASML HOLDING N.V. N07059-21-0 ASML | 98.76 | 40 000 | 3,950.40 | 2,542.94 | 1,407.46 | 23.48 | 0.59% |
| P AUTOZONE INC 053332-10-2 AZO | 422.73 | 20 000 | 8,454.60 | 6,195.05 | 2,259.55 | | |



LUCY & EMILY BEASLEY CHARITABLE TR ACCT X15913522
For the Period 9/1/13 to 9/30/13

| | Price | Quantity | Value | Adjusted Tax Cost Original Cost | Unrealized Gain/Loss | Est Annual Inc Accrued Div. | Yield |
|--|--------|-----------|-----------|------------------------------------|-------------------------|--------------------------------|-------|
| Concentrated & Other Equity | | | | | | | |
| P AVAGO TECHNOLOGIES LTD Y0486S-10-4 AVGO | 43.08 | 540 000 | 23,263.20 | 18,923.17 | 4,340.03 | 496.80 | 2.14% |
| P AXIALL CORPORATION 05463D-10-0 AXLL | 37.79 | 157 000 | 5,933.03 | 6,825.28 | (892.25) | 100.48 26.56 | 1.69% |
| P BANK OF AMERICA CORP 060505-10-4 BAC | 13.80 | 1,826,000 | 25,198.80 | 20,893.70 | 4,305.10 | 73.04 | 0.29% |
| P BAXTER INTERNATIONAL INC 071813-10-9 BAX | 65.69 | 108,000 | 7,094.52 | 7,772.58 | (678.06) | 211.68 48.51 | 2.98% |
| P BIOGEN IDEC INC 09062X-10-3 BIIB | 240.76 | 70,000 | 16,853.20 | 6,066.27 | 10,786.93 | | |
| P BRISTOL MYERS SQUIBB CO 110122-10-8 BMY | 46.28 | 537 000 | 24,852.36 | 21,833.80 | 3,018.56 | 751.80 | 3.03% |
| P BROADCOM CORP CL A 111320-10-7 BRCM | 26.02 | 230 000 | 5,984.60 | 7,525.72 | (1,541.12) | 101.20 | 1.69% |
| P CAMERON INTERNATIONAL CORPORATION 13342B-10-5 CAM | 58.37 | 117 000 | 6,829.29 | 6,789.49 | 39.80 | | |
| P CAPITAL ONE FINANCIAL CORP 14040H-10-5 COF | 68.74 | 163 000 | 11,204.62 | 8,818.01 | 2,386.61 | 195.60 | 1.75% |
| P CBS CORP CLASS B W/I 124857-20-2 CBS | 55.16 | 172,000 | 9,487.52 | 9,076.48 | 411.04 | 82.56 22.56 | 0.87% |
| P CELGENE CORPORATION 151020-10-4 CELG | 154.14 | 96,000 | 14,797.15 | 5,444.15 | 9,353.00 | | |
| P CERNER CORP 156782-10-4 CERN | 52.55 | 106 000 | 5,570.30 | 4,273.95 | 1,296.35 | | |



LUCY & EMILY BEASLEY CHARITABLE TR ACCT. X15913522
For the Period 9/1/13 to 9/30/13

| | Price | Quantity | Value | Adjusted Tax Cost Original Cost | Unrealized Gain/Loss | Est Annual Inc Accrued Div | Yield |
|--|-------|----------|-----------|------------------------------------|-------------------------|-------------------------------|-------|
| Concentrated & Other Equity | | | | | | | |
| P CHENIERE ENERGY INC 16411R-20-8 LNG | 34.14 | 174 000 | 5,940.36 | 3,372.90 | 2,567.46 | 600.44 | 2.90% |
| P CISCO SYSTEMS INC 17275R-10-2 CSCO | 23.43 | 883 000 | 20,689.57 | 19,483.83 | 1,205.74 | 600.44 | 2.90% |
| P CITIGROUP INC NEW 172967-42-4 C | 48.51 | 501 000 | 24,303.51 | 17,372.32 | 6,931.19 | 20.04 | 0.08% |
| P CITRIX SYSTEMS INC 177376-10-0 CTXS | 70.61 | 89 000 | 6,284.29 | 5,413.42 | 870.87 | | |
| P COMCAST CORP CL A 20030N-10-1 CMCS A | 45.12 | 535 000 | 24,136.53 | 14,194.48 | 9,942.05 | 417.30 104.33 | 1.73% |
| P CSX CORP 126408-10-3 CSX | 25.74 | 423 000 | 10,888.02 | 9,255.16 | 1,632.86 | 253.80 | 2.33% |
| P CVS CAREMARK CORPORATION 126650-10-0 CVS | 56.75 | 109 000 | 6,185.75 | 6,264.74 | (78.99) | 98.10 | 1.59% |
| P DAVITA HEALTHCARE PARTNERS, INC 23918K-10-8 DVA | 56.90 | 172 000 | 9,786.80 | 9,751.91 | 34.89 | | |
| P DISH NETWORK CORP CL A 25470M-10-9 DISH | 45.01 | 198 000 | 8,911.98 | 7,407.11 | 1,504.87 | | |
| P DOW CHEMICAL CO 260543-10-3 DOW | 38.40 | 339 000 | 13,017.60 | 10,733.07 | 2,284.53 | 433.92 118.72 | 3.33% |
| P DTE ENERGY CO 233331-10-7 DTE | 65.98 | 82 000 | 5,410.36 | 5,558.84 | (148.48) | 214.84 59.61 | 3.97% |
| P EATON CORP PLC G29183-10-3 ETN | 68.84 | 140 000 | 9,637.60 | 9,296.05 | 341.55 | 235.20 | 2.44% |



LUCY & EMILY BEASLEY CHARITABLE TR ACCT X15913522
For the Period 9/1/13 to 9/30/13

| | Price | Quantity | Value | Adjusted Tax Cost Original Cost | Unrealized Gain/Loss | Est Annual Inc Accrued Div. | Yield |
|---|--------|----------|-----------|------------------------------------|-------------------------|--------------------------------|-------|
| Concentrated & Other Equity | | | | | | | |
| P EBAY INC 278642-10-3 EBAY | 55.80 | 191,000 | 10,656.85 | 10,698.15 | (41.30) | | |
| P EMERSON ELECTRIC CO 291011-10-4 EMR | 64.70 | 236,000 | 15,269.20 | 12,458.86 | 2,810.34 | 387.04 | 2.53% |
| P ENSCO PLC G3157S-10-6 ESV | 53.75 | 121,000 | 6,503.75 | 5,986.02 | 517.73 | 226.87 | 3.49% |
| P EOG RESOURCES INC 26875P-10-1 EOG | 169.28 | 51,000 | 8,633.28 | 5,424.46 | 3,208.82 | 38.25 | 0.44% |
| P EXXON MOBIL CORP 30231G-10-2 XOM | 86.04 | 210,000 | 18,068.40 | 18,112.92 | (44.52) | 529.20 | 2.93% |
| P FLUOR CORP 343412-10-2 FLR | 70.96 | 305,000 | 21,642.80 | 17,553.57 | 4,089.23 | 195.20 46.72 | 0.90% |
| P FREEPORT-MCMORAN COPPER & GOLD INC CL B 35671D-85-7 FCX | 33.08 | 376,000 | 12,438.08 | 12,444.00 | (5.92) | 470.00 | 3.78% |
| P GENERAL MILLS INC 370334-10-4 GIS | 47.92 | 187,000 | 8,961.04 | 7,246.63 | 1,714.41 | 284.24 | 3.17% |
| P GENERAL MOTORS CO 37045V-10-0 GM | 35.97 | 535,000 | 19,243.95 | 15,137.86 | 4,106.09 | | |
| P GOOGLE INC CL A 38259P-50-8 GOOG | 875.91 | 32,000 | 28,029.12 | 24,825.16 | 3,203.96 | | |
| P HARTFORD FINANCIAL SERVICES GROUP INC 416515-10-4 HIG | 31.12 | 249,000 | 7,748.88 | 7,535.27 | 213.61 | 149.40 27.45 | 1.93% |
| HEWLETT-PACKARD CO 428236-10-3 HPQ | 20.99 | | | 0.00 | | 52.13 | 2.77% |



LUCY & EMILY BEASLEY CHARITABLE TR ACCT. X15913522
For the Period 9/1/13 to 9/30/13

| | Price | Quantity | Value | Adjusted Tax Cost Original Cost | Unrealized Gain/Loss | Est Annual Inc Accrued Div. | Yield |
|---|--------|----------|-----------|------------------------------------|-------------------------|--------------------------------|-------|
| Concentrated & Other Equity | | | | | | | |
| P HOME DEPOT INC 437076-10-2 HD | 75.85 | 262,000 | 19,872.70 | 13,695.84 | 6,176.86 | 408.72 | 2.06% |
| P HONEYWELL INTERNATIONAL INC 438516-10-6 HON | 83.04 | 274,000 | 22,752.96 | 13,808.19 | 8,944.77 | 449.36 | 1.97% |
| P HUMANA INC 444859-10-2 HUM | 93.33 | 96,000 | 8,959.68 | 8,123.71 | 835.97 | 103.68 | 1.16% |
| P INTERCONTINENTAL EXCHANGE INC 45865V-10-0 ICE | 181.42 | 49,000 | 8,889.58 | 7,445.65 | 1,443.93 | 31.32 | |
| P INTUITIVE SURGICAL INC 46120E-60-2 ISRG | 376.27 | | | 0.00 | | | |
| P INVESCO LTD G491BT-10-8 IVZ | 31.90 | 282,000 | 8,995.80 | 6,250.84 | 2,744.96 | 253.80 | 2.82% |
| P JOHNSON & JOHNSON 478160-10-4 JNJ | 86.69 | 512,000 | 44,385.28 | 40,066.68 | 4,318.60 | 1,351.68 | 3.05% |
| P JOHNSON CONTROLS INC 478366-10-7 JCI | 41.50 | 249,000 | 10,333.50 | 8,378.63 | 1,954.87 | 189.24 | 1.83% |
| P LAM RESEARCH CORP 512807-10-8 LRCX | 51.20 | 191,000 | 9,779.20 | 8,048.68 | 1,730.52 | 51.87 | |
| P LINKEDIN CORP - A 53578A-10-8 LNKD | 246.06 | 27,000 | 6,643.62 | 4,751.31 | 1,892.31 | | |
| P LOWES COMPANIES INC 548661-10-7 LOW | 47.61 | 410,000 | 19,520.10 | 8,126.22 | 11,393.88 | 295.20 | 1.51% |
| P MARATHON OIL CORP 565849-10-6 MRO | 34.88 | 196,000 | 6,836.48 | 7,043.20 | (206.72) | 148.96 | 2.18% |
| P MARSH & MCLENNAN COMPANIES INC 571748-10-2 MMC | 43.55 | 91,000 | 3,963.05 | 4,024.22 | (61.17) | 91.00 | 2.30% |



LUCY & EMILY BEASLEY CHARITABLE TR ACCT. X15913522
For the Period 9/1/13 to 9/30/13

| | Price | Quantity | Value | Adjusted Tax Cost Original Cost | Unrealized Gain/Loss | Est Annual Inc Accrued Div. | Yield |
|---|--------|-----------|-----------|------------------------------------|-------------------------|--------------------------------|-------|
| Concentrated & Other Equity | | | | | | | |
| P MASCO CORP 574599-10-6 MAS | 21.28 | 628,000 | 13,363.84 | 9,703.12 | 3,660.72 | 188.40 | 1.41% |
| P MASTERCARD INC - CLASS A 57636Q-10-4 MA | 672.78 | 26,000 | 17,492.28 | 7,657.57 | 9,834.71 | 62.40 | 0.36% |
| P MERCK AND CO INC 58933Y-10-5 MRK | 47.61 | 196,000 | 9,331.36 | 7,919.42 | 1,411.94 | 337.12 92.45 | 3.61% |
| P METLIFE INC 59156R-10-8 MET | 46.95 | 455,000 | 21,362.25 | 14,778.99 | 6,583.26 | 500.50 | 2.34% |
| P METTLER TOLEDO INTERNATIONAL INC 592688-10-5 MTD | 240.09 | 29,000 | 6,962.61 | 6,058.19 | 904.42 | | |
| P MICROSOFT CORP 594918-10-4 MSFT | 33.28 | 1,218,000 | 40,535.04 | 32,100.29 | 8,434.75 | 1,364.16 | 3.37% |
| P MONDELEZ INTERNATIONAL-W/I 609207-10-5 MDLZ | 31.42 | 435,000 | 13,668.14 | 10,414.05 | 3,254.09 | 243.60 65.80 | 1.78% |
| P MORGAN STANLEY 617446-44-8 MS | 26.95 | 496,000 | 13,367.20 | 10,202.48 | 3,164.72 | 99.20 | 0.74% |
| P NEXTERA ENERGY INC 65339F-10-1 NEE | 80.16 | 112,000 | 8,977.92 | 8,747.90 | 230.02 | 295.68 | 3.29% |
| P NISOURCE INC 65473P-10-5 NI | 30.89 | 160,000 | 4,942.40 | 4,573.57 | 368.83 | 160.00 | 3.24% |
| P OCCIDENTAL PETROLEUM CORP 674599-10-5 OXY | 93.54 | 230,000 | 21,514.20 | 20,350.59 | 1,163.61 | 588.80 160.64 | 2.74% |
| P ORACLE CORP 68389X-10-5 ORCL | 33.17 | 548,000 | 18,177.16 | 14,994.91 | 3,182.25 | 263.04 | 1.45% |
| P PACCAR INC 693718-10-8 PCAR | 55.66 | 299,000 | 16,642.34 | 11,574.30 | 5,068.04 | 239.20 | 1.44% |



LUCY & EMILY BEASLEY CHARITABLE TR ACCT. X15913522
For the Period 9/1/13 to 9/30/13

| | Price | Quantity | Value | Adjusted Tax Cost Original Cost | Unrealized Gain/Loss | Est. Annual Inc. Accrued Div. | Yield |
|---|----------|----------|-----------|------------------------------------|-------------------------|----------------------------------|-------|
| Concentrated & Other Equity | | | | | | | |
| P PENTAIR LTD SHS | 64.94 | 100.000 | 6,494.00 | 3,698.87 | 2,795.13 | 100.00 | 1.54% |
| H6169Q-10-8 PNR | | | | | | | |
| P PEPSICO INC 713448-10-8 PEP | 79.50 | 151.000 | 12,004.50 | 11,141.47 | 863.03 | 342.77 | 2.86% |
| P PHILIP MORRIS INTERNATIONAL 718172-10-9 PM | 86.59 | 145.000 | 12,555.55 | 12,358.34 | 197.21 | 545.20 148.52 | 4.34% |
| P PHILLIPS 66 718546-10-4 PSX | 57.82 | 148.000 | 8,557.36 | 7,443.50 | 1,113.86 | 185.00 | 2.16% |
| P PRICELINE.COM INC 741503-40-3 PCLN | 1,010.95 | 9.000 | 9,098.55 | 6,271.13 | 2,827.42 | | |
| P PROCTER & GAMBLE CO 742718-10-9 PG | 75.59 | 220.000 | 16,629.80 | 13,669.73 | 2,960.07 | 529.32 | 3.18% |
| P QUALCOMM INC 747525-10-3 QCOM | 67.92 | 242.000 | 16,291.44 | 14,244.38 | 2,047.06 | 338.80 | 2.08% |
| P SCHLUMBERGER LTD 806857-10-8 SLB | 88.36 | 269.000 | 23,768.84 | 21,728.67 | 2,040.17 | 336.25 86.88 | 1.41% |
| P STATE STREET CORP 857477-10-3 STT | 65.75 | 159.000 | 10,454.25 | 9,411.47 | 1,042.78 | 165.36 44.98 | 1.58% |
| P TARGET CORP 87612E-10-6 TGT | 63.98 | 163.000 | 10,428.74 | 10,676.18 | (247.44) | 280.36 | 2.69% |
| P TD AMERITRADE HOLDING CORPORATION 87236Y-10-8 AMTD | 26.18 | 135.000 | 3,534.30 | 2,041.18 | 1,493.12 | 48.60 | 1.38% |
| P TIME WARNER INC NEW 887317-30-3 TWX | 65.81 | 566.000 | 37,248.46 | 19,345.64 | 17,902.82 | 650.90 | 1.75% |



LUCY & EMILY BEASLEY CHARITABLE TR ACCT. X15913522
For the Period 9/1/13 to 9/30/13

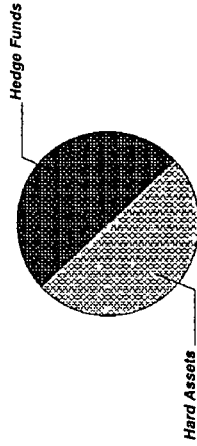
| | Price | Quantity | Value | Adjusted Tax Cost Original Cost | Unrealized Gain/Loss | Est Annual Inc Accrued Div | Yield |
|--|--------|----------|-----------------------|------------------------------------|-------------------------|-------------------------------|--------------|
| Concentrated & Other Equity | | | | | | | |
| P TIME WARNER CABLE INC 88732J-20-7 TWC | 111.60 | 55,000 | 6,138.00 | 6,246.79 | (108.79) | 143.00 | 2.33% |
| P UNITEDHEALTH GROUP INC 91324P-10-2 UNH | 71.61 | 346,000 | 24,777.06 | 19,494.31 | 5,282.75 | 387.52 | 1.56% |
| P UNITED TECHNOLOGIES CORP 913017-10-9 UTX | 107.82 | 324,000 | 34,933.68 | 23,625.82 | 11,307.86 | 693.36 | 1.98% |
| P VERIZON COMMUNICATIONS INC 92343V-10-4 VZ | 46.68 | 211,000 | 9,848.43 | 7,114.11 | 2,734.32 | 447.32 | 4.54% |
| P VERTEX PHARMACEUTICALS INC 92532F-10-0 VRTX | 75.82 | 65,000 | 4,928.30 | 2,038.50 | 2,889.80 | | |
| P WALT DISNEY CO 254687-10-6 DIS | 64.49 | 87,000 | 5,610.63 | 5,803.03 | (192.40) | 65.25 | 1.16% |
| P WELLS FARGO & CO 949746-10-1 WFC | 41.32 | 792,000 | 32,725.44 | 23,168.83 | 9,556.61 | 950.40 | 2.90% |
| P WILLIAMS COMPANIES INC 969457-10-0 WMB | 36.36 | 297,000 | 10,798.92 | 10,151.74 | 647.18 | 435.10 | 4.03% |
| P YUM BRANDS INC 988498-10-1 YUM | 71.39 | 214,000 | 15,277.46 | 7,444.34 | 7,833.12 | 316.72 | 2.07% |
| Total Concentrated & Other Equity | | | \$1,296,474.63 | \$1,014,258.53 | \$282,216.10 | \$23,074.05 | 1.78% |
| | | | | | | \$1,283.99 | |



LUCY & EMILY BEASLEY CHARITABLE TR ACCT. X15913522
For the Period 9/1/13 to 9/30/13

Alternative Assets Summary

| Asset Categories | Beginning Estimated Value | Ending Estimated Value | Change In Value | Current Allocation |
|------------------------------|---------------------------|------------------------|----------------------|--------------------|
| Hedge Funds | 358,449.56 | 362,215.34 | 3,765.78 | 5% |
| Real Estate & Infrastructure | 72,059.18 | 0.00 | (72,059.18) | |
| Hard Assets | 333,841.14 | 360,966.38 | 27,125.24 | 5% |
| Total Value | \$764,349.88 | \$723,181.72 | (\$41,168.16) | 10% |



Alternative Assets as a percentage of your portfolio - 10 %

Alternative Assets Detail

| Hedge Funds | Price | Quantity | Estimated Value | Cost |
|---|-------|-----------|-----------------|------------|
| GATEWAY FUND-Y 367829-88-4 GTEY X | 28.12 | 2,865.343 | 80,573.45 | 81,203.83 |
| INV BALANCED-RISK ALLOC-Y 00141V-69-7 ABRY X | 12.76 | 9,366.981 | 119,522.68 | 116,814.00 |



LUCY & EMILY BEASLEY CHARITABLE TR ACCT. X15913522
For the Period 9/1/13 to 9/30/13

| | Price | Quantity | Estimated Value | Cost |
|---|--------|------------|---------------------|---------------------|
| Hedge Funds | | | | |
| PIMCO UNCONSTRAINED BOND-P 72201M-45-3 PUCP X | 11 24 | 14,423.417 | 162,119.21 | 162,407.67 |
| Total Hedge Funds | | | \$362,215.34 | \$360,425.50 |
| Hard Assets | | | | |
| BARC BEN BRENT 09/29/14 LNKD TO CO1 85% BARRIER- 5 47%CPN 15%CAP INITIAL LEVEL-09/13/13 112.63 06741T-K8-9 | 99.91 | 40,000.000 | 39,964.00 | 40,000.00 |
| BARC PARTICIPATING GOLD NOTE 10/09/13 LNKD TO GOLDLNPM 85%BARRIER, 17.50%MAXRTN 9/28/12, INITIAL STRIKE 1776.00 06741T-HL-4 | 74.29 | 80,000.000 | 59,432.00 | 80,000.00 |
| BNP BRENT LEVERAGED CBEN 11/13/13 LNKD TO CO1, 3XLEV 80% BARRIER, 9.95% CAP, 29.85% MAX RTRN 11/01/12 INITIAL STRIKE 105.68 05574L-BS-6 | 108.94 | 80,000.000 | 87,149.27 | 80,000.00 |
| PIMCO COMMODITYPL STRAT-P 72201P-16-7 PCLP X | 10.69 | 16,316.287 | 174,421.11 | 178,800.63 |
| Total Hard Assets | | | \$360,966.38 | \$378,800.63 |

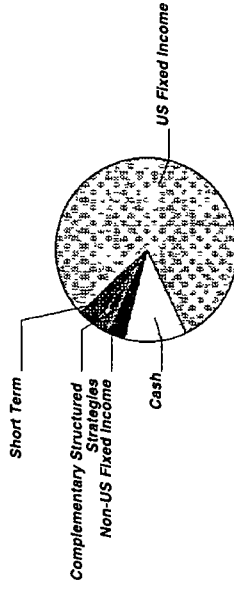


LUCY & EMILY BEASLEY CHARITABLE TR ACCT. X15913522
For the Period 9/1/13 to 9/30/13

Cash & Fixed Income Summary

| Asset Categories | Beginning Market Value | Ending Market Value | Change In Value | Current Allocation |
|---|------------------------|-----------------------|-----------------------|--------------------|
| Cash | 453,129.10 | 296,234.03 | (156,895.07) | 4% |
| Short Term | 41,589.62 | 40,998.61 | (591.01) | 1% |
| US Fixed Income | 2,609,248.80 | 2,625,492.02 | 16,243.22 | 31% |
| Non-US Fixed Income | 3,897.28 | 3,936.68 | 39.40 | 1% |
| Complementary Structured Strategies | 103,552.35 | 52,241.75 | (51,310.60) | 1% |
| Foreign Exchange & Non-USD Fixed Income | 124,539.39 | 0.00 | (124,539.39) | |
| Total Value | \$3,335,956.54 | \$3,018,903.09 | (\$317,053.45) | 38% |

| Market Value/Cost | Current Period Value |
|-------------------------|----------------------|
| Market Value | 3,018,903.09 |
| Tax Cost | 2,950,953.69 |
| Unrealized Gain/Loss | 63,987.66 |
| Estimated Annual Income | 113,007.74 |
| Accrued Interest | 19,456.35 |
| Yield | 1.52% |



Cash & Fixed Income as a percentage of your portfolio - 38 %



LUCY & EMILY BEASLEY CHARITABLE TR ACCT X15913522
For the Period 9/1/13 to 9/30/13

SUMMARY BY MATURITY

| Cash & Fixed Income | Market Value | % of Bond Portfolio |
|--------------------------|-----------------------|---------------------|
| 0-6 months ¹ | 374,205.84 | 11% |
| 6-12 months ¹ | 15,268.55 | 1% |
| 1-5 years ¹ | 1,061,298.17 | 41% |
| 5-10 years ¹ | 1,001,334.37 | 30% |
| 10+ years ¹ | 566,796.16 | 17% |
| Total Value | \$3,018,903.09 | 100% |

¹ The years indicate the number of years until the bond is scheduled to mature based on the statement end date. Some bonds may be called, or paid in full, before their stated maturity.

Note P indicates position adjusted for Pending Trade Activity. O - Bonds purchased at a discount show accretion.

¹ This is the Annual Percentage Yield (APY) which is the rate earned if balances remain on deposit for a full year with compounding, there is no change in the interest rate and all interest is left in the account

** Unrealized Gain/Loss is shown as "N/A" in cases where we do not have appropriate cost information for all tax lots comprising the position. Please contact your J.P. Morgan team for additional information

Cash & Fixed Income Detail

| Cash | US DOLLAR PRINCIPAL | US DOLLAR INCOME | COST OF PENDING PURCHASES | Price | Quantity | Value | Adjusted Tax Cost | | Unrealized Gain/Loss | Est. Annual Income | Yield |
|------|---------------------|------------------|---------------------------|-------|--------------|--------------|-------------------|------------------|----------------------|--------------------|--------------------|
| | | | | | | | Original Cost | Accrued Interest | | | |
| | | | | 1.00 | 312,693.34 | 312,693.34 | 312,693.34 | | | 31.25 | 0.01% ¹ |
| | | | | | | | | | | 3.69 | |
| | | | | 1.00 | 100,984.97 | 100,984.97 | 100,984.97 | | | 10.09 | 0.01% ¹ |
| | | | | 1.00 | (247,218.94) | (247,218.94) | (247,218.94) | | | | |

SUMMARY BY TYPE

| Cash & Fixed Income | Market Value | % of Bond Portfolio |
|---------------------------------|-----------------------|---------------------|
| Cash | 296,234.03 | 9% |
| Corporate Bonds | 655,056.84 | 20% |
| Govt and Agency Bonds | 910,841.20 | 27% |
| International Bonds | 95,555.69 | 2% |
| Mortgage and Asset Backed Bonds | 1,008,973.58 | 41% |
| Complementary Structure | 52,241.75 | 1% |
| Total Value | \$3,018,903.09 | 100% |



LUCY & EMILY BEASLEY CHARITABLE TR ACCT X15913522
For the Period 9/1/13 to 9/30/13

| | Price | Quantity | Value | Adjusted Tax Cost Original Cost | Unrealized Gain/Loss | Est. Annual Income Accrued Interest | Yield |
|--|--------|------------|---------------------|------------------------------------|-------------------------|--|--------------|
| Cash | | | | | | | |
| PROCEEDS FROM PENDING SALES | 1.00 | 129,774.66 | 129,774.66 | 129,774.66 | | | |
| Total Cash | | | \$296,234.03 | \$296,234.03 | \$0.00 | \$41.34 \$3.69 | 0.01% |
| Short Term | | | | | | | |
| METLIFE INC NOTES 5% NOV 24 2013 DTD 11/24/2003 59156R-AG-3 A- /A3 | 100.67 | 10,000.00 | 10,066.90 | 10,181.60 | (114.70) | 500.00 176.38 | 0.45% |
| OHIO POWER COMPANY 4.85% JAN 15 2014 DTD 7/11/2003 677415-CG-4 BBB /BAA | 101.12 | 10,000.00 | 10,112.30 | 9,979.00 | 133.30 | 485.00 102.38 | 0.94% |
| GNMA 486942 6% 02/15/14 36210A-5B-9 | 100.32 | 159.66 | 160.17 | 160.66 | (0.49) | 9.57 0.79 | 3.26% |
| GNMA 465268 6% 03/15/14 36208Y-Z9-3 | 102.18 | 262.31 | 268.04 | 259.61 | 8.43 | 15.73 1.31 | |
| PROGRESS ENERGY INC 6.05% MAR 15 2014 DTD 03/19/2009 743263-AM-7 BBB /BAA | 102.45 | 5,000.00 | 5,122.65 | 4,986.25 | 136.40 | 302.50 13.44 | 0.65% |
| ABBIE NATL TREASURY SERV FLOATING RATE APR 25 2014 DTD 04/27/2011 002799-AH-7 A /A2 | 100.50 | 5,000.00 | 5,025.05 | 5,002.22 | 22.83 | 92.19 17.42 | 0.94% |



LUCY & EMILY BEASLEY CHARITABLE TR ACCT. X15913522
For the Period 9/1/13 to 9/30/13

| | Price | Quantity | Value | Adjusted Tax Cost Original Cost | Unrealized Gain/Loss | Est. Annual Income Accrued Interest | Yield |
|---|--------|-----------|--------------------|------------------------------------|-------------------------|--|--------------|
| Short Term | | | | | | | |
| VODAFONE GROUP PLC 4.15% JUN 10 2014 DTD 06/10/2009 92857W-AT-7 A- /A3 | 102.44 | 10,000.00 | 10,243.50 | 9,993.30 | 250.20 | 415.00 127.95 | 0.63% |
| Total Short Term | | | \$40,998.61 | \$40,562.64 | \$435.97 | \$1,819.99 \$439.67 | 0.71% |
| US Fixed Income | | | | | | | |
| CREDIT SUISSE FB USA INC NOTES 4.7/8% JAN 15 2015 DTD 12/15/2004 22541L-AR-4 A /A1 | 105.52 | 10,000.00 | 10,551.80 | 10,500.20 | 51.60 | 487.50 102.91 | 0.57% |
| NATIONAL CITY CORP 4.9% JAN 15 2015 DTD 01/12/2005 635405-AQ-6 A- /A3 | 105.22 | 5,000.00 | 5,260.85 | 4,439.35 | 821.50 | 245.00 51.72 | 0.82% |
| US TREAS 4% 02/15/15 912828-DM-9 NR/AAA | 105.20 | 50,000.00 | 52,597.50 | 51,005.07 | 1,592.43 | 2,000.00 255.55 | 0.21% |
| MERCK & CO 4.3/4% MAR 1 2015 DTD 2/17/2005 589331-AK-3 AA /A1 | 105.92 | 5,000.00 | 5,295.75 | 5,057.80 | 237.95 | 237.50 19.79 | 0.55% |
| WORLD OMNI AUTO RECEIVABLES TRUST SER 2010-A CL A4 2.21% MAY 15 2015 DTD 01/28/2010 98153Y-AD-6 AAA /AAA | 100.18 | 8,649.26 | 8,665.09 | 8,758.73 | (93.64) | 191.14 8.49 | 0.62% |



LUCY & EMILY BEASLEY CHARITABLE TR ACCT. X15913522
For the Period 9/1/13 to 9/30/13

| | Price | Quantity | Value | Adjusted Tax Cost Original Cost | Unrealized Gain/Loss | Est Annual Income Accrued Interest | Yield |
|--|--------|-----------|-----------|------------------------------------|-------------------------|---------------------------------------|-------|
| US Fixed Income | | | | | | | |
| EXELON CORP NOTES 4.9% JUN 15 2015 DTD 6/9/2005 30161N-AD-3 BBB /BAA | 106.36 | 10,000.00 | 10,635.90 | 9,369.80 | 1,266.10 | 490.00 144.27 | 1.12% |
| SHELL INTERNATIONAL FIN 3.1% JUN 28 2015 DTD 06/28/2010 822582-AQ-5 AA /AA1 | 104.55 | 4,000.00 | 4,181.80 | 3,997.24 | 184.56 | 124.00 32.03 | 0.48% |
| US TREAS 4.25% 08/15/15 912828-EE-6 NR /AAA | 107.37 | 45,000.00 | 48,315.15 | 50,089.07 | (1,773.92) | 1,912.50 244.35 | 0.31% |
| KIMBERLY-CLARK CORPORATION 4.718% AUG 15 2015 DTD 8/11/2005 494368-AY-9 A /A2 | 108.19 | 15,000.00 | 16,228.95 | 14,924.25 | 1,304.70 | 731.25 93.43 | 0.47% |
| FHLMC GOLD G11040 7.5% 09/01/15 31283K-EM-6 | 103.07 | 344.63 | 355.22 | 355.18 | 0.04 | 25.84 2.15 | 2.29% |
| HYUNDAI AUTO RECEIVABLES TRUST SER 2011-B CL A3 1.04% SEP 15 2015 DTD 05/18/2011 44890E-AC-4 AAA /AAA | 100.13 | 9,808.74 | 9,821.69 | 9,863.91 | (42.22) | 102.01 4.53 | 0.62% |
| AON CORP SR NOTES 3 1/2% SEP 30 2015 DTD 09/10/2010 037389-AV-5 BBB /BAA | 105.08 | 2,000.00 | 2,101.62 | 1,990.34 | 111.28 | 70.00 0.19 | 0.93% |
| ARROW ELECTRONIC INC 3.3/8% NOV 01 2015 DTD 11/03/2010 04273W-AA-9 BBB /BAA | 103.69 | 5,000.00 | 5,184.45 | 5,215.75 | (31.30) | 168.75 70.31 | 1.57% |



LUCY & EMILY BEASLEY CHARITABLE TR ACCT. X15913522
For the Period 9/1/13 to 9/30/13

| | Price | Quantity | Value | Adjusted Tax Cost Original Cost | Unrealized Gain/Loss | Est. Annual Income Accrued Interest | Yield |
|------------------------------------|--------|-----------|-----------|------------------------------------|-------------------------|--|-------|
| US Fixed Income | | | | | | | |
| AMERPRISE FINANCIAL INC | | | | | | | |
| 5.65% NOV 15 2015 | 109.80 | 5,000.00 | 5,489.80 | 5,733.05 | (243.25) | 282.50 | 0.97% |
| DTD 11/23/2005 | | | | | | 106.72 | |
| 03076C-AB-2 A /A3 | | | | | | | |
| BHP BILLITON FINANCE USA | | | | | | | |
| 5 1/4% DEC 15 2015 | 109.98 | 15,000.00 | 16,496.25 | 14,667.60 | 1,828.65 | 787.50 | 0.69% |
| DTD 12/12/2005 | | | | | | 231.87 | |
| 055451-AB-4 A+ /A1 | | | | | | | |
| CITIGROUP INC | | | | | | | |
| SENIOR NOTES 5.3% JAN 7 2016 | 108.63 | 25,000.00 | 27,158.25 | 24,926.00 | 2,232.25 | 1,325.00 | 1.42% |
| DTD 12/8/2005 | | | | | | 309.15 | |
| 172967-DE-8 A- /BAA | | | | | | | |
| CISCO SYSTEMS | | | | | | | |
| NOTES 5 1/2% FEB 22 2016 | 111.33 | 15,000.00 | 16,698.90 | 14,624.10 | 2,074.80 | 825.00 | 0.71% |
| DTD 2/22/2006 | | | | | | 89.37 | |
| 17275R-AC-6 A+ /A1 | | | | | | | |
| TOTAL CAPITAL SA | | | | | | | |
| 2.3% MAR 15 2016 | 103.27 | 5,000.00 | 5,163.60 | 5,053.95 | 109.65 | 115.00 | 0.95% |
| DTD 09/15/2010 | | | | | | 5.11 | |
| 89152U-AE-2 AA- /AA1 | | | | | | | |
| JERSEY CENTRAL PWR & LT | | | | | | | |
| 5.625% 05/01/2016 DTD 11/01/2004 | 110.24 | 10,000.00 | 11,023.60 | 11,264.00 | (240.40) | 562.50 | 1.57% |
| 476556-CM-5 BBB /BAA | | | | | | 234.37 | |
| US TREAS 5.125% 05/15/16 | | | | | | | |
| 912828-FF-2 NR /AAA | 112.07 | 50,000.00 | 56,035.00 | 59,666.02 | (3,631.02) | 2,562.50 | 0.49% |
| | | | | | | 968.05 | |
| US TREAS 3.25% 05/31/16 | | | | | | | |
| 912828-KW-9 NR /AAA | 107.21 | 65,000.00 | 69,687.15 | 65,413.87 | 4,273.28 | 2,112.50 | 0.52% |
| | | | | | | 709.99 | |



LUCY & EMILY BEASLEY CHARITABLE TR ACCT. X15913522
For the Period 9/1/13 to 9/30/13

| | Price | Quantity | Value | Adjusted Tax Cost Original Cost | Unrealized Gain/Loss | Est Annual Income Accrued Interest | Yield |
|---|--------|-----------|-----------|------------------------------------|-------------------------|---------------------------------------|-------|
| US Fixed Income | | | | | | | |
| CAPITAL ONE FINANCIAL CO | | | | | | | |
| SUB NOTES 6 15% SEP 1 2016 | 112.16 | 10,000.00 | 11,216.00 | 9,999.20 | 1,216.80 | 615.00 | 1.85% |
| DTD 8/29/2006 | | | | | | 51.25 | |
| 14040H-AN-5 BBB /BAA | | | | | | | |
| CRH AMERICA INC | | | | | | | |
| 6% SEP 30 2016 | 112.96 | 5,000.00 | 5,648.20 | 5,379.35 | 268.85 | 300.00 | 1.56% |
| DTD 09/14/2006 | | | | | | 0.83 | |
| 12626P-AG-8 BBB /BAA | | | | | | | |
| US TREAS 1% 10/31/16 | | | | | | | |
| 912828-RM-4 NR /AAA | 100.96 | 30,000.00 | 30,288.30 | 30,248.44 | 39.86 | 300.00 | 0.68% |
| TEVA PHARMACEUT FIN BV | | | | | | | |
| 2.4% NOV 10 2016 | 103.22 | 5,000.00 | 5,160.95 | 5,006.30 | 154.65 | 120.00 | 1.34% |
| DTD 11/10/2011 | | | | | | 47.00 | |
| 88165F-AC-6 A- /A3 | | | | | | | |
| MACYS RETAIL HLDGS INC | | | | | | | |
| 5.9% DEC 01 2016 | 113.30 | 5,000.00 | 5,665.05 | 5,818.25 | (153.20) | 295.00 | 1.58% |
| DTD 11/29/2006 | | | | | | 98.33 | |
| 314275-AA-6 NR /BAA | | | | | | | |
| COMCAST CORP | | | | | | | |
| 6 1/2% JAN 15 2017 | 116.14 | 10,000.00 | 11,613.70 | 10,801.00 | 812.70 | 650.00 | 1.46% |
| DTD 7/14/2006 | | | | | | 137.22 | |
| 20030N-AP-6 A- /A3 | | | | | | | |
| P HONDA AUTO RECEIVABLES OWNER TRUST | | | | | | | |
| 2013-2 CL A3 0.530% 02/16/2017 | 99.70 | 19,000.00 | 18,943.59 | 18,694.96 | 248.63 | 100.70 | |
| DTD 04/24/2013 | | | | | | (4.20) | |
| 43814E-AC-9 /AAA | | | | | | | |
| FEDERAL NATL MTG ASSN GTD REMIC PASS | | | | | | | |
| THRU CTF REMIC TR 2002-5 CL-B DUE | 104.53 | 3,283.41 | 3,432.12 | 3,279.30 | 152.82 | 180.58 | 1.33% |
| 5.50% DUE 02/25/2017 | | | | | | 15.04 | |
| 31392B-SV-9 | | | | | | | |



LUCY & EMILY BEASLEY CHARITABLE TR ACCT. X15913522
For the Period 9/1/13 to 9/30/13

| | Price | Quantity | Value | Adjusted Tax Cost Original Cost | Unrealized Gain/Loss | Est. Annual Income Accrued Interest | Yield |
|---|--------|-----------|-----------|------------------------------------|-------------------------|--|-------|
| US Fixed Income | | | | | | | |
| INTUIT INC 5 3/4% MAR 15 2017 DTD 3/12/2007 461202-AB-9 BBB /BAA | 111.79 | 5,000.00 | 5,589.70 | 5,670.90 | (81.20) | 287.50 12.77 | 2.19% |
| PACCAR FINANCIAL CORP MTN 1 6% MAR 15 2017 DTD 03/06/2012 69371R-K5-4 A+ /A1 | 99.80 | 4,000.00 | 3,991.96 | 4,079.32 | (87.36) | 64.00 2.84 | 1.66% |
| MORGAN STANLEY 4 3/4% MAR 22 2017 DTD 03/22/2012 61747Y-DT-9 A- /BAA | 108.35 | 20,000.00 | 21,670.40 | 21,414.40 | 256.00 | 950.00 23.74 | 2.24% |
| AMERICAN EXPRESS CREDIT MTN 2 3/8% MAR 24 2017 DTD 03/26/2012 0258M0-DD-8 A- /A2 | 103.58 | 15,000.00 | 15,537.00 | 15,746.70 | (209.70) | 356.25 6.91 | 1.32% |
| FANNIE MAE SER 2002-12 CL PG 6% MAR 25 2017 DTD 2/1/2002 31392B-N6-9 | 106.16 | 2,892.71 | 3,070.84 | 2,930.67 | 140.17 | 173.56 14.46 | 0.63% |
| WYETH 5.45% APR 01 2017 DTD 03/27/2007 983024-AM-2 AA /A1 | 114.61 | 5,000.00 | 5,730.50 | 5,062.45 | 668.05 | 272.50 136.25 | 1.18% |
| U S A BOND STRIP PRIN PMT ZERO CPN 05/15/2017 DTD 05/16/1987 912803-AL-7 NR /NR | 96.71 | 35,000.00 | 33,849.55 | 30,545.25 24,848.52 | 3,304.30 | | 0.94% |



LUCY & EMILY BEASLEY CHARITABLE TR ACCT. X15913522
For the Period 9/1/13 to 9/30/13

| | Price | Quantity | Value | Adjusted Tax Cost Original Cost | Unrealized Gain/Loss | Est. Annual Income Accrued Interest | Yield |
|--|--------|------------|------------|------------------------------------|-------------------------|--|-------|
| US Fixed Income | | | | | | | |
| NORFOLK SOUTHERN CORP NOTES 7.70% MAY 15 2017 DTD 5/19/97 655844-AE-8 BBB /BAA | 120.38 | 5,000.00 | 6,018.85 | 5,581.75 | 437.10 | 385.00 145.44 | 1.86% |
| US BANCORP SR NOTES MTN 1.65% MAY 15 2017 DTD 05/08/2012 91159H-HD-5 A+ /A1 | 100.38 | 4,000.00 | 4,015.08 | 3,992.52 | 22.56 | 66.00 24.93 | 1.54% |
| AT&T INC 1.7% JUN 01 2017 DTD 06/14/2012 00206R-BF-8 A- /A3 | 100.04 | 6,000.00 | 6,002.10 | 6,105.48 | (103.38) | 102.00 33.99 | 1.69% |
| FNMA 5.375% 06/12/17 31398A-DM-1 AA+ /AAA | 115.58 | 25,000.00 | 28,895.00 | 30,336.50 | (1,441.50) | 1,343.75 406.85 | 1.07% |
| ERP OPERATING LP 5.3/4% JUN 15 2017 DTD 06/04/2007 26884A-AX-1 BBB /BAA | 112.81 | 5,000.00 | 5,640.55 | 4,957.95 | 682.60 | 287.50 60.69 | 2.13% |
| NATIONAL SEMICONDUCTOR CORP SR NT 2017 DTD 06/18/2007 6.60% DUE 06/15/2017 637640-AE-3 A+ /A1 | 117.57 | 5,000.00 | 5,878.70 | 5,951.75 | (73.05) | 330.00 97.16 | 1.69% |
| US TREAS 4.75% 08/15/17 912828-HA-1 NR /AAA | 114.34 | 135,000.00 | 154,364.40 | 158,815.23 | (4,450.83) | 6,412.50 819.31 | 0.97% |
| DEUTSCHE BANK AG LONDON 6% SEP 01 2017 DTD 08/29/2007 25152C-MN-3 A /A2 | 114.31 | 5,000.00 | 5,715.70 | 5,726.28 | (10.58) | 300.00 25.00 | 2.17% |



LUCY & EMILY BEASLEY CHARITABLE TR ACCT. X15913522
For the Period 9/1/13 to 9/30/13

| | Price | Quantity | Value | Adjusted Tax Cost Original Cost | Unrealized Gain/Loss | Est. Annual Income Accrued Interest | Yield |
|---|--------|-----------|-----------|------------------------------------|-------------------------|--|-------|
| US Fixed Income | | | | | | | |
| BANK OF MONTREAL | | | | | | | |
| MTN 1.4% SEP 11 2017 | 98.14 | 5,000.00 | 4,907.20 | 5,007.03 | (99.83) | 70.00 3.88 | 1.89% |
| DTD 09/11/2012 | | | | | | | |
| 06366R-HA-6 A+ /AA3 | | | | | | | |
| SUNTRUST BANKS | | | | | | | |
| SR NOTES 6% SEP 11 2017 | 114.01 | 5,000.00 | 5,700.25 | 4,999.60 | 700.65 | 300.00 16.66 | 2.27% |
| DTD 09/10/2007 | | | | | | | |
| 867914-AZ-6 BBB /BAA | | | | | | | |
| GENERAL ELEC CAP CORP | | | | | | | |
| MEDIUM TERM NOTES 5.5/8% SEP 15 2017 | 113.89 | 25,000.00 | 28,473.00 | 24,234.75 | 4,238.25 | 1,406.25 62.50 | 1.96% |
| DTD 09/24/2007 | | | | | | | |
| 36962G-3H-5 AA+ /A1 | | | | | | | |
| NYSE EURONEXT | | | | | | | |
| 2% OCT 05 2017 | 100.27 | 5,000.00 | 5,013.45 | 5,025.94 | (12.49) | 100.00 48.88 | 1.93% |
| DTD 10/05/2012 | | | | | | | |
| 629491-AB-7 A /A3 | | | | | | | |
| DIAGEO CAPITAL PLC | | | | | | | |
| NOTES 5.3/4% OCT 23 2017 | 115.37 | 15,000.00 | 17,305.35 | 15,468.60 | 1,836.75 | 862.50 378.54 | 1.81% |
| DTD 10/26/2007 | | | | | | | |
| 25243Y-AM-1 A- /A3 | | | | | | | |
| FEDERAL NATL MTG ASSN GTD REMIC PASS | | | | | | | |
| THRU CTF REMIC TR 2002-62 CL-ZE | 105.56 | 11,839.65 | 12,498.40 | 11,093.44 ** | N/A | 651.18 54.26 | 1.43% |
| 5.50% DUE 11/25/2017 | | | | | | | |
| 31392E-2R-0 | | | | | | | |
| FEDERAL NATL MTG ASSN GTD REMIC PASS | | | | | | | |
| THRU CTF REMIC TR 2002-71 CL-UC | 105.59 | 6,646.98 | 7,018.75 | 6,302.18 | 716.57 | 332.34 27.69 | 0.94% |
| 5.00% DUE 11/25/2017 | | | | | | | |
| 31392F-DQ-7 | | | | | | | |



LUCY & EMILY BEASLEY CHARITABLE TR ACCT. X15913522
For the Period 9/1/13 to 9/30/13

| | Price | Quantity | Value | Adjusted Tax Cost Original Cost | Unrealized Gain/Loss | Est. Annual Income Accrued Interest | Yield |
|--|--------|-----------|------------|------------------------------------|-------------------------|--|-------|
| US Fixed Income | | | | | | | |
| TEXTRON INC NT DTD 12/04/2007 5 60% DUE 12/01/2017 883203-BL-4 BBB /BAA | 110.16 | 5,000.00 | 5,507.75 | 5,235.55 | 272.20 | 280.00 93.33 | 2.99% |
| AMERICAN INTL GROUP 5 85% JAN 16 2018 DTD 12/12/2007 02687Q-DG-0 A- /BAA | 113.82 | 5,000.00 | 5,690.95 | 5,889.95 | (199.00) | 292.50 60.93 | 2.44% |
| AT&T INC 5 1/2% FEB 01 2018 DTD 02/01/2008 00206R-AJ-1 A- /A3 | 113.62 | 4,000.00 | 4,544.72 | 4,831.08 | (286.36) | 220.00 36.66 | 2.19% |
| HONEYWELL INTERNATIONAL 5 3% MAR 01 2018 DTD 02/29/2008 438516-AX-4 A /A2 | 114.85 | 5,000.00 | 5,742.45 | 5,369.35 | 373.10 | 265.00 22.08 | 1.79% |
| MIDAMERICAN ENERGY CO 5 3% MAR 15 2018 DTD 03/25/2008 595620-AH-8 A /NR | 115.21 | 10,000.00 | 11,520.70 | 9,971.80 | 1,548.90 | 530.00 23.55 | 1.74% |
| ORACLE CORP 5 3/4% APR 15 2018 DTD 04/09/2008 68389X-AC-9 A+ /A1 | 116.53 | 5,000.00 | 5,826.65 | 4,997.65 | 829.00 | 287.50 132.56 | 1.93% |
| US TREAS 3.875% 05/15/18 912828-HZ-6 NR /AAA | 111.85 | 90,000.00 | 100,666.80 | 95,473.92 | 5,192.88 | 3,487.50 1,317.42 | 1.23% |
| DOW CHEMICAL COMPANY 5 7% MAY 15 2018 DTD 05/06/2008 260543-BV-4 BBB /BAA | 115.26 | 5,000.00 | 5,763.05 | 5,519.40 | 243.65 | 285.00 107.66 | 2.21% |



LUCY & EMILY BEASLEY CHARITABLE TR ACCT. X15913522
For the Period 9/1/13 to 9/30/13

| | Price | Quantity | Value | Adjusted Tax Cost Original Cost | Unrealized Gain/Loss | Est Annual Income Accrued Interest | Yield |
|---|--------|-----------|-----------|------------------------------------|-------------------------|---------------------------------------|-------|
| US Fixed Income | | | | | | | |
| FEDERAL NATL MTG ASSN GTD REMIC PASS THRU TR REMIC TR 2003-32 CL-NG 5.00% DUE 05/25/2018 31393B-PC-3 | 106.24 | 25,000.00 | 26,559.00 | 24,210.94 | 2,348.06 | 1,250.00 104.15 | 0.55% |
| E.I. DU PONT DE NEMOURS SR NOTES 6% JUL 15 2018 DTD 07/28/2008 263534-BT-5 A /A2 | 118.69 | 10,000.00 | 11,869.00 | 10,159.70 | 1,709.30 | 600.00 126.66 | 1.90% |
| BNP PARIBAS MTN 2.700% 08/20/2018 DTD 08/20/2013 05574L-PT-9 A+ /A2 | 101.10 | 2,000.00 | 2,021.96 | 1,996.28 | 25.68 | 54.00 6.15 | 2.46% |
| KRAFT FOODS INC NOTES 6 1/8% AUG 23 2018 DTD 05/22/2008 50075N-AV-6 BBB/BAA | 116.91 | 5,000.00 | 5,845.50 | 5,774.75 | 70.75 | 306.25 32.32 | 2.44% |
| NATIONAL RURAL UTIL CORP 10.3/8% NOV 01 2018 DTD 10/30/2008 637432-LR-4 A+ /A1 | 137.16 | 5,000.00 | 6,857.90 | 6,738.00 | 119.90 | 518.75 216.14 | 2.54% |
| PEPSICO INC 7.9% NOV 01 2018 DTD 10/24/2008 713448-BJ-6 A- /A1 | 127.34 | 5,000.00 | 6,366.90 | 5,773.65 | 593.25 | 395.00 164.58 | 2.19% |
| US TREAS 3.75% 11/15/18 912828-JR-2 NR /AAA | 111.59 | 35,000.00 | 39,057.90 | 35,725.98 | 3,331.92 | 1,312.50 495.81 | 1.40% |
| FNMA 697953 4.5% 01/01/19 31400U-MA-9 | 106.62 | 3,877.97 | 4,134.69 | 3,946.44 | 188.25 | 174.50 14.54 | 1.12% |



LUCY & EMILY BEASLEY CHARITABLE TR ACCT. X15913522
For the Period 9/1/13 to 9/30/13

| | Price | Quantity | Value | Adjusted Tax Cost Original Cost | Unrealized Gain/Loss | Est Annual Income Accrued Interest | Yield |
|---|--------|-----------|-----------|------------------------------------|-------------------------|---------------------------------------|-------|
| US Fixed Income | | | | | | | |
| FEDERAL HOME LN MTG CORP MULTICLASS MTG PARTN CTFS GTD SER 2892 CL 2982-BN 5 00% DUE 01/15/2019 31395J-MT-0 | 100.14 | 1,872.63 | 1,875.25 | 1,879.35 | (4.10) | 93.63 7.80 | 0.66% |
| GOLDMAN SACHS GROUP INC SR NOTES 7 1/2% FEB 15 2019 DTD 02/05/2009 38141E-A2-5 A-/A3 | 120.80 | 17,000.00 | 20,536.00 | 19,356.19 | 1,179.81 | 1,275.00 162.91 | 3.25% |
| SEMPRA ENERGY 9.8% FEB 15 2019 DTD 11/20/2008 816851-AK-5 BBB /BAA | 134.46 | 5,000.00 | 6,723.10 | 5,327.15 | 1,395.95 | 490.00 62.61 | 2.84% |
| RYDER SYSTEM INC MTN 2.350% 02/26/2019 DTD 02/26/2013 78355H-JU-4 BBB /BAA | 98.00 | 4,000.00 | 3,920.08 | 3,995.56 | (75.48) | 94.00 9.13 | 2.75% |
| NEWS AMERICA INC 6.9% MAR 01 2019 DTD 02/13/2009 652482-BT-6 BBB /NR | 120.65 | 5,000.00 | 6,032.40 | 6,071.15 | (38.75) | 345.00 28.75 | 2.77% |
| ANADARKO PETROLEUM CORP NOTES 8.7% MAR 15 2019 DTD 03/05/2009 032511-BC-0 BBB /BAA | 129.14 | 5,000.00 | 6,457.10 | 4,944.95 | 1,512.15 | 435.00 19.33 | 2.89% |
| ATOMS ENERGY CORP 8 1/2% MAR 15 2019 DTD 03/26/2009 049560-AJ-4 BBB /BAA | 129.02 | 5,000.00 | 6,450.80 | 4,990.65 | 1,460.15 | 425.00 18.88 | 2.74% |



LUCY & EMILY BEASLEY CHARITABLE TR ACCT. X15913522
For the Period 9/1/13 to 9/30/13

| | Price | Quantity | Value | Adjusted Tax Cost Original Cost | Unrealized Gain/Loss | Est. Annual Income Accrued Interest | Yield |
|--|--------|-----------|-----------|------------------------------------|-------------------------|--|-------|
| US Fixed Income | | | | | | | |
| EATON CORP 6.95% MAR 20 2019 DTD 3/16/2009 278058-DH-2 A- /BAA | 119.85 | 5,000.00 | 5,992.60 | 5,189.95 | 802.65 | 347.50 10.61 | 2.99% |
| KANSAS CITY POWER & LT 7.15% APR 01 2019 DTD 03/24/2009 485134-BL-3 A- /A3 | 122.38 | 3,000.00 | 3,671.52 | 3,851.58 | (180.06) | 214.50 107.25 | 2.74% |
| SIMON PROPERTY GROUP LP SR NOTES 10.35% APR 01 2019 DTD 03/25/2009 828807-CA-3 A /A2 | 137.70 | 5,000.00 | 6,885.10 | 6,972.30 | (87.20) | 517.50 258.75 | 2.89% |
| CONAGRA FOODS INC NOTES 7% APR 15 2019 DTD 04/14/2009 205887-BF-8 BBB /BAA | 120.73 | 5,000.00 | 6,036.70 | 6,288.95 | (252.25) | 350.00 161.38 | 2.92% |
| RIO TINTO FIN USA LTD 9% MAY 01 2019 DTD 04/17/2009 767201-AH-9 A- /A3 | 129.75 | 4,000.00 | 5,189.84 | 5,493.24 | (303.40) | 360.00 150.00 | 3.15% |
| FEDERAL HOME LN MTG CORP MULTICLASS MTG PARTN CTFS GTD SER 2798 CL JL 4.50% DUE 05/15/2019 31394X-Y2-6 | 105.41 | 14,503.99 | 15,289.09 | 14,309.09 | 980.00 | 652.67 54.38 | 1.14% |
| AFLAC INC SR NOTES 8 1/2% MAY 15 2019 DTD 05/21/2009 001055-AC-6 A- /A3 | 129.53 | 5,000.00 | 6,476.50 | 6,383.90 | 92.60 | 425.00 160.55 | 2.79% |



LUCY & EMILY BEASLEY CHARITABLE TR ACCT. X15913522
For the Period 9/1/13 to 9/30/13

| | Price | Quantity | Value | Adjusted Tax Cost Original Cost | Unrealized Gain/Loss | Est. Annual Income Accrued Interest | Yield |
|---|--------|-----------|-----------|------------------------------------|-------------------------|--|-------|
| US Fixed Income | | | | | | | |
| PRINCIPAL FINL GROUP INC GTD SR NT | | | | | | | |
| 8 7/8% MAY 15 2019 | 130.09 | 5,000.00 | 6,504.70 | 6,726.55 | (221.85) | 443.75 | 3.01% |
| DTD 05/21/2009 | | | | | | 167.63 | |
| 74251V-AD-4 BBB /A3 | | | | | | | |
| BANK OF AMERICA CORP | | | | | | | |
| SR NOTES 7 5/8% JUN 01 2019 | 122.65 | 25,000.00 | 30,663.50 | 30,263.80 | 399.70 | 1,906.25 | 3.22% |
| DTD 06/02/2009 | | | | | | 635.40 | |
| 06051G-DZ-9 A- /BAA | | | | | | | |
| ACE INA HOLDINGS | | | | | | | |
| 5 9% JUN 15 2019 | 118.62 | 10,000.00 | 11,862.20 | 10,850.00 | 1,012.20 | 590.00 | 2.39% |
| DTD 06/08/2009 | | | | | | 173.72 | |
| 00440E-AM-9 A /A3 | | | | | | | |
| BUNGE LIMITED FINANCE CO | | | | | | | |
| 8 1/2% JUN 15 2019 | 123.96 | 5,000.00 | 6,198.20 | 5,126.81 | 1,071.39 | 425.00 | 3.79% |
| DTD 06/09/2009 | | | | | | 125.13 | |
| 120568-AT-7 BBB /BAA | | | | | | | |
| FNMA 761534 5% 07/01/19 | | | | | | | |
| 31403Y-BB-8 | 107.80 | 3,750.21 | 4,042.76 | 3,825.80 | 216.96 | 187.51 | 1.27% |
| | | | | | | 15.62 | |
| FNMA 790734 5% 09/01/19 | | | | | | | |
| 31405J-PT-5 | 107.83 | 6,493.14 | 7,001.42 | 6,435.34 | 566.08 | 324.65 | 1.37% |
| | | | | | | 27.05 | |
| BURLINGTN NORTH SANTA FE | | | | | | | |
| 4 7% OCT 01 2019 | 111.60 | 5,000.00 | 5,580.10 | 4,991.25 | 588.85 | 235.00 | 2.60% |
| DTD 09/24/2009 | | | | | | 117.50 | |
| 12189T-BC-7 BBB /A3 | | | | | | | |
| THOMSON REUTERS CORP | | | | | | | |
| NOTES 4 7% OCT 15 2019 | 109.73 | 5,000.00 | 5,486.70 | 4,982.45 | 504.25 | 235.00 | 2.93% |
| DTD 09/29/2009 | | | | | | 108.36 | |
| 884903-BG-9 A- /BAA | | | | | | | |



LUCY & EMILY BEASLEY CHARITABLE TR ACCT. X15913522
For the Period 9/1/13 to 9/30/13

| | Price | Quantity | Value | Adjusted Tax Cost Original Cost | Unrealized Gain/Loss | Est. Annual Income Accrued Interest | Yield |
|--|--------|-----------|-----------|------------------------------------|-------------------------|--|-------|
| US Fixed Income | | | | | | | |
| US TREAS 3.375% 11/15/19 912828-LY-4 NR /AAA | 109.72 | 80,000.00 | 87,775.20 | 82,882.81 | 4,892.39 | 2,700.00 1,020.00 | 1.70% |
| FREDDIE MAC SER 2886 CL BE 4.5% NOV 15 2019 DTD 11/01/2004 31395H-ZF-0 | 107.11 | 25,000.00 | 26,778.25 | 25,625.00 | 1,153.25 | 1,125.00 93.75 | 1.12% |
| WESTPAC BANKING CORP NOTES 4.7/8% NOV 19 2019 DTD 11/19/2009 961214-BK-8 AA-/AA2 | 111.38 | 12,000.00 | 13,365.84 | 11,991.48 | 1,374.36 | 585.00 214.50 | 2.84% |
| FHLMC GOLD B17378 4.5% 12/01/19 312970-FT-8 | 106.54 | 5,849.11 | 6,231.64 | 5,832.68 | 398.96 | 263.20 21.93 | 1.23% |
| BLACKROCK INC 5% DEC 10 2019 DTD 12/10/2009 09247X-AE-1 A+ /A1 | 113.71 | 5,000.00 | 5,685.35 | 4,974.73 | 710.62 | 250.00 77.08 | 2.59% |
| FNMA 805119 5.5% 01/01/20 31406B-PC-8 | 107.17 | 7,302.35 | 7,825.64 | 7,264.97 | 560.67 | 401.62 33.46 | 2.22% |
| BANK OF NEW YORK MELLON NOTES 4.6% JAN 15 2020 DTD 11/16/2009 06406H-BP-3 A+ /AA3 | 109.71 | 5,000.00 | 5,485.45 | 4,990.25 | 495.20 | 230.00 48.55 | 2.90% |
| POTASH CORP-SASKATCHEWAN 4.875% MAR 30 2020 DTD 09/28/2009 73755L-AH-0 A- /A3 | 109.02 | 5,000.00 | 5,451.20 | 5,354.23 | 96.97 | 243.75 | 3.32% |
| FNMA 822435 4.5% 04/01/20 31406W-V4-3 | 106.18 | 5,856.39 | 6,218.49 | 5,822.40 | 396.09 | 263.53 21.96 | 1.75% |



LUCY & EMILY BEASLEY CHARITABLE TR ACCT. X15913522
For the Period 9/1/13 to 9/30/13

| | Price | Quantity | Value | Adjusted Tax Cost Original Cost | Unrealized Gain/Loss | Est. Annual Income Accrued Interest | Yield |
|---|--------|-----------|-----------|------------------------------------|-------------------------|--|-------|
| US Fixed Income | | | | | | | |
| CNA FINANCIAL CORP 5 7/8% AUG 15 2020 DTD 08/10/2010 126117-AQ-3 BBB /BAA | 114.66 | 2,000.00 | 2,293.18 | 1,993.70 | 299.48 | 117.50 15.01 | 3.46% |
| EBAY INC 3 1/4% OCT 15 2020 DTD 10/28/2010 278642-AC-7 A /A2 | 102.33 | 5,000.00 | 5,116.35 | 4,705.40 | 410.95 | 162.50 74.93 | 2.88% |
| UNITEDHEALTH GROUP INC NOTES 3 7/8% OCT 15 2020 DTD 10/25/2010 91324P-BM-3 A /A3 | 105.21 | 3,000.00 | 3,156.33 | 3,276.36 | (120.03) | 116.25 53.60 | 3.05% |
| US TREAS 2.625% 11/15/20 912828-PC-8 NR /AAA | 104.02 | 65,000.00 | 67,610.40 | 62,050.59 | 5,559.81 | 1,706.25 644.54 | 2.02% |
| PETROBRAS INTL FIN CO 5 3/8% JAN 27 2021 DTD 01/27/2011 71645W-AR-2 BBB /A3 | 100.99 | 5,000.00 | 5,049.30 | 5,465.60 | (416.30) | 268.75 47.77 | 5.21% |
| HCP INC 5 3/8% FEB 01 2021 DTD 01/24/2011 40414L-AD-1 BBB /BAA | 109.64 | 5,000.00 | 5,481.75 | 5,664.05 | (182.30) | 268.75 44.79 | 3.85% |
| OCCIDENTAL PETROLEUM COR 4 1% FEB 01 2021 DTD 12/16/2010 674599-BY-0 A /A1 | 104.63 | 5,000.00 | 5,231.45 | 5,174.72 | 56.73 | 205.00 34.16 | 3.38% |
| DIRECTV HLDG FIN INC 5% MAR 01 2021 DTD 03/10/2011 25459H-BA-2 BBB /BAA | 102.61 | 5,000.00 | 5,130.65 | 5,006.60 | 124.05 | 250.00 20.83 | 4.58% |



LUCY & EMILY BEASLEY CHARITABLE TR ACCT. X15913522
For the Period 9/1/13 to 9/30/13

| | Price | Quantity | Value | Adjusted Tax Cost Original Cost | Unrealized Gain/Loss | Est Annual Income Accrued Interest | Yield |
|----------------------------------|--------|-----------|-----------|------------------------------------|-------------------------|---------------------------------------|-------|
| US Fixed Income | | | | | | | |
| BP CAPITAL MARKETS PLC | | | | | | | |
| 4.742% MAR 11 2021 | 108.69 | 5,000.00 | 5,434.70 | 5,000.00 | 434.70 | 237.10 | 3.41% |
| DTD 03/11/2011 | | | | | | 13.17 | |
| 05565Q-BR-8 A /A2 | | | | | | | |
| KEYCORP | | | | | | | |
| MTN 5.1% MAR 24 2021 | 109.97 | 5,000.00 | 5,498.50 | 5,748.85 | (250.35) | 255.00 | 3.57% |
| DTD 03/24/2011 | | | | | | 4.95 | |
| 49326E-ED-1 BBB /BAA | | | | | | | |
| FNMA 745562 5.5% 04/01/21 | | | | | | | |
| 31403D-JF-7 | 106.91 | 17,974.08 | 19,215.19 | 19,501.88 | (286.69) | 988.57 | 2.67% |
| FNMA 888104 5% 05/01/21 | | | | | | | |
| 31410F-U5-2 | 106.48 | 23,306.98 | 24,816.34 | 24,974.89 | (158.55) | 1,165.34 | 2.37% |
| US TREAS 2.125% 08/15/21 | | | | | | | |
| 912828-RC-6 NR /AAA | 99.21 | 35,000.00 | 34,723.85 | 35,611.13 | (887.28) | 743.75 | 2.23% |
| TOYOTA MOTOR CREDIT CORP | | | | | | | |
| MTN 3.4% SEP 15 2021 | 100.83 | 5,000.00 | 5,041.70 | 4,987.39 | 54.31 | 170.00 | 3.28% |
| DTD 09/15/2011 | | | | | | 7.55 | |
| 89233P-5F-9 AA- /AA3 | | | | | | | |
| LOWE'S COMPANIES INC | | | | | | | |
| 3.8% NOV 15 2021 | 102.67 | 5,000.00 | 5,133.55 | 5,049.75 | 83.80 | 190.00 | 3.42% |
| DTD 11/23/2011 | | | | | | 71.77 | |
| 548661-CV-7 A- /A3 | | | | | | | |
| UNITEDHEALTH GROUP INC | | | | | | | |
| 3.3/8% NOV 15 2021 | 100.10 | 2,000.00 | 2,002.06 | 2,092.88 | (90.82) | 67.50 | 3.36% |
| DTD 11/10/2011 | | | | | | 25.50 | |
| 91324P-BT-8 A /A3 | | | | | | | |



LUCY & EMILY BEASLEY CHARITABLE TR ACCT. X15913522
For the Period 9/1/13 to 9/30/13

| | Price | Quantity | Value | Adjusted Tax Cost Original Cost | Unrealized Gain/Loss | Est Annual Income Accrued Interest | Yield |
|---|--------|------------|------------|------------------------------------|-------------------------|---------------------------------------|-------|
| US Fixed Income | | | | | | | |
| HSBC HOLDINGS PLC 4 875% JAN 14 2022 DTD 11/17/2011 404280-AL-3 A+ /AA3 | 108.24 | 5,000.00 | 5,412.10 | 5,392.90 | 19.20 | 243.75 52.13 | 3.71% |
| FNMA 254193 6% 02/01/22 31371K-KE-0 | 109.54 | 24,645.15 | 26,995.56 | 27,302.19 | (306.63) | 1,478.70 123.22 | 2.39% |
| US TREAS 2% 02/15/22 912828-SF-8 NR /AAA | 97.25 | 110,000.00 | 106,975.00 | 113,919.13 | (6,944.13) | 2,200.00 281.05 | 2.36% |
| CBS CORP 3 3/8% MAR 01 2022 DTD 03/02/2012 124857-AG-8 BBB /BAA | 95.71 | 5,000.00 | 4,785.25 | 4,934.45 | (149.20) | 168.75 14.06 | 3.98% |
| ABB FINANCE USA INC 2 875% MAY 08 2022 DTD 05/08/2012 00037B-AB-8 A /A2 | 96.91 | 5,000.00 | 4,845.50 | 5,175.35 | (329.85) | 143.75 57.10 | 3.29% |
| FHLMC GOLD 6.5% 06/01/22 31335H-TJ-2 | 111.12 | 30,237.55 | 33,599.06 | 33,412.49 | 186.57 | 1,965.44 163.76 | 1.66% |
| REPUBLIC SERVICES INC 3 55% JUN 01 2022 DTD 05/21/2012 760759-AP-5 BBB /BAA | 98.16 | 2,000.00 | 1,963.28 | 1,994.46 | (31.18) | 71.00 23.66 | 3.80% |
| FNMA 7.5% 07/25/22 31358P-HT-7 NR /NR | 113.44 | 23,789.68 | 26,986.30 | 26,852.60 | 133.70 | 1,784.22 148.68 | 2.10% |
| TRANS-CANADA PIPELINES 2 5% AUG 01 2022 DTD 08/02/2012 893526-DM-2 A- /A3 | 92.38 | 5,000.00 | 4,619.05 | 4,898.00 | (278.95) | 125.00 20.83 | 3.51% |



LUCY & EMILY BEASLEY CHARITABLE TR ACCT. X15913522
For the Period 9/1/13 to 9/30/13

| | Price | Quantity | Value | Adjusted Tax Cost Original Cost | Unrealized Gain/Loss | Est Annual Income Accrued Interest | Yield |
|--|--------|-----------|-----------|------------------------------------|-------------------------|---------------------------------------|-------|
| US Fixed Income | | | | | | | |
| FHLMC GOLD C90580 6% 09/01/22 31335H-JD-3 | 108.85 | 20,395.11 | 22,200.89 | 22,294.40 | (93.51) | 1,223.70 101.97 | 1.90% |
| CME GROUP INC 3% SEP 15 2022 DTD 09/10/2012 12572Q-AE-5 AA- /AA3 | 94.78 | 5,000.00 | 4,738.80 | 4,984.55 | (245.75) | 150.00 6.66 | 3.69% |
| FEDERAL NATL MTG ASSN GTD REMIC PASS THRU CTF REMIC TR 1992-G61 CL Z 7.00% DUE 10/25/2022 31358Q-W2-7 NR /NR | 113.98 | 8,921.87 | 10,169.15 | 9,301.06 | 868.09 | 624.53 52.04 | 2.09% |
| WELLS FARGO & COMPANY 3.450% 02/13/2023 DTD 02/13/2013 94974B-FJ-4 A /A3 | 93.50 | 25,000.00 | 23,374.50 | 25,443.25 | (2,068.75) | 862.50 115.00 | 4.30% |
| CARDINAL HEALTH INC 3.200% 03/15/2023 DTD 02/22/2013 14149Y-AY-4 A- /BAA | 93.83 | 5,000.00 | 4,691.25 | 4,609.50 | 81.75 | 160.00 7.11 | 3.99% |
| FEDERAL NATL MTG ASSN GTD REMIC PASS THRU CTF REMIC TR 2003-28 CL 28-TC 5.50% DUE 04/25/2023 31393A-FD-4 | 108.61 | 22,092.71 | 23,994.89 | 21,454.96 | 2,539.93 | 1,215.09 101.25 | 1.10% |
| NEWS AMER HLDGS INC NOTE 8.875% 4/26/23 DTD 4/26/1993 652478-AL-2 BBB /BAA | 130.98 | 4,000.00 | 5,239.04 | 5,587.56 | (348.52) | 355.00 152.84 | 4.80% |
| FHLMC GOLD 5% 05/01/23 31335H-XC-2 | 107.56 | 28,801.15 | 30,978.52 | 30,817.23 | 161.29 | 1,440.05 119.98 | 1.67% |
| PRINCIPAL FINANCIAL GROU 3.125% 05/15/2023 DTD 11/16/2012 74251V-AH-5 BBB /A3 | 95.69 | 2,000.00 | 1,913.80 | 1,997.16 | (83.36) | 62.50 23.61 | 3.66% |



LUCY & EMILY BEASLEY CHARITABLE TR ACCT. X15913522
For the Period 9/1/13 to 9/30/13

| | Price | Quantity | Value | Adjusted Tax Cost Original Cost | Unrealized Gain/Loss | Est. Annual Income Accrued Interest | Yield |
|--|--------|-----------|-----------|------------------------------------|-------------------------|--|-------|
| US Fixed Income | | | | | | | |
| STATE STREET CORP 3 100% 05/15/2023 DTD 05/15/2013 857477-AL-7 A /A2 | 93.32 | 2,000.00 | 1,866.44 | 1,996.76 | (130.32) | 62.00 23.42 | 3.94% |
| ENERGY ARKANSAS INC 3 050% 06/01/2023 DTD 05/30/2013 29364D-AR-1 A- /A3 | 95.46 | 2,000.00 | 1,909.20 | 2,001.65 | (92.45) | 61.00 20.50 | 3.61% |
| FNMA REMIC TRUST 5% SER 2003-55 CL CD JUN 25 2023 DTD 05/01/2003 31393C-PD-9 AAA /AAA | 107.97 | 8,805.51 | 9,507.57 | 8,428.53 | 1,079.04 | 440.27 36.68 | 1.34% |
| FEDERAL NATL MTG ASSN GTD REMIC PASS THRU TR REMIC TR 2003-46 CL-HB 4 00% DUE 06/25/23 31393C-ZH-9 | 101.56 | 3,247.35 | 3,298.11 | 3,011.91 | 286.20 | 129.89 10.82 | 1.16% |
| FNMA 889735 5.5% 07/01/23 31410K-PU-2 | 107.17 | 19,415.59 | 20,806.91 | 21,223.67 | (416.76) | 1,067.85 88.98 | 2.97% |
| FEDERAL NATIONAL MORTGAGE ASSN GTD REMIC PASS THRU CTF SER 2004-92 CL MR 4 1/4% AUG 25 2023 DTD 11/1/2004 31394B-RG-1 | 100.01 | 203.38 | 203.40 | 194.67 | 8.73 | 8.64 0.72 | 0.84% |
| FNMA 254915 4.5% 09/01/23 31371L-DU-0 | 107.63 | 17,853.69 | 19,215.39 | 18,885.85 | 329.54 | 803.41 66.95 | 1.89% |
| FEDERAL HOME LN MTG CORP MULTICLASS MTG PARTN CTFS GTD SER 1591 CL 1591-PK 6 350% DUE 10/15/2023 3133T1-VW-9 | 112.07 | 6,473.41 | 7,254.49 | 6,674.70 | 579.79 | 411.06 34.25 | 1.44% |



LUCY & EMILY BEASLEY CHARITABLE TR ACCT. X15913522
For the Period 9/1/13 to 9/30/13

| | Price | Quantity | Value | Adjusted Tax Cost Original Cost | Unrealized Gain/Loss | Est. Annual Income Accrued Interest | Yield |
|--|--------|-----------|-----------|------------------------------------|-------------------------|--|--------|
| US Fixed Income | | | | | | | |
| FREDDIE MAC | | | | | | | |
| SER 2835 CL HB 5 5% AUG 15 2024 | 108 88 | 21,960 96 | 23,911 53 | 23,772 72 | 138 81 | 1,207 85 100 64 | 1 10 % |
| DTD 08/01/2004 | | | | | | | |
| 31395E-YP-6 | | | | | | | |
| FNMA 888656 6.5% 04/01/25 | | | | | | | |
| 31410G-H9-7 | 110 99 | 11,368 24 | 12,617 38 | 11,707 07 | 910.31 | 738 93 61 57 | 2.99% |
| FHLMC | | | | | | | |
| SER 3710 CL GB 4% AUG 15 2025 | 107 55 | 25,000 00 | 26,887 00 | 27,656 25 | (769.25) | 1,000 00 44.42 | 2.25% |
| DTD 08/01/2010 | | | | | | | |
| 3137A1-LY-7 | | | | | | | |
| FANNIE MAE | | | | | | | |
| SER 2005-121 CL DY 5 5% JAN 25 2026 | 110 88 | 30,000 00 | 33,265 20 | 34,537 50 | (1,272 30) | 1,650 00 137.49 | 1 79% |
| DTD 12/01/2005 | | | | | | | |
| 31394V-AL-4 | | | | | | | |
| FEDERAL HOME LN MTG CORP MULTICLASS | | | | | | | |
| MTG PARTN CTF5 GTD SER 3132 CL MC | 108 49 | 25,000.00 | 27,121 25 | 25,070 31 | 2,050 94 | 1,375 00 114 57 | 2 02% |
| 5 50% DUE 03/15/2026 | | | | | | | |
| 31396J-HP-3 | | | | | | | |
| FNMA 256556 6% 01/01/27 | | | | | | | |
| 31371M-5R-4 NR /NR | 109 58 | 19,262 26 | 21,107.20 | 21,044 02 | 63.18 | 1,155.73 96 31 | 3 11% |
| FNMA 6.5% 04/18/28 | | | | | | | |
| 31359T-CU-0 | 112 97 | 11,989 00 | 13,543 85 | 13,244 07 | 299 78 | 779 28 64 93 | 2 80% |
| GNMA 462816 7% 06/15/28 | | | | | | | |
| 36208W-DV-2 | 115 40 | 940 80 | 1,085 66 | 959 03 | 126 63 | 65 85 5 48 | 2 92% |
| FANNIE MAE | | | | | | | |
| SER 1998-37 CL VZ 6% JUN 17 2028 | 110 29 | 7,815.93 | 8,620 42 | 7,972 26 | 648 16 | 468.95 39 07 | 1 78% |
| DTD 06/01/1998 | | | | | | | |
| 31359T-6P-8 NR /NR | | | | | | | |



LUCY & EMILY BEASLEY CHARITABLE TR ACCT. X15913522
For the Period 9/1/13 to 9/30/13

| | Price | Quantity | Value | Adjusted Tax Cost Original Cost | Unrealized Gain/Loss | Est. Annual Income Accrued Interest | Yield |
|--|--------|-----------|-----------|------------------------------------|-------------------------|--|-------|
| US Fixed Income | | | | | | | |
| FNMA 630225 6.5% 03/01/32 31389N-D6-9 | 111.43 | 2,166.57 | 2,414.27 | 2,171.70 | 242.57 | 140.82 11.73 | 3.45% |
| FEDERAL HOME LN MTG CORP MULTICLASS MTG PARTN CTFS GTD SER 2744 CL 2744-TU 5.50% DUE 05/15/2032 31394P-RU-9 | 103.95 | 9,724.00 | 10,108.49 | 9,626.76 | 481.73 | 534.82 44.56 | 1.29% |
| FEDERAL HOME LN MTG CORP MULTICLASS MTG PARTN CTFS GTD SER 2737 CL UD 5.50% DUE 07/15/2032 31394N-YG-7 | 101.77 | 4,020.36 | 4,091.64 | 3,948.75 | 142.89 | 221.11 18.42 | 0.77% |
| FANNIE MAE SER 2004-45 CL ZL 6% OCT 15 2032 DTD 05/01/2004 31393Y-YL-3 | 109.85 | 15,761.70 | 17,313.60 | 14,756.82 ** | N/A | 945.70 78.80 | 1.77% |
| FHLMC GOLD C01435 6% 12/01/32 31292H-SY-1 | 110.47 | 5,596.93 | 6,183.15 | 5,756.08 | 427.07 | 335.81 27.98 | 2.62% |
| FHLMC GOLD C76970 5.5% 02/01/33 31288F-W7-5 | 109.27 | 1,019.91 | 1,114.46 | 1,059.43 | 55.03 | 56.09 4.67 | 2.50% |
| FHLMC REMIC 2569 CL LD 5.500% 02/15/2033 DTD 02/01/2003 31393K-DS-1 | 109.43 | 24,982.84 | 27,337.72 | 27,762.18 | (424.46) | 1,374.05 114.49 | 1.52% |
| FNMA SER 2003-20 CL MZ 5.75% MAR 25 2033 DTD 02/01/2003 31392J-TL-3 | 110.13 | 44,041.93 | 48,502.93 | 45,984.57 | 2,518.36 | 2,532.41 211.00 | 1.81% |
| FNMA 688980 5.5% 05/01/33 31400J-M5-5 | 110.48 | 8,252.41 | 9,117.18 | 8,342.72 | 774.46 | 453.88 37.82 | 2.79% |



LUCY & EMILY BEASLEY CHARITABLE TR ACCT. X15913522
For the Period 9/1/13 to 9/30/13

| | Price | Quantity | Value | Adjusted Tax Cost Original Cost | Unrealized Gain/Loss | Est Annual Income Accrued Interest | Yield |
|---|--------|-----------|-----------|------------------------------------|-------------------------|---------------------------------------|-------|
| US Fixed Income | | | | | | | |
| FHLMC MULTICLASS MTG PARTN CTFS GTD SER 2624 CL QH 5.000% 06/15/2033 DTD 06/01/2003 31393R-J9-2 | 109.07 | 23,304.61 | 25,418.11 | 21,680.56 | 3,737.55 | 1,165.23 97.08 | 1.77% |
| FHLMC 2638 CL MJ 5.000% 07/15/2033 DTD 07/30/2003 31393W-ZN-2 | 110.14 | 48,000.00 | 52,868.64 | 53,745.00 | (876.36) | 2,400.00 199.96 | 1.75% |
| FEDERAL NATL MTG ASSN GTD REMIC PASS THRU TR REMIC TR 2005-1 CL-GE 5.00% DUE 07/25/2033 31394C-FT-4 | 102.28 | 11,286.22 | 11,543.77 | 10,693.69 | 850.08 | 564.31 47.01 | 1.08% |
| FNMA 756207 5% 12/01/33 31403S-DL-7 | 108.52 | 7,008.17 | 7,605.55 | 6,981.89 | 623.66 | 350.40 29.19 | 2.79% |
| FREDDIE MAC 4.5% SER 2717 CL AE 4.5% DEC 15 2033 DTD 12/01/2003 31394M-ZG-8 | 106.71 | 16,303.02 | 17,397.28 | 16,934.77 | 462.51 | 733.63 32.60 | 1.65% |
| FNMA 767298 5.5% 01/01/34 31404F-NP-4 | 110.03 | 9,303.26 | 10,236.56 | 9,201.85 | 1,034.71 | 511.67 42.63 | 2.92% |
| FEDERAL NATL MTG ASSN GTD REMIC PASS THRU TR REMIC TR 2004-17 CL-LC 3.75% DUE 01/25/2034 31393X-B6-3 | 104.35 | 11,013.61 | 11,493.03 | 9,609.36 | 1,883.67 | 413.01 34.41 | 2.25% |
| FEDERAL HOME LN MTG CORP MULTICLASS MTG PARTN CTFS GTD SER 3034 CL EH 5.50% DUE 12/15/2034 31396A-J6-2 | 105.05 | 3,550.63 | 3,730.04 | 3,542.31 | 187.73 | 195.28 16.27 | 1.01% |



LUCY & EMILY BEASLEY CHARITABLE TR ACCT. X15913522
For the Period 9/1/13 to 9/30/13

| | Price | Quantity | Value | Adjusted Tax Cost Original Cost | Unrealized Gain/Loss | Est Annual Income Accrued Interest | Yield |
|--|--------|-----------|-----------------------|--|-------------------------|---|--------------|
| US Fixed Income | | | | | | | |
| FEDERAL HOME LN MTG CORP MULTICLASS MTG PARTN CTFS GTD SER 2973 CL 2973-EB 5 50% DUE 04/15/2035 31395T-XY-5 | 111 17 | 8,877 59 | 9,869 48 | 8,747 19 | 1,122 29 | 488 26 40.68 | 1 48% |
| GNMA 2010-23 CL AM 4 500% 10/20/2036 DTD 02/26/2010 38376V-H5-9 | 106 57 | 25,000.00 | 26,642 25 | 26,125 00 | 517 25 | 1,125.00 93 75 | 1 64% |
| GOVERNMENT NATIONAL MORTGAGE ASSOCIATION II SER 2007-24 CL KD 5 5% NOV 20 2036 DTD 05/01/2007 38375J-4T-9 | 111 05 | 25,000 00 | 27,762 25 | 29,195.31 | (1,433.06) | 1,375.00 114.57 | 1 69% |
| FREDDIE MAC SER 3329 CL BE 5 5% JUN 15 2037 DTD 06/01/2007 31397H-XM-5 | 109 67 | 7,442 04 | 8,161 39 | 8,107.18 | 54.21 | 409.31 34 10 | 1 56% |
| GNMA II 2009-55 CL NP 4 500% 02/20/2038 DTD 07/01/2009 38374V-NF-2 | 106 81 | 10,039 74 | 10,723 45 | 10,416 23 | 307 22 | 451.78 37.64 | 1 54% |
| TIAA REAL ESTATE CDO LTD SER 2007-C4 CL A3 VAR RT 08/15/2039 DTD 07/10/2007 87246A-AC-2 AAA /NA | 102 52 | 14,042 98 | 14,396.44 | 15,234.99 | (838 55) | 794.23 66.18 | 2 45% |
| FHLMC SER 3662 CL PJ 5% APR 15 2040 DTD 04/01/2010 31398V-RS-7 | 109 40 | 25,000 00 | 27,350 50 | 28,171 88 | (821 38) | 1,250 00 104.15 | 2 46% |
| Total US Fixed Income | | | \$2,625,492.02 | \$2,552,651.99 \$2,546,955.26 | \$68,878.29 | \$111,098.41 \$19,011.39 | 1.74% |



LUCY & EMILY BEASLEY CHARITABLE TR ACCT. X15913522
For the Period 9/1/13 to 9/30/13

| | Price | Quantity | Value | Adjusted Tax Cost Original Cost | Unrealized Gain/Loss | Est. Annual Income Accrued Interest | Yield |
|----------------------------|-------|----------|----------|------------------------------------|-------------------------|--|-------|
| Non-US Fixed Income | | | | | | | |
| ROYAL BANK OF CANADA | 98.42 | 4,000.00 | 3,936.68 | 3,999.60 | (62.92) | 48.00 | 1.61% |
| 1.2% SEP 19 2017 | | | | | | 1.60 | |
| DTD 09/19/2012 | | | | | | | |
| 78011D-AC-8 AAA /AAA | | | | | | | |

Complementary Structured Strategies

O GS 95% PP CMIT BASKET 11/18/13
LINKED TO CNY,MXN,IDR, TRY /USD
215% UPSIDE LEV, UNCAPPED
11/11/11
38143U-ZV-6

94.99 55,000.00 52,241.75 57,505.43 (5,263.68)
55,000.00