



See a Social Security Number? Say Something!
Report Privacy Problems to <https://public.resource.org/privacy>
Or call the IRS Identity Theft Hotline at 1-800-908-4490



Form **990-PF**

Return of Private Foundation

or Section 4947(a)(1) Nonexempt Charitable Trust

Treated as a Private Foundation

OMB No 1545-0052

2012

Open to Public Inspection

Department of the Treasury
Internal Revenue Service

Note. The foundation may be able to use a copy of this return to satisfy state reporting requirements

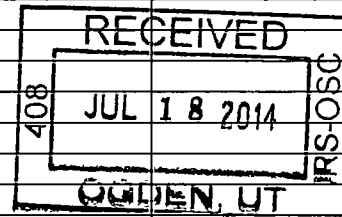
For calendar year 2012 or tax year beginning

10/01, 2012, and ending

09/30, 2013

Name of foundation DONALD N TWEEDY FUND R50225003		A Employer identification number 06-6022779
Number and street (or P O box number if mail is not delivered to street address)	Room/suite	B Telephone number (see instructions) 866- 888-5157
City or town, state, and ZIP code CHICAGO, IL 60603		C If exemption application is pending, check here <input type="checkbox"/>
G Check all that apply: <input type="checkbox"/> Initial return <input type="checkbox"/> Final return <input type="checkbox"/> Address change <input type="checkbox"/> Initial return of a former public charity <input type="checkbox"/> Amended return <input type="checkbox"/> Name change		D 1 Foreign organizations, check here <input type="checkbox"/> 2 Foreign organizations meeting the 85% test, check here and attach computation <input type="checkbox"/>
H Check type of organization: <input checked="" type="checkbox"/> Section 501(c)(3) exempt private foundation <input type="checkbox"/> Section 4947(a)(1) nonexempt charitable trust <input type="checkbox"/> Other taxable private foundation		E If private foundation status was terminated under section 507(b)(1)(A), check here <input type="checkbox"/>
I Fair market value of all assets at end of year (from Part II, col. (c), line 16) \$ 849,388.		F If the foundation is in a 60-month termination under section 507(b)(1)(B), check here <input type="checkbox"/>
J Accounting method: <input checked="" type="checkbox"/> Cash <input type="checkbox"/> Accrual <input type="checkbox"/> Other (specify) _____ (Part I, column (d) must be on cash basis.)		

Part I Analysis of Revenue and Expenses (The total of amounts in columns (b), (c), and (d) may not necessarily equal the amounts in column (a) (see instructions))		(a) Revenue and expenses per books	(b) Net investment income	(c) Adjusted net income	(d) Disbursements for charitable purposes (cash basis only)
1 Contributions, gifts, grants, etc., received (attach schedule)					
2 Check <input checked="" type="checkbox"/> if the foundation is not required to attach Sch B					
3 Interest on savings and temporary cash investments					
4 Dividends and interest from securities		15,325.	15,000.		
5a Gross rents					
b Net rental income or (loss)		14,056.			
6a Net gain or (loss) from sale of assets not on line 10					
b Gross sales price for all assets on line 6a 258,961.			14,056.		
7 Capital gain net income (from Part IV, line 2)					
8 Net short-term capital gain					
9 Income modifications					
10a Gross sales less returns and allowances					
b Less Cost of goods sold					
c Gross profit or (loss) (attach schedule)					
11 Other income (attach schedule)		1,157.	434.		STMT 1
12 Total. Add lines 1 through 11		30,538.	29,490.		
13 Compensation of officers, directors, trustees, etc.		7,498.	5,624.		1,875.
14 Other employee salaries and wages			NONE	NONE	
15 Pension plans, employee benefits			NONE	NONE	
16a Legal fees (attach schedule) STMT 2		924.	NONE	NONE	924.
b Accounting fees (attach schedule)					
c Other professional fees (attach schedule)					
17 Interest					
18 Taxes (attach schedule) (see instructions) STMT 3		408.	408.		
19 Depreciation (attach schedule) and depletion					
20 Occupancy					
21 Travel, conferences, and meetings			NONE	NONE	
22 Printing and publications			NONE	NONE	
23 Other expenses (attach schedule) STMT 4		244.			244.
24 Total operating and administrative expenses. Add lines 13 through 23		9,074.	6,032.	NONE	3,043.
25 Contributions, gifts, grants paid		36,495.			36,495.
26 Total expenses and disbursements. Add lines 24 and 25		45,569.	6,032.	NONE	39,538.
27 Subtract line 26 from line 12		-15,031.			
a Excess of revenue over expenses and disbursements			23,458.		
b Net investment income (if negative, enter -0-)					
c Adjusted net income (if negative, enter -0-)					



19m

 ENVELOPE
 POSTMARK DATE
 JUL 15 2014
 JUL 21 2014
 SCANNED

Part II Balance Sheets		Attached schedules and amounts in the description column should be for end-of-year amounts only (See instructions)		Beginning of year	End of year	
				(a) Book Value	(b) Book Value	(c) Fair Market Value
Assets	1	Cash - non-interest-bearing		7,246.	223.	223.
	2	Savings and temporary cash investments		15,018.	18,017.	18,017.
	3	Accounts receivable ▶				
		Less allowance for doubtful accounts ▶				
	4	Pledges receivable ▶				
		Less allowance for doubtful accounts ▶				
	5	Grants receivable				
	6	Receivables due from officers, directors, trustees, and other disqualified persons (attach schedule) (see instructions)				
	7	Other notes and loans receivable (attach schedule) ▶				
		Less allowance for doubtful accounts ▶	NONE			
	8	Inventories for sale or use				
	9	Prepaid expenses and deferred charges				
	10 a	Investments - U S and state government obligations (attach schedule)				
	b	Investments - corporate stock (attach schedule)		610,940.	491,945.	631,928.
	c	Investments - corporate bonds (attach schedule)		86,802.	75,585.	80,697.
	Liabilities	11	Investments - land, buildings, and equipment basis			
		Less accumulated depreciation (attach schedule) ▶				
12		Investments - mortgage loans				
13		Investments - other (attach schedule)			118,356.	118,519.
14		Land, buildings, and equipment basis				
		Less accumulated depreciation (attach schedule) ▶				
15		Other assets (describe ▶ MISCELLANEOUS DOCUMENTS)				4.
16		Total assets (to be completed by all filers - see the instructions. Also, see page 1, item I)		720,006.	704,126.	849,388.
17		Accounts payable and accrued expenses				
18		Grants payable				
Net Assets or Fund Balances	19	Deferred revenue				
	20	Loans from officers, directors, trustees, and other disqualified persons				
	21	Mortgages and other notes payable (attach schedule)				
	22	Other liabilities (describe ▶)				
23	Total liabilities (add lines 17 through 22)				NONE	
Net Assets or Fund Balances	Foundations that follow SFAS 117, check here <input type="checkbox"/> and complete lines 24 through 26 and lines 30 and 31.					
	24	Unrestricted				
	25	Temporarily restricted				
	26	Permanently restricted				
	Foundations that do not follow SFAS 117, check here and complete lines 27 through 31. <input checked="" type="checkbox"/>					
	27	Capital stock, trust principal, or current funds		720,006.	704,126.	
	28	Paid-in or capital surplus, or land, bldg., and equipment fund				
	29	Retained earnings, accumulated income, endowment, or other funds				
	30	Total net assets or fund balances (see instructions)		720,006.	704,126.	
	31	Total liabilities and net assets/fund balances (see instructions)		720,006.	704,126.	

Part III Analysis of Changes in Net Assets or Fund Balances

1	Total net assets or fund balances at beginning of year - Part II, column (a), line 30 (must agree with end-of-year figure reported on prior year's return)	1	720,006.
2	Enter amount from Part I, line 27a	2	-15,031.
3	Other increases not included in line 2 (itemize) ▶	3	
4	Add lines 1, 2, and 3	4	704,975.
5	Decreases not included in line 2 (itemize) ▶ COST BASIS ADJUSTMENT	5	849.
6	Total net assets or fund balances at end of year (line 4 minus line 5) - Part II, column (b), line 30	6	704,126.

Form 990-PF (2012)

Part IV Capital Gains and Losses for Tax on Investment Income

(a) List and describe the kind(s) of property sold (e.g., real estate, 2-story brick warehouse; or common stock, 200 shs MLC Co.)			(b) How acquired P - Purchase D - Donation	(c) Date acquired (mo., day, yr.)	(d) Date sold (mo., day, yr.)
1a PUBLICLY TRADED SECURITIES					
b					
c					
d					
e					
(e) Gross sales price	(f) Depreciation allowed (or allowable)	(g) Cost or other basis plus expense of sale	(h) Gain or (loss) (e) plus (f) minus (g)		
a 258,961.		244,907.	14,054.		
b					
c					
d					
e					
Complete only for assets showing gain in column (h) and owned by the foundation on 12/31/69			(i) Gains (Col. (h) gain minus col. (k), but not less than -0- or Losses (from col. (h)))		
(i) F.M.V. as of 12/31/69	(j) Adjusted basis as of 12/31/69	(k) Excess of col. (i) over col. (j), if any			
a			14,054.		
b					
c					
d					
e					
2 Capital gain net income or (net capital loss)			2	14,054.	
If gain, also enter in Part I, line 7 If (loss), enter -0- in Part I, line 7					
3 Net short-term capital gain or (loss) as defined in sections 1222(5) and (6):			3		
If gain, also enter in Part I, line 8, column (c) (see instructions). If (loss), enter -0- in Part I, line 8					

Part V Qualification Under Section 4940(e) for Reduced Tax on Net Investment Income

(For optional use by domestic private foundations subject to the section 4940(a) tax on net investment income.)

If section 4940(d)(2) applies, leave this part blank.

Was the foundation liable for the section 4942 tax on the distributable amount of any year in the base period?

☐ Yes ☒ No

If "Yes," the foundation does not qualify under section 4940(e). Do not complete this part.

1 Enter the appropriate amount in each column for each year; see the instructions before making any entries.

(a) Base period years Calendar year (or tax year beginning in)	(b) Adjusted qualifying distributions	(c) Net value of noncharitable-use assets	(d) Distribution ratio (col. (b) divided by col. (c))
2011	38,781.	767,436.	0.050533
2010	39,885.	840,849.	0.047434
2009	35,396.	794,417.	0.044556
2008	47,483.	715,683.	0.066346
2007	49,049.	972,363.	0.050443
2 Total of line 1, column (d)			2 0.259312
3 Average distribution ratio for the 5-year base period - divide the total on line 2 by 5, or by the number of years the foundation has been in existence if less than 5 years			3 0.051862
4 Enter the net value of noncharitable-use assets for 2012 from Part X, line 5			4 817,401.
5 Multiply line 4 by line 3			5 42,392.
6 Enter 1% of net investment income (1% of Part I, line 27b)			6 235.
7 Add lines 5 and 6			7 42,627.
8 Enter qualifying distributions from Part XII, line 4			8 39,538.

If line 8 is equal to or greater than line 7, check the box in Part VI, line 1b, and complete that part using a 1% tax rate. See the Part VI instructions.

Part VI Excise Tax Based on Investment Income (Section 4940(a), 4940(b), 4940(e), or 4948 - see instructions)

1a Exempt operating foundations described in section 4940(d)(2), check here <input type="checkbox"/> and enter "N/A" on line 1 Date of ruling or determination letter _____ (attach copy of letter if necessary - see instructions)			
b Domestic foundations that meet the section 4940(e) requirements in Part V, check here <input type="checkbox"/> and enter 1% of Part I, line 27b		1	469.
c All other domestic foundations enter 2% of line 27b. Exempt foreign organizations enter 4% of Part I, line 12, col. (b).			
2 Tax under section 511 (domestic section 4947(a)(1) trusts and taxable foundations only. Others enter -0-)		2	
3 Add lines 1 and 2		3	469.
4 Subtitle A (income) tax (domestic section 4947(a)(1) trusts and taxable foundations only. Others enter -0-)		4	NONE
5 Tax based on investment income. Subtract line 4 from line 3. If zero or less, enter -0-		5	469.
6 Credits/Payments.			
a 2012 estimated tax payments and 2011 overpayment credited to 2012	6a	200.	
b Exempt foreign organizations - tax withheld at source	6b	NONE	
c Tax paid with application for extension of time to file (Form 8868)	6c	700.	
d Backup withholding erroneously withheld	6d		
7 Total credits and payments. Add lines 6a through 6d	7	900.	
8 Enter any penalty for underpayment of estimated tax. Check here <input type="checkbox"/> if Form 2220 is attached	8		
9 Tax due. If the total of lines 5 and 8 is more than line 7, enter amount owed	9		
10 Overpayment. If line 7 is more than the total of lines 5 and 8, enter the amount overpaid	10	431.	
11 Enter the amount of line 10 to be: Credited to 2013 estimated tax <input type="checkbox"/> 431. Refunded <input type="checkbox"/>	11		

Part VII-A Statements Regarding Activities

	Yes	No
1a During the tax year, did the foundation attempt to influence any national, state, or local legislation or did it participate or intervene in any political campaign?		X
b Did it spend more than \$100 during the year (either directly or indirectly) for political purposes (see Instructions for the definition)? If the answer is "Yes" to 1a or 1b, attach a detailed description of the activities and copies of any materials published or distributed by the foundation in connection with the activities		X
c Did the foundation file Form 1120-POL for this year?		X
d Enter the amount (if any) of tax on political expenditures (section 4955) imposed during the year (1) On the foundation <input type="checkbox"/> \$ _____ (2) On foundation managers <input type="checkbox"/> \$ _____		
e Enter the reimbursement (if any) paid by the foundation during the year for political expenditure tax imposed on foundation managers. <input type="checkbox"/> \$ _____		
2 Has the foundation engaged in any activities that have not previously been reported to the IRS? If "Yes," attach a detailed description of the activities		X
3 Has the foundation made any changes, not previously reported to the IRS, in its governing instrument, articles of incorporation, or bylaws, or other similar instruments? If "Yes," attach a conformed copy of the changes		X
4a Did the foundation have unrelated business gross income of \$1,000 or more during the year?		X
b If "Yes," has it filed a tax return on Form 990-T for this year?		
5 Was there a liquidation, termination, dissolution, or substantial contraction during the year? If "Yes," attach the statement required by General Instruction T.		X
6 Are the requirements of section 508(e) (relating to sections 4941 through 4945) satisfied either: • By language in the governing instrument, or • By state legislation that effectively amends the governing instrument so that no mandatory directions that conflict with the state law remain in the governing instrument?	X	
7 Did the foundation have at least \$5,000 in assets at any time during the year? If "Yes," complete Part II, col. (c), and Part XV	X	
8a Enter the states to which the foundation reports or with which it is registered (see instructions) <input type="checkbox"/> CT		
b If the answer is "Yes" to line 7, has the foundation furnished a copy of Form 990-PF to the Attorney General (or designate) of each state as required by General Instruction G? If "No," attach explanation	X	
9 Is the foundation claiming status as a private operating foundation within the meaning of section 4942(j)(3) or 4942(j)(5) for calendar year 2012 or the taxable year beginning in 2012 (see instructions for Part XIV)? If "Yes," complete Part XIV		X
10 Did any persons become substantial contributors during the tax year? If "Yes," attach a schedule listing their names and addresses		X

Form 990-PF (2012)

Part VII-A Statements Regarding Activities (continued)

11	At any time during the year, did the foundation, directly or indirectly, own a controlled entity within the meaning of section 512(b)(13)? If "Yes," attach schedule (see instructions)	11		X
12	Did the foundation make a distribution to a donor advised fund over which the foundation or a disqualified person had advisory privileges? If "Yes," attach statement (see instructions)	12		X
13	Did the foundation comply with the public inspection requirements for its annual returns and exemption application?	13	X	
Website address ▶ <u>N/A</u>				
14	The books are in care of ▶ <u>JPMORGAN CHASE BANK, NA</u> Telephone no. ▶ <u>(866) 888-5157</u>			
	Located at ▶ <u>10 S DEARBORN ST, IL1-0117, CHICAGO, IL</u> ZIP+4 ▶ <u>60603</u>			
15	Section 4947(a)(1) nonexempt charitable trusts filing Form 990-PF in lieu of Form 1041 - Check here and enter the amount of tax-exempt interest received or accrued during the year ▶ 15			
16	At any time during calendar year 2012, did the foundation have an interest in or a signature or other authority over a bank, securities, or other financial account in a foreign country?	16	Yes	No
	See the instructions for exceptions and filing requirements for Form TD F 90-22.1. If "Yes," enter the name of the foreign country ▶			X

Part VII-B Statements Regarding Activities for Which Form 4720 May Be Required

File Form 4720 if any item is checked in the "Yes" column, unless an exception applies.

	Yes	No
1a During the year did the foundation (either directly or indirectly):		
(1) Engage in the sale or exchange, or leasing of property with a disqualified person?	<input type="checkbox"/> Yes	<input checked="" type="checkbox"/> No
(2) Borrow money from, lend money to, or otherwise extend credit to (or accept it from) a disqualified person?	<input type="checkbox"/> Yes	<input checked="" type="checkbox"/> No
(3) Furnish goods, services, or facilities to (or accept them from) a disqualified person?	<input type="checkbox"/> Yes	<input checked="" type="checkbox"/> No
(4) Pay compensation to, or pay or reimburse the expenses of, a disqualified person?	<input checked="" type="checkbox"/> Yes	<input type="checkbox"/> No
(5) Transfer any income or assets to a disqualified person (or make any of either available for the benefit or use of a disqualified person)?	<input type="checkbox"/> Yes	<input checked="" type="checkbox"/> No
(6) Agree to pay money or property to a government official? (Exception. Check "No" if the foundation agreed to make a grant to or to employ the official for a period after termination of government service, if terminating within 90 days)	<input type="checkbox"/> Yes	<input checked="" type="checkbox"/> No
b If any answer is "Yes" to 1a(1)-(6), did any of the acts fail to qualify under the exceptions described in Regulations section 53.4941(d)-3 or in a current notice regarding disaster assistance (see instructions)?	1b	X
Organizations relying on a current notice regarding disaster assistance check here ▶ <input type="checkbox"/>		
c Did the foundation engage in a prior year in any of the acts described in 1a, other than excepted acts, that were not corrected before the first day of the tax year beginning in 2012?	1c	X
2 Taxes on failure to distribute income (section 4942) (does not apply for years the foundation was a private operating foundation defined in section 4942(j)(3) or 4942(j)(5))		
a At the end of tax year 2012, did the foundation have any undistributed income (lines 6d and 6e, Part XIII) for tax year(s) beginning before 2012?	<input type="checkbox"/> Yes	<input checked="" type="checkbox"/> No
If "Yes," list the years ▶		
b Are there any years listed in 2a for which the foundation is not applying the provisions of section 4942(a)(2) (relating to incorrect valuation of assets) to the year's undistributed income? (If applying section 4942(a)(2) to all years listed, answer "No" and attach statement - see instructions.)	2b	
c If the provisions of section 4942(a)(2) are being applied to any of the years listed in 2a, list the years here ▶		
3a Did the foundation hold more than a 2% direct or indirect interest in any business enterprise at any time during the year?	<input type="checkbox"/> Yes	<input checked="" type="checkbox"/> No
b If "Yes," did it have excess business holdings in 2012 as a result of (1) any purchase by the foundation or disqualified persons after May 26, 1969; (2) the lapse of the 5-year period (or longer period approved by the Commissioner under section 4943(c)(7)) to dispose of holdings acquired by gift or bequest; or (3) the lapse of the 10-, 15-, or 20-year first phase holding period? (Use Schedule C, Form 4720, to determine if the foundation had excess business holdings in 2012)	3b	
4a Did the foundation invest during the year any amount in a manner that would jeopardize its charitable purposes?	4a	X
b Did the foundation make any investment in a prior year (but after December 31, 1969) that could jeopardize its charitable purpose that had not been removed from jeopardy before the first day of the tax year beginning in 2012?	4b	X

Form 990-PF (2012)

Part VII-B Statements Regarding Activities for Which Form 4720 May Be Required (continued)**5a** During the year did the foundation pay or incur any amount to(1) Carry on propaganda, or otherwise attempt to influence legislation (section 4945(e))? ☐ Yes ☒ No(2) Influence the outcome of any specific public election (see section 4955); or to carry on, directly or indirectly, any voter registration drive? ☐ Yes ☒ No(3) Provide a grant to an individual for travel, study, or other similar purposes? ☐ Yes ☒ No(4) Provide a grant to an organization other than a charitable, etc., organization described in section 509(a)(1), (2), or (3), or section 4940(d)(2)? (see instructions) ☐ Yes ☒ No(5) Provide for any purpose other than religious, charitable, scientific, literary, or educational purposes, or for the prevention of cruelty to children or animals? ☐ Yes ☒ No**b** If any answer is "Yes" to 5a(1)-(5), did any of the transactions fail to qualify under the exceptions described in Regulations section 53.4945 or in a current notice regarding disaster assistance (see instructions)? ☐ Yes ☒ NoOrganizations relying on a current notice regarding disaster assistance check here ☐**c** If the answer is "Yes" to question 5a(4), does the foundation claim exemption from the tax because it maintained expenditure responsibility for the grant? ☐ Yes ☐ No

If "Yes," attach the statement required by Regulations section 53.4945-5(d).

6a Did the foundation, during the year, receive any funds, directly or indirectly, to pay premiums on a personal benefit contract? ☐ Yes ☒ No**b** Did the foundation, during the year, pay premiums, directly or indirectly, on a personal benefit contract? ☐ Yes ☒ No

If "Yes" to 6b, file Form 8870.

7a At any time during the tax year, was the foundation a party to a prohibited tax shelter transaction? ☐ Yes ☒ No**b** If "Yes," did the foundation receive any proceeds or have any net income attributable to the transaction? ☐ Yes ☒ No**Part VIII Information About Officers, Directors, Trustees, Foundation Managers, Highly Paid Employees, and Contractors****1** List all officers, directors, trustees, foundation managers and their compensation (see instructions).

(a) Name and address	(b) Title, and average hours per week devoted to position	(c) Compensation (If not paid, enter -0-)	(d) Contributions to employee benefit plans and deferred compensation	(e) Expense account, other allowances
JPMORGAN CHASE BANK, NA 10 S DEARBORN ST; IL1-0117, CHICAGO, IL 60603	TRUSTEE 5	7,498.	- 0 -	- 0 -

2 Compensation of five highest-paid employees (other than those included on line 1 - see instructions). If none, enter "NONE."

(a) Name and address of each employee paid more than \$50,000	(b) Title, and average hours per week devoted to position	(c) Compensation	(d) Contributions to employee benefit plans and deferred compensation	(e) Expense account, other allowances
NONE		NONE	NONE	NONE

Total number of other employees paid over \$50,000 ☐ **NONE**

Form 990-PF (2012)

Part VIII Information About Officers, Directors, Trustees, Foundation Managers, Highly Paid Employees, and Contractors (continued)**3 Five highest-paid independent contractors for professional services** (see instructions). If none, enter "NONE."

(a) Name and address of each person paid more than \$50,000	(b) Type of service	(c) Compensation
NONE		NONE
Total number of others receiving over \$50,000 for professional services		NONE

Part IX-A Summary of Direct Charitable Activities

List the foundation's four largest direct charitable activities during the tax year. Include relevant statistical information such as the number of organizations and other beneficiaries served, conferences convened, research papers produced, etc.	Expenses
1 NONE	
2	
3	
4	

Part IX-B Summary of Program-Related Investments (see instructions)

Describe the two largest program-related investments made by the foundation during the tax year on lines 1 and 2	Amount
1 NONE	
2	
All other program-related investments. See instructions.	
3 NONE	
Total. Add lines 1 through 3	

Form 990-PF (2012)

Part X Minimum Investment Return (All domestic foundations must complete this part. Foreign foundations, see instructions.)

1	Fair market value of assets not used (or held for use) directly in carrying out charitable, etc., purposes:		
a	Average monthly fair market value of securities	1a	795,499.
b	Average of monthly cash balances	1b	34,350.
c	Fair market value of all other assets (see instructions)	1c	NONE
d	Total (add lines 1a, b, and c)	1d	829,849.
e	Reduction claimed for blockage or other factors reported on lines 1a and 1c (attach detailed explanation)	1e	
2	Acquisition indebtedness applicable to line 1 assets	2	NONE
3	Subtract line 2 from line 1d	3	829,849.
4	Cash deemed held for charitable activities. Enter 1 1/2% of line 3 (for greater amount, see instructions)	4	12,448.
5	Net value of noncharitable-use assets. Subtract line 4 from line 3. Enter here and on Part V, line 4	5	817,401.
6	Minimum investment return. Enter 5% of line 5	6	40,870.

Part XI Distributable Amount (see instructions) (Section 4942(j)(3) and (j)(5) private operating foundations and certain foreign organizations check here ☐ and do not complete this part.)

1	Minimum investment return from Part X, line 6	1	40,870.
2a	Tax on investment income for 2012 from Part VI, line 5	2a	469.
b	Income tax for 2012. (This does not include the tax from Part VI.)	2b	
c	Add lines 2a and 2b	2c	469.
3	Distributable amount before adjustments. Subtract line 2c from line 1	3	40,401.
4	Recoveries of amounts treated as qualifying distributions	4	NONE
5	Add lines 3 and 4	5	40,401.
6	Deduction from distributable amount (see instructions)	6	NONE
7	Distributable amount as adjusted. Subtract line 6 from line 5. Enter here and on Part XIII, line 1	7	40,401.

Part XII Qualifying Distributions (see instructions)

1	Amounts paid (including administrative expenses) to accomplish charitable, etc., purposes:		
a	Expenses, contributions, gifts, etc. - total from Part I, column (d), line 26	1a	39,538.
b	Program-related investments - total from Part IX-B	1b	
2	Amounts paid to acquire assets used (or held for use) directly in carrying out charitable, etc., purposes	2	NONE
3	Amounts set aside for specific charitable projects that satisfy the:		
a	Suitability test (prior IRS approval required)	3a	NONE
b	Cash distribution test (attach the required schedule)	3b	NONE
4	Qualifying distributions. Add lines 1a through 3b. Enter here and on Part V, line 8, and Part XIII, line 4	4	39,538.
5	Foundations that qualify under section 4940(e) for the reduced rate of tax on net investment income. Enter 1% of Part I, line 27b (see instructions)	5	N/A
6	Adjusted qualifying distributions. Subtract line 5 from line 4	6	39,538.

Note. The amount on line 6 will be used in Part V, column (b), in subsequent years when calculating whether the foundation qualifies for the section 4940(e) reduction of tax in those years.

Part XIII Undistributed Income (see instructions)

	(a) Corpus	(b) Years prior to 2011	(c) 2011	(d) 2012
1 Distributable amount for 2012 from Part XI, line 7				40,401.
2 Undistributed income, if any, as of the end of 2012				
a Enter amount for 2011 only			36,495.	
b Total for prior years 20____, 20____, 20____		NONE		
3 Excess distributions carryover, if any, to 2012:				
a From 2007	NONE			
b From 2008	NONE			
c From 2009	NONE			
d From 2010	NONE			
e From 2011	NONE			
f Total of lines 3a through e	NONE			
4 Qualifying distributions for 2012 from Part XII, line 4: ► \$ 39,538.				
a Applied to 2011, but not more than line 2a			36,495.	
b Applied to undistributed income of prior years (Election required - see instructions)		NONE		
c Treated as distributions out of corpus (Election required - see instructions)	NONE			
d Applied to 2012 distributable amount				3,043.
e Remaining amount distributed out of corpus	NONE			
5 Excess distributions carryover applied to 2012 (If an amount appears in column (d), the same amount must be shown in column (a))	NONE			NONE
6 Enter the net total of each column as indicated below:				
a Corpus. Add lines 3f, 4c, and 4e. Subtract line 5	NONE			
b Prior years' undistributed income Subtract line 4b from line 2b		NONE		
c Enter the amount of prior years' undistributed income for which a notice of deficiency has been issued, or on which the section 4942(a) tax has been previously assessed		NONE		
d Subtract line 6c from line 6b. Taxable amount - see instructions		NONE		
e Undistributed income for 2011. Subtract line 4a from line 2a. Taxable amount - see instructions				
f Undistributed income for 2012. Subtract lines 4d and 5 from line 1. This amount must be distributed in 2013				37,358.
7 Amounts treated as distributions out of corpus to satisfy requirements imposed by section 170(b)(1)(F) or 4942(g)(3) (see instructions)	NONE			
8 Excess distributions carryover from 2007 not applied on line 5 or line 7 (see instructions)	NONE			
9 Excess distributions carryover to 2013. Subtract lines 7 and 8 from line 6a	NONE			
10 Analysis of line 9:				
a Excess from 2008	NONE			
b Excess from 2009	NONE			
c Excess from 2010	NONE			
d Excess from 2011	NONE			
e Excess from 2012	NONE			

NOT APPLICABLE

b Check box to indicate whether the foundation is a private operating foundation described in section

4942(1)(3) or		4942(1)(5)
---------------	--	------------

(4) Gross investment income.

[illegible]

1 Information Regarding Foundation Managers:

N/A

N/A

SEE ATTACHED STATEMENT FOR LINE 2

Part XV Supplementary Information (continued)**3 Grants and Contributions Paid During the Year or Approved for Future Payment**

Recipient	If recipient is an individual, show any relationship to any foundation manager or substantial contributor	Foundation status of recipient	Purpose of grant or contribution	Amount
Name and address (home or business)				
a Paid during the year DANBURY MUSIC CENTRE, INC 256 MAIN ST DANBURY CT 06810	NONE	PUBLIC	PROGRAM SUPPORT	36,495.
Total			3a	36,495.
b Approved for future payment				
Total			3b	

Part XVI-A Analysis of Income-Producing Activities

Enter gross amounts unless otherwise indicated.

	Unrelated business income		Excluded by section 512, 513, or 514		(e) Related or exempt function income (See instructions)
	(a) Business code	(b) Amount	(c) Exclusion code	(d) Amount	
1 Program service revenue.					
a _____					
b _____					
c _____					
d _____					
e _____					
f _____					
g Fees and contracts from government agencies					
2 Membership dues and assessments					
3 Interest on savings and temporary cash investments					
4 Dividends and interest from securities			14	15,325.	
5 Net rental income or (loss) from real estate					
a Debt-financed property					
b Not debt-financed property					
6 Net rental income or (loss) from personal property					
7 Other investment income			14	1,157.	
8 Gain or (loss) from sales of assets other than inventory			18	14,056.	
9 Net income or (loss) from special events					
10 Gross profit or (loss) from sales of inventory					
11 Other revenue: a _____					
b _____					
c _____					
d _____					
e _____					
12 Subtotal. Add columns (b), (d), and (e)				30,538.	
13 Total. Add line 12, columns (b), (d), and (e) 13					30,538.

(See worksheet in line 13 instructions to verify calculations.)

Part XVI-B Relationship of Activities to the Accomplishment of Exempt Purposes

Line No. Explain below how each activity for which income is reported in column (e) of Part XVI-A contributed importantly to the accomplishment of the foundation's exempt purposes (other than by providing funds for such purposes). (See instructions.)



NOT APPLICABLE

**SCHEDULE D
(Form 1041)**

Department of the Treasury
Internal Revenue Service

Capital Gains and Losses

► Attach to Form 1041, Form 5227, or Form 990-T.
► Information about Schedule D (Form 1041) and its separate instructions is at
www.irs.gov/form1041.

OMB No 1545-0092

2012

Name of estate or trust

DONALD N TWEEDY FUND R50225003

Employer identification number

06-6022779

Note: Form 5227 filers need to complete *only* Parts I and II

Part I Short-Term Capital Gains and Losses - Assets Held One Year or Less

(a) Description of property (Example 100 shares 7% preferred of "Z" Co)	(b) Date acquired (mo, day, yr)	(c) Date sold (mo, day, yr)	(d) Sales price	(e) Cost or other basis (see instructions)	(f) Gain or (loss) for the entire year Subtract (e) from (d)
1a					
b Enter the short-term gain or (loss), if any, from Schedule D-1, line 1b					1b 2,864.
2 Short-term capital gain or (loss) from Forms 4684, 6252, 6781, and 8824					2
3 Net short-term gain or (loss) from partnerships, S corporations, and other estates or trusts					3
4 Short-term capital loss carryover. Enter the amount, if any, from line 9 of the 2011 Capital Loss Carryover Worksheet					4 ()
5 Net short-term gain or (loss). Combine lines 1a through 4 in column (f). Enter here and on line 13, column (3) on the back ►					5 2,864.

Part II Long-Term Capital Gains and Losses - Assets Held More Than One Year

(a) Description of property (Example 100 shares 7% preferred of "Z" Co)	(b) Date acquired (mo, day, yr)	(c) Date sold (mo, day, yr)	(d) Sales price	(e) Cost or other basis (see instructions)	(f) Gain or (loss) for the entire year Subtract (e) from (d)
6a LONG-TERM CAPITAL GAIN DIVIDENDS					6,959.
b Enter the long-term gain or (loss), if any, from Schedule D-1, line 6b					6b 4,231.
7 Long-term capital gain or (loss) from Forms 2439, 4684, 6252, 6781, and 8824					7
8 Net long-term gain or (loss) from partnerships, S corporations, and other estates or trusts					8
9 Capital gain distributions					9
10 Gain from Form 4797, Part I					10
11 Long-term capital loss carryover. Enter the amount, if any, from line 14 of the 2011 Capital Loss Carryover Worksheet					11 ()
12 Net long-term gain or (loss). Combine lines 6a through 11 in column (f). Enter here and on line 14a, column (3) on the back ►					12 11,190.

For Paperwork Reduction Act Notice, see the Instructions for Form 1041.

Schedule D (Form 1041) 2012

Part III Summary of Parts I and II		(1) Beneficiaries' (see instr.)	(2) Estate's or trust's	(3) Total
Caution: Read the instructions before completing this part.				
13	Net short-term gain or (loss)	13		2,864.
14	Net long-term gain or (loss):			
a	Total for year	14a		11,190.
b	Unrecaptured section 1250 gain (see line 18 of the wrksht.)	14b		
c	28% rate gain	14c		2,221.
15	Total net gain or (loss). Combine lines 13 and 14a ▶	15		14,054.

Note: If line 15, column (3), is a net gain, enter the gain on Form 1041, line 4 (or Form 990-T, Part I, line 4a). If lines 14a and 15, column (2), are net gains, go to Part V, and do not complete Part IV. If line 15, column (3), is a net loss, complete Part IV and the **Capital Loss Carryover Worksheet**, as necessary.

Part IV Capital Loss Limitation	
16	Enter here and enter as a (loss) on Form 1041, line 4 (or Form 990-T, Part I, line 4c, if a trust), the smaller of: a The loss on line 15, column (3) or b \$3,000 16 ()

Note: If the loss on line 15, column (3), is more than \$3,000, or if Form 1041, page 1, line 22 (or Form 990-T, line 34), is a loss, complete the **Capital Loss Carryover Worksheet** in the instructions to figure your capital loss carryover.

Part V Tax Computation Using Maximum Capital Gains Rates	
Form 1041 filers. Complete this part only if both lines 14a and 15 in column (2) are gains, or an amount is entered in Part I or Part II and there is an entry on Form 1041, line 2b(2), and Form 1041, line 22, is more than zero. Caution: Skip this part and complete the Schedule D Tax Worksheet in the instructions if: • Either line 14b, col. (2) or line 14c, col. (2) is more than zero, or • Both Form 1041, line 2b(1), and Form 4952, line 4g are more than zero.	
Form 990-T trusts. Complete this part only if both lines 14a and 15 are gains, or qualified dividends are included in income in Part I of Form 990-T, and Form 990-T, line 34, is more than zero. Skip this part and complete the Schedule D Tax Worksheet in the instructions if either line 14b, col. (2) or line 14c, col. (2) is more than zero.	

17	Enter taxable income from Form 1041, line 22 (or Form 990-T, line 34)	17		
18	Enter the smaller of line 14a or 15 in column (2) but not less than zero	18		
19	Enter the estate's or trust's qualified dividends from Form 1041, line 2b(2) (or enter the qualified dividends included in income in Part I of Form 990-T)	19		
20	Add lines 18 and 19	20		
21	If the estate or trust is filing Form 4952, enter the amount from line 4g; otherwise, enter -0- . . . ▶	21		
22	Subtract line 21 from line 20. If zero or less, enter -0-	22		
23	Subtract line 22 from line 17. If zero or less, enter -0-	23		
24	Enter the smaller of the amount on line 17 or \$2,400	24		
25	Is the amount on line 23 equal to or more than the amount on line 24? <input type="checkbox"/> Yes. Skip lines 25 and 26; go to line 27 and check the "No" box. <input type="checkbox"/> No. Enter the amount from line 23	25		
26	Subtract line 25 from line 24	26		
27	Are the amounts on lines 22 and 26 the same? <input type="checkbox"/> Yes. Skip lines 27 thru 30, go to line 31 <input type="checkbox"/> No. Enter the smaller of line 17 or line 22	27		
28	Enter the amount from line 26 (If line 26 is blank, enter -0-)	28		
29	Subtract line 28 from line 27	29		
30	Multiply line 29 by 15% (.15)	30		
31	Figure the tax on the amount on line 23. Use the 2012 Tax Rate Schedule for Estates and Trusts (see the Schedule G instructions in the instructions for Form 1041)	31		
32	Add lines 30 and 31	32		
33	Figure the tax on the amount on line 17. Use the 2012 Tax Rate Schedule for Estates and Trusts (see the Schedule G instructions in the instructions for Form 1041)	33		
34	Tax on all taxable income. Enter the smaller of line 32 or line 33 here and on Form 1041, Schedule G, line 1a (or Form 990-T, line 36)	34		

Schedule D (Form 1041) 2012

Department of the Treasury
Internal Revenue Service

▶ **Attach to Schedule D to list additional transactions for lines 1a and 6a.**

OMB No. 1545-0092

2012

► Information about Schedule D (Form 1041) and its separate instructions is at www.irs.gov/form1041

Name of estate or trust

Employer identification number

DONALD N TWEEDY FUND R50225003

06-6022779

Part I Short-Term Capital Gains and Losses - Assets Held One Year or Less

1b Total. Combine the amounts in column (f). Enter here and on Schedule D, line 1b	2,864.00
---	----------

For Paperwork Reduction Act Notice, see the Instructions for Form 1041.

Schedule D-1 (Form 1041) 2012

JSA

2F1221 2 000

DBB622 501G 06/19/2014 14:58:15

R50225003

24

.

Name of estate or trust as shown on Form 1041 Do not enter name and employer identification number if shown on the other side

Employer identification number

DONALD N TWEEDY FUND R50225003

06-6022779

Part II Long-Term Capital Gains and Losses - Assets Held More Than One Year

(a) Description of property (Example 100 sh 7% preferred of "Z" Co)	(b) Date acquired (mo , day, yr)	(c) Date sold (mo , day, yr)	(d) Sales price	(e) Cost or other basis (see instructions)	(f) Gain or (loss) Subtract (e) from (d)
6a 156.157 ASTON OPTIMUM MID	03/02/2011	10/19/2012	5,275.00	5,302.00	-27.00
247.704 EDGEWOOD GROWTH FU	01/20/2011	10/19/2012	3,344.00	2,859.00	485.00
832.15 JOHN HANCOCK II-EMG	07/18/2011	10/19/2012	8,471.00	9,703.00	-1,232.00
554.983 JPMORGAN US EQUITY	01/20/2011	10/19/2012	6,349.00	5,777.00	572.00
145.594 JPMORGAN INTREPID	04/25/2011	10/19/2012	3,883.00	3,609.00	274.00
170.835 MANNING & NAPIER F	01/20/2011	10/19/2012	3,333.00	3,338.00	-5.00
26. SPDR GOLD TRUST	08/27/2008	10/19/2012	4,340.00	2,119.00	2,221.00
22.905 JPMORGAN INTERNATIO	01/20/2011	11/16/2012	255.00	257.00	-2.00
. DELL INC		01/16/2013	4.00		4.00
25. ISHARES TR S & P MIDCA FD	01/20/2011	02/04/2013	2,723.00	2,295.00	428.00
1711.608 JPMORGAN GROWTH A FUND	01/17/2008	02/04/2013	17,989.00	13,539.00	4,450.00
815.677 HIGHBRIDGE DYNAMIC	01/20/2011	04/16/2013	10,326.00	15,269.00	-4,943.00
980.634 VICTORY PORTFOLIOS	01/20/2011	04/19/2013	17,602.00	15,602.00	2,000.00
2.033 JPM TR I MLT SC INCO	04/25/2011	05/23/2013	21.00	21.00	
302. POWERSHARES DB COMMOD TRACKING FUND	01/20/2011	06/06/2013	7,920.00	7,486.00	434.00
373.095 JPMORGAN SHORT DUR FUND	06/06/2012	06/25/2013	4,063.00	4,097.00	-34.00
751.193 JPMORGAN SHORT DUR FUND	06/06/2012	06/27/2013	8,188.00	8,248.00	-60.00
670.173 JPMORGAN INTERNATI CURRENCY	01/20/2011	07/22/2013	7,439.00	7,516.00	-77.00
999.843 DELAWARE EMERGING	01/20/2011	07/31/2013	14,578.00	16,147.00	-1,569.00
1975.995 MANNING & NAPIER	07/18/2011	07/31/2013	16,737.00	17,369.00	-632.00
187. VANGUARD EMERGING MAR	09/23/2010	07/31/2013	7,318.00	8,264.00	-946.00
671.575 JPMORGAN REALTY IN	09/21/2012	09/23/2013	7,978.00	7,844.00	134.00
145.45 ASTON OPTIMUM MID C	03/02/2011	09/27/2013	6,522.00	4,938.00	1,584.00
223.176 JPMORGAN GROWTH AD	01/17/2008	09/27/2013	2,937.00	1,765.00	1,172.00

6b Total. Combine the amounts in column (f). Enter here and on Schedule D, line 6b **4,231.00**

Schedule D-1 (Form 1041) 2012



DONALD N. TWEEDY ACCT R50225003
For the Period 9/1/13 to 9/30/13

Account Summary

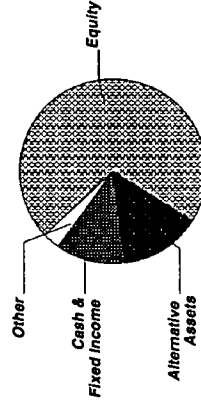
PRINCIPAL

Asset Allocation	Beginning Market Value	Ending Market Value	Change In Value	Estimated Annual Income	Current Allocation
Equity	608,499.78	631,928.41	23,428.63	8,306.98	73%
Alternative Assets	127,057.55	118,518.88	(8,538.67)	2,199.21	14%
Cash & Fixed Income	98,620.39	98,714.69	94.30	2,893.56	12%
Other	4.00	4.00	0.00		1%
Market Value	\$834,181.72	\$849,165.98	\$14,984.26	\$13,399.75	100%

INCOME

Cash Position	Beginning Market Value	Ending Market Value	Change In Value
Cash Balance	20,048.41	222.60	(19,825.81)
Accruals	133.43	573.93	440.50
Market Value	\$20,181.84	\$796.53	(\$19,385.31)

Asset Allocation



J.P.Morgan



DONALD N. TWEEDY ACCT. F50225003
For the Period 9/1/13 to 9/30/13

Account Summary CONTINUED

Portfolio Activity	PRINCIPAL		INCOME	
	Current Period Value	Year-to-Date Value	Current Period Value	Year-to-Date Value
Beginning Market Value	834,181.72	771,912.83	20,048.41	7,246.06
Additions			17,161.42	18,893.42
Withdrawals & Fees	(17,946.28)	(21,992.39)	(37,478.36)	(40,904.73)
Net Additions/Withdrawals	(\$17,946.28)	(\$21,992.39)	(\$20,316.94)	(\$22,011.31)
Income			491.13	14,987.85
Change In Investment Value	32,930.54	99,245.54		
Ending Market Value	\$849,165.98	\$849,165.98	\$222.60	\$222.60
Accruals	--	--	573.93	573.93
Market Value with Accruals	--	--	\$796.53	\$796.53



DONALD N. TWEEDY ACCT. R50225003
For the Period 9/1/13 to 9/30/13

Account Summary CONTINUED

Tax Summary	Current Period Value	Year-to-Date Value
Domestic Dividends/Distributions	490.16	14,783.24
Interest Income	0.97	10.01
Taxable Income	\$491.13	\$14,793.25
Tax-Exempt Income		194.60
Tax-Exempt Income		\$194.60

	Current Period Value	Year-to-Date Value
LT Capital Gain Distributions		6,888.63
ST Realized Gain/Loss		2,864.77
LT Realized Gain/Loss	2,889.96	3,382.17
Realized Gain/Loss	\$2,889.96	\$13,135.57

	To-Date Value
Unrealized Gain/Loss	\$145,258.84

Cost Summary	Cost
Equity	491,945.24
Cash & Fixed Income	93,601.99
Total	\$585,547.23

J.P.Morgan



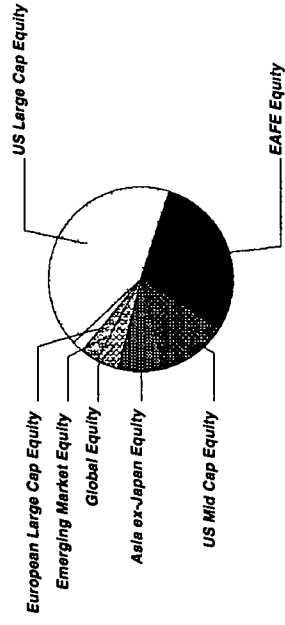
DONALD N. TWEEDY ACCT. R50225003
For the Period 9/1/13 to 9/30/13

Equity Summary

Asset Categories	Beginning Market Value	Ending Market Value	Change In Value	Current Allocation
US Large Cap Equity	270,413.45	278,113.93	7,700.48	31%
US Mid Cap Equity	75,084.43	72,553.01	(2,531.42)	9%
EAFE Equity	169,752.32	182,425.03	12,672.71	21%
European Large Cap Equity	8,319.52	8,883.50	563.98	1%
Asia ex-Japan Equity	44,547.61	47,245.54	2,697.93	6%
Emerging Market Equity	15,045.46	16,128.24	1,082.78	2%
Global Equity	25,336.99	26,579.16	1,242.17	3%
Total Value	\$608,499.78	\$631,928.41	\$23,428.63	73%

Market Value/Cost	Current Period Value
Market Value	631,928.41
Tax Cost	491,945.24
Unrealized Gain/Loss	139,983.17
Estimated Annual Income	8,306.98
Accrued Dividends	452.69
Yield	1.31 %

Asset Categories



Equity as a percentage of your portfolio - 73 %

J.P.Morgan



DONALD N. TWEEDY ACCT. R50225003
For the Period 9/1/13 to 9/30/13

Equity Detail

	Price	Quantity	Value	Adjusted Tax Cost Original Cost	Unrealized Gain/Loss	Est. Annual Inc Accrued Div.	Yield
US Large Cap Equity							
EDGEWOOD GROWTH FUND-INS 0075W0-75-9 EGFI X	16.71	1,115.529	18,640.49	12,873.21	5,767.28	29.00	0.16%
HARTFORD CAPITAL APPREC-I 416649-30-9 ITHI X	44.09	1,165.571	51,390.03	30,232.41	21,157.62	403.28	0.78%
JPM GROWTH ADVANTAGE FD - SEL FUND 1567 4812A3-71-8 JGAS X	13.13	1,300.336	17,073.41	10,285.66	6,787.75	31.20	0.18%
JPM INTREPID AMERICA FD - SEL FUND 1206 4812A2-10-8 JPIA X	31.60	573.688	18,128.54	14,221.72	3,906.82	283.97	1.57%
JPM US EQUITY FD - SEL FUND 1224 4812A1-15-9 JUES X	13.62	2,673.189	36,408.83	27,827.90	8,580.93	390.28 83.56	1.07%
MANNING & NAPIER EQUITY SERI 563821-60-2 EXEY X	20.81	1,962.233	40,834.07	38,342.03	2,492.04	66.71	0.16%
NEUBERGER BER MU/C OPP-INS 64122Q-30-9 NMUL X	14.01	1,945.645	27,258.49	21,088.00	6,170.49	262.66	0.96%
SPDR S&P 500 ETF TRUST 78462F-10-3 SPY	168.01	407.000	68,380.07	49,967.26	18,412.81	1,380.95 341.05	2.02%
Total US Large Cap Equity			\$278,113.93	\$204,838.19	\$73,275.74	\$2,848.05 \$424.61	1.02%

J.P.Morgan



DONALD N. TWEEDY ACCT. R50225003
For the Period 9/1/13 to 9/30/13

	Price	Quantity	Value	Adjusted Tax Cost Original Cost	Unrealized Gain/Loss	Est. Annual Inc Accrued Div	Yield
US Mid Cap Equity							
ASTON/FAIRPOINTE MID CAP-I 00078H-15-8 ABMI X	44.86	759 222	34,058.70	24,815.44	9,243.26	294.57	0.86%
ISHARES CORE S&P MID-CAP ETF 464287-50-7 IJH	124.14	149 000	18,496.86	13,053.42	5,443.44	272.81	1.47%
JPM MKT EXP ENH INDEX FD - SEL 4812C1-63-7 PGMI X	13.19	1,516,107	19,997.45	10,279.21	9,718.24	203.15 28.08	1.02%
Total US Mid Cap Equity			\$72,553.01	\$48,148.07	\$24,404.94	\$770.53 \$28.08	1.06%
EAFE Equity							
DODGE & COX INTL STOCK FUND 256206-10-3 DODF X	40.58	1,172 668	47,586.87	32,062.18	15,524.69	875.98	1.84%
ISHARES MSCI EAFE INDEX FUND 464287-46-5 EFA	63.80	564 000	35,983.76	34,812.02	1,171.74	993.20	2.76%
JPMORGAN INTL VALUE-SEL FUND 1296 4812A0-56-5 JIES X	14.70	1,869,804	27,486.12	23,009.50	4,476.62	592.72	2.16%
MFS INTL VALUE-I 55273E-82-2 MINI X	34.25	1,041,083	35,657.09	27,578.00	8,079.09	535.11	1.50%
OAKMARK INTERNATIONAL FD-I 413838-20-2 OAKI X	25.89	1,379,343	35,711.19	33,987.00	1,724.19	605.53	1.70%
Total EAFE Equity			\$182,425.03	\$151,448.70	\$30,976.33	\$3,602.54	1.98%

J.P.Morgan



DONALD N. TWEEDY ACCT. R50225003
For the Period 9/1/13 to 9/30/13

	Price	Quantity	Value	Adjusted Tax Cost Original Cost	Unrealized Gain/Loss	Est. Annual Inc. Accrued Div.	Yield
European Large Cap Equity							
VANGUARD FTSE EUROPE ETF 922042-87-4 VGK	54.50	163,000	8,883.50	7,908.01	975.49	290.62	3.27%
Asia ex-Japan Equity							
COLUMBIA ASIA PAX X-JPN-R5 19763P-57-2 TAPR X	13.21	1,841,380	24,324.63	21,553.00	2,771.63	471.39	1.94%
T ROWE PRICE NEW ASIA 77956H-50-0 PRAS X	16.24	1,411,386	22,920.91	18,925.49	3,995.42	225.82	0.99%
Total Asia ex-Japan Equity			\$47,245.54	\$40,478.49	\$6,767.05	\$697.21	1.48%
Emerging Market Equity							
DELAWARE EMERGING MARKETS-I 245914-81-7 DEMI X	15.86	564,755	8,957.01	8,335.78	621.23	80.19	0.90%
JPM CHINA REGION FD - SEL FUND 3810 4812A3-52-8 JCHS X	20.09	356,955	7,171.23	6,518.00	653.23	17.84	0.25%
Total Emerging Market Equity			\$16,128.24	\$14,853.78	\$1,274.46	\$98.03	0.61%

J.P.Morgan




DONALD N. TWEEDY ACCT R50225003
For the Period 9/1/13 to 9/30/13

		Price	Quantity	Value	Adjusted Tax Cost Original Cost	Unrealized Gain/Loss	Est Annual Inc. Accrued Div	Yield
Global Equity								
JPM TR I GL RES ENH IDX FD		16.69	1,592.520	26,579.16	24,270.00	2,309.16		
FUND 3457								
46637K-51-3 JEIT X								

Alternative Assets Summary

Asset Categories	Beginning Estimated Value	Ending Estimated Value	Change In Value	Current Allocation
Hedge Funds	87,942.52	88,150.60	208.08	10%
Real Estate & Infrastructure	7,595.51	0.00	(7,595.51)	
Hard Assets	31,519.52	30,368.28	(1,151.24)	4%
Total Value	\$127,057.55	\$118,518.88	(\$8,538.67)	14%



Alternative Assets as a percentage of your portfolio - 14 %

Alternative Assets Detail

	Price	Quantity	Estimated Value	Cost
Hedge Funds				
EATON VANCE FLOATING-RATE ADVANTAGE I 277923-63-7 EIFA X	11.13	1,384,725	15,411.99	15,176.58
EATON VANCE GLOBAL MACRO-I 277923-72-8 EIGM X	9.42	1,548,897	14,590.61	16,031.25



DONALD N. TWEEDY ACCT. R50225003
For the Period 9/1/13 to 9/30/13

	Price	Quantity	Estimated Value	Cost
Hedge Funds				
EQUINOX FDS TR	10.16	1,158,571	11,771.08	12,165.00
EQNX CB STGY I				
29446A-81-9 EBSI X				
GATEWAY FUND-Y	28.12	588,062	16,536.30	16,207.00
367829-88-4 GTEY X				
INV BALANCED-RISK ALLOC-Y	12.76	1,216,370	15,520.88	15,010.00
00141V-69-7 ABRY X				
PIMCO UNCONSTRAINED BOND-P	11.24	1,273,998	14,319.74	14,944.00
72201M-45-3 PUCP X				
Total Hedge Funds			\$88,150.60	\$89,533.83
Hard Assets				
POWERSHARES DB COMMODITY INDEX	25.76	950,000	24,472.00	25,073.19
TRACKING FUND				
73935S-10-5 DBC				
SPDR GOLD TRUST	128.18	46,000	5,896.28	3,748.89
78463V-10-7 GLD				
Total Hard Assets			\$30,368.28	\$28,822.08

J.P.Morgan

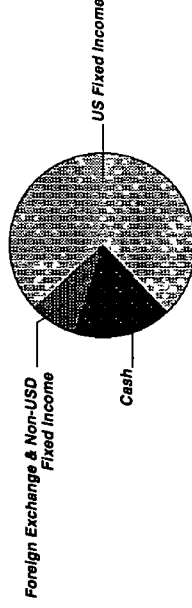


DONALD N. TWEEDY ACCT. R50225003
For the Period 9/1/13 to 9/30/13

Cash & Fixed Income Summary

Asset Categories	Beginning Market Value	Ending Market Value	Change In Value	Current Allocation
Cash	18,526.21	18,017.24	(508.97)	2%
US Fixed Income	72,523.29	72,779.63	256.34	9%
Foreign Exchange & Non-USD Fixed Income	7,570.89	7,917.82	346.93	1%
Total Value	\$98,620.39	\$98,714.69	\$94.30	12%

Market Value/Cost	Current Period Value
Market Value	98,714.69
Tax Cost	93,601.99
Unrealized Gain/Loss	5,112.70
Estimated Annual Income	2,893.56
Accrued Interest	121.24
Yield	2.93 %



Cash & Fixed Income as a percentage of your portfolio - 12 %

SUMMARY BY MATURITY

Cash & Fixed Income	Market Value	% of Bond Portfolio
0-6 months ¹	98,714.69	100%

¹ The years indicate the number of years until the bond is scheduled to mature based on the statement end date. Some bonds may be called, or paid in full, before their stated maturity

SUMMARY BY TYPE

Cash & Fixed Income	Market Value	% of Bond Portfolio
Cash	18,017.24	18%
International Bonds	7,917.82	8%
Mutual Funds	72,779.63	74%
Total Value	\$98,714.69	100%

J.P.Morgan



DONALD N. TWEEDY ACCT. R50225003
For the Period 9/1/13 to 9/30/13

Note: ¹ This is the Annual Percentage Yield (APY) which is the rate earned if balances remain on deposit for a full year with compounding, there is no change in the interest rate and all interest is left in the account.

Cash & Fixed Income Detail

	Price	Quantity	Value	Adjusted Tax Cost Original Cost	Unrealized Gain/Loss	Est. Annual Income Accrued Interest	Yield
Cash							
US DOLLAR PRINCIPAL	1 00	18,017.24	18,017.24	18,017.24		5.40	0.03% ¹
US Fixed Income							
DOUBLELINE TOTAL RET BD-I 258620-10-3	10 96	1,463 43	16,039 16	16,279.00	(239 84)	832.68	5 19 %
JPM STR INC OPP FD FUND 3844 4812A4-35-1	11.84	1,358.94	16,069.87	14,336.84	1,753 03	474.27 28.54	2 95 %
JPM HIGH YIELD FD - SEL FUND 3580 4812C0-80-3	8.07	2,029.76	16,380 14	13,234.02	3,146 12	1,043.29 77 13	6 37 %
JPM SHORT DURATION BOND FD - SEL FUND 3133 4812C1-33-0	10 91	2,224 61	24,270.46	23,654 80	615.66	242 48 15 57	1 00 %
Total US Fixed Income			\$72,779.63	\$67,504.86	\$5,274.97	\$2,592.72 \$121.24	3.56 %

J.P.Morgan



DONALD N. TWEEDY ACCT. R50225003
For the Period 9/1/13 to 9/30/13

Foreign Exchange & Non-USD Fixed Income									
	Price	Quantity	Value	Adjusted Tax Cost		Unrealized Gain/Loss	Est. Annual Income		Yield
					Original Cost			Accrued Interest	
DREYFUS EMG MKT DEBT LOC C-I	14.15	559.56	7,917.82		8,080.09	(162.27)		295.44	3.73%
261980-49-4									



DONALD N. TWEEDY ACCT. R50225003
For the Period 9/1/13 to 9/30/13

Other Summary

Asset Categories	Beginning Estimated Value	Ending Estimated Value	Change In Value	Current Allocation
Other	4.00	4.00	0.00	1%

Market Value/Cost	Current Period Value
Estimated Value	4.00

Note: ** Unrealized Gain/Loss is shown as "N/A" in cases where we do not have appropriate cost information for all tax lots comprising the position. Please contact your J.P. Morgan team for additional information.

Other Detail

	Price	Quantity	Value	Adjusted Cost Original Cost	Unrealized Gain/Loss	Accruals
Other						
"MANUAL OF HARMONIC TECH" OLIVER DITSON CO PUBL THEODORE PRESSER DTD 11/1/1927 993501-25-3	100.00	1.000	1.00	N/A **	N/A	
COPYRIGHT - "WASH ME O LORD" BROADCAST MUSIC INC PUB DTD 3/9/1942 993501-23-8	100.00	1.000	1.00	N/A **	N/A	

J.P.Morgan



DONALD N. TWEEDY ACCT. R50225003
For the Period 9/1/13 to 9/30/13

	Price	Quantity	Value	Adjusted Cost Original Cost	Unrealized Gain/Loss	Accruals
Other						
COPYRIGHT - 'OUT OF DEPTHS' H W GRAY CO PUBL CONTRACT DTD 2/9/45 993501-24-6	100.00	1 000	1.00	N/A **	N/A	
IRS - EXEMPTION LETTER DATED 8/11/58 993503-03-6	100.00	1 000	1.00	N/A **	N/A	
Total Other			\$4.00	\$0.00	\$0.00	

FORM 990PF, PART I - OTHER INCOME
=====

DESCRIPTION -----	REVENUE AND EXPENSES PER BOOKS -----	NET INVESTMENT INCOME -----
FEDERAL TAX REFUND POWERSHARES K-1 INCOME	1,157.	434.
	-----	-----
TOTALS	1,157. =====	434. =====

FORM 990PF, PART I - LEGAL FEES
=====

DESCRIPTION -----	REVENUE AND EXPENSES PER BOOKS -----	NET INVESTMENT INCOME -----	ADJUSTED NET INCOME -----	CHARITABLE PURPOSES -----
LEGAL FEES - PRINCIPAL (ALLOCA	462.			462.
LEGAL FEES - INCOME (ALLOCABLE	462.			462.
TOTALS	924.	NONE	NONE	924.
	=====	=====	=====	=====

FORM 990PF, PART I - TAXES
=====

DESCRIPTION -----	REVENUE AND EXPENSES PER BOOKS -----	NET INVESTMENT INCOME -----
FOREIGN TAXES ON QUALIFIED FOR	354.	354.
FOREIGN TAXES ON NONQUALIFIED	54.	54.
TOTALS	408.	408.
	=====	=====

FORM 990PF, PART I - OTHER EXPENSES
=====

DESCRIPTION -----	REVENUE AND EXPENSES PER BOOKS -----	CHARITABLE PURPOSES -----
OTHER ALLOCABLE EXPENSE-PRINCI	45.	45.
OTHER ALLOCABLE EXPENSE-INCOME	199.	199.
TOTALS	----- 244. =====	----- 244. =====

RECIPIENT NAME:

ROBIN L NELSON, JPMORGAN CHASE BANK, NA

ADDRESS:

2200 ROSS AVENUE FLOOR 5

DALLAS, TX 75201

RECIPIENT'S PHONE NUMBER: 214-965-2950

FORM, INFORMATION AND MATERIALS:

WRITTEN REQUEST INCLUDING 501(C)(3) STATUS

LETTER AND DESCRIPTION OF MUSICAL

PERFORMANCES PROPOSED

SUBMISSION DEADLINES:

NONE

RESTRICTIONS OR LIMITATIONS ON AWARDS:

FOR THE MAINTENANCE & SUPPORT OF COMMUNITY

ORGANIZATIONS LOCATED IN DANBURY, CT DEVOTED

TO STUDY & WORK IN MUSIC