



See a Social Security Number? Say Something!  
Report Privacy Problems to <https://public.resource.org/privacy>  
Or call the IRS Identity Theft Hotline at 1-800-908-4490



Form <b>990</b>  Department of the Treasury Internal Revenue Service	<h1>Return of Organization Exempt From Income Tax</h1> <p><b>Under section 501(c), 527, or 4947(a)(1) of the Internal Revenue Code (except black lung benefit trust or private foundation)</b></p> <p>▶ The organization may have to use a copy of this return to satisfy state reporting requirements</p>	OMB No 1545-0047 <div>2012</div> <p><b>Open to Public Inspection</b></p>

**A For the 2012 calendar year, or tax year beginning 09-01-2012 , 2012, and ending 08-31-2013**

<b>B</b> Check if applicable <input type="checkbox"/> Address change <input type="checkbox"/> Name change <input type="checkbox"/> Initial return <input type="checkbox"/> Terminated <input type="checkbox"/> Amended return <input type="checkbox"/> Application pending	<b>C</b> Name of organization STANFORD UNIVERSITY BOARD OF TRUSTEES OF THE LELAND STANFORD JUNIOR UNIVERSITY		<b>D</b> Employer identification number 94-1156365	
	Doing Business As			
	Number and street (or P O box if mail is not delivered to street address) 3145 PORTER DRIVE Suite	Room/suite	E Telephone number (650) 725-1732	
	City or town, state or country, and ZIP + 4 PALO ALTO, CA 94304			
			<b>G</b> Gross receipts \$ 24,194,977,828	
<b>F</b> Name and address of principal officer John Hennessy Building 10 Stanford, CA 94305		<b>H(a)</b> Is this a group return for affiliates? <input type="checkbox"/> Yes <input checked="" type="checkbox"/> No  <b>H(b)</b> Are all affiliates included? <input type="checkbox"/> Yes <input type="checkbox"/> No If "No," attach a list (see instructions)  <b>H(c)</b> Group exemption number ▶		
<b>I</b> Tax-exempt status <input checked="" type="checkbox"/> 501(c)(3) <input type="checkbox"/> 501(c) ( ) ◀ (Insert no ) <input type="checkbox"/> 4947(a)(1) or <input type="checkbox"/> 527				
<b>J</b> Website: ▶ WWW.STANFORD.EDU				
<b>K</b> Form of organization <input checked="" type="checkbox"/> Corporation <input type="checkbox"/> Trust <input type="checkbox"/> Association <input type="checkbox"/> Other ▶		<b>L</b> Year of formation 1885	<b>M</b> State of legal domicile CA	

## Part I Summary

Activities & Governance	1 Briefly describe the organization's mission or most significant activities STANFORD UNIVERSITY IS ONE OF A SELECT GROUP OF AMERICAN UNIVERSITIES THAT HAVE ACHIEVED EMINENCE IN BOTH UNDERGRADUATE AND GRADUATE EDUCATION AND IN A BROAD RANGE OF ACADEMIC DISCIPLINES CONT'D SCH O			
	2 Check this box <input type="checkbox"/> if the organization discontinued its operations or disposed of more than 25% of its net assets			
	3	Number of voting members of the governing body (Part VI, line 1a)	33	
	4	Number of independent voting members of the governing body (Part VI, line 1b)	21	
	5	Total number of individuals employed in calendar year 2012 (Part V, line 2a)	33,387	
6	Total number of volunteers (estimate if necessary)			
7a	Total unrelated business revenue from Part VIII, column (C), line 12	24,344,647		
7b	Net unrelated business taxable income from Form 990-T, line 34	-50,142,751		
Revenue	8	Contributions and grants (Part VIII, line 1h)	Prior Year 1,964,094,849	Current Year 1,719,795,101
	9	Program service revenue (Part VIII, line 2g)	1,886,831,779	2,042,740,583
	10	Investment income (Part VIII, column (A), lines 3, 4, and 7d)	969,227,776	1,069,740,558
	11	Other revenue (Part VIII, column (A), lines 5, 6d, 8c, 9c, 10c, and 11e)	88,467,309	104,233,612
	12	Total revenue—add lines 8 through 11 (must equal Part VIII, column (A), line 12)	4,908,621,713	4,936,509,854
	Expenses	13	Grants and similar amounts paid (Part IX, column (A), lines 1–3)	377,365,552
14		Benefits paid to or for members (Part IX, column (A), line 4)	0	0
15		Salaries, other compensation, employee benefits (Part IX, column (A), lines 5–10)	2,334,359,124	2,498,157,422
16a		Professional fundraising fees (Part IX, column (A), line 11e)	0	645,950
b		Total fundraising expenses (Part IX, column (D), line 25)	74,787,192	
17		Other expenses (Part IX, column (A), lines 11a–11d, 11f–24e)	1,383,585,171	1,411,601,424
18		Total expenses Add lines 13–17 (must equal Part IX, column (A), line 25)	4,095,309,847	4,300,789,168
19		Revenue less expenses Subtract line 18 from line 12	813,311,866	635,720,686
Net Assets or Fund Balances				Beginning of Current Year
	20	Total assets (Part X, line 16)	28,981,773,890	31,539,947,659
	21	Total liabilities (Part X, line 26)	5,476,353,723	5,816,842,431
	22	Net assets or fund balances Subtract line 21 from line 20	23,505,420,167	25,723,105,228

## Part II Signature Block

Under penalties of perjury, I declare that I have examined this return, including accompanying schedules and statements, and to the best of my knowledge and belief, it is true, correct, and complete. Declaration of preparer (other than officer) is based on all information of which preparer has any knowledge.

<b>Sign Here</b>	<div> <div></div> <div>Signature of officer</div> </div>			<div> <div></div> <div>2014-07-14</div> </div>			
	<div> <div></div> <div>SUZANNE CALANDRA SENIOR ASSOCIATE VP FOR FINANCE</div> </div> <div>Type or print name and title</div>						
<b>Paid Preparer Use Only</b>	<div> <div>Prnt/Type preparer's name</div> <div>PRICEWATERHOUSECOOPERS LLP</div> </div>		<div> <div>Preparer's signature</div> <div></div> </div>		<div> <div>Date</div> <div></div> </div>	<div> <div>Check <input type="checkbox"/> if self-employed</div> <div></div> </div>	<div> <div>PTIN</div> <div></div> </div>
	<div> <div>Firm's name</div> <div> <div></div> <div>PricewaterhouseCoopers LLP</div> </div> </div>					<div> <div>Firm's EIN</div> <div></div> </div>	
	<div> <div>Firm's address</div> <div> <div></div> <div>125 High Street</div> <div></div> <div>Boston, MA 02110</div> </div> </div>					<div> <div>Phone no</div> <div>(617) 530-5000</div> </div>	

May the IRS discuss this return with the preparer shown above? (see instructions) . . . . . ☒ Yes ☐ No

Part III

Statement of Program Service Accomplishments

Check if Schedule O contains a response to any question in this Part III

☐

1

Briefly describe the organization's mission

STANFORD UNIVERSITY IS ONE OF A SELECT GROUP OF AMERICAN UNIVERSITIES THAT HAVE ACHIEVED EMINENCE IN BOTH UNDERGRADUATE AND GRADUATE EDUCATION AND IN A BROAD RANGE OF ACADEMIC DISCIPLINES CONT'D SCH O

2

Did the organization undertake any significant program services during the year which were not listed on the prior Form 990 or 990-EZ?

☐ Yes

☒ No

If "Yes," describe these new services on Schedule O

3

Did the organization cease conducting, or make significant changes in how it conducts, any program services?

☐ Yes

☒ No

If "Yes," describe these changes on Schedule O

4

Describe the organization's program service accomplishments for each of its three largest program services, as measured by expenses Section 501(c)(3) and 501(c)(4) organizations are required to report the amount of grants and allocations to others, the total expenses, and revenue, if any, for each program service reported

4a

(Code ) (Expenses \$ 1,400,572,930 including grants of \$ 46,731,959 ) (Revenue \$ 740,193,516 )

INSTRUCTION AND DEPARTMENTAL RESEARCH - See Schedule O

4b

(Code ) (Expenses \$ 1,040,951,784 including grants of \$ 24,119,455 ) (Revenue \$ 209,079,560 )

ORGANIZED RESEARCH - REVENUE AMOUNT REPORTED ON LINE 4B DOES NOT INCLUDE \$1,024,123,558 IN FEDERAL RESEARCH SUPPORT CONT'D SCH O

4c

(Code ) (Expenses \$ 788,938,480 including grants of \$ 1,147,259 ) (Revenue \$ 768,483,418 )

UNIVERSITY AUXILIARY ACTIVITIES - See Schedule O

4d

Other program services (Describe in Schedule O )

(Expenses \$ 580,924,072 including grants of \$ 318,385,699 ) (Revenue \$ 324,984,089 )




















4e

Total program service expenses

3,811,387,266

Form 990 (2012)

Part IV Checklist of Required Schedules

	Yes	No
1 Is the organization described in section 501(c)(3) or 4947(a)(1) (other than a private foundation)? If "Yes," complete Schedule A 	1 Yes	
2 Is the organization required to complete Schedule B, Schedule of Contributors (see instructions)? 	2 Yes	
3 Did the organization engage in direct or indirect political campaign activities on behalf of or in opposition to candidates for public office? If "Yes," complete Schedule C, Part I 	3	No
4 Section 501(c)(3) organizations. Did the organization engage in lobbying activities, or have a section 501(h) election in effect during the tax year? If "Yes," complete Schedule C, Part II 	4 Yes	
5 Is the organization a section 501(c)(4), 501(c)(5), or 501(c)(6) organization that receives membership dues, assessments, or similar amounts as defined in Revenue Procedure 98-19? If "Yes," complete Schedule C, Part III 	5	No
6 Did the organization maintain any donor advised funds or any similar funds or accounts for which donors have the right to provide advice on the distribution or investment of amounts in such funds or accounts? If "Yes," complete Schedule D, Part I 	6 Yes	
7 Did the organization receive or hold a conservation easement, including easements to preserve open space, the environment, historic land areas, or historic structures? If "Yes," complete Schedule D, Part II 	7	No
8 Did the organization maintain collections of works of art, historical treasures, or other similar assets? If "Yes," complete Schedule D, Part III 	8 Yes	
9 Did the organization report an amount in Part X, line 21 for escrow or custodial account liability, serve as a custodian for amounts not listed in Part X, or provide credit counseling, debt management, credit repair, or debt negotiation services? If "Yes," complete Schedule D, Part IV 	9	No
10 Did the organization, directly or through a related organization, hold assets in temporarily restricted endowments, permanent endowments, or quasi-endowments? If "Yes," complete Schedule D, Part V 	10 Yes	
11 If the organization's answer to any of the following questions is "Yes," then complete Schedule D, Parts VI, VII, VIII, IX, or X as applicable		
a Did the organization report an amount for land, buildings, and equipment in Part X, line 10? If "Yes," complete Schedule D, Part VI 	11a Yes	
b Did the organization report an amount for investments—other securities in Part X, line 12 that is 5% or more of its total assets reported in Part X, line 16? If "Yes," complete Schedule D, Part VII 	11b Yes	
c Did the organization report an amount for investments—program related in Part X, line 13 that is 5% or more of its total assets reported in Part X, line 16? If "Yes," complete Schedule D, Part VIII 	11c	No
d Did the organization report an amount for other assets in Part X, line 15 that is 5% or more of its total assets reported in Part X, line 16? If "Yes," complete Schedule D, Part IX 	11d	No
e Did the organization report an amount for other liabilities in Part X, line 25? If "Yes," complete Schedule D, Part X 	11e Yes	
f Did the organization's separate or consolidated financial statements for the tax year include a footnote that addresses the organization's liability for uncertain tax positions under FIN 48 (ASC 740)? If "Yes," complete Schedule D, Part X 	11f Yes	
12a Did the organization obtain separate, independent audited financial statements for the tax year? If "Yes," complete Schedule D, Parts XI and XII 	12a Yes	
b Was the organization included in consolidated, independent audited financial statements for the tax year? If "Yes," and if the organization answered "No" to line 12a, then completing Schedule D, Parts XI and XII is optional 	12b Yes	
13 Is the organization a school described in section 170(b)(1)(A)(ii)? If "Yes," complete Schedule E 	13 Yes	
14a Did the organization maintain an office, employees, or agents outside of the United States?	14a Yes	
b Did the organization have aggregate revenues or expenses of more than \$10,000 from grantmaking, fundraising, business, investment, and program service activities outside the United States, or aggregate foreign investments valued at \$100,000 or more? If "Yes," complete Schedule F, Parts I and IV 	14b Yes	
15 Did the organization report on Part IX, column (A), line 3, more than \$5,000 of grants or assistance to any organization or entity located outside the United States? If "Yes," complete Schedule F, Parts II and IV 	15 Yes	
16 Did the organization report on Part IX, column (A), line 3, more than \$5,000 of aggregate grants or assistance to individuals located outside the United States? If "Yes," complete Schedule F, Parts III and IV 	16 Yes	
17 Did the organization report a total of more than \$15,000 of expenses for professional fundraising services on Part IX, column (A), lines 6 and 11e? If "Yes," complete Schedule G, Part I (see instructions) 	17 Yes	
18 Did the organization report more than \$15,000 total of fundraising event gross income and contributions on Part VIII, lines 1c and 8a? If "Yes," complete Schedule G, Part II 	18 Yes	
19 Did the organization report more than \$15,000 of gross income from gaming activities on Part VIII, line 9a? If "Yes," complete Schedule G, Part III 	19	No
20a Did the organization operate one or more hospital facilities? If "Yes," complete Schedule H	20a	No
b If "Yes" to line 20a, did the organization attach a copy of its audited financial statements to this return?	20b	

Part IV

Checklist of Required Schedules (continued)

21	Did the organization report more than \$5,000 of grants and other assistance to any government or organization in the United States on Part IX, column (A), line 1? <i>If "Yes," complete Schedule I, Parts I and II</i> . . . . .	21	Yes	
22	Did the organization report more than \$5,000 of grants and other assistance to individuals in the United States on Part IX, column (A), line 2? <i>If "Yes," complete Schedule I, Parts I and III</i> . . . . .	22	Yes	
23	Did the organization answer "Yes" to Part VII, Section A, line 3, 4, or 5 about compensation of the organization's current and former officers, directors, trustees, key employees, and highest compensated employees? <i>If "Yes," complete Schedule J</i> . . . . .	23	Yes	
24a	Did the organization have a tax-exempt bond issue with an outstanding principal amount of more than \$100,000 as of the last day of the year, that was issued after December 31, 2002? <i>If "Yes," answer lines 24b through 24d and complete Schedule K. If "No," go to line 25</i> . . . . .	24a	Yes	
b	Did the organization invest any proceeds of tax-exempt bonds beyond a temporary period exception? . . . .	24b		No
c	Did the organization maintain an escrow account other than a refunding escrow at any time during the year to defease any tax-exempt bonds? . . . . .	24c		No
d	Did the organization act as an "on behalf of" issuer for bonds outstanding at any time during the year? . . . .	24d		No
25a	<b>Section 501(c)(3) and 501(c)(4) organizations.</b> Did the organization engage in an excess benefit transaction with a disqualified person during the year? <i>If "Yes," complete Schedule L, Part I</i> . . . . .	25a		No
b	Is the organization aware that it engaged in an excess benefit transaction with a disqualified person in a prior year, and that the transaction has not been reported on any of the organization's prior Forms 990 or 990-EZ? <i>If "Yes," complete Schedule L, Part I</i> . . . . .	25b		No
26	Was a loan to or by a current or former officer, director, trustee, key employee, highest compensated employee, or disqualified person outstanding as of the end of the organization's tax year? <i>If "Yes," complete Schedule L, Part II</i> . . . . .	26	Yes	
27	Did the organization provide a grant or other assistance to an officer, director, trustee, key employee, substantial contributor or employee thereof, a grant selection committee member, or to a 35% controlled entity or family member of any of these persons? <i>If "Yes," complete Schedule L, Part III</i> . . . . .	27	Yes	
28	Was the organization a party to a business transaction with one of the following parties (see Schedule L, Part IV instructions for applicable filing thresholds, conditions, and exceptions)			
a	A current or former officer, director, trustee, or key employee? <i>If "Yes," complete Schedule L, Part IV</i> . . . . .	28a	Yes	
b	A family member of a current or former officer, director, trustee, or key employee? <i>If "Yes," complete Schedule L, Part IV</i> . . . . .	28b	Yes	
c	An entity of which a current or former officer, director, trustee, or key employee (or a family member thereof) was an officer, director, trustee, or direct or indirect owner? <i>If "Yes," complete Schedule L, Part IV</i> . . . . .	28c	Yes	
29	Did the organization receive more than \$25,000 in non-cash contributions? <i>If "Yes," complete Schedule M</i> . . . . .	29	Yes	
30	Did the organization receive contributions of art, historical treasures, or other similar assets, or qualified conservation contributions? <i>If "Yes," complete Schedule M</i> . . . . .	30	Yes	
31	Did the organization liquidate, terminate, or dissolve and cease operations? <i>If "Yes," complete Schedule N, Part I</i> . . . . .	31		No
32	Did the organization sell, exchange, dispose of, or transfer more than 25% of its net assets? <i>If "Yes," complete Schedule N, Part II</i> . . . . .	32		No
33	Did the organization own 100% of an entity disregarded as separate from the organization under Regulations sections 301.7701-2 and 301.7701-3? <i>If "Yes," complete Schedule R, Part I</i> . . . . .	33	Yes	
34	Was the organization related to any tax-exempt or taxable entity? <i>If "Yes," complete Schedule R, Part II, III, or IV, and Part V, line 1</i> . . . . .	34	Yes	
35a	Did the organization have a controlled entity within the meaning of section 512(b)(13)?	35a	Yes	
b	If 'Yes' to line 35a, did the organization receive any payment from or engage in any transaction with a controlled entity within the meaning of section 512(b)(13)? <i>If "Yes," complete Schedule R, Part V, line 2</i> . . . . .	35b	Yes	
36	<b>Section 501(c)(3) organizations.</b> Did the organization make any transfers to an exempt non-charitable related organization? <i>If "Yes," complete Schedule R, Part V, line 2</i> . . . . .	36	Yes	
37	Did the organization conduct more than 5% of its activities through an entity that is not a related organization and that is treated as a partnership for federal income tax purposes? <i>If "Yes," complete Schedule R, Part VI</i> . . . . .	37		No
38	Did the organization complete Schedule O and provide explanations in Schedule O for Part VI, lines 11b and 19? <b>Note.</b> All Form 990 filers are required to complete Schedule O . . . . .	38	Yes	

Part V

Statements Regarding Other IRS Filings and Tax Compliance

Check if Schedule O contains a response to any question in this Part V

		Yes	No
1a	Enter the number reported in Box 3 of Form 1096. Enter -0- if not applicable.		
1b	Enter the number of Forms W-2G included in line 1a. Enter -0- if not applicable.		
1c	Did the organization comply with backup withholding rules for reportable payments to vendors and reportable gaming (gambling) winnings to prize winners?	Yes	
2a	Enter the number of employees reported on Form W-3, Transmittal of Wage and Tax Statements, filed for the calendar year ending with or within the year covered by this return.		
2b	If at least one is reported on line 2a, did the organization file all required federal employment tax returns? <b>Note.</b> If the sum of lines 1a and 2a is greater than 250, you may be required to e-file (see instructions).	Yes	
3a	Did the organization have unrelated business gross income of \$1,000 or more during the year?	Yes	
3b	If "Yes," has it filed a Form 990-T for this year? If "No," provide an explanation in Schedule O.	Yes	
4a	At any time during the calendar year, did the organization have an interest in, or a signature or other authority over, a financial account in a foreign country (such as a bank account, securities account, or other financial account)?	Yes	
b	If "Yes," enter the name of the foreign country: _____ See instructions for filing requirements for Form TD F 90-22.1, Report of Foreign Bank and Financial Accounts.		
5a	Was the organization a party to a prohibited tax shelter transaction at any time during the tax year?		No
5b	Did any taxable party notify the organization that it was or is a party to a prohibited tax shelter transaction?		No
5c	If "Yes," to line 5a or 5b, did the organization file Form 8886-T?		
6a	Does the organization have annual gross receipts that are normally greater than \$100,000, and did the organization solicit any contributions that were not tax deductible as charitable contributions?		No
6b	If "Yes," did the organization include with every solicitation an express statement that such contributions or gifts were not tax deductible?		
7	<b>Organizations that may receive deductible contributions under section 170(c).</b>		
7a	Did the organization receive a payment in excess of \$75 made partly as a contribution and partly for goods and services provided to the payor?	Yes	
7b	If "Yes," did the organization notify the donor of the value of the goods or services provided?	Yes	
7c	Did the organization sell, exchange, or otherwise dispose of tangible personal property for which it was required to file Form 8282?	Yes	
7d	If "Yes," indicate the number of Forms 8282 filed during the year.		10
7e	Did the organization receive any funds, directly or indirectly, to pay premiums on a personal benefit contract?		No
7f	Did the organization, during the year, pay premiums, directly or indirectly, on a personal benefit contract?		No
7g	If the organization received a contribution of qualified intellectual property, did the organization file Form 8899 as required?		
7h	If the organization received a contribution of cars, boats, airplanes, or other vehicles, did the organization file a Form 1098-C?		
8	<b>Sponsoring organizations maintaining donor advised funds and section 509(a)(3) supporting organizations.</b> Did the supporting organization, or a donor advised fund maintained by a sponsoring organization, have excess business holdings at any time during the year?		No
9	<b>Sponsoring organizations maintaining donor advised funds.</b>		
9a	Did the organization make any taxable distributions under section 4966?		No
9b	Did the organization make a distribution to a donor, donor advisor, or related person?		No
10	<b>Section 501(c)(7) organizations.</b> Enter		
10a	Initiation fees and capital contributions included on Part VIII, line 12.		
10b	Gross receipts, included on Form 990, Part VIII, line 12, for public use of club facilities.		
11	<b>Section 501(c)(12) organizations.</b> Enter		
11a	Gross income from members or shareholders.		
11b	Gross income from other sources (Do not net amounts due or paid to other sources against amounts due or received from them).		
12a	<b>Section 4947(a)(1) non-exempt charitable trusts.</b> Is the organization filing Form 990 in lieu of Form 1041?		
12b	If "Yes," enter the amount of tax-exempt interest received or accrued during the year.		
13	<b>Section 501(c)(29) qualified nonprofit health insurance issuers.</b>		
13a	Is the organization licensed to issue qualified health plans in more than one state? <b>Note.</b> See the instructions for additional information the organization must report on Schedule O.		
13b	Enter the amount of reserves the organization is required to maintain by the states in which the organization is licensed to issue qualified health plans.		
13c	Enter the amount of reserves on hand.		
14a	Did the organization receive any payments for indoor tanning services during the tax year?		No
14b	If "Yes," has it filed a Form 720 to report these payments? If "No," provide an explanation in Schedule O.		

Part VI

Governance, Management, and Disclosure

For each "Yes" response to lines 2 through 7b below, and for a "No" response to lines 8a, 8b, or 10b below, describe the circumstances, processes, or changes in Schedule O. See instructions.

Check if Schedule O contains a response to any question in this Part VI

Section A. Governing Body and Management

		Yes	No
1a	Enter the number of voting members of the governing body at the end of the tax year		
1a	33		
If there are material differences in voting rights among members of the governing body, or if the governing body delegated broad authority to an executive committee or similar committee, explain in Schedule O			
b	Enter the number of voting members included in line 1a, above, who are independent		
1b	21		
2	Did any officer, director, trustee, or key employee have a family relationship or a business relationship with any other officer, director, trustee, or key employee?	2	Yes
3	Did the organization delegate control over management duties customarily performed by or under the direct supervision of officers, directors or trustees, or key employees to a management company or other person?	3	No
4	Did the organization make any significant changes to its governing documents since the prior Form 990 was filed?	4	No
5	Did the organization become aware during the year of a significant diversion of the organization's assets?	5	No
6	Did the organization have members or stockholders?	6	No
7a	Did the organization have members, stockholders, or other persons who had the power to elect or appoint one or more members of the governing body?	7a	No
b	Are any governance decisions of the organization reserved to (or subject to approval by) members, stockholders, or persons other than the governing body?	7b	No
8	Did the organization contemporaneously document the meetings held or written actions undertaken during the year by the following		
a	The governing body?	8a	Yes
b	Each committee with authority to act on behalf of the governing body?	8b	Yes
9	Is there any officer, director, trustee, or key employee listed in Part VII, Section A, who cannot be reached at the organization's mailing address? If "Yes," provide the names and addresses in Schedule O	9	No

Section B. Policies (This Section B requests information about policies not required by the Internal Revenue Code.)

		Yes	No
10a	Did the organization have local chapters, branches, or affiliates?	10a	No
b	If "Yes," did the organization have written policies and procedures governing the activities of such chapters, affiliates, and branches to ensure their operations are consistent with the organization's exempt purposes?	10b	
11a	Has the organization provided a complete copy of this Form 990 to all members of its governing body before filing the form?	11a	Yes
b	Describe in Schedule O the process, if any, used by the organization to review this Form 990		
12a	Did the organization have a written conflict of interest policy? If "No," go to line 13	12a	Yes
b	Were officers, directors, or trustees, and key employees required to disclose annually interests that could give rise to conflicts?	12b	Yes
c	Did the organization regularly and consistently monitor and enforce compliance with the policy? If "Yes," describe in Schedule O how this was done	12c	Yes
13	Did the organization have a written whistleblower policy?	13	Yes
14	Did the organization have a written document retention and destruction policy?	14	Yes
15	Did the process for determining compensation of the following persons include a review and approval by independent persons, comparability data, and contemporaneous substantiation of the deliberation and decision?		
a	The organization's CEO, Executive Director, or top management official	15a	Yes
b	Other officers or key employees of the organization	15b	Yes
If "Yes" to line 15a or 15b, describe the process in Schedule O (see instructions)			
16a	Did the organization invest in, contribute assets to, or participate in a joint venture or similar arrangement with a taxable entity during the year?	16a	No
b	If "Yes," did the organization follow a written policy or procedure requiring the organization to evaluate its participation in joint venture arrangements under applicable federal tax law, and take steps to safeguard the organization's exempt status with respect to such arrangements?	16b	

Section C. Disclosure

17	List the States with which a copy of this Form 990 is required to be filed	CA
18	Section 6104 requires an organization to make its Form 1023 (or 1024 if applicable), 990, and 990-T (501(c)(3)s only) available for public inspection. Indicate how you made these available. Check all that apply. <input checked="" type="checkbox"/> Own website <input type="checkbox"/> Another's website <input checked="" type="checkbox"/> Upon request <input type="checkbox"/> Other (explain in Schedule O)	
19	Describe in Schedule O whether (and if so, how), the organization made its governing documents, conflict of interest policy, and financial statements available to the public during the tax year	
20	State the name, physical address, and telephone number of the person who possesses the books and records of the organization	CHRISTOPHER CANELLOS 3145 PORTER DRIVE Palo Alto, CA (650) 725-1732

Check if Schedule O contains a response to any question in this Part VII . . . . . ☒

**1a** Complete this table for all persons required to be listed. Report compensation for the calendar year ending with or within the organization's tax year.

- List all of the organization's **current** officers, directors, trustees (whether individuals or organizations), regardless of amount of compensation Enter -0- in columns (D), (E), and (F) if no compensation was paid
- List all of the organization's **current** key employees, if any See instructions for definition of "key employee "
- List the organization's five **current** highest compensated employees (other than an officer, director, trustee or key employee) who received reportable compensation (Box 5 of Form W-2 and/or Box 7 of Form 1099-MISC) of more than \$100,000 from the organization and any related organizations
- List all of the organization's **former** officers, key employees, or highest compensated employees who received more than \$100,000 of reportable compensation from the organization and any related organizations
- List all of the organization's **former directors or trustees** that received, in the capacity as a former director or trustee of the organization, more than \$10,000 of reportable compensation from the organization and any related organizations

List persons in the following order: individual trustees or directors; institutional trustees; officers; key employees; highest compensated employees; and former such persons

☐ Check this box if neither the organization nor any related organization compensated any current officer, director, or trustee

[illegible]



## Part VII

(A) Name and Title	(B) Average hours per week (list any hours for related organizations below dotted line)	(C) Position (do not check more than one box, unless person is both an officer and a director/trustee)						(D) Reportable compensation from the organization (W-2/1099-MISC)	(E) Reportable compensation from related organizations (W-2/1099-MISC)	(F) Estimated amount of other compensation from the organization and related organizations
		Individual trustee or director	Institutional Trustee	Officer	Key employee	Highest compensated employee	Former			
<b>1b</b> Sub-Total . . . . .										
<b>c</b> Total from continuation sheets to Part VII, Section A . . . . .										
<b>d</b> Total (add lines 1b and 1c) . . . . .								17,834,353	0	4,171,263

**2** Total number of individuals (including but not limited to those listed above) who received more than \$100,000 of reportable compensation from the organization **4,998**

		Yes	No
3	Did the organization list any <b>former</b> officer, director or trustee, key employee, or highest compensated employee on line 1a? <i>If "Yes," complete Schedule J for such individual</i> . . . . .	3	No
4	For any individual listed on line 1a, is the sum of reportable compensation and other compensation from the organization and related organizations greater than \$150,000? <i>If "Yes," complete Schedule J for such individual</i> . . . . .	4	Yes
5	Did any person listed on line 1a receive or accrue compensation from any unrelated organization or individual for services rendered to the organization? <i>If "Yes," complete Schedule J for such person</i> . . . . .	5	No

## **Section B. Independent Contractors**

**1** Complete this table for your five highest compensated independent contractors that received more than \$100,000 of compensation from the organization. Report compensation for the calendar year ending with or within the organization's tax year.

(A) Name and business address	(B) Description of services	(C) Compensation
THE WHITING-TURNER CONTRACTING CO , PO BOX 17596 BALTIMORE MD 212971596	CONSTRUCTION	93,896,959
TURNER CONSTRUCTION CO , 1625 CLAY ST OAKLAND CA 94612	CONSTRUCTION	38,298,184
DEVCON CONSTRUCTION INC , 690 GIBALTAR DR MILPITAS CA 95035	CONSTRUCTION	31,787,387
HATHAWAY DINWIDDIE CONSTRUCTION CO , 565 LAURELWOOD RD SANTA CLARA CA 950542419	CONSTRUCTION	19,959,548
OVERAA CONSTRUCTION , 200 PARR BOULEVARD RICHMOND CA 94801	CONSTRUCTION	17,353,950

2 Total number of independent contractors (including but not limited to those listed above) who received more than \$100,000 of compensation from the organization ►688

Part VIII

Statement of Revenue

Check if Schedule O contains a response to any question in this Part VIII

			(A) Total revenue	(B) Related or exempt function revenue	(C) Unrelated business revenue	(D) Revenue excluded from tax under sections 512, 513, or 514
Contributions, Gifts, Grants and Other Similar Amounts	1a	Federated campaigns . . . . . 1a				
	b	Membership dues . . . . . 1b				
	c	Fundraising events . . . . . 1c	914,104			
	d	Related organizations . . . . . 1d				
	e	Government grants (contributions) 1e	1,024,123,558			
	f	All other contributions, gifts, grants, and similar amounts not included above 1f	694,757,439			
	g	Noncash contributions included in lines 1a-1f \$	235,683,432			
	h	Total. Add lines 1a-1f . . . . .	1,719,795,101			
Program Service Revenue	Business Code					
	2a	STUDENT INCOME	900099	752,955,818	752,955,818	
	b	NONGOVERNMENT RESEARCH	900099	209,079,560	209,079,560	
	c	PATIENT CARE	900099	623,596,652	623,596,652	
	d	SPECIAL PROGRAMS	900099	456,183,621	456,183,621	
	e	DRIVING RANGE	713910	582,693	582,693	
	f	All other program service revenue		342,239	342,239	
	g	Total. Add lines 2a-2f . . . . .	2,042,740,583			
Other Revenue	3	Investment income (including dividends, interest, and other similar amounts) . . . . .	281,203,970		10,028,287	271,175,683
	4	Income from investment of tax-exempt bond proceeds . . . . .	16			16
	5	Royalties . . . . .	7,446,939			7,446,939
	6a	(i) Real				
		139,870,339				
		(ii) Personal				
		46,904,616				
	b	Less rental expenses				
	c	Rental income or (loss)	92,965,723	0		
	d	Net rental income or (loss) . . . . .	92,965,723			92,965,723
	7a	(i) Securities				
		19,971,662,747	25,916,568			
		(ii) Other				
		19,181,518,747	27,523,996			
	b	Less cost or other basis and sales expenses				
	c	Gain or (loss)	790,144,000	-1,607,428		
	d	Net gain or (loss) . . . . .	788,536,572		13,391,428	775,145,144
	8a	Gross income from fundraising events (not including \$ 914,104 of contributions reported on line 1c) See Part IV, line 18 . . . . .				
	a	606,990				
	b	Less direct expenses . . . . . b	542,312			
	c	Net income or (loss) from fundraising events . . . . .	64,678			64,678
	9a	Gross income from gaming activities See Part IV, line 19 . . . . .				
	a					
	b	Less direct expenses . . . . . b				
	c	Net income or (loss) from gaming activities . . . . .	0			
	10a	Gross sales of inventory, less returns and allowances . . . . .				
	a	5,734,575				
	b	Less cost of goods sold . . . . . b	1,978,303			
	c	Net income or (loss) from sales of inventory . . . . .	3,756,272			3,756,272
	Miscellaneous Revenue					
	Business Code					
	11a					
	b					
	c					
	d	All other revenue . . . . .				
	e	Total. Add lines 11a-11d . . . . .	0			
	12	Total revenue. See Instructions . . . . .	4,936,509,854	2,041,815,651	24,344,647	1,150,554,455

Part IX

Statement of Functional Expenses

Section 501(c)(3) and 501(c)(4) organizations must complete all columns All other organizations must complete column (A)

Check if Schedule O contains a response to any question in this Part IX

☐

Do not include amounts reported on lines 6b, 7b, 8b, 9b, and 10b of Part VIII.		(A) Total expenses	(B) Program service expenses	(C) Management and general expenses	(D) Fundraising expenses
1	Grants and other assistance to governments and organizations in the United States See Part IV, line 21	14,760,838	14,760,838		
2	Grants and other assistance to individuals in the United States See Part IV, line 22	367,192,547	367,192,547		
3	Grants and other assistance to governments, organizations, and individuals outside the United States See Part IV, lines 15 and 16	8,430,987	8,430,987		
4	Benefits paid to or for members	0			
5	Compensation of current officers, directors, trustees, and key employees . . . . .	8,882,136	3,066,367	5,061,898	753,871
6	Compensation not included above, to disqualified persons (as defined under section 4958(f)(1)) and persons described in section 4958(c)(3)(B) . . . . .	498,925	318,965		179,960
7	Other salaries and wages	1,991,950,296	1,823,371,494	124,949,302	43,629,500
8	Pension plan accruals and contributions (include section 401(k) and 403(b) employer contributions) . . . . .	122,703,605	103,654,136	15,821,308	3,228,161
9	Other employee benefits . . . . .	261,744,091	220,900,739	33,882,153	6,961,199
10	Payroll taxes . . . . .	112,378,369	94,749,816	14,633,878	2,994,675
11	Fees for services (non-employees)				
a	Management . . . . .	2,548,149	2,281,193	266,956	
b	Legal . . . . .	7,986,466	948,800	7,009,238	28,428
c	Accounting . . . . .	1,613,329	52,510	1,560,819	
d	Lobbying . . . . .	67,588	5,924	61,633	31
e	Professional fundraising services See Part IV, line 17	645,950			645,950
f	Investment management fees . . . . .	21,704,655		21,704,655	
g	Other (If line 11g amount exceeds 10% of line 25, column (A) amount, list line 11g expenses on Schedule O) . . . . .	193,941,193	156,556,724	34,714,680	2,669,789
12	Advertising and promotion . . . . .	5,396,259	5,189,673	104,263	102,323
13	Office expenses . . . . .	283,220,877	204,392,816	74,134,270	4,693,791
14	Information technology . . . . .	19,796,826	10,831,038	8,602,335	363,453
15	Royalties . . . . .	7,957,476	2,630,282	5,325,528	1,666
16	Occupancy . . . . .	170,006,810	153,739,494	14,477,390	1,789,926
17	Travel . . . . .	63,310,243	59,142,360	2,575,277	1,592,606
18	Payments of travel or entertainment expenses for any federal, state, or local public officials . . . . .	34,476		34,476	
19	Conferences, conventions, and meetings . . . . .	10,750,343	9,744,666	904,173	101,504
20	Interest . . . . .	65,301,599	59,941,301	5,184,992	175,306
21	Payments to affiliates . . . . .	0			
22	Depreciation, depletion, and amortization . . . . .	291,732,197	258,305,304	32,336,866	1,090,027
23	Insurance . . . . .	4,574,891	2,759,544	1,805,575	9,772
24	Other expenses Itemize expenses not covered above (List miscellaneous expenses in line 24e If line 24e amount exceeds 10% of line 25, column (A) amount, list line 24e expenses on Schedule O )				
a	EQUIPMENT RENTAL & MAINTENANCE	7,399,768	6,316,613	730,247	352,908
b	PRINTING & PUBLICATION	10,915,337	8,518,284	1,377,936	1,019,117
c	SLAC NON-SALARY EXPENSE	130,528,141	130,412,164	114,545	1,432
d	RESEARCH SUBAWARDS	64,909,884	64,909,884		
e	All other expenses	47,904,917	38,262,803	7,240,317	2,401,797
25	Total functional expenses. Add lines 1 through 24e	4,300,789,168	3,811,387,266	414,614,710	74,787,192
26	Joint costs. Complete this line only if the organization reported in column (B) joint costs from a combined educational campaign and fundraising solicitation Check here <input type="checkbox"/> if following SOP 98-2 (ASC 958-720)				

Part X

Balance Sheet

Check if Schedule O contains a response to any question in this Part X ☒

				(A) Beginning of year		(B) End of year
Assets	<b>1</b>	Cash—non-interest-bearing . . . . .		189,657	<b>1</b>	167,491
	<b>2</b>	Savings and temporary cash investments . . . . .		1,139,898,720	<b>2</b>	784,275,739
	<b>3</b>	Pledges and grants receivable, net . . . . .		707,377,611	<b>3</b>	644,811,377
	<b>4</b>	Accounts receivable, net . . . . .		444,590,629	<b>4</b>	440,131,767
	<b>5</b>	Loans and other receivables from current and former officers, directors, trustees, key employees, and highest compensated employees. Complete Part II of Schedule L . . . . .		5,501,528	<b>5</b>	4,560,843
	<b>6</b>	Loans and other receivables from other disqualified persons (as defined under section 4958(f)(1)), persons described in section 4958(c)(3)(B), and contributing employers and sponsoring organizations of section 501(c)(9) voluntary employees' beneficiary organizations (see instructions). Complete Part II of Schedule L . . . . .		0	<b>6</b>	0
	<b>7</b>	Notes and loans receivable, net . . . . .		529,793,653	<b>7</b>	527,206,208
	<b>8</b>	Inventories for sale or use . . . . .		5,809,589	<b>8</b>	6,051,425
	<b>9</b>	Prepaid expenses and deferred charges . . . . .		75,525,835	<b>9</b>	56,171,680
	<b>10a</b>	Land, buildings, and equipment: cost or other basis. Complete Part VI of Schedule D . . . . .	<b>10a</b> 7,571,154,544			
	<b>b</b>	Less: accumulated depreciation . . . . .	<b>10b</b> 3,363,227,809	3,826,386,774	<b>10c</b>	4,207,926,735
	<b>11</b>	Investments—publicly traded securities . . . . .		4,580,667,353	<b>11</b>	5,545,012,603
	<b>12</b>	Investments—other securities. See Part IV, line 11 . . . . .		17,666,032,541	<b>12</b>	19,323,631,791
	<b>13</b>	Investments—program-related. See Part IV, line 11 . . . . .		0	<b>13</b>	0
	<b>14</b>	Intangible assets . . . . .		0	<b>14</b>	0
	<b>15</b>	Other assets. See Part IV, line 11 . . . . .		0	<b>15</b>	0
	<b>16</b>	<b>Total assets.</b> Add lines 1 through 15 (must equal line 34) . . . . .		28,981,773,890	<b>16</b>	31,539,947,659
Liabilities	<b>17</b>	Accounts payable and accrued expenses . . . . .		1,648,901,274	<b>17</b>	1,602,081,261
	<b>18</b>	Grants payable . . . . .		0	<b>18</b>	0
	<b>19</b>	Deferred revenue . . . . .		556,727,769	<b>19</b>	584,067,049
	<b>20</b>	Tax-exempt bond liabilities . . . . .		1,140,179,875	<b>20</b>	1,466,079,607
	<b>21</b>	Escrow or custodial account liability. Complete Part IV of Schedule D . . . . .		0	<b>21</b>	0
	<b>22</b>	Loans and other payables to current and former officers, directors, trustees, key employees, highest compensated employees, and disqualified persons. Complete Part II of Schedule L . . . . .		0	<b>22</b>	0
	<b>23</b>	Secured mortgages and notes payable to unrelated third parties . . . . .		1,568,525,771	<b>23</b>	1,632,353,400
	<b>24</b>	Unsecured notes and loans payable to unrelated third parties . . . . .		0	<b>24</b>	0
	<b>25</b>	Other liabilities (including federal income tax, payables to related third parties, and other liabilities not included on lines 17-24). Complete Part X of Schedule D . . . . .		562,019,034	<b>25</b>	532,261,114
	<b>26</b>	<b>Total liabilities.</b> Add lines 17 through 25 . . . . .		5,476,353,723	<b>26</b>	5,816,842,431
Net Assets or Fund Balances	<b>Organizations that follow SFAS 117 (ASC 958), check here <input checked="" type="checkbox"/> and complete lines 27 through 29, and lines 33 and 34.</b>					
	<b>27</b>	Unrestricted net assets . . . . .		12,086,362,475	<b>27</b>	13,485,416,232
	<b>28</b>	Temporarily restricted net assets . . . . .		6,032,515,369	<b>28</b>	6,612,755,241
	<b>29</b>	Permanently restricted net assets . . . . .		5,386,542,323	<b>29</b>	5,624,933,755
	<b>Organizations that do not follow SFAS 117 (ASC 958), check here <input type="checkbox"/> and complete lines 30 through 34.</b>					
	<b>30</b>	Capital stock or trust principal, or current funds . . . . .			<b>30</b>	
	<b>31</b>	Paid-in or capital surplus, or land, building or equipment fund . . . . .			<b>31</b>	
	<b>32</b>	Retained earnings, endowment, accumulated income, or other funds . . . . .			<b>32</b>	
	<b>33</b>	<b>Total net assets or fund balances</b> . . . . .		23,505,420,167	<b>33</b>	25,723,105,228
	<b>34</b>	<b>Total liabilities and net assets/fund balances</b> . . . . .		28,981,773,890	<b>34</b>	31,539,947,659

Part XI Reconciliation of Net Assets

Check if Schedule O contains a response to any question in this Part XI . . . . .

1	Total revenue (must equal Part VIII, column (A), line 12) . . . . .	1	4,936,509,854
2	Total expenses (must equal Part IX, column (A), line 25) . . . . .	2	4,300,789,168
3	Revenue less expenses Subtract line 2 from line 1 . . . . .	3	635,720,686
4	Net assets or fund balances at beginning of year (must equal Part X, line 33, column (A)) . . . . .	4	23,505,420,167
5	Net unrealized gains (losses) on investments . . . . .	5	1,428,176,901
6	Donated services and use of facilities . . . . .	6	
7	Investment expenses . . . . .	7	
8	Prior period adjustments . . . . .	8	
9	Other changes in net assets or fund balances (explain in Schedule O) . . . . .	9	153,787,474
10	Net assets or fund balances at end of year Combine lines 3 through 9 (must equal Part X, line 33, column (B))	10	25,723,105,228

Part XII Financial Statements and Reporting

Check if Schedule O contains a response to any question in this Part XII . . . . .

		Yes	No
1	Accounting method used to prepare the Form 990 <input type="checkbox"/> Cash <input checked="" type="checkbox"/> Accrual <input type="checkbox"/> Other _____ If the organization changed its method of accounting from a prior year or checked "Other," explain in Schedule O		
2a	Were the organization's financial statements compiled or reviewed by an independent accountant? If "Yes," check a box below to indicate whether the financial statements for the year were compiled or reviewed on a separate basis, consolidated basis, or both <input type="checkbox"/> Separate basis <input type="checkbox"/> Consolidated basis <input type="checkbox"/> Both consolidated and separate basis	2a	No
b	Were the organization's financial statements audited by an independent accountant? If "Yes," check a box below to indicate whether the financial statements for the year were audited on a separate basis, consolidated basis, or both <input type="checkbox"/> Separate basis <input type="checkbox"/> Consolidated basis <input checked="" type="checkbox"/> Both consolidated and separate basis	2b	Yes
c	If "Yes," to line 2a or 2b, does the organization have a committee that assumes responsibility for oversight of the audit, review, or compilation of its financial statements and selection of an independent accountant? If the organization changed either its oversight process or selection process during the tax year, explain in Schedule O	2c	Yes
3a	As a result of a federal award, was the organization required to undergo an audit or audits as set forth in the Single Audit Act and OMB Circular A-133?	3a	Yes
b	If "Yes," did the organization undergo the required audit or audits? If the organization did not undergo the required audit or audits, explain why in Schedule O and describe any steps taken to undergo such audits	3b	Yes

Additional Data

Software ID:

Software Version:

EIN: 94-1156365

Name: STANFORD UNIVERSITY BOARD OF TRUSTEES  
OF THE LELAND STANFORD JUNIOR UNIVERSITY

(A) Name and Title	(B) Average hours per week (list any hours for related organizations below dotted line)	(C) Position (do not check more than one box, unless person is both an officer and a director/trustee)						(D) Reportable compensation from the organization (W-2/1099-MISC)	(E) Reportable compensation from related organizations (W-2/1099-MISC)	(F) Estimated amount of other compensation from the organization and related organizations
		Individual trustee or director	Institutional Trustee	Officer	Key employee	Highest compensated employee	Former			
JOHN HENNESSY PRESIDENT/TRUSTEE	50 0	X		X				775,681	0	291,885
FRED W ALVAREZ TRUSTEE, APPOINTED 03/01/2013	2 0	X								
Robert M Bass Trustee	2 0	X								
William R Brody Trustee	2 0	X								
BROOK H BYERS TRUSTEE	2 0	X								
James E Canales Trustee	2 0	X								
ROANN COSTIN TRUSTEE, APPOINTED 10/01/2012	2 0	X								
James G Coulter Trustee	2 0	X								
DEBORAH A DECOTIS TRUSTEE	2 0	X								
Steven A Denning Trustee	2 0	X								
Bruce W Dunlevie Trustee	2 0	X								
Armando Garza Trustee	2 0	X								
John A Gunn Trustee	2 0 2 0	X								
GAIL B HARRIS TRUSTEE, APPOINTED 03/01/2013	2 0	X								
Christine U Hazy Trustee	2 0	X								
LAURENE POWELL JOBS TRUSTEE, APPOINTED 10/01/2012	2 0	X								
Ronald B Johnson Trustee	2 0 2 0	X								
LATONIA G KARR TRUSTEE, APPOINTED 02/01/2013	2 0	X								
Ann H Lamont TRUSTEE, UNTIL 03/01/2013	2 0	X								
Frank D Lee Trustee	2 0 2 0	X								
BERNARD LIAUTAUD TRUSTEE, APPOINTED 03/01/2013	2 0	X								
Goodwin Liu TRUSTEE, UNTIL 03/01/2013	2 0	X						20,000		
Susan R McCaw Trustee	2 0	X								
LLOYD M METZ TRUSTEE, APPOINTED 03/01/2013	2 0	X								
Hamid R Moghadam Trustee	2 0	X								

Form 990, Part VII - Compensation of Officers, Directors, Trustees, Key Employees, Highest Compensated Employees, and Independent Contractors										
(A) Name and Title	(B) Average hours per week (list any hours for related organizations below dotted line)	(C) Position (do not check more than one box, unless person is both an officer and a director/trustee)						(D) Reportable compensation from the organization (W-2/1099-MISC)	(E) Reportable compensation from related organizations (W-2/1099-MISC)	(F) Estimated amount of other compensation from the organization and related organizations
		Individual trustee or director	Institutional Trustee	Officer	Key employee	Highest compensated employee	Former			
Wendy Munger TRUSTEE, UNTIL 02/01/2013	2 0	X								
Paul A Ormond Trustee	2 0	X								
Ruth M Porat Trustee	2 0	X								
Penny S Pritzker TRUSTEE, UNTIL 06/28/2013	2 0	X								
JEFFREY S RAIKES TRUSTEE	2 0	X								
Miriam Rivera Trustee, UNTIL 03/01/2013	2 0	X								
Victoria B Rogers Trustee	2 0	X								
Richard A Sapp Trustee, UNTIL 03/01/2013	2 0	X								
Kavitark Ram Shriram Trustee	2 0	X								
Ronald P Spogli Trustee	2 0	X								
Isaac Stein Trustee	2 0	X								
Thomas F Steyer Trustee	2 0	X								
Vaughn C Williams Trustee	2 0 2 0	X								
Jerry Yang Trustee	2 0	X								
JOHN ETCHEMENDY PROVOST	50 0			X				596,771	0	295,544
RANDALL LIVINGSTON VP BUS AFFAIRS/CFO	50 0			X				526,350	0	155,109
MARTIN SHELL VP DEVELOPMENT	50 0			X				670,425	0	122,282
DEBRA ZUMWALT VP GENERAL COUNSEL	50 0			X				570,952	0	198,148
ROBERT C REIDY VP LAND, BUILDINGS & REAL EST	50 0			X				684,725	0	277,985
DAVID DEMAREST VP PUBLIC AFFAIRS	50 0			X				358,733	0	116,642
HOWARD WOLF PRES OF STANFORD ALUM ASSOC	50 0			X				368,872	0	155,938
WILLIAM MADIA VP SLAC NAL	38 0			X				501,832	0	23,789
DAVID JONES VP HUMAN RESOURCES	50 0			X				321,927	0	44,697
JOHN POWERS PRESIDENT, STANFORD MGNT CO	50 0				X			2,464,714	0	1,103,644
PHILIP A PIZZO DEAN,SCH OF MED(UNTIL 12/1/12)	50 0 4 0				X			670,765	0	294,039

Form 990, Part VII - Compensation of Officers, Directors, Trustees, Key Employees, Highest Compensated Employees, and Independent Contractors										
(A) Name and Title	(B) Average hours per week (list any hours for related organizations below dotted line)	(C) Position (do not check more than one box, unless person is both an officer and a director/trustee)						(D) Reportable compensation from the organization (W-2/1099-MISC)	(E) Reportable compensation from related organizations (W-2/1099-MISC)	(F) Estimated amount of other compensation from the organization and related organizations
		Individual trustee or director	Institutional Trustee	Officer	Key employee	Highest compensated employee	Former			
LLOYD B MINOR DEAN, SCH OF MED(SINCE 12/1/12)	50 0 4 0				X			734,169	0	29,784
RICHARD SALLER DEAN SCHOOL OF HUM & SCIENCES	50 0				X			535,859	0	33,983
FRANK HANLEY CHIEF, PED CARDIOTHORACIC	50 0					X		1,894,804	0	44,899
GARY STEINBERG CHAIR, NEUROSURGERY	50 0					X		1,270,954	0	45,742
THOMAS KRUMMEL CHAIR, SURGERY	50 0 3 0					X		1,026,966	0	53,110
TARA VANDERVEER Coach	50 0					X		2,326,520	0	384,711
DAVID SHAW Coach	50 0					X		1,513,334	0	499,332



SCHEDULE A  
(Form 990 or 990EZ)

Department of the Treasury  
Internal Revenue Service

Public Charity Status and Public Support

Complete if the organization is a section 501(c)(3) organization or a section 4947(a)(1) nonexempt charitable trust.

► Attach to Form 990 or Form 990-EZ. ► See separate instructions.

OMB No 1545-0047

2012

Open to Public Inspection

Name of the organization STANFORD UNIVERSITY BOARD OF TRUSTEES OF THE LELAND STANFORD JUNIOR UNIVERSITY	Employer identification number  94-1156365
---	--

Part I

Reason for Public Charity Status (All organizations must complete this part.) See instructions.

The organization is not a private foundation because it is (For lines 1 through 11, check only one box )

- 1

☐

A church, convention of churches, or association of churches described in **section 170(b)(1)(A)(i).**
- 2

☒

A school described in **section 170(b)(1)(A)(ii).** (Attach Schedule E )
- 3

☐

A hospital or a cooperative hospital service organization described in **section 170(b)(1)(A)(iii).**
- 4

☐

A medical research organization operated in conjunction with a hospital described in **section 170(b)(1)(A)(iii).** Enter the hospital's name, city, and state \_\_\_\_\_
- 5

☐

An organization operated for the benefit of a college or university owned or operated by a governmental unit described in **section 170(b)(1)(A)(iv).** (Complete Part II )
- 6

☐

A federal, state, or local government or governmental unit described in **section 170(b)(1)(A)(v).**
- 7

☐

An organization that normally receives a substantial part of its support from a governmental unit or from the general public described in **section 170(b)(1)(A)(vi).** (Complete Part II )
- 8

☐

A community trust described in **section 170(b)(1)(A)(vi)** (Complete Part II )
- 9

☐

An organization that normally receives (1) more than 33<sup>1</sup>/<sub>3</sub>% of its support from contributions, membership fees, and gross receipts from activities related to its exempt functions—subject to certain exceptions, and (2) no more than 33<sup>1</sup>/<sub>3</sub>% of its support from gross investment income and unrelated business taxable income (less section 511 tax) from businesses acquired by the organization after June 30, 1975 See **section 509(a)(2).** (Complete Part III )
- 10

☐

An organization organized and operated exclusively to test for public safety See **section 509(a)(4).**
- 11

☐

An organization organized and operated exclusively for the benefit of, to perform the functions of, or to carry out the purposes of one or more publicly supported organizations described in section 509(a)(1) or section 509(a)(2) See **section 509(a)(3).** Check the box that describes the type of supporting organization and complete lines 11e through 11h  

a

☐

Type I

b

☐

Type II

c

☐

Type III - Functionally integrated

d

☐

Type III - Non-functionally integrated
- e

☐

By checking this box, I certify that the organization is not controlled directly or indirectly by one or more disqualified persons other than foundation managers and other than one or more publicly supported organizations described in section 509(a)(1) or section 509(a)(2)
- f

☐

If the organization received a written determination from the IRS that it is a Type I, Type II, or Type III supporting organization, check this box
- g

☐

Since August 17, 2006, has the organization accepted any gift or contribution from any of the following persons?  

(i)

A person who directly or indirectly controls, either alone or together with persons described in (ii) and (iii) below, the governing body of the supported organization?

(ii)

A family member of a person described in (i) above?

(iii)

A 35% controlled entity of a person described in (i) or (ii) above?
- h

☐

Provide the following information about the supported organization(s)

	Yes	No
11g(i)		
11g(ii)		
11g(iii)		

(i) Name of supported organization	(ii) EIN	(iii) Type of organization (described on lines 1- 9 above or IRC section (see instructions))	(iv) Is the organization in col (i) listed in your governing document?		(v) Did you notify the organization in col (i) of your support?		(vi) Is the organization in col (i) organized in the U S ?		(vii) Amount of monetary support
			Yes	No	Yes	No	Yes	No	
Total									

Part II

Support Schedule for Organizations Described in Sections 170(b)(1)(A)(iv) and 170(b)(1)(A)(vi)  
(Complete only if you checked the box on line 5, 7, or 8 of Part I or if the organization failed to qualify under Part III. If the organization fails to qualify under the tests listed below, please complete Part III.)

Section A. Public Support						
Calendar year (or fiscal year beginning in) ▶	(a) 2008	(b) 2009	(c) 2010	(d) 2011	(e) 2012	(f) Total
1 Gifts, grants, contributions, and membership fees received (Do not include any "unusual grants.")						
2 Tax revenues levied for the organization's benefit and either paid to or expended on its behalf						
3 The value of services or facilities furnished by a governmental unit to the organization without charge						
4 Total. Add lines 1 through 3						
5 The portion of total contributions by each person (other than a governmental unit or publicly supported organization) included on line 1 that exceeds 2% of the amount shown on line 11, column (f)						
6 Public support. Subtract line 5 from line 4						

Section B. Total Support						
Calendar year (or fiscal year beginning in) ▶	(a) 2008	(b) 2009	(c) 2010	(d) 2011	(e) 2012	(f) Total
7 Amounts from line 4						
8 Gross income from interest, dividends, payments received on securities loans, rents, royalties and income from similar sources						
9 Net income from unrelated business activities, whether or not the business is regularly carried on						
10 Other income Do not include gain or loss from the sale of capital assets (Explain in Part IV )						
11 Total support (Add lines 7 through 10)						
12 Gross receipts from related activities, etc (see instructions)					12	
13 First five years. If the Form 990 is for the organization's first, second, third, fourth, or fifth tax year as a 501(c)(3) organization, check this box and stop here . . . . . ▶						

Section C. Computation of Public Support Percentage						
14 Public support percentage for 2012 (line 6, column (f) divided by line 11, column (f))		14				
15 Public support percentage for 2011 Schedule A, Part II, line 14		15				
16a 33 1/3% support test—2012. If the organization did not check the box on line 13, and line 14 is 33 1/3% or more, check this box and stop here. The organization qualifies as a publicly supported organization						▶
b 33 1/3% support test—2011. If the organization did not check a box on line 13 or 16a, and line 15 is 33 1/3% or more, check this box and stop here. The organization qualifies as a publicly supported organization						▶
17a 10%-facts-and-circumstances test—2012. If the organization did not check a box on line 13, 16a, or 16b, and line 14 is 10% or more, and if the organization meets the "facts-and-circumstances" test, check this box and stop here. Explain in Part IV how the organization meets the "facts-and-circumstances" test The organization qualifies as a publicly supported organization						▶
b 10%-facts-and-circumstances test—2011. If the organization did not check a box on line 13, 16a, 16b, or 17a, and line 15 is 10% or more, and if the organization meets the "facts-and-circumstances" test, check this box and stop here. Explain in Part IV how the organization meets the "facts-and-circumstances" test The organization qualifies as a publicly supported organization						▶
18 Private foundation. If the organization did not check a box on line 13, 16a, 16b, 17a, or 17b, check this box and see instructions						▶

Part IIISupport Schedule for Organizations Described in Section 509(a)(2)

(Complete only if you checked the box on line 9 of Part I or if the organization failed to qualify under Part II. If the organization fails to qualify under the tests listed below, please complete Part II.)

Section A. Public Support						
Calendar year (or fiscal year beginning in) ▶	(a) 2008	(b) 2009	(c) 2010	(d) 2011	(e) 2012	(f) Total
1 Gifts, grants, contributions, and membership fees received (Do not include any "unusual grants.")						
2 Gross receipts from admissions, merchandise sold or services performed, or facilities furnished in any activity that is related to the organization's tax-exempt purpose						
3 Gross receipts from activities that are not an unrelated trade or business under section 513						
4 Tax revenues levied for the organization's benefit and either paid to or expended on its behalf						
5 The value of services or facilities furnished by a governmental unit to the organization without charge						
6 Total. Add lines 1 through 5						
7a Amounts included on lines 1, 2, and 3 received from disqualified persons						
b Amounts included on lines 2 and 3 received from other than disqualified persons that exceed the greater of \$5,000 or 1% of the amount on line 13 for the year						
c Add lines 7a and 7b						
8 Public support (Subtract line 7c from line 6.)						

Section B. Total Support						
Calendar year (or fiscal year beginning in) ▶	(a) 2008	(b) 2009	(c) 2010	(d) 2011	(e) 2012	(f) Total
9 Amounts from line 6						
10a Gross income from interest, dividends, payments received on securities loans, rents, royalties and income from similar sources						
b Unrelated business taxable income (less section 511 taxes) from businesses acquired after June 30, 1975						
c Add lines 10a and 10b						
11 Net income from unrelated business activities not included in line 10b, whether or not the business is regularly carried on						
12 Other income. Do not include gain or loss from the sale of capital assets (Explain in Part IV.)						
13 Total support. (Add lines 9, 10c, 11, and 12.)						
14 First five years. If the Form 990 is for the organization's first, second, third, fourth, or fifth tax year as a 501(c)(3) organization, check this box and stop here ▶						

Section C. Computation of Public Support Percentage		
15 Public support percentage for 2012 (line 8, column (f) divided by line 13, column (f))	15	
16 Public support percentage from 2011 Schedule A, Part III, line 15	16	

Section D. Computation of Investment Income Percentage		
17 Investment income percentage for 2012 (line 10c, column (f) divided by line 13, column (f))	17	
18 Investment income percentage from 2011 Schedule A, Part III, line 17	18	
19a 33 1/3% support tests—2012. If the organization did not check the box on line 14, and line 15 is more than 33 1/3%, and line 17 is not more than 33 1/3%, check this box and stop here. The organization qualifies as a publicly supported organization ▶		
b 33 1/3% support tests—2011. If the organization did not check a box on line 14 or line 19a, and line 16 is more than 33 1/3% and line 18 is not more than 33 1/3%, check this box and stop here. The organization qualifies as a publicly supported organization ▶		
20 Private foundation. If the organization did not check a box on line 14, 19a, or 19b, check this box and see instructions ▶		

**Part IV** **Supplemental Information.** Complete this part to provide the explanations required by Part II, line 10; Part II, line 17a or 17b; and Part III, line 12. Also complete this part for any additional information. (See instructions).

Facts And Circumstances Test

Explanation

SCHEDULE C

(Form 990 or 990-EZ)

Department of the Treasury  
Internal Revenue Service

Political Campaign and Lobbying Activities

For Organizations Exempt From Income Tax Under section 501(c) and section 527

▶ Complete if the organization is described below. ▶ Attach to Form 990 or Form 990-EZ.  
▶ See separate instructions.

OMB No 1545-0047

2012

Open to Public Inspection

If the organization answered “Yes” to Form 990, Part IV, Line 3, or Form 990-EZ, Part V, line 46 (Political Campaign Activities), then

- Section 501(c)(3) organizations Complete Parts I-A and B Do not complete Part I-C
- Section 501(c) (other than section 501(c)(3)) organizations Complete Parts I-A and C below Do not complete Part I-B
- Section 527 organizations Complete Part I-A only

If the organization answered “Yes” to Form 990, Part IV, Line 4, or Form 990-EZ, Part VI, line 47 (Lobbying Activities), then

- Section 501(c)(3) organizations that have filed Form 5768 (election under section 501(h)) Complete Part II-A Do not complete Part II-B
- Section 501(c)(3) organizations that have NOT filed Form 5768 (election under section 501(h)) Complete Part II-B Do not complete Part II-A

If the organization answered “Yes” to Form 990, Part IV, Line 5 (Proxy Tax) or Form 990-EZ, Part V, line 35c (Proxy Tax), then

- Section 501(c)(4), (5), or (6) organizations Complete Part III

Name of the organization STANFORD UNIVERSITY BOARD OF TRUSTEES OF THE LELAND STANFORD JUNIOR UNIVERSITY	Employer identification number  94-1156365
---	--

Part I-A Complete if the organization is exempt under section 501(c) or is a section 527 organization.

1	Provide a description of the organization’s direct and indirect political campaign activities in Part IV	
2	Political expenditures	▶ \$
3	Volunteer hours	

Part I-B Complete if the organization is exempt under section 501(c)(3).

1	Enter the amount of any excise tax incurred by the organization under section 4955	▶ \$
2	Enter the amount of any excise tax incurred by organization managers under section 4955	▶ \$
3	If the organization incurred a section 4955 tax, did it file Form 4720 for this year?	<input type="checkbox"/> Yes <input type="checkbox"/> No
4a	Was a correction made?	<input type="checkbox"/> Yes <input type="checkbox"/> No
b	If “Yes,” describe in Part IV	

Part I-C Complete if the organization is exempt under section 501(c), except section 501(c)(3).

1	Enter the amount directly expended by the filing organization for section 527 exempt function activities	▶ \$
2	Enter the amount of the filing organization's funds contributed to other organizations for section 527 exempt function activities	▶ \$
3	Total exempt function expenditures Add lines 1 and 2 Enter here and on Form 1120-POL, line 17b	▶ \$
4	Did the filing organization file Form 1120-POL for this year?	<input type="checkbox"/> Yes <input type="checkbox"/> No
5	Enter the names, addresses and employer identification number (EIN) of all section 527 political organizations to which the filing organization made payments For each organization listed, enter the amount paid from the filing organization’s funds Also enter the amount of political contributions received that were promptly and directly delivered to a separate political organization, such as a separate segregated fund or a political action committee (PAC) If additional space is needed, provide information in Part IV	

(a) Name	(b) Address	(c) EIN	(d) Amount paid from filing organization's funds If none, enter -0-	(e) Amount of political contributions received and promptly and directly delivered to a separate political organization If none, enter -0-

Part II-A

Complete if the organization is exempt under section 501(c)(3) and filed Form 5768 (election under section 501(h)).

- A
- Check ☐ if the filing organization belongs to an affiliated group (and list in Part IV each affiliated group member's name, address, EIN, expenses, and share of excess lobbying expenditures)
- B
- Check ☐ if the filing organization checked box A and "limited control" provisions apply

Limits on Lobbying Expenditures (The term "expenditures" means amounts paid or incurred.)		(a) Filing organization's totals	(b) Affiliated group totals												
1a Total lobbying expenditures to influence public opinion (grass roots lobbying)															
b Total lobbying expenditures to influence a legislative body (direct lobbying)															
c Total lobbying expenditures (add lines 1a and 1b)															
d Other exempt purpose expenditures															
e Total exempt purpose expenditures (add lines 1c and 1d)															
f Lobbying nontaxable amount Enter the amount from the following table in both columns															
<table><tr><td>If the amount on line 1e, column (a) or (b) is:</td><td>The lobbying nontaxable amount is:</td></tr><tr><td>Not over \$500,000</td><td>20% of the amount on line 1e</td></tr><tr><td>Over \$500,000 but not over \$1,000,000</td><td>\$100,000 plus 15% of the excess over \$500,000</td></tr><tr><td>Over \$1,000,000 but not over \$1,500,000</td><td>\$175,000 plus 10% of the excess over \$1,000,000</td></tr><tr><td>Over \$1,500,000 but not over \$17,000,000</td><td>\$225,000 plus 5% of the excess over \$1,500,000</td></tr><tr><td>Over \$17,000,000</td><td>\$1,000,000</td></tr></table>		If the amount on line 1e, column (a) or (b) is:	The lobbying nontaxable amount is:	Not over \$500,000	20% of the amount on line 1e	Over \$500,000 but not over \$1,000,000	\$100,000 plus 15% of the excess over \$500,000	Over \$1,000,000 but not over \$1,500,000	\$175,000 plus 10% of the excess over \$1,000,000	Over \$1,500,000 but not over \$17,000,000	\$225,000 plus 5% of the excess over \$1,500,000	Over \$17,000,000	\$1,000,000		
If the amount on line 1e, column (a) or (b) is:	The lobbying nontaxable amount is:														
Not over \$500,000	20% of the amount on line 1e														
Over \$500,000 but not over \$1,000,000	\$100,000 plus 15% of the excess over \$500,000														
Over \$1,000,000 but not over \$1,500,000	\$175,000 plus 10% of the excess over \$1,000,000														
Over \$1,500,000 but not over \$17,000,000	\$225,000 plus 5% of the excess over \$1,500,000														
Over \$17,000,000	\$1,000,000														
g Grassroots nontaxable amount (enter 25% of line 1f)															
h Subtract line 1g from line 1a If zero or less, enter -0-															
i Subtract line 1f from line 1c If zero or less, enter -0-															
j If there is an amount other than zero on either line 1h or line 1i, did the organization file Form 4720 reporting section 4911 tax for this year?		<input type="checkbox"/> Yes	<input type="checkbox"/> No												

4-Year Averaging Period Under Section 501(h)  
(Some organizations that made a section 501(h) election do not have to complete all of the five columns below. See the instructions for lines 2a through 2f on page 4.)

Lobbying Expenditures During 4-Year Averaging Period					
Calendar year (or fiscal year beginning in)	(a) 2009	(b) 2010	(c) 2011	(d) 2012	(e) Total
2a Lobbying nontaxable amount					
b Lobbying ceiling amount (150% of line 2a, column(e))					
c Total lobbying expenditures					
d Grassroots nontaxable amount					
e Grassroots ceiling amount (150% of line 2d, column (e))					
f Grassroots lobbying expenditures					

Part II-B

Complete if the organization is exempt under section 501(c)(3) and has NOT filed Form 5768 (election under section 501(h)).

For each "Yes" response to lines 1a through 1i below, provide in Part IV a detailed description of the lobbying activity.

		(a)		(b)
		Yes	No	Amount
1	During the year, did the filing organization attempt to influence foreign, national, state or local legislation, including any attempt to influence public opinion on a legislative matter or referendum, through the use of			
a	Volunteers?	Yes		
b	Paid staff or management (include compensation in expenses reported on lines 1c through 1i)?	Yes		
c	Media advertisements?	Yes		2,785
d	Mailings to members, legislators, or the public?	Yes		144,306
e	Publications, or published or broadcast statements?	Yes		20,816
f	Grants to other organizations for lobbying purposes?		No	
g	Direct contact with legislators, their staffs, government officials, or a legislative body?	Yes		496,397
h	Rallies, demonstrations, seminars, conventions, speeches, lectures, or any similar means?	Yes		78,477
i	Other activities?	Yes		10,475
j	Total. Add lines 1c through 1i.			753,256
2a	Did the activities in line 1 cause the organization to be not described in section 501(c)(3)?		No	
b	If "Yes," enter the amount of any tax incurred under section 4912			
c	If "Yes," enter the amount of any tax incurred by organization managers under section 4912			
d	If the filing organization incurred a section 4912 tax, did it file Form 4720 for this year?			

Part III-A

Complete if the organization is exempt under section 501(c)(4), section 501(c)(5), or section 501(c)(6).

		Yes	No
1	Were substantially all (90% or more) dues received nondeductible by members?	1	
2	Did the organization make only in-house lobbying expenditures of \$2,000 or less?	2	
3	Did the organization agree to carry over lobbying and political expenditures from the prior year?	3	

Part III-B

Complete if the organization is exempt under section 501(c)(4), section 501(c)(5), or section 501(c)(6) and if either (a) BOTH Part III-A, lines 1 and 2, are answered "No" OR (b) Part III-A, line 3, is answered "Yes."

1	Dues, assessments and similar amounts from members	1	
2	Section 162(e) nondeductible lobbying and political expenditures (do not include amounts of political expenses for which the section 527(f) tax was paid).		
a	Current year	2a	
b	Carryover from last year	2b	
c	Total	2c	
3	Aggregate amount reported in section 6033(e)(1)(A) notices of nondeductible section 162(e) dues	3	
4	If notices were sent and the amount on line 2c exceeds the amount on line 3, what portion of the excess does the organization agree to carryover to the reasonable estimate of nondeductible lobbying and political expenditure next year?	4	
5	Taxable amount of lobbying and political expenditures (see instructions)	5	

Part IV

Supplemental Information

Complete this part to provide the descriptions required for Part I-A, line 1, Part I-B, line 4, Part I-C, line 5, Part II-A (affiliated group list), Part II-A, line 2, and Part II-B, line 1. Also, complete this part for any additional information.

Identifier	Return Reference	Explanation
PART II-B - LOBBYING ACTIVITY EXPLANATION	AN INSUBSTANTIAL PORTION OF STANFORD UNIVERSITY'S TOTAL ACTIVITIES	INVOLVED LEGISLATIVE AND REGULATORY MATTERS OF DIRECT CONCERN TO HIGHER EDUCATION OR OF COMPELLING IMPORTANCE TO STANFORD IN PARTICULAR. INSTITUTIONAL EFFORTS TO INFLUENCE LEGISLATION AND REGULATION ARE DIRECTED BY THE OFFICE OF GOVERNMENT AND COMMUNITY RELATIONS DURING FISCAL YEAR 2012-2013, THE OFFICE CONSISTED OF FIVE PROFESSIONAL STAFF MEMBERS, ONE INTERN, ONE TEMPORARY STUDENT, AND TWO SUPPORT PERSONS. THE UNIVERSITY DOES NOT HAVE A LOBBYING OFFICE IN EITHER WASHINGTON, DC OR SACRAMENTO, CA. DURING THIS PERIOD, THE UNIVERSITY HIRED AN OUTSIDE REGISTERED LOBBYIST IN SACRAMENTO FOR PART-TIME WORK ON STATE ISSUES. ACTIVITIES OF GOVERNMENT AND COMMUNITY RELATIONS STAFF INCLUDE CONTACTS BY LETTERS, PHONE CALLS AND MEETINGS WITH LEGISLATORS, MEMBERS OF THEIR STAFFS, OR OTHER GOVERNMENT OFFICIALS, AND MEETINGS WITH LOCAL CITIZENS REGARDING STANFORD ISSUES WITH LOCAL GOVERNMENTS. DURING FISCAL YEAR 2012-2013, LEGISLATIVE, EXECUTIVE, AND LOCAL REGULATORY ISSUES HANDLED BY THE UNIVERSITY INCLUDED THE FOLLOWING LOCAL ISSUES: ZONING AND LAND USES RELATED TO PROPERTY OWNED BY THE UNIVERSITY AND CONTIGUOUS TO THE UNIVERSITY'S ACADEMIC CAMPUS; STATE ISSUES: PROFESSIONAL FIDUCIARIES ACT, CLEAN ENERGY INNOVATION PROGRAM, PUBLIC GOODS CHARGE, BUDGET (CAL GRANT), CAP & TRADE FEE POLICY, STUDENT ATHLETE BILL OF RIGHTS, AND GENETIC INFORMATION PRIVACY ACT. FEDERAL ISSUES: STUDENT AID, TAXATION, REIMBURSEMENT OF FEDERAL RESEARCH COSTS, FUNDING LEVELS OF RESEARCH (E.G., NIH, DOE, NASA, DOD, NSF, NEH), FUNDING FOR SLAC NATIONAL ACCELERATOR LABORATORY, MEDICARE FUNDING FOR TEACHING HOSPITALS, RESEARCH POLICY, INTELLECTUAL PROPERTY, AND IMMIGRATION POLICY. THE TOTAL BUDGET EXPENDED BY THE OFFICE OF GOVERNMENT AND COMMUNITY RELATIONS WAS \$1,391,657. THE ESTIMATED TOTAL EXPENSES FOR LOBBYING ARE AS FOLLOWS: SALARIES AND BENEFITS \$514,967; GENERAL OFFICE OVERHEAD \$141,508; PAID CONSULTANT COALITION DUES \$67,588; DUES TO MEMBER ORGANIZATIONS \$8,507; TRAVEL \$20,686. TOTAL \$753,256. AMOUNTS APPEARING ON PART II-B ARE REASONABLE ESTIMATED ALLOCATIONS OF THE ABOVE EXPENSES. OCCASIONALLY, STANFORD UNIVERSITY EMPLOYEES OUTSIDE THE GOVERNMENT AND COMMUNITY RELATIONS OFFICE MAY ENGAGE IN LOBBYING ACTIVITIES ON BEHALF OF THE UNIVERSITY. INCLUDING SUCH CONTACT, THE TOTAL AMOUNT SPENT BY STANFORD IN LOBBYING REPRESENTS AN INSIGNIFICANT PART OF THE UNIVERSITY'S TOTAL EXPENDITURES.

SCHEDULE D  
(Form 990)

Supplemental Financial Statements

OMB No 1545-0047

2012

Open to Public Inspection

Department of the Treasury  
Internal Revenue Service

Complete if the organization answered "Yes," to Form 990, Part IV, line 6, 7, 8, 9, 10, 11a, 11b, 11c, 11d, 11e, 11f, 12a, or 12b  
Attach to Form 990. See separate instructions.

Name of the organization STANFORD UNIVERSITY BOARD OF TRUSTEES OF THE LELAND STANFORD JUNIOR UNIVERSITY	Employer identification number  94-1156365
---	--

Part I

Organizations Maintaining Donor Advised Funds or Other Similar Funds or Accounts. Complete if the organization answered "Yes" to Form 990, Part IV, line 6.

	(a) Donor advised funds	(b) Funds and other accounts
1 Total number at end of year	37	34
2 Aggregate contributions to (during year)	18,725,534	12,897,396
3 Aggregate grants from (during year)	29,316,008	21,842,886
4 Aggregate value at end of year	268,317,227	114,070,984
5 Did the organization inform all donors and donor advisors in writing that the assets held in donor advised funds are the organization's property, subject to the organization's exclusive legal control?	<input checked="" type="checkbox"/> Yes <input type="checkbox"/> No	
6 Did the organization inform all grantees, donors, and donor advisors in writing that grant funds can be used only for charitable purposes and not for the benefit of the donor or donor advisor, or for any other purpose conferring impermissible private benefit?	<input checked="" type="checkbox"/> Yes <input type="checkbox"/> No	

Part II

Conservation Easements. Complete if the organization answered "Yes" to Form 990, Part IV, line 7.

1 Purpose(s) of conservation easements held by the organization (check all that apply)

☐ Preservation of land for public use (e g , recreation or education)

☐ Preservation of an historically important land area

☐ Protection of natural habitat

☐ Preservation of a certified historic structure

☐ Preservation of open space

2 Complete lines 2a through 2d if the organization held a qualified conservation contribution in the form of a conservation easement on the last day of the tax year

	Held at the End of the Year
a Total number of conservation easements	2a
b Total acreage restricted by conservation easements	2b
c Number of conservation easements on a certified historic structure included in (a)	2c
d Number of conservation easements included in (c) acquired after 8/17/06, and not on a historic structure listed in the National Register	2d

3 Number of conservation easements modified, transferred, released, extinguished, or terminated by the organization during the tax year

4 Number of states where property subject to conservation easement is located

5 Does the organization have a written policy regarding the periodic monitoring, inspection, handling of violations, and enforcement of the conservation easements it holds?

☐ Yes ☐ No

6 Staff and volunteer hours devoted to monitoring, inspecting, and enforcing conservation easements during the year

7 Amount of expenses incurred in monitoring, inspecting, and enforcing conservation easements during the year

\$

8 Does each conservation easement reported on line 2(d) above satisfy the requirements of section 170(h)(4)(B)(i) and section 170(h)(4)(B)(ii)?

☐ Yes ☐ No

9 In Part XIII, describe how the organization reports conservation easements in its revenue and expense statement, and balance sheet, and include, if applicable, the text of the footnote to the organization's financial statements that describes the organization's accounting for conservation easements

Part III

Organizations Maintaining Collections of Art, Historical Treasures, or Other Similar Assets. Complete if the organization answered "Yes" to Form 990, Part IV, line 8.

1a If the organization elected, as permitted under SFAS 116 (ASC 958), not to report in its revenue statement and balance sheet works of art, historical treasures, or other similar assets held for public exhibition, education, or research in furtherance of public service, provide, in Part XIII, the text of the footnote to its financial statements that describes these items

b If the organization elected, as permitted under SFAS 116 (ASC 958), to report in its revenue statement and balance sheet works of art, historical treasures, or other similar assets held for public exhibition, education, or research in furtherance of public service, provide the following amounts relating to these items

(i) Revenues included in Form 990, Part VIII, line 1

\$

(ii) Assets included in Form 990, Part X

\$

2 If the organization received or held works of art, historical treasures, or other similar assets for financial gain, provide the following amounts required to be reported under SFAS 116 (ASC 958) relating to these items

a Revenues included in Form 990, Part VIII, line 1

\$

b Assets included in Form 990, Part X

\$



Part III Organizations Maintaining Collections of Art, Historical Treasures, or Other Similar Assets (continued)

3

Using the organization's acquisition, accession, and other records, check any of the following that are a significant use of its collection items (check all that apply)

a

☒ Public exhibition

b

☒ Scholarly research

c

☒ Preservation for future generations

d

☒ Loan or exchange programs

e

☐ Other

4

Provide a description of the organization's collections and explain how they further the organization's exempt purpose in Part XIII

5

During the year, did the organization solicit or receive donations of art, historical treasures or other similar assets to be sold to raise funds rather than to be maintained as part of the organization's collection?

☐ Yes☒ No

Part IV Escrow and Custodial Arrangements. Complete if the organization answered "Yes" to Form 990, Part IV, line 9, or reported an amount on Form 990, Part X, line 21.

1a

Is the organization an agent, trustee, custodian or other intermediary for contributions or other assets not included on Form 990, Part X?

☐ Yes☐ No

b

If "Yes," explain the arrangement in Part XIII and complete the following table

	Amount
1c	
1d	
1e	
1f	

2a

Did the organization include an amount on Form 990, Part X, line 21?

☐ Yes☐ No

b

If "Yes," explain the arrangement in Part XIII Check here if the explanation has been provided in Part XIII

☐

Part V Endowment Funds. Complete if the organization answered "Yes" to Form 990, Part IV, line 10.

	(a)Current year	(b)Prior year	b (c)Two years back	(d)Three years back	(e)Four years back
1a Beginning of year balance	17,035,804,000	16,502,606,000	13,851,115,000	12,619,094,000	17,214,373,000
b Contributions	588,438,000	403,858,000	673,440,000	517,078,000	155,359,000
c Net investment earnings, gains, and losses	1,985,298,000	1,000,446,000	2,763,132,000	1,569,588,000	-3,470,843,000
d Grants or scholarships	208,922,228	196,918,322	182,421,410	203,694,898	209,983,118
e Other expenditures for facilities and programs	711,749,772	674,187,678	602,659,590	650,950,102	1,069,811,882
f Administrative expenses					
g End of year balance	18,688,868,000	17,035,804,000	16,502,606,000	13,851,115,000	12,619,094,000

2

Provide the estimated percentage of the current year end balance (line 1g, column (a)) held as

a

Board designated or quasi-endowment

42 730 %

b

Permanent endowment

27 690 %

c

Temporarily restricted endowment

29 580 %

The percentages in lines 2a, 2b, and 2c should equal 100%

3a

Are there endowment funds not in the possession of the organization that are held and administered for the organization by

(i) unrelated organizations

3a(i)

☐ Yes☐ No

(ii) related organizations

3a(ii)

☐ Yes☐

b

If "Yes" to 3a(ii), are the related organizations listed as required on Schedule R?

3b

☐ Yes☐

4

Describe in Part XIII the intended uses of the organization's endowment funds

Part VI Land, Buildings, and Equipment. See Form 990, Part X, line 10.

Description of property	(a) Cost or other basis (investment)	(b)Cost or other basis (other)	(c) Accumulated depreciation	(d) Book value
1a Land		98,551,448		98,551,448
b Buildings		5,049,871,680	1,961,134,491	3,088,737,189
c Leasehold improvements		156,247,522	146,334,114	9,913,408
d Equipment		1,716,170,357	1,255,759,204	460,411,153
e Other		550,313,537		550,313,537
Total. Add lines 1a through 1e (Column (d) must equal Form 990, Part X, column (B), line 10(c).)				4,207,926,735



Part XIReconciliation of Revenue per Audited Financial Statements With Revenue per Return				
1	Total revenue, gains, and other support per audited financial statements . . . . .	1	6,190,533,000	
2	Amounts included on line 1 but not on Form 990, Part VIII, line 12			
a	Net unrealized gains on investments . . . . .	2a	1,428,176,901	
b	Donated services and use of facilities . . . . .	2b		
c	Recoveries of prior year grants . . . . .	2c		
d	Other (Describe in Part XIII ) . . . . .	2d	-176,672,510	
e	Add lines 2a through 2d . . . . .	2e	1,251,504,391	
3	Subtract line 2e from line 1 . . . . .	3	4,939,028,609	
4	Amounts included on Form 990, Part VIII, line 12, but not on line 1			
a	Investment expenses not included on Form 990, Part VIII, line 7b . . . . .	4a		
b	Other (Describe in Part XIII ) . . . . .	4b	-2,518,755	
c	Add lines 4a and 4b . . . . .	4c	-2,518,755	
5	Total revenue Add lines 3 and 4c. (This must equal Form 990, Part I, line 12 ) . . . . .	5	4,936,509,854	

Part XIIReconciliation of Expenses per Audited Financial Statements With Expenses per Return				
1	Total expenses and losses per audited financial statements . . . . .	1	3,972,849,000	
2	Amounts included on line 1 but not on Form 990, Part IX, line 25			
a	Donated services and use of facilities . . . . .	2a		
b	Prior year adjustments . . . . .	2b		
c	Other losses . . . . .	2c		
d	Other (Describe in Part XIII ) . . . . .	2d	2,519,816	
e	Add lines 2a through 2d . . . . .	2e	2,519,816	
3	Subtract line 2e from line 1 . . . . .	3	3,970,329,184	
4	Amounts included on Form 990, Part IX, line 25, but not on line 1:			
a	Investment expenses not included on Form 990, Part VIII, line 7b . . . . .	4a	88,948,255	
b	Other (Describe in Part XIII ) . . . . .	4b	241,511,729	
c	Add lines 4a and 4b . . . . .	4c	330,459,984	
5	Total expenses Add lines 3 and 4c. (This must equal Form 990, Part I, line 18 ) . . . . .	5	4,300,789,168	

Part XIIISupplemental Information
-----------------------------------

Complete this part to provide the descriptions required for Part II, lines 3, 5, and 9, Part III, lines 1a and 4, Part IV, lines 1b and 2b, Part V, line 4, Part X, line 2, Part XI, lines 2d and 4b, and Part XII, lines 2d and 4b. Also complete this part to provide any additional information.

Identifier	Return Reference	Explanation
SCHEDULE D, PART I, COLUMN (B)	COLUMN (B) REPRESENTS FUNDS CREATED TO MAKE GRANTS ONLY WITHIN THE	UNIVERSITY SCHEDULE D, PART I, LINE 2 INCLUDED IN AGGREGATE CONTRIBUTIONS TO FUNDS ARE NEW GIFTS AS WELL AS TRANSFERS FROM OTHER ACCOUNTS WITHIN THE UNIVERSITY SCHEDULE D, PART III, LINE 1A WORKS OF ART AND SPECIAL COLLECTIONS WORKS OF ART, HISTORICAL TREASURES, LITERARY WORKS, AND ARTIFACTS, WHICH ARE PRESERVED AND PROTECTED FOR EDUCATIONAL, RESEARCH AND PUBLIC EXHIBITION PURPOSES, ARE NOT CAPITALIZED PURCHASES OF SUCH COLLECTIONS ARE RECORDED AS OPERATING EXPENSES IN THE PERIOD IN WHICH THEY ARE ACQUIRED
SCHEDULE D, PART III, LINE 4		THE CANTOR ARTS CENTER AT STANFORD UNIVERSITY IS A MUSEUM COMMITTED TO INTELLECTUAL EXPLORATION AND THE PURSUIT OF KNOWLEDGE, FOSTERING A SENSE OF DISCOVERY THROUGH DIRECT EXPERIENCES WITH WORKS OF ART. THE CENTER COLLECTS, PRESERVES, AND STUDIES ART FROM ALL CULTURES AND PERIODS, SERVING THE UNIVERSITY AND THE PUBLIC THROUGH EXHIBITIONS AND PROGRAMS THAT INSPIRE THE UNDERSTANDING AND ENJOYMENT OF ART. SCHEDULE D, PART V, LINES 1B & 1E "CONTRIBUTIONS" (LINE 1B) INCLUDE CERTAIN INVESTMENT INCOME, CURRENT YEAR GIFTS TO ENDOWMENT, MATURED LIVING TRUSTS DIRECTED TO ENDOWMENT, AND CERTAIN OTHER FUNDS TRANSFERRED INTO THE ENDOWMENT INCLUDED IN "OTHER EXPENDITURES FOR FACILITIES AND PROGRAMS" (LINE 1E) ARE FUNDS DISTRIBUTED ANNUALLY FROM ENDOWMENT PRINCIPAL TO SUPPORT SUCH FACILITIES AND PROGRAMS. PLEASE SEE FURTHER DISCUSSION BELOW IN "INTENDED USES OF THE ENDOWMENT FUNDS" SCHEDULE D, PART V, LINE 2 BOARD DESIGNATED OR QUASI ENDOWMENT FUNDS ARE UNIVERSITY RESOURCES DESIGNATED BY THE BOARD AS ENDOWMENT AND ARE INVESTED FOR LONG-TERM APPRECIATION AND CURRENT INCOME. THESE ASSETS, HOWEVER, REMAIN AVAILABLE AND MAY BE SPENT AT THE BOARD'S DISCRETION. THE UNIVERSITY CLASSIFIES AS PERMANENT ENDOWMENT A) THE ORIGINAL VALUE OF GIFTS DONATED TO THE PERMANENT ENDOWMENT AND B) ACCUMULATIONS TO THE PERMANENT ENDOWMENT MADE IN ACCORDANCE WITH THE DIRECTION OF THE APPLICABLE DONOR GIFT INSTRUMENT AT THE TIME THE ACCUMULATION IS ADDED TO THE FUND. THE REMAINING PORTION OF THE DONOR-RESTRICTED ENDOWMENT FUND THAT IS NOT CLASSIFIED IN PERMANENT ENDOWMENT IS CLASSIFIED AS TEMPORARILY RESTRICTED ENDOWMENT UNTIL THOSE AMOUNTS ARE AUTHORIZED FOR EXPENDITURE. IN THE ABSENCE OF DONOR STIPULATIONS OR LAW TO THE CONTRARY, NET UNREALIZED LOSSES ON PERMANENTLY RESTRICTED ENDOWMENT FUNDS FIRST REDUCE RELATED APPRECIATION ON TEMPORARILY RESTRICTED NET ASSETS AND THEN ON UNRESTRICTED NET ASSETS, AS NEEDED, UNTIL SUCH TIME AS THE FAIR VALUE OF THE FUND EQUALS OR EXCEEDS HISTORIC VALUE. SCHEDULE D, PART V, LINE 3A(II) AND LINE 3B INCLUDED IN THE ENDOWMENT BALANCE ON LINE 1G ARE THE ASSETS OF SHR HOLDINGS, INC., A RELATED ORGANIZATION.
SCHEDULE D, PART V, LINE 4	INTENDED USES OF THE ENDOWMENT FUNDS	IN 1885, LELAND AND JANE LATHROP STANFORD SAID OF THEIR FOUNDING GRANT "IT SHALL CONSTITUTE THE FOUNDATION AND ENDOWMENT FOR THE UNIVERSITY HEREIN PROVIDED, AND UPON THE TRUST THAT THE PRINCIPAL THEREOF SHALL FOREVER REMAIN INTACT, AND THAT THE RENTS, ISSUES, AND PROFITS THEREOF SHALL BE DEVOTED TO THE FOUNDATION AND MAINTENANCE OF THE UNIVERSITY HEREBY FOUNDED AND ENDOWED, AND THE USES AND PURPOSES HEREIN MENTIONED." TODAY, STANFORD'S ENDOWMENT CONSISTS OF THOUSANDS OF INDIVIDUAL FUNDS, MANY OF WHICH ARE RESTRICTED TO PARTICULAR USES (E.G., SCHOLARSHIP FUNDS FOR UNDERGRADUATES, FELLOWSHIP FUNDS TO SUPPORT GRADUATE STUDENTS, RESEARCH FUNDS DIRECTED TO MANY DIFFERENT AREAS, PROGRAM SUPPORT FUNDS, FUNDS TO SUPPORT PROFESSORS, FUNDS TO SUPPORT LECTURES, FUNDS TO PROVIDE BUILDING AND GROUND MAINTENANCE, FUNDS TO SUPPORT THE UNIVERSITY'S MUSEUM, FUNDS TO SUPPORT THE ACQUISITION OF LIBRARY MATERIALS). THE FUNDS ARE INVESTED IN PERPETUITY FOR LONG TERM GROWTH AND THE PAYOUT IS USED FOR THE PURPOSE SET FORTH IN THE GIFT DOCUMENT. SOME ENDOWMENT FUNDS DO NOT HAVE PURPOSE RESTRICTIONS AND THE PAYOUT FROM THESE FUNDS IS USED TO SUPPORT THE GENERAL OPERATIONS AND INFRASTRUCTURE OF THE UNIVERSITY AS WELL AS MANY OTHER PARTS OF THE UNIVERSITY. ENDOWMENT PAYOUT IS A RELIABLE SOURCE OF CONTINUING SUPPORT AND IS CRUCIAL TO THE FUNDING OF THE MANY LONG TERM COMMITMENTS THAT THE UNIVERSITY MUST MAKE. THE ENDOWMENT MAKES STANFORD LESS DEPENDENT ON OTHER MORE VARIABLE SOURCES OF INCOME. THE ENDOWMENT PAYOUT COVERS APPROXIMATELY 23% OF STANFORD'S TOTAL EXPENSES. STANFORD IS CURRENTLY DIRECTING CONSIDERABLE RESEARCH AND EDUCATION EFFORTS TOWARD ADDRESSING THE CHALLENGES CRUCIAL TO THE WORLD. IN PARTICULAR, IT IS SEEKING SOLUTIONS TO SOME OF THE MOST CHALLENGING PROBLEMS IN HUMAN HEALTH, INTERNATIONAL PEACE AND SECURITY AND THE ENVIRONMENT AND SUSTAINABILITY. STANFORD CONTINUES TO BE ONE OF FEW PRIVATE INSTITUTIONS THAT ENROLL AND ADMIT THE VERY BEST APPLICANTS, REGARDLESS OF THEIR FAMILIES' INCOME AND PROVIDE SUFFICIENT FINANCIAL AID FOR ALL ADMITTED STUDENTS TO ATTEND THE UNIVERSITY. ENDOWMENT SUPPORT CONTRIBUTES GREATLY TO THE SUCCESS OF THESE EFFORTS. IN PART AS A RESULT OF ENDOWMENT SUPPORT OF STUDENT AID, STANFORD IS ABLE TO WAIVE THE TOTAL COST OF TUITION FOR STUDENTS FROM MOST FAMILIES WITH INCOMES LESS THAN \$100,000. STUDENTS FROM MOST FAMILIES MAKING LESS THAN \$60,000 WILL HAVE THE FULL COST OF ATTENDANCE (PRINCIPALLY TUITION, ROOM & BOARD, AND BOOKS) COVERED. FOR THE YEAR ENDED AUGUST 31, 2013, ENDOWMENT PAYOUT SUPPORT INCLUDED THE FOLLOWING BROAD FUNCTIONS OF THE UNIVERSITY: INSTRUCTION AND RESEARCH \$273,058,910 STUDENT FINANCIAL AID \$208,922,228 LIBRARIES \$17,171,654 SCHEDULE D, PART VI BALANCES AS REPORTED ON THE UNIVERSITY FINANCIAL STATEMENTS HAVE BEEN RECLASSIFIED TO COMPLY WITH 990 REPORTING REQUIREMENTS. SCHEDULE D, PART VII, INVESTMENTS - OTHER SECURITIES CASH & CASH EQUIVALENTS \$1,303,198,884 COLLATERAL HELD FOR SECURITIES LOANED \$57,810,018 DERIVATIVES \$5,941,671 FIXED INCOME \$1,273,525,101 REAL ESTATE \$5,337,236,220 NATURAL RESOURCES \$1,796,785,706 PRIVATE EQUITIES \$5,361,599,142 ABSOLUTE RETURN \$5,579,274,313 ASSETS HELD BY OTHER TRUSTEES \$172,604,572 ----- \$20,887,975,627 LESS HOSPITAL FUNDS INVESTED IN THE UNIVERSITY MERGED POOL (\$1,729,581,683) ----- \$19,158,393,944 ASSETS LIMITED AS TO USE HELD BY TRUSTEES \$165,237,847 ----- \$19,323,631,791 SCHEDULE D, PART X, LINE 1 DEPOSITS PAYABLE COLLATERAL FOR SECURITIES LOANED \$84,047,757 US GOVERNMENT REFUNDABLE LOAN FUNDS \$54,018,782 INCOME BENEFICIARY SHARE OF SPLIT INTEREST AGREEMENTS \$394,194,575 ----- \$532,261,114
SCHEDULE D, PART X, LINE 2	STANFORD DID NOT REPORT A FIN 48 LIABILITY	
SCHEDULE D, PART XI, LINE 2D	FINANCIAL AID (\$241,511,729)	DECREASE IN PROVISION FOR POST RETIREMENT BENEFITS \$145,927,000 PAYMENTS TO LIVING TRUST BENEFICIARIES (\$36,717,572) NET HOSPITAL TRANSFERS \$29,002,255 OTHER - PRINCIPALLY RECEIPTS FROM AFFILIATES NET OF GAINS ON DERIVATIVE TRANSACTIONS \$15,575,791 INVESTMENT EXPENSE (\$88,948,255) ----- (\$176,672,510)
SCHEDULE D, PART XI, LINE 4B	EXPENSES OF SPECIAL EVENTS FROM 990, PART VIII, LINE 8B (\$542,312)	COST OF GOODS SOLD FROM 990 PART VIII, LINE 10B (\$1,978,303) FINANCIAL STATEMENT ROUNDING \$1,860 -- ----- (\$2,518,755)
SCHEDULE D, PART XII LINE 2D	EXPENSES OF SPECIAL EVENTS FROM 990, PART VIII, LINE 8B \$542,312	COST OF GOODS SOLD FROM 990 PART VIII LINE 10B \$1,978,303 FINANCIAL STATEMENT ROUNDING (\$799) ---- ----- \$2,519,816 SCHEDULE D, PART XIII LINE 4B FINANCIAL AID \$241,511,729

SCHEDULE E  
(Form 990 or 990-EZ)

Department of the Treasury  
Internal Revenue Service

**Schools**  
▶Complete if the organization answered "Yes" to Form 990, Part IV, line 13,  
or Form 990-EZ, Part VI, line 48.  
▶ Attach to Form 990 or Form 990-EZ.

OMB No 1545-0047

2012

Open to Public Inspection

Name of the organization  
STANFORD UNIVERSITY BOARD OF TRUSTEES  
OF THE LELAND STANFORD JUNIOR UNIVERSITY

Employer identification number  
  
94-1156365

Part I		YES	NO
<div>1</div> <div>Does the organization have a racially nondiscriminatory policy toward students by statement in its charter, bylaws, other governing instrument, or in a resolution of its governing body?</div>	1	Yes	
	2	Yes	
	3		No
<div>4</div> <div>Does the organization maintain the following?</div> <div>a Records indicating the racial composition of the student body, faculty, and administrative staff?</div> <div>b Records documenting that scholarships and other financial assistance are awarded on a racially nondiscriminatory basis?</div> <div>c Copies of all catalogues, brochures, announcements, and other written communications to the public dealing with student admissions, programs, and scholarships?</div> <div>d Copies of all material used by the organization or on its behalf to solicit contributions?</div> <div>If you answered "No" to any of the above, please explain If you need more space, use Part II</div>	4a	Yes	
	4b	Yes	
	4c	Yes	
	4d	Yes	
	5a		No
	5b		No
	5c		No
	5d		No
	5e		No
<div>5</div> <div>Does the organization discriminate by race in any way with respect to</div> <div>a Students' rights or privileges?</div> <div>b Admissions policies?</div> <div>c Employment of faculty or administrative staff?</div> <div>d Scholarships or other financial assistance?</div> <div>e Educational policies?</div> <div>f Use of facilities?</div> <div>g Athletic programs?</div> <div>h Other extracurricular activities?</div> <div>If you answered "Yes" to any of the above, please explain If you need more space, use Part II</div>	5f		No
	5g		No
	5h		No
	6a	Yes	
	6b		No
	7	Yes	

**Part III Supplemental Information.** Complete this part to provide the explanations required by Part I, lines 3, 4d, 5h, 6b, and 7, as applicable. Also complete this part to provide any other additional information (see instructions)

Identifier	Return Reference	Explanation
SCHEDULE E, LINE 3	STANFORD MEETS THE CRITERIA OF SECTION 4 03 2(B) OF REV PROC 75-50	THROUGH ADMISSION AND FINANCIAL AID OFFICES OUTREACH PROGRAMS WHICH PUBLICIZE STANFORD UNIVERSITY'S ACADEMIC OPPORTUNITIES AT SECONDARY AND POST-SECONDARY SCHOOLS THROUGHOUT THE UNITED STATES
SCHEDULE E, LINE 6A	STANFORD UNIVERSITY RECEIVED RESEARCH AND INSTRUCTIONAL GRANTS AND	CONTRACTS, FELLOWSHIP AND STUDENT AID AWARDS, LIBRARY GRANTS AND CONSTRUCTION GRANTS, AND CONTRACTS FROM VARIOUS FEDERAL AGENCIES

SCHEDULE F  
(Form 990)

Department of the Treasury  
Internal Revenue Service

Statement of Activities Outside the United States

► Complete if the organization answered "Yes" to Form 990,  
Part IV, line 14b, 15, or 16.  
► Attach to Form 990. ► See separate instructions.

OMB No 1545-0047

2012

Open to Public  
Inspection

Name of the organization  
STANFORD UNIVERSITY BOARD OF TRUSTEES  
OF THE LELAND STANFORD JUNIOR UNIVERSITY

Employer identification number  
94-1156365

Part I

General Information on Activities Outside the United States. Complete if the organization answered "Yes" to Form 990, Part IV, line 14b.

- 1 For grantmakers. Does the organization maintain records to substantiate the amount of the grants or assistance, the grantees' eligibility for the grants or assistance, and the selection criteria used to award the grants or assistance? . . . . . ☒ Yes ☐ No
- 2 For grantmakers. Describe in Part V the organization's procedures for monitoring the use of grant funds outside the United States.
- 3 Activites per Region (The following Part I, line 3 table can be duplicated if additional space is needed )

(a) Region	(b) Number of offices in the region	(c) Number of employees, agents, and independent contractors in region	(d) Activities conducted in region (by type) (e g , fundraising, program services, investments, grants to recipients located in the region)	(e) If activity listed in (d) is a program service, describe specific type of service(s) in region	(f) Total expenditures for and investments in region
See Add'l Data					
3a Sub-total	10	175			17,355,392
b Total from continuation sheets to Part I	1	45			10,696,871,004
c Totals (add lines 3a and 3b)	11	220			10,714,226,396

**Part II** **Grants and Other Assistance to Organizations or Entities Outside the United States.** Complete if the organization answered "Yes" to Form 990, Part IV, line 15, for any recipient who received more than \$5,000. Part II can be duplicated if additional space is needed.

[illegible]

2 Enter total number of recipient organizations listed above that are recognized as charities by the foreign country, recognized as tax-exempt by the IRS, or for which the grantee or counsel has provided a section 501(c)(3) equivalency letter . . . . ► 30

3 Enter total number of other organizations or entities . . . . . 8

**Part III** **Grants and Other Assistance to Individuals Outside the United States.** Complete if the organization answered "Yes" to Form 990, Part IV, line 16.  
Part III can be duplicated if additional space is needed.

[illegible]



**Part IV Foreign Forms**

- 1

Was the organization a U S transferor of property to a foreign corporation during the tax year? *If "Yes," the organization may be required to file Form 926, Return by a U.S. Transferor of Property to a Foreign Corporation (see Instructions for Form 926)*

☒ Yes ☐ No
- 2

Did the organization have an interest in a foreign trust during the tax year? *If "Yes," the organization may be required to file Form 3520, Annual Return to Report Transactions with Foreign Trusts and Receipt of Certain Foreign Gifts, and/or Form 3520-A, Annual Information Return of Foreign Trust With a U.S. Owner (see Instructions for Forms 3520 and 3520-A)*

☒ Yes ☐ No
- 3

Did the organization have an ownership interest in a foreign corporation during the tax year? *If "Yes," the organization may be required to file Form 5471, Information Return of U.S. Persons with Respect to Certain Foreign Corporations. (see Instructions for Form 5471)*

☒ Yes ☐ No
- 4

Was the organization a direct or indirect shareholder of a passive foreign investment company or a qualified electing fund during the tax year? *If "Yes," the organization may be required to file Form 8621, Return by a Shareholder of a Passive Foreign Investment Company or Qualified Electing Fund. (see Instructions for Form 8621)*

☒ Yes ☐ No
- 5

Did the organization have an ownership interest in a foreign partnership during the tax year? *If "Yes," the organization may be required to file Form 8865, Return of U.S. Persons with Respect to Certain Foreign Partnerships. (see Instructions for Form 8865)*

☒ Yes ☐ No
- 6

Did the organization have any operations in or related to any boycotting countries during the tax year? *If "Yes," the organization may be required to file Form 5713, International Boycott Report (see Instructions for Form 5713).*

☒ Yes ☐ No

## Supplemental Information

Complete this part to provide the information required by Part I, line 2 (monitoring of funds); Part I, line 3, column (f) (accounting method; amounts of investments vs. expenditures per region); Part II, line 1 (accounting method); Part III (accounting method); and Part III, column (c) (estimated number of recipients), as applicable. Also complete this part to provide any additional information (see instructions).

[illegible]

Additional Data

Software ID:  
Software Version:  
EIN: 94-1156365  
Name: STANFORD UNIVERSITY BOARD OF TRUSTEES  
OF THE LELAND STANFORD JUNIOR UNIVERSITY

Form 990 Schedule F Part I - Activities Outside The United States

(a) Region	(b) Number of offices in the region	(c) Number of employees or agents in region	(d) Activities conducted in region (by type) (i e , fundraising, program services, grants to recipients located in the region)	(e) If activity listed in (d) is a program service, describe specific type of service (s) in region	(f) Total expenditures for region
East Asia and the Pacific	2	31	Program Services	Study Abroad	3,891,018
Europe (Including Iceland and Greenland)	5	90	Program Services	Study Abroad	7,946,569
Russia and the Newly Independent States		10	Program Services	Study Abroad	358,155

Form 990 Schedule F Part I - Activities Outside The United States

(a) Region	(b) Number of offices in the region	(c) Number of employees or agents in region	(d) Activities conducted in region (by type) (i e , fundraising, program services, grants to recipients located in the region)	(e) If activity listed in (d) is a program service, describe specific type of service(s) in region	(f) Total expenditures for region
South America	1	20	Program Services	Study Abroad	1,116,757
Sub-Saharan Africa	1	14	Program Services	Study Abroad	861,841
East Asia and the Pacific	1	10	Program Services	Interdisciplinary Cent	2,487,295

Form 990 Schedule F Part I - Activities Outside The United States

(a) Region	(b) Number of offices in the region	(c) Number of employees or agents in region	(d) Activities conducted in region (by type) (i e , fundraising, program services, grants to recipients located in the region)	(e) If activity listed in (d) is a program service, describe specific type of service (s) in region	(f) Total expenditures for region
East Asia and the Pacific			Program Services	Foreign Travel Athle	1,193
Europe (Including Iceland and Greenland)			Program Services	Foreign Travel Athle	3,649
Central America and the Caribbean			Program Services	Foreign Travel Acade	7,963

Form 990 Schedule F Part I - Activities Outside The United States

(a) Region	(b) Number of offices in the region	(c) Number of employees or agents in region	(d) Activities conducted in region (by type) (i e , fundraising, program services, grants to recipients located in the region)	(e) If activity listed in (d) is a program service, describe specific type of service (s) in region	(f) Total expenditures for region
East Asia and the Pacific			Program Services	Foreign Travel Acade	175,945
Europe (Including Iceland and Greenland)			Program Services	Foreign Travel Acade	365,288
Middle East and North Africa			Program Services	Foreign Travel Acade	17,969

Form 990 Schedule F Part I - Activities Outside The United States

(a) Region	(b) Number of offices in the region	(c) Number of employees or agents in region	(d) Activities conducted in region (by type) (i e , fundraising, program services, grants to recipients located in the region)	(e) If activity listed in (d) is a program service, describe specific type of service (s) in region	(f) Total expenditures for region
North America			Program Services	Foreign Travel Acade	62,654
Russia and the Newly Independent States			Program Services	Foreign Travel Acade	26,526
South America			Program Services	Foreign Travel Acade	13,799

Form 990 Schedule F Part I - Activities Outside The United States

(a) Region	(b) Number of offices in the region	(c) Number of employees or agents in region	(d) Activities conducted in region (by type) (i e , fundraising, program services, grants to recipients located in the region)	(e) If activity listed in (d) is a program service, describe specific type of service (s) in region	(f) Total expenditures for region
South Asia			Program Services	Foreign Travel Acade	2,269
Sub-Saharan Africa			Program Services	Foreign Travel Acade	16,502
East Asia and the Pacific			Program Services	Foreign Travel Admin	71,022



Form 990 Schedule F Part I - Activities Outside The United States

(a) Region	(b) Number of offices in the region	(c) Number of employees or agents in region	(d) Activities conducted in region (by type) (i e , fundraising, program services, grants to recipients located in the region)	(e) If activity listed in (d) is a program service, describe specific type of service (s) in region	(f) Total expenditures for region
Europe (Including Iceland and Greenland)			Program Services	Foreign Travel Admin	161,267
Middle East and North Africa			Program Services	Foreign Travel Admin	17,849
North America			Program Services	Foreign Travel Admin	76,026

Form 990 Schedule F Part I - Activities Outside The United States

(a) Region	(b) Number of offices in the region	(c) Number of employees or agents in region	(d) Activities conducted in region (by type) (i e , fundraising, program services, grants to recipients located in the region)	(e) If activity listed in (d) is a program service, describe specific type of service (s) in region	(f) Total expenditures for region
Sub-Saharan Africa			Program Services	Foreign Travel Admin	82
Central America and the Caribbean			Program Services	Foreign Travel Clin	4,073
East Asia and the Pacific			Program Services	Foreign Travel Clin	48,880

Form 990 Schedule F Part I - Activities Outside The United States

(a) Region	(b) Number of offices in the region	(c) Number of employees or agents in region	(d) Activities conducted in region (by type) (i.e., fundraising, program services, grants to recipients located in the region)	(e) If activity listed in (d) is a program service, describe specific type of service(s) in region	(f) Total expenditures for region
Europe (Including Iceland and Greenland)			Program Services	Foreign Travel Clinics	97,553
Middle East and North Africa			Program Services	Foreign Travel Clinics	11,902
North America			Program Services	Foreign Travel Clinics	30,260

Form 990 Schedule F Part I - Activities Outside The United States

(a) Region	(b) Number of offices in the region	(c) Number of employees or agents in region	(d) Activities conducted in region (by type) (i e , fundraising, program services, grants to recipients located in the region)	(e) If activity listed in (d) is a program service, describe specific type of service (s) in region	(f) Total expenditures for region
South America			Program Services	Foreign Travel Clin	2,520
South Asia			Program Services	Foreign Travel Clin	13,739
Sub-Saharan Africa			Program Services	Foreign Travel Clin	19,215

**Form 990 Schedule F Part I - Activities Outside The United States**

(a) Region	(b) Number of offices in the region	(c) Number of employees or agents in region	(d) Activities conducted in region (by type) (i e , fundraising, program services, grants to recipients located in the region)	(e) If activity listed in (d) is a program service, describe specific type of service (s) in region	(f) Total expenditures for region
Central America and the Caribbean			Program Services	Foreign Travel Educa	190,804
East Asia and the Pacific			Program Services	Foreign Travel Educa	2,789,791
Europe (Including Iceland and Greenland)			Program Services	Foreign Travel Educa	6,308,939

Form 990 Schedule F Part I - Activities Outside The United States

(a) Region	(b) Number of offices in the region	(c) Number of employees or agents in region	(d) Activities conducted in region (by type) (i e , fundraising, program services, grants to recipients located in the region)	(e) If activity listed in (d) is a program service, describe specific type of service (s) in region	(f) Total expenditures for region
Middle East and North Africa			Program Services	Foreign Travel Educa	469,407
North America			Program Services	Foreign Travel Educa	667,772
Russia and the Newly Independent States			Program Services	Foreign Travel Educa	141,447

Form 990 Schedule F Part I - Activities Outside The United States

(a) Region	(b) Number of offices in the region	(c) Number of employees or agents in region	(d) Activities conducted in region (by type) (i e , fundraising, program services, grants to recipients located in the region)	(e) If activity listed in (d) is a program service, describe specific type of service (s) in region	(f) Total expenditures for region
South America			Program Services	Foreign Travel Educa	328,960
South Asia			Program Services	Foreign Travel Educa	313,552
Sub-Saharan Africa			Program Services	Foreign Travel Educa	254,677

**Form 990 Schedule F Part I - Activities Outside The United States**

(a) Region	(b) Number of offices in the region	(c) Number of employees or agents in region	(d) Activities conducted in region (by type) (i e , fundraising, program services, grants to recipients located in the region)	(e) If activity listed in (d) is a program service, describe specific type of service (s) in region	(f) Total expenditures for region
Central America and the Caribbean			Program Services	Foreign Travel Exter	8,618
East Asia and the Pacific			Program Services	Foreign Travel Exter	48,465
Europe (Including Iceland and Greenland)			Program Services	Foreign Travel Exter	50,808



Form 990 Schedule F Part I - Activities Outside The United States

(a) Region	(b) Number of offices in the region	(c) Number of employees or agents in region	(d) Activities conducted in region (by type) (i e , fundraising, program services, grants to recipients located in the region)	(e) If activity listed in (d) is a program service, describe specific type of service (s) in region	(f) Total expenditures for region
Middle East and North Africa			Program Services	Foreign Travel Exter	7,780
North America			Program Services	Foreign Travel Exter	8,919
Russia and the Newly Independent States			Program Services	Foreign Travel Exter	764

Form 990 Schedule F Part I - Activities Outside The United States

(a) Region	(b) Number of offices in the region	(c) Number of employees or agents in region	(d) Activities conducted in region (by type) (i e , fundraising, program services, grants to recipients located in the region)	(e) If activity listed in (d) is a program service, describe specific type of service (s) in region	(f) Total expenditures for region
South Asia			Program Services	Foreign Travel Exter	21,777
Sub-Saharan Africa			Program Services	Foreign Travel Exter	3,841
Central America and the Caribbean			Program Services	Foreign Travel Libra	1,519

Form 990 Schedule F Part I - Activities Outside The United States

(a) Region	(b) Number of offices in the region	(c) Number of employees or agents in region	(d) Activities conducted in region (by type) (i e , fundraising, program services, grants to recipients located in the region)	(e) If activity listed in (d) is a program service, describe specific type of service (s) in region	(f) Total expenditures for region
East Asia and the Pacific			Program Services	Foreign Travel   Libra	167,425
Europe (Including Iceland and Greenland)			Program Services	Foreign Travel   Libra	492,546
North America			Program Services	Foreign Travel   Libra	32,683

Form 990 Schedule F Part I - Activities Outside The United States

(a) Region	(b) Number of offices in the region	(c) Number of employees or agents in region	(d) Activities conducted in region (by type) (i e , fundraising, program services, grants to recipients located in the region)	(e) If activity listed in (d) is a program service, describe specific type of service (s) in region	(f) Total expenditures for region
South America			Program Services	Foreign Travel Libra	9,448
South Asia			Program Services	Foreign Travel Libra	10,149
Antarctica			Program Services	Foreign Travel Resea	1,371

**Form 990 Schedule F Part I - Activities Outside The United States**

(a) Region	(b) Number of offices in the region	(c) Number of employees or agents in region	(d) Activities conducted in region (by type) (i e , fundraising, program services, grants to recipients located in the region)	(e) If activity listed in (d) is a program service, describe specific type of service (s) in region	(f) Total expenditures for region
Central America and the Caribbean			Program Services	Foreign Travel Resea	49,817
East Asia and the Pacific			Program Services	Foreign Travel Resea	1,472,712
Europe (Including Iceland and Greenland)			Program Services	Foreign Travel Resea	3,319,482

Form 990 Schedule F Part I - Activities Outside The United States

(a) Region	(b) Number of offices in the region	(c) Number of employees or agents in region	(d) Activities conducted in region (by type) (i e , fundraising, program services, grants to recipients located in the region)	(e) If activity listed in (d) is a program service, describe specific type of service (s) in region	(f) Total expenditures for region
Middle East and North Africa			Program Services	Foreign Travel Resea	175,132
North America			Program Services	Foreign Travel Resea	303,139
Russia and the Newly Independent States			Program Services	Foreign Travel Resea	168,681

Form 990 Schedule F Part I - Activities Outside The United States

(a) Region	(b) Number of offices in the region	(c) Number of employees or agents in region	(d) Activities conducted in region (by type) (i e , fundraising, program services, grants to recipients located in the region)	(e) If activity listed in (d) is a program service, describe specific type of service (s) in region	(f) Total expenditures for region
South America			Program Services	Foreign Travel Resea	167,832
South Asia			Program Services	Foreign Travel Resea	176,428
Sub-Saharan Africa			Program Services	Foreign Travel Resea	290,386

Form 990 Schedule F Part I - Activities Outside The United States

(a) Region	(b) Number of offices in the region	(c) Number of employees or agents in region	(d) Activities conducted in region (by type) (i e , fundraising, program services, grants to recipients located in the region)	(e) If activity listed in (d) is a program service, describe specific type of service (s) in region	(f) Total expenditures for region
Central America and the Caribbean			Program Services	Education	27,501
East Asia and the Pacific		1	Program Services	Education	453,454
Europe (Including Iceland and Greenland)			Program Services	Education	182,551



Form 990 Schedule F Part I - Activities Outside The United States

(a) Region	(b) Number of offices in the region	(c) Number of employees or agents in region	(d) Activities conducted in region (by type) (i e , fundraising, program services, grants to recipients located in the region)	(e) If activity listed in (d) is a program service, describe specific type of service (s) in region	(f) Total expenditures for region
Middle East and North Africa			Program Services	Education	96,507
North America			Program Services	Education	9,253
South America			Program Services	Education	191,973

Form 990 Schedule F Part I - Activities Outside The United States

(a) Region	(b) Number of offices in the region	(c) Number of employees or agents in region	(d) Activities conducted in region (by type) (i e , fundraising, program services, grants to recipients located in the region)	(e) If activity listed in (d) is a program service, describe specific type of service (s) in region	(f) Total expenditures for region
South Asia			Program Services	Education	64,943
Sub-Saharan Africa	1	5	Program Services	Education	1,195,575
Antarctica			Program Services	Education Travel Stu	263,015

Form 990 Schedule F Part I - Activities Outside The United States

(a) Region	(b) Number of offices in the region	(c) Number of employees or agents in region	(d) Activities conducted in region (by type) (i e , fundraising, program services, grants to recipients located in the region)	(e) If activity listed in (d) is a program service, describe specific type of service (s) in region	(f) Total expenditures for region
Central America and the Caribbean			Program Services	Education Travel Stu	1,058,283
East Asia and the Pacific			Program Services	Education Travel Stu	3,155,293
Europe (Including Iceland and Greenland)			Program Services	Education Travel Stu	3,620,674

Form 990 Schedule F Part I - Activities Outside The United States

(a) Region	(b) Number of offices in the region	(c) Number of employees or agents in region	(d) Activities conducted in region (by type) (i e , fundraising, program services, grants to recipients located in the region)	(e) If activity listed in (d) is a program service, describe specific type of service (s) in region	(f) Total expenditures for region
Middle East and North Africa			Program Services	Education Travel Stu	1,202,532
North America			Program Services	Education Travel Stu	802,833
Russia and the Newly Independent States			Program Services	Education Travel Stu	1,411,706

Form 990 Schedule F Part I - Activities Outside The United States

(a) Region	(b) Number of offices in the region	(c) Number of employees or agents in region	(d) Activities conducted in region (by type) (i e , fundraising, program services, grants to recipients located in the region)	(e) If activity listed in (d) is a program service, describe specific type of service (s) in region	(f) Total expenditures for region
South America			Program Services	Education Travel Stu	1,618,731
South Asia			Program Services	Education Travel Stu	738,106
Sub-Saharan Africa			Program Services	Education Travel Stu	841,136

Form 990 Schedule F Part I - Activities Outside The United States

(a) Region	(b) Number of offices in the region	(c) Number of employees or agents in region	(d) Activities conducted in region (by type) (i e , fundraising, program services, grants to recipients located in the region)	(e) If activity listed in (d) is a program service, describe specific type of service (s) in region	(f) Total expenditures for region
Central America and the Caribbean			Program Services	Education Executive	223
East Asia and the Pacific			Program Services	Education Executive	444,321
Europe (Including Iceland and Greenland)		3	Program Services	Education Executive	385,862

Form 990 Schedule F Part I - Activities Outside The United States

(a) Region	(b) Number of offices in the region	(c) Number of employees or agents in region	(d) Activities conducted in region (by type) (i e , fundraising, program services, grants to recipients located in the region)	(e) If activity listed in (d) is a program service, describe specific type of service (s) in region	(f) Total expenditures for region
Middle East and North Africa			Program Services	Education Executive	84,793
North America			Program Services	Education Executive	204,014
Russia and the Newly Independent States			Program Services	Education Executive	9,070

Form 990 Schedule F Part I - Activities Outside The United States

(a) Region	(b) Number of offices in the region	(c) Number of employees or agents in region	(d) Activities conducted in region (by type) (i e , fundraising, program services, grants to recipients located in the region)	(e) If activity listed in (d) is a program service, describe specific type of service (s) in region	(f) Total expenditures for region
South America		1	Program Services	Education Executive	124,786
South Asia			Program Services	Education Executive	108,993
Sub-Saharan Africa			Program Services	Education Executive	4,282



Form 990 Schedule F Part I - Activities Outside The United States

(a) Region	(b) Number of offices in the region	(c) Number of employees or agents in region	(d) Activities conducted in region (by type) (i e , fundraising, program services, grants to recipients located in the region)	(e) If activity listed in (d) is a program service, describe specific type of service (s) in region	(f) Total expenditures for region
Antarctica			Program Services	Research	138
Central America and the Caribbean		1	Program Services	Research	322,285
East Asia and the Pacific		6	Program Services	Research	1,087,306

Form 990 Schedule F Part I - Activities Outside The United States

(a) Region	(b) Number of offices in the region	(c) Number of employees or agents in region	(d) Activities conducted in region (by type) (i e , fundraising, program services, grants to recipients located in the region)	(e) If activity listed in (d) is a program service, describe specific type of service (s) in region	(f) Total expenditures for region
Europe (Including Iceland and Greenland)		13	Program Services	Research	1,568,938
Middle East and North Africa		3	Program Services	Research	91,876
North America		2	Program Services	Research	127,836

Form 990 Schedule F Part I - Activities Outside The United States

(a) Region	(b) Number of offices in the region	(c) Number of employees or agents in region	(d) Activities conducted in region (by type) (i e , fundraising, program services, grants to recipients located in the region)	(e) If activity listed in (d) is a program service, describe specific type of service (s) in region	(f) Total expenditures for region
Russia and the Newly Independent States			Program Services	Research	2,509
South America		4	Program Services	Research	325,358
South Asia		2	Program Services	Research	437,366

Form 990 Schedule F Part I - Activities Outside The United States

(a) Region	(b) Number of offices in the region	(c) Number of employees or agents in region	(d) Activities conducted in region (by type) (i e , fundraising, program services, grants to recipients located in the region)	(e) If activity listed in (d) is a program service, describe specific type of service (s) in region	(f) Total expenditures for region
Sub-Saharan Africa		4	Program Services	Research	1,391,544
East Asia and the Pacific			Program Services	Research Sub-award Con	186,205
Europe (Including Iceland and Greenland)			Program Services	Research Sub-award Con	1,545,786

Form 990 Schedule F Part I - Activities Outside The United States

(a) Region	(b) Number of offices in the region	(c) Number of employees or agents in region	(d) Activities conducted in region (by type) (i e , fundraising, program services, grants to recipients located in the region)	(e) If activity listed in (d) is a program service, describe specific type of service (s) in region	(f) Total expenditures for region
North America			Program Services	Research Sub-award Con	622,120
East Asia and the Pacific			Grantmaking	Research Sub-awards Gr	501,326
Europe (Including Iceland and Greenland)			Grantmaking	Research Sub-awards Gr	4,104,631

Form 990 Schedule F Part I - Activities Outside The United States

(a) Region	(b) Number of offices in the region	(c) Number of employees or agents in region	(d) Activities conducted in region (by type) (i e , fundraising, program services, grants to recipients located in the region)	(e) If activity listed in (d) is a program service, describe specific type of service (s) in region	(f) Total expenditures for region
Middle East and North Africa			Grantmaking	Research Sub-awards Gr	112,811
North America			Grantmaking	Research Sub-awards Gr	997,917
South Asia			Grantmaking	Research Sub-awards Gr	621,970

Form 990 Schedule F Part I - Activities Outside The United States

(a) Region	(b) Number of offices in the region	(c) Number of employees or agents in region	(d) Activities conducted in region (by type) (i e , fundraising, program services, grants to recipients located in the region)	(e) If activity listed in (d) is a program service, describe specific type of service (s) in region	(f) Total expenditures for region
Sub-Saharan Africa			Grantmaking	Research Sub-awards Gr	318,045
East Asia and the Pacific			Grantmaking	Loan Forgiveness	9,500
South Asia			Grantmaking	Loan Forgiveness	10,991

Form 990 Schedule F Part I - Activities Outside The United States

(a) Region	(b) Number of offices in the region	(c) Number of employees or agents in region	(d) Activities conducted in region (by type) (i e , fundraising, program services, grants to recipients located in the region)	(e) If activity listed in (d) is a program service, describe specific type of service (s) in region	(f) Total expenditures for region
Europe (Including Iceland and Greenland)			Grantmaking	Stipends	112,728
East Asia and the Pacific			Grantmaking	Stipends	664,000
Central America and the Caribbean			Grantmaking	Student fee Scholarshi	2,700



Form 990 Schedule F Part I - Activities Outside The United States

(a) Region	(b) Number of offices in the region	(c) Number of employees or agents in region	(d) Activities conducted in region (by type) (i e , fundraising, program services, grants to recipients located in the region)	(e) If activity listed in (d) is a program service, describe specific type of service (s) in region	(f) Total expenditures for region
East Asia and the Pacific			Grantmaking	Student fee Scholarshi	6,300
Europe (Including Iceland and Greenland)			Grantmaking	Student fee Scholarshi	5,700
Middle East and North Africa			Grantmaking	Student fee Scholarshi	5,700

Form 990 Schedule F Part I - Activities Outside The United States

(a) Region	(b) Number of offices in the region	(c) Number of employees or agents in region	(d) Activities conducted in region (by type) (i e , fundraising, program services, grants to recipients located in the region)	(e) If activity listed in (d) is a program service, describe specific type of service (s) in region	(f) Total expenditures for region
North America			Grantmaking	Student fee Scholarshi	4,800
South America			Grantmaking	Student fee Scholarshi	6,900
Sub-Saharan Africa			Grantmaking	Student fee Scholarshi	3,600

Form 990 Schedule F Part I - Activities Outside The United States

(a) Region	(b) Number of offices in the region	(c) Number of employees or agents in region	(d) Activities conducted in region (by type) (i e , fundraising, program services, grants to recipients located in the region)	(e) If activity listed in (d) is a program service, describe specific type of service (s) in region	(f) Total expenditures for region
Central America and the Caribbean			Grantmaking	Service Learning	15,250
East Asia and the Pacific			Grantmaking	Service Learning	38,100
Europe (Including Iceland and Greenland)			Grantmaking	Service Learning	11,500

**Form 990 Schedule F Part I - Activities Outside The United States**

(a) Region	(b) Number of offices in the region	(c) Number of employees or agents in region	(d) Activities conducted in region (by type) (i e , fundraising, program services, grants to recipients located in the region)	(e) If activity listed in (d) is a program service, describe specific type of service (s) in region	(f) Total expenditures for region
Middle East and North Africa			Grantmaking	Service Learning	15,000
Russia and the Newly Independent States			Grantmaking	Service Learning	7,350
South America			Grantmaking	Service Learning	11,100

Form 990 Schedule F Part I - Activities Outside The United States

(a) Region	(b) Number of offices in the region	(c) Number of employees or agents in region	(d) Activities conducted in region (by type) (i e , fundraising, program services, grants to recipients located in the region)	(e) If activity listed in (d) is a program service, describe specific type of service(s) in region	(f) Total expenditures for region
South Asia			Grantmaking	Service Learning	15,300
Sub-Saharan Africa			Grantmaking	Service Learning	74,400
Central America and the Caribbean			Grantmaking	Undergraduate research	12,550

Form 990 Schedule F Part I - Activities Outside The United States

(a) Region	(b) Number of offices in the region	(c) Number of employees or agents in region	(d) Activities conducted in region (by type) (i e , fundraising, program services, grants to recipients located in the region)	(e) If activity listed in (d) is a program service, describe specific type of service(s) in region	(f) Total expenditures for region
East Asia and the Pacific			Grantmaking	Undergraduate research	33,570
Europe (Including Iceland and Greenland)			Grantmaking	Undergraduate research	131,400
Middle East and North Africa			Grantmaking	Undergraduate research	8,500

Form 990 Schedule F Part I - Activities Outside The United States

(a) Region	(b) Number of offices in the region	(c) Number of employees or agents in region	(d) Activities conducted in region (by type) (i e , fundraising, program services, grants to recipients located in the region)	(e) If activity listed in (d) is a program service, describe specific type of service(s) in region	(f) Total expenditures for region
Russia and the Newly Independent States			Grantmaking	Undergraduate research	9,000
South America			Grantmaking	Undergraduate research	32,480
South Asia			Grantmaking	Undergraduate research	16,000

Form 990 Schedule F Part I - Activities Outside The United States

(a) Region	(b) Number of offices in the region	(c) Number of employees or agents in region	(d) Activities conducted in region (by type) (i e , fundraising, program services, grants to recipients located in the region)	(e) If activity listed in (d) is a program service, describe specific type of service(s) in region	(f) Total expenditures for region
Sub-Saharan Africa			Grantmaking	Undergraduate research	38,500
Sub-Saharan Africa			Grantmaking	Community & Int'l Serv	35,000
East Asia and the Pacific			Grantmaking	Community & Int'l Serv	42,000



Form 990 Schedule F Part I - Activities Outside The United States

(a) Region	(b) Number of offices in the region	(c) Number of employees or agents in region	(d) Activities conducted in region (by type) (i e , fundraising, program services, grants to recipients located in the region)	(e) If activity listed in (d) is a program service, describe specific type of service (s) in region	(f) Total expenditures for region
Europe (Including Iceland and Greenland)			Grantmaking	Community & Int'l Serv	35,000
Central America and the Caribbean			Grantmaking	Impact Abroad Travel S	22,750
East Asia and the Pacific			Grantmaking	Impact Abroad Travel S	15,500

Form 990 Schedule F Part I - Activities Outside The United States

(a) Region	(b) Number of offices in the region	(c) Number of employees or agents in region	(d) Activities conducted in region (by type) (i e , fundraising, program services, grants to recipients located in the region)	(e) If activity listed in (d) is a program service, describe specific type of service (s) in region	(f) Total expenditures for region
East Asia and the Pacific			Grantmaking	Student Aid	321,119
Central America and the Caribbean			Investments		7,948,570,064
East Asia and the Pacific			Investments		860,620,220

Form 990 Schedule F Part I - Activities Outside The United States

(a) Region	(b) Number of offices in the region	(c) Number of employees or agents in region	(d) Activities conducted in region (by type) (i e , fundraising, program services, grants to recipients located in the region)	(e) If activity listed in (d) is a program service, describe specific type of service (s) in region	(f) Total expenditures for region
Europe (Including Iceland and Greenland)			Investments		1,220,494,985
Middle East and North Africa			Investments		3,114,273
North America			Investments		339,550,920

Form 990 Schedule F Part I - Activities Outside The United States

(a) Region	(b) Number of offices in the region	(c) Number of employees or agents in region	(d) Activities conducted in region (by type) (i e , fundraising, program services, grants to recipients located in the region)	(e) If activity listed in (d) is a program service, describe specific type of service (s) in region	(f) Total expenditures for region
Russia and the Newly Independent States			Investments		-1,017,725
South America			Investments		18,809,169
South Asia			Investments		41,729,261

Form 990 Schedule F Part I - Activities Outside The United States

(a) Region	(b) Number of offices in the region	(c) Number of employees or agents in region	(d) Activities conducted in region (by type) (i e , fundraising, program services, grants to recipients located in the region)	(e) If activity listed in (d) is a program service, describe specific type of service (s) in region	(f) Total expenditures for region
Sub-Saharan Africa			Investments		203,465,874
Central America and the Caribbean			Investment	Management Expense	4,519,081
Europe (Including Iceland and Greenland)			Investment	Management Expense	326,851

Form 990 Schedule F Part I - Activities Outside The United States

(a) Region	(b) Number of offices in the region	(c) Number of employees or agents in region	(d) Activities conducted in region (by type) (i e , fundraising, program services, grants to recipients located in the region)	(e) If activity listed in (d) is a program service, describe specific type of service (s) in region	(f) Total expenditures for region
North America			Investment	Management Expense	1,125,394
Sub-Saharan Africa			Investment	Management Expense	824,463
Central America and the Caribbean			Investments	Foreign Travel	2,619

Form 990 Schedule F Part I - Activities Outside The United States

(a) Region	(b) Number of offices in the region	(c) Number of employees or agents in region	(d) Activities conducted in region (by type) (i e , fundraising, program services, grants to recipients located in the region)	(e) If activity listed in (d) is a program service, describe specific type of service (s) in region	(f) Total expenditures for region
East Asia and the Pacific			Investments	Foreign Travel	407,606
Europe (Including Iceland and Greenland)			Investments	Foreign Travel	188,779
North America			Investments	Foreign Travel	41,476

Form 990 Schedule F Part I - Activities Outside The United States

(a) Region	(b) Number of offices in the region	(c) Number of employees or agents in region	(d) Activities conducted in region (by type) (i e , fundraising, program services, grants to recipients located in the region)	(e) If activity listed in (d) is a program service, describe specific type of service (s) in region	(f) Total expenditures for region
South America			Investments	Foreign Travel	109,562
Sub-Saharan Africa			Investments	Foreign Travel	37,351
East Asia and the Pacific			Fundraising	Foreign Travel Fundr	188,466



Form 990 Schedule F Part I - Activities Outside The United States

(a) Region	(b) Number of offices in the region	(c) Number of employees or agents in region	(d) Activities conducted in region (by type) (i e , fundraising, program services, grants to recipients located in the region)	(e) If activity listed in (d) is a program service, describe specific type of service (s) in region	(f) Total expenditures for region
Europe (Including Iceland and Greenland)			Fundraising	Foreign Travel Fundr	113,748
Middle East and North Africa			Fundraising	Foreign Travel Fundr	1,309
North America			Fundraising	Foreign Travel Fundr	4,322

Form 990 Schedule F Part I - Activities Outside The United States

(a) Region	(b) Number of offices in the region	(c) Number of employees or agents in region	(d) Activities conducted in region (by type) (i e , fundraising, program services, grants to recipients located in the region)	(e) If activity listed in (d) is a program service, describe specific type of service (s) in region	(f) Total expenditures for region
South America			Fundraising	Foreign Travel Fundr	6,270
South Asia			Fundraising	Foreign Travel Fundr	1,583
East Asia and the Pacific			Fundraising	Fundraising Admin	1,323

Form 990 Schedule F Part I - Activities Outside The United States

(a) Region	(b) Number of offices in the region	(c) Number of employees or agents in region	(d) Activities conducted in region (by type) (i e , fundraising, program services, grants to recipients located in the region)	(e) If activity listed in (d) is a program service, describe specific type of service (s) in region	(f) Total expenditures for region
Europe (Including Iceland and Greenland)			Fundraising	Fundraising Admin	183,636

Form 990 Schedule F Part II - Grants or Entities Outside The United States

(a) Name of organization	(b) IRS code section and EIN(if applicable)	(c) Region	(d) Purpose of grant	(e) Amount of cash grant	(f) Manner of cash disbursement	(g) Amount of non-cash assistance	(h) Description of non-cash assistance	(i) Method of valuation (book, FMV, appraisal, other)
		East Asia and the Pacific	Research Sub-award	286,267	Check/wire			
		East Asia and the Pacific	Research Sub-award	10,005	Check/wire			
		East Asia and the Pacific	Research Sub-award	58,867	Check/wire			
		East Asia and the Pacific	Research Sub-award	58,828	Check/wire			

Form 990 Schedule F Part II - Grants or Entities Outside The United States

(a) Name of organization	(b) IRS code section and EIN(if applicable)	(c) Region	(d) Purpose of grant	(e) Amount of cash grant	(f) Manner of cash disbursement	(g) Amount of non-cash assistance	(h) Description of non-cash assistance	(i) Method of valuation (book, FMV, appraisal, other)
		East Asia and the Pacific	Research Sub-award	25,000	Check/wire			
		East Asia and the Pacific	Research Sub-award	5,489	Check/wire			
		East Asia and the Pacific	Research Sub-award	56,870	Check/wire			
		Europe (Including Iceland and Greenland)	Research Sub-award	60,960	Check/wire			

Form 990 Schedule F Part II - Grants or Entities Outside The United States

(a) Name of organization	(b) IRS code section and EIN(if applicable)	(c) Region	(d) Purpose of grant	(e) Amount of cash grant	(f) Manner of cash disbursement	(g) Amount of non-cash assistance	(h) Description of non-cash assistance	(i) Method of valuation (book, FMV, appraisal, other)
		Europe (Including Iceland and Greenland)	Research Sub-award	255,052	Check/wire			
		Europe (Including Iceland and Greenland)	Research Sub-award	186,759	Check/wire			
		Europe (Including Iceland and Greenland)	Research Sub-award	185,893	Check/wire			
		Europe (Including Iceland and Greenland)	Research Sub-award	43,275	Check/wire			

Form 990 Schedule F Part II - Grants or Entities Outside The United States

(a) Name of organization	(b) IRS code section and EIN(if applicable)	(c) Region	(d) Purpose of grant	(e) Amount of cash grant	(f) Manner of cash disbursement	(g) Amount of non-cash assistance	(h) Description of non-cash assistance	(i) Method of valuation (book, FMV, appraisal, other)
		Europe (Including Iceland and Greenland)	Research Sub-award	361,656	Check/wire			
		Europe (Including Iceland and Greenland)	Research Sub-award	2,090,023	Check/wire			
		Europe (Including Iceland and Greenland)	Research Sub-award	57,777	Check/wire			
		Europe (Including Iceland and Greenland)	Research Sub-award	28,936	Check/wire			

Form 990 Schedule F Part II - Grants or Entities Outside The United States

(a) Name of organization	(b) IRS code section and EIN(if applicable)	(c) Region	(d) Purpose of grant	(e) Amount of cash grant	(f) Manner of cash disbursement	(g) Amount of non-cash assistance	(h) Description of non-cash assistance	(i) Method of valuation (book, FMV, appraisal, other)
		Europe (Including Iceland and Greenland)	Research Sub-award	50,160	Check/wire			
		Europe (Including Iceland and Greenland)	Research Sub-award	149,723	Check/wire			
		Europe (Including Iceland and Greenland)	Research Sub-award	150,308	Check/wire			
		Europe (Including Iceland and Greenland)	Research Sub-award	107,151	Check/wire			



Form 990 Schedule F Part II - Grants or Entities Outside The United States

(a) Name of organization	(b) IRS code section and EIN(if applicable)	(c) Region	(d) Purpose of grant	(e) Amount of cash grant	(f) Manner of cash disbursement	(g) Amount of non-cash assistance	(h) Description of non-cash assistance	(i) Method of valuation (book, FMV, appraisal, other)
		Europe (Including Iceland and Greenland)	Research Sub-award	130,563	Check/wire			
		Europe (Including Iceland and Greenland)	Research Sub-award	71,678	Check/wire			
		Europe (Including Iceland and Greenland)	Research Sub-award	174,717	Check/wire			
		Middle East and North Africa	Research Sub-award	14,950	Check/wire			

Form 990 Schedule F Part II - Grants or Entities Outside The United States

(a) Name of organization	(b) IRS code section and EIN(if applicable)	(c) Region	(d) Purpose of grant	(e) Amount of cash grant	(f) Manner of cash disbursement	(g) Amount of non-cash assistance	(h) Description of non-cash assistance	(i) Method of valuation (book, FMV, appraisal, other)
		Middle East and North Africa	Research Sub-award	40,221	Check/wire			
		Middle East and North Africa	Research Sub-award	54,727	Check/wire			
		North America	Research Sub-award	315,209	Check/wire			
		North America	Research Sub-award	13,401	Check/wire			

Form 990 Schedule F Part II - Grants or Entities Outside The United States

(a) Name of organization	(b) IRS code section and EIN(if applicable)	(c) Region	(d) Purpose of grant	(e) Amount of cash grant	(f) Manner of cash disbursement	(g) Amount of non-cash assistance	(h) Description of non-cash assistance	(i) Method of valuation (book, FMV, appraisal, other)
		North America	Research Sub-award	84,687	Check/wire			
		North America	Research Sub-award	306,469	Check/wire			
		North America	Research Sub-award	65,844	Check/wire			
		North America	Research Sub-award	212,307	Check/wire			

Form 990 Schedule F Part II - Grants or Entities Outside The United States

(a) Name of organization	(b) IRS code section and EIN(if applicable)	(c) Region	(d) Purpose of grant	(e) Amount of cash grant	(f) Manner of cash disbursement	(g) Amount of non-cash assistance	(h) Description of non-cash assistance	(i) Method of valuation (book, FMV, appraisal, other)
		South Asia	Research Sub-award	394,662	Check/wire			
		South Asia	Research Sub-award	184,138	Check/wire			
		South Asia	Research Sub-award	43,170	Check/wire			
		Sub-Saharan Africa	Research Sub-award	153,322	Check/wire			

Form 990 Schedule F Part II - Grants or Entities Outside The United States

(a) Name of organization	(b) IRS code section and EIN(if applicable)	(c) Region	(d) Purpose of grant	(e) Amount of cash grant	(f) Manner of cash disbursement	(g) Amount of non-cash assistance	(h) Description of non-cash assistance	(i) Method of valuation (book, FMV, appraisal, other)
		Sub-Saharan Africa	Research Sub-award	15,650	Check/wire			
		Sub-Saharan Africa	Research Sub-award	149,073	Check/wire			

Form 990 Schedule F Part III - Grants and Assistance to Individuals Outside The U S

(a) Type of grant or assistance	(b) Region	(c)Number of recipients	(d) Amount of cash grant	(e) Manner of cash disbursement	(f) Amount of non-cash assistance	(g) Description of non-cash assistance	(h) Method of valuation (book, FMV, appraisal, other)
Stipend	Europe (Including Iceland and Greenland)	48	112,728	check/eft			
Stipend	East Asia and the Pacific	9	664,000	check/eft			
Student fee Scholarship	Central America and the Caribbean	6	2,700	check/eft			
Student fee Scholarship	East Asia and the Pacific	14	6,300	check/eft			
Student fee Scholarship	Europe (Including Iceland and Greenland)	13	5,700	check/eft			
Student fee Scholarship	Middle East and North Africa	11	5,700	check/eft			
Student fee Scholarship	North America	6	4,800	check/eft			
Student fee Scholarship	South America	12	6,900	check/eft			
Student fee Scholarship	Sub-Saharan Africa	10	3,600	check/eft			
Service Learning Fellowships	Central America and the Caribbean	3	15,250	eft			

Form 990 Schedule F Part III - Grants and Assistance to Individuals Outside The U S

(a) Type of grant or assistance	(b) Region	(c)Number of recipients	(d) Amount of cash grant	(e) Manner of cash disbursement	(f) Amount of non-cash assistance	(g) Description of non-cash assistance	(h) Method of valuation (book, FMV, appraisal, other)
Service Learning Fellowships	East Asia and the Pacific	6	38,100	eft			
Service Learning Fellowships	Europe (Including Iceland and Greenland)	2	11,500	EFT			
Service Learning Fellowships	Middle East and North Africa	3	15,000	EFT			
Service Learning Fellowships	Russia and the Newly Independent States	1	7,350	EFT			
Service Learning Fellowships	South America	2	11,100	EFT			
Service Learning Fellowships	South Asia	3	15,300	EFT			
Service Learning Fellowships	Sub-Saharan Africa	14	74,400	EFT			
Research Grants - Undergraduate	Central America and the Caribbean	6	12,550	EFT			
Research Grants - Undergraduate	East Asia and the Pacific	9	33,570	eft			
Research Grants - Undergraduate	Europe (Including Iceland and Greenland)	26	131,400	EFT			

Form 990 Schedule F Part III - Grants and Assistance to Individuals Outside The U S

(a) Type of grant or assistance	(b) Region	(c)Number of recipients	(d) Amount of cash grant	(e) Manner of cash disbursement	(f) Amount of non-cash assistance	(g) Description of non-cash assistance	(h) Method of valuation (book, FMV, appraisal, other)
Research Grants - Undergraduate	Middle East and North Africa	2	8,500	EFT			
Research Grants - Undergraduate	Russia and the Newly Independent States	2	9,000	EFT			
Research Grants - Undergraduate	South America	10	32,480	EFT			
Research Grants - Undergraduate	South Asia	4	16,000	EFT			
Research Grants - Undergraduate	Sub-Saharan Africa	10	38,500	EFT			
Community & Int'l Service Fellowships	Sub-Saharan Africa	1	35,000	check/EFT			
Community & Int'l Service Fellowships	East Asia and the Pacific	2	42,000	check/EFT			
Community & Int'l Service Fellowships	Europe (Including Iceland and Greenland)	1	35,000	check/EFT			
Impact Abroad Travel Stipend	Central America and the Caribbean	12	22,750	check/EFT			
Impact Abroad Travel Stipend	East Asia and the Pacific	8	15,500	check/EFT			



Form 990 Schedule F Part III - Grants and Assistance to Individuals Outside The U S

(a) Type of grant or assistance	(b) Region	(c)Number of recipients	(d) Amount of cash grant	(e) Manner of cash disbursement	(f) Amount of non-cash assistance	(g) Description of non-cash assistance	(h) Method of valuation (book, FMV , appraisal, other)
Student Aid	East Asia and the Pacific	40	321,119	EFT			
Loan Forgiveness	East Asia and the Pacific	1	9,500	check			
Loan Forgiveness	South Asia	2	10,991	check			

Form 990 Schedule F - Supplemental Information

Identifier	ReturnReference	Explanation
PART I GENERAL INFORMATION ON ACTIVITIES OUTSIDE OF THE US	PART I, COLUMN A	PART I, LINE 2 DESCRIBE IN THE ORGANIZATION'S PROCEDURES FOR MONITORING THE USE OF GRANT FUNDS OUTSIDE OF THE UNITED STATES STANFORD UNIVERSITY IS NOT A "GRANTMAKER" PER SE IN TH AT ITS FUNDAMENTAL MISSION, AND PURPOSE FOR TAX-EXEMPTION, RELATES TO TEACHING, RESEARCH A ND PATIENT CARE ACTIVITIES' HOWEVER, IN THE COURSE OF THESE MISSION-BASED ACTIVITIES, THE UNIVERSITY DOES MAKE PAYMENTS THAT MEET THE CRITERIA FOR 'GRANTMAKING' AS DEFINED BY THE I NSTRUCTIONS TO IRS 990 SCHEDULE F PROCEDURES FOR MONITORING USE OF GRANT FUNDS OUTSIDE OF THE U S ARE PRINCIPALLY GOVERNED BY THE PURPOSE FOR WHICH THE FUNDS WERE GRANTED FINANC IAL AID SCHOLARSHIPS, STIPENDS AND FELLOWSHIPS FOR MOST U S INSTITUTIONS OF HIGHER EDUCA TION, PROVISION OF FINANCIAL AID TO STUDENTS IS AN IMPORTANT ACTIVITY ENABLING QUALIFIED S TUDENTS TO OBTAIN A COLLEGE EDUCATION AT THE UNDERGRADUATE, GRADUATE OR POSTDOCTORAL LEVEL STANFORD IS COMMITTED TO A "NEED-BLIND" ADMISSION POLICY FOR U S CITIZENS AND PERMANENT RESIDENTS, IT ADMITS QUALIFIED STUDENTS WITHOUT REGARD TO THEIR ABILITY TO PAY, AND PROVI DES A COMPREHENSIVE FINANCIAL AID PROGRAM FOR ALL ADMITTED STUDENTS WHO HAVE UNIVERSITY-CO MPUTED NEED, AND WHO MEET STATED FINANCIAL AID ELIGIBILITY REQUIREMENTS FOR THE FISCAL YE AR, ENDED AUGUST 31, 2013, 84% (5,862) OF UNDERGRADUATE AND 83% (7,376) OF GRADUATE STUDEN TS RECEIVED SOME FORM OF FINANCIAL AID, WITH A TOTAL OF \$368,969,747 OF FINANCIAL AID DISB URSED TO ALL STANFORD STUDENTS APPROXIMATELY 66% OF THIS AID TOOK THE FORM OF TRANSFERS F ROM INTERNAL UNIVERSITY FUNDS TO OFFSET TUITION AND OTHER UNIVERSITY CHARGES THAT WOULD OT HERWISE HAVE BEEN RECEIVED BY THE UNIVERSITY THE BALANCE OF \$127,458,018 REPRESENTS DISBU RSEMENTS, PRIMARILY TO GRADUATE STUDENTS, FOR STIPENDS, FELLOWSHIPS AND OTHER STUDENT AID, IN SUPPORT OF ACADEMIC EFFORT FOR THE VAST MAJORITY OF ENROLLED STUDENTS, THESE AMOUNTS ARE PAID BY DIRECT DEPOSIT TO STUDENT BANK ACCOUNTS IN THE UNITED STATES AT THE TIME OF C ONSTRUCTIVE RECEIPT OF THESE FUNDS IN THE U S , IT IS POSSIBLE THAT STUDENTS (PARTICULARLY DOCTORAL STUDENTS) MIGHT BE TRAVELING, OR "LIVING", OUTSIDE OF THE U S DURING THE COURSE OF THEIR ACADEMIC WORK, OR EVEN FOR PERSONAL PURPOSES STANFORD REQUIRES THAT STUDENTS WH O ARE RECEIVING FINANCIAL AID MAINTAIN THEIR REGISTRATION STATUS, AND BE ENROLLED FOR ACAD EMIC CREDIT IN UNIVERSITY-APPROVED PROGRAMS THE UNIVERSITY DOES NOT BROADLY CONSIDER FINA NCIAL AID DISBURSEMENTS IN THE UNITED STATES TO ENROLLED STUDENTS AS "GRANTS TO FOREIGN IN DIVIDUALS" AND THEREFORE, DOES NOT TRACK PAYMENTS IN THAT MANNER ACCORDINGLY, THOSE GRANT S PAID OUTSIDE OF THE UNITED STATES, OR GRANTS FOR USE OUTSIDE THE UNITED STATES FOR PROGR AMS WHICH HAVE A READILY IDENTIFIABLE FOREIGN COMPONENT THAT IS SEPARATELY TRACKED ARE REP ORTED ON SCHEDULE F THE FOLLOWING CATEGORIES OF AID ARE PAID DIRECTLY TO STUDENTS OR SCHO LARS OUTSIDE OF THE UNITED STATES, OR FOR INTENDED USE OUTSIDE THE U S , AND ARE REPORTED ON SCHEDULE F, PART III 1 RE

Form 990 Schedule F - Supplemental Information

Identifier	ReturnReference	Explanation
PART I GENERAL INFORMATION ON ACTIVITIES OUTSIDE OF THE US	PART I, COLUMN A	SEARCH GRANTS THE UNIVERSITY FUNDS A SUMMER INDEPENDENT RESEARCH GRANT PROGRAM AVAILABLE ON A COMPETITIVE BASIS TO UNDERGRADUATES AS WITH MOST FINANCIAL AID, THESE GRANTS ARE DISBURSED IN THE UNITED STATES TO ENROLLED STUDENTS OPPORTUNITIES TO FORMALLY PRESENT RESULTING ACADEMIC RESEARCH FINDINGS ARE PROVIDED, WHICH CONTRIBUTES TO THE ASSURANCE THAT MONIES ARE USED FOR THE INTENDED PURPOSE THOSE AWARDS WHERE THE INTENDED USE OF THE RESEARCH GRANT IS OUTSIDE OF THE U S , ARE REPORTED IN PART III 2 SERVICE LEARNING FELLOWSHIPS STANFORD'S HAAS CENTER FOR PUBLIC SERVICE MANAGES A PROGRAM TO ENGAGE STANFORD STUDENTS IN SERVICE LEARNING OPPORTUNITIES THESE PLACEMENTS ARE CLOSELY MONITORED BY PROGRAM OFFICERS PRIOR TO AND AFTER THEY OCCUR, TO ASSURE MAXIMUM BENEFIT OF THE LEARNING EXPERIENCE FELLOWSHIPS PLACEMENTS OUTSIDE OF THE U S FOR WHICH STUDENTS RECEIVED SUPPORT ARE REPORTED IN PART III 3 SCHOLARSHIPS STANFORD MANAGES A CONSORTIUM LANGUAGE PROGRAM LOCATED IN THE EAST ASIA/PACIFIC REGION ON BEHALF OF SEVERAL U S UNIVERSITIES SCHOLARSHIPS TO ATTEND THOSE PROGRAM ARE AWARDED BY THE CONSORTIUM, AND ARE DISBURSED FROM STANFORD DIRECTLY TO THE IN-COUNTRY CONSORTIUM PROGRAM OFFICE THESE AMOUNTS ARE REPORTED IN PART III 4 OVERSEAS STUDIES PROGRAM-INTERNSHIP STIPENDS AS PART OF ITS UNDERGRADUATE OVERSEAS STUDY PROGRAM, THE UNIVERSITY IS ABLE TO PLACE ELIGIBLE STANFORD STUDENTS IN LOCAL INTERNSHIPS FOR 3-6 MONTHS STUDENTS ARE PAID A STIPEND TO COVER THEIR HOUSING, FOOD AND LIVING EXPENSES UNIVERSITY PROGRAM MANAGERS IN THESE COUNTRIES WORK WITH RECIPIENT ORGANIZATIONS TO MONITOR STUDENT PERFORMANCE AND PROVIDE FEEDBACK THESE AMOUNTS ARE REPORTED IN PART III AS GRANTS TO INDIVIDUALS, LIVING OUTSIDE OF THE U S THE IN-COUNTRY EXPENDITURES RELATING TO EACH OF THE OVERSEAS STUDIES CENTERS ARE REPORTED IN PART I, LINE 3 AS A PROGRAM ACTIVITY A VERY SMALL PROPORTION OF THOSE EXPENSES ARE REPRESENTED BY CASH PAYMENTS TO STUDENTS FOR PER DIEM MEAL ALLOWANCES THESE HAVE BEEN INCLUDED AS PROGRAM ACTIVITY EXPENSES, NOT AS GRANTS TO INDIVIDUALS 5 LOAN FORGIVENESS THE AMOUNT REPORTED IN PART III REPRESENTS A PAYMENT MADE UNDER STANFORD'S GRADUATE SCHOOL OF BUSINESS (GSB) INTERNATIONAL OR NON-PROFIT LOAN FORGIVENESS PROGRAMS THESE PROGRAMS ARE PART OF THE GSB'S BROADER GOAL TO HAVE GREATER INTERNATIONAL IMPACT AND TO INCREASE ACCESS TO GLOBAL OPPORTUNITIES ELIGIBILITY FOR BOTH PROGRAMS IS MONITORED BY THE GSB FINANCIAL AID OFFICE, AND SINCE THE PROGRAMS ARE GIFT-FUNDED, THE UNIVERSITY IS REQUIRED TO DEMONSTRATE THAT IT HAS USED THE FUNDS IN ACCORDANCE WITH DONOR RESTRICTIONS SUB-AWARDS ARE PAYMENTS TO THIRD PARTY RECIPIENTS FOR PERFORMING A PORTION OF A STANFORD RESEARCH PROGRAM, MOST OFTEN A SPONSORED-RESEARCH PROJECT MANY SUB-AWARDS ARE AGREEMENTS FOR CONTRACTUALLY DEFINED DELIVERABLES, USUALLY REQUIRING HIGHLY SPECIFIC EXPERTISE AS SUCH THEY COULD BE DESCRIBED AS RESEARCH CONTRACTS HOWEVER, CERTAIN SUB-AWARDS MIGHT ALSO BE CATEGORIZED AS

Form 990 Schedule F - Supplemental Information

Identifier	ReturnReference	Explanation
PART I GENERAL INFORMATION ON ACTIVITIES OUTSIDE OF THE US	PART I, COLUMN A	S GRANTS, DEPENDING ON THE NATURE OF THE ORIGINATING PRIME FUNDING SOURCE, SINCE THE TERMS AND CONDITIONS OF THE ORIGINATING FUNDING SOURCE GENERALLY FLOW THROUGH TO THE SUB-AWARD ACCORDINGLY, GRANT-FUNDED SUB-AWARDS ARE REPORTED IN PART II CONTRACT-FUNDED SUB-AWARDS TO FOREIGN RECIPIENTS ARE REPORTED IN PART I, LINE 3 AS RESEARCH PROGRAM ACTIVITIES THE P ROCEDURES FOR MONITORING BOTH TYPES OF SUB-AWARDS ARE ESSENTIALLY IDENTICAL AN INITIAL RI SK ASSESSMENT OF THE RECIPIENT IS CONDUCTED PRIOR TO THE GRANTING OF THE SUB-AWARD THIS, TOGETHER WITH AN AUDIT/FINANCIALS REVIEW, PROVIDES INSIGHT ON WHETHER IT IS APPROPRIATE AN D REASONABLE TO ENTER INTO THE SUB-AWARD, OR WHETHER ADDITIONAL TERMS MUST BE ADDED TO THE SUB-AWARD AGREEMENT FOR GREATER ASSURANCE OF ITS SAFE-HANDLING IN ACCORDANCE WITH U S O MB CIRCULAR A-133 REQUIREMENTS, THE SUB-RECIPIENT IS REQUIRED TO ANNUALLY COMPLETE A QUEST IONNAIRE DESIGNED TO ASSESS CERTAIN ASPECTS OF THE ENTITY'S INTERNAL CONTROLS AND FINANCIA L STATUS THIS INFORMATION IS COLLECTED AND REVIEWED BY SPONSORED RESEARCH SPECIALISTS IN VOICES SUBMITTED BY THE SUB-RECIPIENT TO THE UNIVERSITY ARE REVIEWED TO ENSURE THAT CHARGE D EXPENSES MEET BOTH INTERNAL ACCOUNTING POLICIES, AS WELL AS STANDARDS ESTABLISHED BY U S OMB CIRCULAR A-21 AWARDS ARE MONITORED ON AN ONGOING BASIS BY MEETING, REPORT OR COMMUN ICATION, BY BOTH THE AWARD PRINCIPAL INVESTIGATOR AND THE UNIVERSITY'S SUB-RECIPIENT MONIT ORING OFFICER TO ENSURE THAT PROGRESS IS BEING MADE AS AGREED

Form 990 Schedule F - Supplemental Information

Identifier	ReturnReference	Explanation
PART I, LINE 3 ENTER THE DETAILS FOR EACH TYPE OF ACTIVITY CONDUCTED		AT ANY TIME DURING THE TAX YEAR IN EACH REGION DESCRIBE THE METHOD USED TO ACCOUNT FOR EX PENDITURES ON PART I, COLUMN (F), LINE 3 AS A LEADING RESEARCH INSTITUTION, STANFORD UNIV ERSITY CONDUCTS ACTIVITIES ALL OVER THE WORLD IN PURSUIT OF ITS ACADEMIC MISSION OF INSTRU CTION, RESEARCH AND PATIENT CARE ITS STUDENT, FACULTY AND ALUMNI COMMUNITIES ARE SIMILARL Y INTERNATIONAL IN CHARACTER, AND SEEK TO COLLABORATE IN AN INTERDEPENDENT WORLD TO UNDERS TAND AND SOLVE GLOBAL CHALLENGES IN ACCORDANCE WITH THE FORM 990 INSTRUCTIONS, THE UNIVER SITY HAS REPORTED ON SCHEDULE F EXPENDITURES RELATING TO FOREIGN ACTIVITIES WHICH ARE SEPA RATELY TRACKED IN THE ACCOUNTING SYSTEM ALL UNIVERSITY EXPENDITURES ARE TRACKED AND REPORT ED IN THE ACCOUNTING SYSTEM, HOWEVER, THERE HAS PREVIOUSLY BEEN NO BUSINESS PURPOSE TO WA Rrant THE CATEGORIZATION OF EXPENDITURES GEOGRAPHICALLY SYSTEMS ARE CURRENTLY BEING UPGRA DED TO FACILITATE CAPTURE OF RELATED GEOGRAPHIC INFORMATION GRANTMAKING GRANTS REPORTED ON SCHEDULE F ARE SEPARATELY TRACKED IN THE ACCOUNTING SYSTEM, CATEGORIZED FOR FINANCIAL S TATEMENT PURPOSES BY ACTIVITY AND EXPENDITURE TYPE IT IS CURRENTLY NOT POSSIBLE TO EXHAUS TIVELY REPORT ALL GRANTS WHERE THE INTENDED PURPOSE IS FOR USE OUTSIDE THE U S BECAUSE TH E PURPOSE OF THE INDIVIDUAL AWARDS IS NOT TRACKED IN THE ACCOUNTING SYSTEM PROGRAM SERVIC ES PROGRAM SERVICES INCLUDE ACTIVITIES RELATING TO THE CORE INSTITUTIONAL MISSION OF TEAC HING, RESEARCH AND PATIENT CARE FOR FINANCIAL STATEMENT PURPOSES, EXPENDITURES ARE REPORT ED IN ACCORDANCE WITH GENERALLY ACCEPTED ACCOUNTING PRINCIPLES THE STATEMENT OF ACTIVITIE S REPORTS BY COST OBJECT (SALARIES & BENEFITS, DEPRECIATION AND OTHER OPERATING EXPENSES), WITH ADDITIONAL DISCLOSURE AS TO FUNCTIONAL BASIS OF EXPENDITURES STUDY ABROAD INCLUDES EXPENSES DIRECTLY INCURRED IN REGIONS, AND, CONSISTENT WITH FINANCIAL STATEMENT TREATMENT , WHERE SALARIES ARE INCURRED, A COST ALLOCATION FOR FRINGE BENEFITS IS ALSO REPORTED EDU CATION-EXECUTIVE AND PROFESSIONAL DEVELOPMENT STANFORD'S GRADUATE SCHOOLS OFFER EXECUTIVE EDUCATION PROGRAMS TO FACILITATE LIFE-LONG PROFESSIONAL LEARNING, AND DISSEMINATION OF CU RRENT RESEARCH FINDINGS EDUCATION-TRAVEL/STUDY PROGRAM INCLUDES EXPENSES DIRECTLY INCURR ED IN REGIONS FOR ALUMNI ASSOCIATION-SPONSORED TRAVEL STUDY TRIPS AND GRADUATE SCHOOL OF B USINESS GLOBAL STUDY TRIPS RESEARCH INCLUDES DIRECT COSTS INCURRED FOR FACULTY RESEARCH PROJECTS IN A SPECIFIC REGION, INCLUDING PAYMENTS FOR PROFESSIONAL SERVICES ENGAGED TO FUR THER THE RESEARCH PURPOSE RESEARCH SUB- AWARDS REPRESENT PAYMENT TO FOREIGN SUB-RECIPIENT S FOR CONTRACT-FUNDED SUB-AWARDS THAT RETAIN THEIR PRIME-SPONSOR TERMS AND CONDITIONS AS C ONTRACTS INTERDISCIPLINARY CENTER REPRESENT EXPENSES INCURRED FOR THE OPERATION, SUPPORT , MAINTENANCE, AND MANAGEMENT OF A FACILITY IN THE EAST ASIA/PACIFIC REGION TO HOUSE STANF ORD FACULTY, STAFF AND STUDENTS ENGAGED IN ACADEMIC ACTIVITIES IN THAT REGION FOREIGN TRA VEL IS CATEGORIZED SEPARATELY

Form 990 Schedule F - Supplemental Information

Identifier	ReturnReference	Explanation
PART I, LINE 3 ENTER THE DETAILS FOR EACH TYPE OF ACTIVITY CONDUCTED		IN THE ACCOUNTING SYSTEM TO MEET COST PRINCIPLES OF OMB A21 FUNDRAISING INCLUDE THOSE E XPENSES DIRECTLY INCURRED IN THE REGION FOR FUNDRAISING ACTIVITIES INVESTMENTS IN THE IN TERESTS OF PRUDENT STEWARDSHIP OF ITS ENDOWMENT FUNDS, THE UNIVERSITY SEEKS TO MAINTAIN A DIVERSIFIED INVESTMENT PORTFOLIO OF ACTIVELY MANAGED FINANCIAL AND REAL ESTATE ASSETS LOCA TED THROUGHOUT THE WORLD DIVERSIFICATION AIMS TO ENSURE THAT THE ENDOWMENT GENERATES RETU RNS THAT BOTH MEETS CURRENT OPERATING INCOME NEEDS AND PROVIDES FOR SUPPORT OF FUTURE STUD ENTS AND PROGRAMS THE PORTFOLIO IS CONSTRUCTED ON A FOUNDATION OF MODERN PORTFOLIO THEORY AND STRATEGIC ALLOCATION, SEEKING TO OPTIMIZE LONG-TERM RETURNS, CREATE CONSISTENT ANNUAL PAYOUTS TO THE UNIVERSITY'S OPERATING BUDGET AND PRESERVE PURCHASING POWER FOR FUTURE GEN ERATIONS OF STANFORD FACULTY AND STUDENTS THE STANFORD MANAGEMENT COMPANY, A DIVISION OF THE UNIVERSITY, ACTIVELY MANAGES THE ENDOWMENT, ACCESSING MANY OF THE BEST THIRD-PARTY MAN AGERS WORLDWIDE TO DEPLOY ITS CAPITAL THE GEOGRAPHIC ALLOCATION OF THE UNIVERSITY'S INVES TMENTS, AS SHOWN IN SCHEDULE F, IS A RESULT OF THESE FACTORS THE UNIVERSITY REPORTS IN PA RT I ITS REGIONAL NET BOOK VALUE INVESTMENT AMOUNTS, CONSISTENT WITH THE IRS 2012 INSTRUCT IONS FOR SCHEDULE F ALSO REPORTED IN PART I ARE THE FOREIGN TRAVEL EXPENSES DIRECTLY RELA TED TO THE REQUISITE DUE DILIGENCE AND MANAGEMENT OF THE ENDOWMENT PORTFOLIO, AS WELL AS D IRECT COMPENSATION TO THIRD-PARTY MANAGERS DESCRIBE THE METHOD USED TO ACCOUNT FOR CASH G RANTS AND NON CASH ASSISTANCE ON PART II SUB AWARDS ARE SEPARATELY TRACKED IN THE ACCOUNTI NG SYSTEM WITH THE IDENTIFICATION OF THE FUNDING SOURCE OF THE SUB AWARD (I E GRANT VS C ONTRACT) SEPARATELY TRACKED IN THE UNIVERSITY'S SPONSORED RESEARCH SYSTEM INCLUDED IN PART II ARE DIRECT GRANTS AND OTHER ASSISTANCE TO ORGANIZATIONS OUTSIDE THE UNITED STATES TH E UNIVERSITY DOES NOT TRACK WHETHER GRANTS TO ORGANIZATIONS WITHIN THE UNITED STATES ARE M ADE FOR THE PURPOSE OF PROVIDING GRANTS TO FOREIGN ORGANIZATIONS SUB-AWARDS ARE SUBJECT T O THE MONITORING PROCEDURES DISCUSSED IN PART V WITH RESPECT TO PART I, LINE 2 REGARDLESS OF WHETHER THE RECIPIENT WILL FURTHER SUB-AWARD FUNDS IN ORDER TO ACCOMPLISH THE PURPOSES OF THE AWARD DESCRIBE THE METHOD USED TO ACCOUNT FOR CASH GRANTS AND NON CASH ASSISTANCE ON PART III PAYMENTS TO INDIVIDUALS OUTSIDE OF THE UNITED STATES ARE TRACKED IN THE PAYABL ES SUB-LEDGER OF THE ACCOUNTING SYSTEM GRANT DISBURSEMENTS TO STUDENTS AND FACULTY ARE TR ACKED AT A SUMMARY LEVEL IN THE ACCOUNTING SYSTEM THE AWARDED OF INDIVIDUAL GRANT FUNDS IS A DECENTRALIZED ACADEMIC PROGRAM LEVEL RESPONSIBILITY HOWEVER, THE GEOGRAPHIC LOCATION OF THE INTENDED USE OF THE FUNDS IS NOT CURRENTLY SYSTEMATICALLY TRACKED, AND THEREFORE C ANNOT READILY BE IDENTIFIED OUTSIDE OF LARGE UNDERGRADUATE PROGRAMS WHICH MAKE SUCH AWARDS CONSEQUENTLY, THE NUMBER OF RECIPIENTS REPORTED IN PART III REFLECT ACTUAL RECIPIENTS OF THOSE PROGRAMS, OR OTHER SELF

Form 990 Schedule F - Supplemental Information

Identifier	ReturnReference	Explanation
PART I, LINE 3 ENTER THE DETAILS FOR EACH TYPE OF ACTIVITY CONDUCTED		-IDENTIFIED STUDENT RECIPIENTS, OR OTHER SELF-IDENTIFIED STUDENT RECIPIENTS

SCHEDULE G  
(Form 990 or 990-EZ)

Department of the Treasury  
Internal Revenue Service

Supplemental Information Regarding  
Fundraising or Gaming Activities

Complete if the organization answered "Yes" to Form 990, Part IV, lines 17, 18, or 19, or if the organization entered more than \$15,000 on Form 990-EZ, line 6a. Form 990-EZ filers are not required to complete this part.  
▶ Attach to Form 990 or Form 990-EZ. ▶ See separate instructions.

OMB No 1545-0047

2012

Open to Public Inspection

Name of the organization  
STANFORD UNIVERSITY BOARD OF TRUSTEES  
OF THE LELAND STANFORD JUNIOR UNIVERSITY

Employer identification number  
94-1156365

Part I Fundraising Activities. Complete if the organization answered "Yes" to Form 990, Part IV, line 17.

1

Indicate whether the organization raised funds through any of the following activities. Check all that apply.

a

☒ Mail solicitations

e

☒ Solicitation of non-government grants

b

☒ Internet and email solicitations

f

☒ Solicitation of government grants

c

☒ Phone solicitations

g

☒ Special fundraising events

d

☒ In-person solicitations

2a

Did the organization have a written or oral agreement with any individual (including officers, directors, trustees or key employees listed in Form 990, Part VII) or entity in connection with professional fundraising services?

☒ Yes ☐ No

b

If "Yes," list the ten highest paid individuals or entities (fundraisers) pursuant to agreements under which the fundraiser is to be compensated at least \$5,000 by the organization.

(i) Name and address of individual or entity (fundraiser)	(ii) Activity	(iii) Did fundraiser have custody or control of contributions?		(iv) Gross receipts from activity	(v) Amount paid to (or retained by) fundraiser listed in col (i)	(vi) Amount paid to (or retained by) organization
		Yes	No			
MICHELE WACHS 1017 EL CAMINO REAL 392  REDWOOD CITY, CA 94063	FUNDRAISING SERVICES		No	681,500	47,500	634,000
RUFFALOCODY 65 KIRKWOOD NORTH ROAD SW  CEDAR RAPIDS, IA 52404	STDNT PHONE APPEAL		No	1,495,000	589,700	905,300
NIKKI NOBLE 990 CAROLINA STREET  SAN FRANCISCO, CA 94107	PHILOSOPHY TALK WORK		No	13,692	8,750	4,942
Total . . . . . ▶				2,190,192	645,950	1,544,242

3

List all states in which the organization is registered or licensed to solicit funds or has been notified it is exempt from registration or licensing.



Part II Fundraising Events. Complete if the organization answered "Yes" to Form 990, Part IV, line 18, or reported more than \$15,000 of fundraising event contributions and gross income on Form 990-EZ, lines 1 and 6b. List events with gross receipts greater than \$5,000.

Revenue			(a) Event #1	(b) Event #2	(c) Other events	(d) Total events	
			<u>UNDER ONE LUNCH</u>	<u>RODIN MOONLIGHT</u>	<u>6</u>	(add col (a) through	
			(event type)	(event type)	(total number)	col (c))	
1	Gross receipts	. . .	936,292	427,226	157,576	1,521,094	
2	Less Contributions	. .	914,104			914,104	
3	Gross income (line 1 minus line 2)	. . .	22,188	427,226	157,576	606,990	
Direct Expenses	4	Cash prizes	. . .				
	5	Noncash prizes	. .				
	6	Rent/facility costs	. .	12,984	12,884	25,868	
	7	Food and beverages	.				
	8	Entertainment	. . .				
	9	Other direct expenses	.	150,042	110,748	255,654	516,444
	10	Direct expense summary Add lines 4 through 9 in column (d) . . . . . ▶					(542,312)
	11	Net income summary Combine line 3, column (d), and line 10 . . . . . ▶					64,678

Part III Gaming. Complete if the organization answered "Yes" to Form 990, Part IV, line 19, or reported more than \$15,000 on Form 990-EZ, line 6a.

Revenue		(a) Bingo	(b) Pull tabs/Instant bingo/progressive bingo	(c) Other gaming	(d) Total gaming (add col (a) through col (c))
	1 Gross revenue . . . . .				
Direct Expenses	2 Cash prizes . . . . .				
	3 Non-cash prizes . . . . .				
	4 Rent/facility costs . . . . .				
	5 Other direct expenses . . . . .				
	6 Volunteer labor . . . . .	<div><input type="checkbox"/> Yes..... <input type="checkbox"/> No</div>	<div><input type="checkbox"/> Yes..... <input type="checkbox"/> No</div>	<div><input type="checkbox"/> Yes..... <input type="checkbox"/> No</div>	
	7 Direct expense summary Add lines 2 through 5 in column (d) . . . . . ▶				
	8 Net gaming income summary Combine lines 1 and 7 in column (d) . . . . . ▶				

9 Enter the state(s) in which the organization operates gaming activities \_\_\_\_\_

a Is the organization licensed to operate gaming activities in each of these states? . . . . . ☐ Yes ☐ No

b If "No," explain \_\_\_\_\_  
\_\_\_\_\_  
\_\_\_\_\_

10a Were any of the organization's gaming licenses revoked, suspended or terminated during the tax year? . . . . . ☐ Yes ☐ No

b If "Yes," explain \_\_\_\_\_  
\_\_\_\_\_  
\_\_\_\_\_

Does the organization operate gaming activities with nonmembers? ☐ Yes ☐ No

12 Is the organization a grantor, beneficiary or trustee of a trust or a member of a partnership or other entity formed to administer charitable gaming? ☐ Yes ☐ No

13 Indicate the percentage of gaming activity operated in



a The organization's facility	13a	
b An outside facility	13b	

14 Enter the name and address of the person who prepares the organization's gaming/special events books and records

Name  .....

Address  .....

15a Does the organization have a contract with a third party from whom the organization receives gaming revenue? ☐ Yes ☐ No

b If "Yes," enter the amount of gaming revenue received by the organization  \$ \_\_\_\_\_ and the amount of gaming revenue retained by the third party  \$ \_\_\_\_\_


c If "Yes," enter name and address of the third party

Name  .....

Address  .....

16 Gaming manager information

Name  .....


Gaming manager compensation  \$ .....

Description of services provided  .....

☐ Director/officer ☐ Employee ☐ Independent contractor

17 Mandatory distributions

a Is the organization required under state law to make charitable distributions from the gaming proceeds to retain the state gaming license? ☐ Yes ☐ No

b Enter the amount of distributions required under state law distributed to other exempt organizations or spent in the organization's own exempt activities during the tax year  \$ \_\_\_\_\_

**Part IV Supplemental Information.** Complete this part to provide the explanations required by Part I, line 2b, columns (iii) and (v), and Part III, lines 9, 9b, 10b, 15b, 15c, 16, and 17b, as applicable. Also complete this part to provide any additional information (see instructions).

Identifier	Return Reference	Explanation
------------	------------------	-------------

Schedule I  
(Form 990)

Department of the Treasury  
Internal Revenue Service

Grants and Other Assistance to Organizations,  
Governments and Individuals in the United States

Complete if the organization answered "Yes," to Form 990, Part IV, line 21 or 22.  
▶ Attach to Form 990

OMB No 1545-0047

2012

Open to Public  
Inspection

Name of the organization  
STANFORD UNIVERSITY BOARD OF TRUSTEES  
OF THE LELAND STANFORD JUNIOR UNIVERSITY

Employer identification number  
94-1156365

Part I

General Information on Grants and Assistance

- 1

Does the organization maintain records to substantiate the amount of the grants or assistance, the grantees' eligibility for the grants or assistance, and the selection criteria used to award the grants or assistance? . . . . .

☒ Yes ☐ No
- 2

Describe in Part IV the organization's procedures for monitoring the use of grant funds in the United States

Part II

Grants and Other Assistance to Governments and Organizations in the United States. Complete if the organization answered "Yes" to Form 990, Part IV, line 21, for any recipient that received more than \$5,000. Part II can be duplicated if additional space is needed.

(a) Name and address of organization or government	(b) EIN	(c) IRC Code section if applicable	(d) Amount of cash grant	(e) Amount of non-cash assistance	(f) Method of valuation (book, FMV, appraisal, other)	(g) Description of non-cash assistance	(h) Purpose of grant or assistance
See Additional Data Table							

Part III

Grants and Other Assistance to Individuals in the United States. Complete if the organization answered "Yes" to Form 990, Part IV, line 22.  
Part III can be duplicated if additional space is needed.

(a)Type of grant or assistance	(b)Number of recipients	(c)Amount of cash grant	(d)Amount of non-cash assistance	(e)Method of valuation (book, FMV, appraisal, other)	(f)Description of non-cash assistance
(1) SCHOLARSHIPS FOR STUDENTS	13238	367,192,547			

Part IV

Supplemental Information.

Complete this part to provide the information required in Part I, line 2, Part III, column (b), and any other additional information

Identifier	Return Reference	Explanation
GRANTS AND ASSISTANCE	Part I, Line 2	GRANTS AND ALLOCATIONS REFLECT NON-COMPENSATORY SUPPORT PROVIDED TO STUDENTS IN VARIOUS FORMS STANFORD IS COMMITTED TO A NEED-BLIND ADMISSIONS POLICY, ADMITTING QUALIFIED UNDERGRADUATES WITHOUT REGARD TO THEIR ABILITY TO PAY AND PROVIDING A COMPREHENSIVE FINANCIAL AID PROGRAM FOR ALL ADMITTED UNDERGRADUATES WHO HAVE NEED AS DETERMINED BY THE UNIVERSITY AND WHO MEET OTHER REQUISITE CONDITIONS FOR FINANCIAL AID MORE THAN 84% OF UNDERGRADUATES RECEIVED SOME FORM OF FINANCIAL ASSISTANCE DURING THE TAX YEAR AS WELL AS 83% OF ALL GRADUATE STUDENTS from stanford and other sources THE TOTAL FINANCIAL AID INCLUDES \$241,511,729 IN MERIT AND NEED-BASED SCHOLARSHIPS AND FELLOWSHIPS AN ADDITIONAL \$127,458,018 REFLECTS AMOUNTS PAID FOR ADDITIONAL FINANCIAL SUPPORT TO STUDENTS, INCLUDING PAYMENTS FOR HEALTH INSURANCE, LIVING EXPENSES, AND SUPPORT OF POSTDOCTORAL FELLOWS THESE AMOUNTS INCLUDE \$1,777,200 IN GRANTS TO INDIVIDUALS OUTSIDE THE UNITED STATES GRANT RECOMMENDATIONS FROM DONOR ADVISED FUNDS, AS LISTED IN PART II, ARE REVIEWED AND APPROVED BY SENIOR OFFICIALS IN THE OFFICE OF DEVELOPMENT AND THE CONTROLLER'S OFFICE PRIOR TO PAYMENT SUB-GRANTS Stanford occasionally receives grant support that is disbursed to other individuals or entities per the terms of the award In most cases, prior to the grant to Stanford, the University will provide the granting entity with a list of such contemplated recipients Generally, as work on the grant progresses, changes to these recipients must be approved by the granting agency Due to these review requirements of the granting agency, Stanford does not report such payments on Form 990, SCHEDULE I

Software ID:

Software Version:

EIN: 94-1156365

Name: STANFORD UNIVERSITY BOARD OF TRUSTEES  
OF THE LELAND STANFORD JUNIOR UNIVERSITY

Form 990,Schedule I, Part II, Grants and Other Assistance to Governments and Organizations in the United States

(a) Name and address of organization or government	(b) EIN	(c) IRC Code section if applicable	(d) Amount of cash grant	(e) Amount of non-cash assistance	(f) Method of valuation (book, FMV , appraisal, other)	(g) Description of non-cash assistance	(h) Purpose of grant or assistance
Science and Environmental Policy Project1600 S Eads St S Arlington,VA 222022907	54-1645372	501(c)(3)	10,000				GENERAL GRANT
TRUSTEES FOR HARVARD UNIVERSITY124 Mt Auburn St Cambridge,MA 02138	53-0199180	501(c)(3)	200,000				GENERAL GRANT

Form 990,Schedule I, Part II, Grants and Other Assistance to Governments and Organizations in the United States

(a) Name and address of organization or government	(b) EIN	(c) IRC Code section if applicable	(d) Amount of cash grant	(e) Amount of non-cash assistance	(f) Method of valuation (book, FMV , appraisal, other)	(g) Description of non-cash assistance	(h) Purpose of grant or assistance
Chabad Jewish Center of Santa Fe242 W San Mateo Rd Santa Fe, NM 87505	85-0446049	501(c)(3)	20,000				GENERAL GRANT
St John's College in Santa Fe1160 Cam de Cruz Blanca Santa Fe, NM 875054599	85-0162247	501(c)(3)	150,000				VARIOUS

Form 990,Schedule I, Part II, Grants and Other Assistance to Governments and Organizations in the United States

(a) Name and address of organization or government	(b) EIN	(c) IRC Code section if applicable	(d) Amount of cash grant	(e) Amount of non-cash assistance	(f) Method of valuation (book, FMV , appraisal, other)	(g) Description of non-cash assistance	(h) Purpose of grant or assistance
UCSB INSTITUTE FOR ENERGY EFFICIENCYUCSB Santa Barbara, CA 931061130	23-7314834	501(c)(3)	100,000				VARIOUS
Second Harvest Food Bank 750 Curtner Ave San Jose, CA 95125	94-2614101	501(c)(3)	25,000				GENERAL GRANT

Form 990,Schedule I, Part II, Grants and Other Assistance to Governments and Organizations in the United States

(a) Name and address of organization or government	(b) EIN	(c) IRC Code section if applicable	(d) Amount of cash grant	(e) Amount of non-cash assistance	(f) Method of valuation (book, FMV, appraisal, other)	(g) Description of non-cash assistance	(h) Purpose of grant or assistance
Schwab Charitable Fund211 Main St San Francisco,CA 94105	31-1640316	501(c)(3)	1,110,000				VARIOUS
Portland State UniversityPO BOX 751-DEV Portland,OR 97207	93-0619733	501(c)(3)	75,000				Support an endowment for the Stampfer Professor of



Form 990,Schedule I, Part II, Grants and Other Assistance to Governments and Organizations in the United States

(a) Name and address of organization or government	(b) EIN	(c) IRC Code section if applicable	(d) Amount of cash grant	(e) Amount of non-cash assistance	(f) Method of valuation (book, FMV , appraisal, other)	(g) Description of non-cash assistance	(h) Purpose of grant or assistance
Oakland Children's Fairyland 699 Bellevue Ave Oakland,CA 94610	94-3209054	501(c)(3)	25,000				GENERAL GRANT
Girls Incorporated of Alameda County13666 E 14th St San Leandro,CA 94578	94-1558073	501(c)(3)	50,000				GENERAL GRANT

Form 990,Schedule I, Part II, Grants and Other Assistance to Governments and Organizations in the United States

(a) Name and address of organization or government	(b) EIN	(c) IRC Code section if applicable	(d) Amount of cash grant	(e) Amount of non-cash assistance	(f) Method of valuation (book, FMV , appraisal, other)	(g) Description of non-cash assistance	(h) Purpose of grant or assistance
Mills College5000 MacArthur Blvd Oakland,CA 946131301	94-1156566	501(c)(3)	25,000				VARIOUS
AMERICAN COMM FOR THE WEIZMANN INST OF SCIENCE1166 AVE OF AMERICAS NEWYORK,NY 10036	13-1623886	501(c)(3)	10,000,000				GENERAL GRANT

Form 990,Schedule I, Part II, Grants and Other Assistance to Governments and Organizations in the United States

(a) Name and address of organization or government	(b) EIN	(c) IRC Code section if applicable	(d) Amount of cash grant	(e) Amount of non-cash assistance	(f) Method of valuation (book, FMV , appraisal, other)	(g) Description of non-cash assistance	(h) Purpose of grant or assistance
BOY SCOUTS OF AMERICA PO BOX 7338 LONG BEACH,CA 90807	95-1643981	501(c)(3)	25,000				GENERAL GRANT
GRINNELL COLLEGE THE PIONEER FUND733 BROAD ST GRINNELL,IA 501121690	42-0680387	501(c)(3)	62,500				GENERAL GRANT

Form 990,Schedule I, Part II, Grants and Other Assistance to Governments and Organizations in the United States

(a) Name and address of organization or government	(b) EIN	(c) IRC Code section if applicable	(d) Amount of cash grant	(e) Amount of non-cash assistance	(f) Method of valuation (book, FMV , appraisal, other)	(g) Description of non-cash assistance	(h) Purpose of grant or assistance
HEARTLAND INSTITUTE19 SOUTH LASALLE ST CHICAGO,IL 60603	36-3309812	501(c)(3)	10,000				GENERAL GRANT
OPERATION GRATITUDE 16444 REFUGIO RD ENCINO,CA 914363740	20-0103575	501(C)(3)	25,000				GENERAL GRANT

Form 990,Schedule I, Part II, Grants and Other Assistance to Governments and Organizations in the United States

(a) Name and address of organization or government	(b) EIN	(c) IRC Code section if applicable	(d) Amount of cash grant	(e) Amount of non-cash assistance	(f) Method of valuation (book, FMV , appraisal, other)	(g) Description of non-cash assistance	(h) Purpose of grant or assistance
ST VINCENT HOSPITAL FOUNDATION455 ST MICHAELS DR SANTA FE,MN 87505	85-0106941	501(C)(3)	25,000				GENERAL GRANT
TIPPING POINT COMMUNITY220 MONTGOMERY ST SAN FRANCISCO,CA 94104	20-2121739	501(C)(3)	250,000				GENERAL GRANT

Form 990,Schedule I, Part II, Grants and Other Assistance to Governments and Organizations in the United States

(a) Name and address of organization or government	(b) EIN	(c) IRC Code section if applicable	(d) Amount of cash grant	(e) Amount of non-cash assistance	(f) Method of valuation (book, FMV , appraisal, other)	(g) Description of non-cash assistance	(h) Purpose of grant or assistance
UNION COLLEGE807 UNION STREET SCHENECTADY,NY 12308	14-1338580	501(C)(3)	30,000				GENERAL GRANT
WOMENONE LTD19 E 88TH ST NEWYORK,NY 10128	26-3679243	501(C)(3)	50,000				GENERAL GRANT

Form 990,Schedule I, Part II, Grants and Other Assistance to Governments and Organizations in the United States

(a) Name and address of organization or government	(b) EIN	(c) IRC Code section if applicable	(d) Amount of cash grant	(e) Amount of non-cash assistance	(f) Method of valuation (book, FMV , appraisal, other)	(g) Description of non-cash assistance	(h) Purpose of grant or assistance
AMERICAN UNITED FOR SEPERATION OF CHURCH & STATE1301 K ST NW STE 850E WASHINGTON,DC 20005	53-0184647	501(C)(3)	10,000				GENERAL GRANT
CAL POLY ENGINEERING CAL POLY STATE UNIV SAN LOUIS OBISPO,CA 93407	20-4927897	501(C)(3)	10,000				GENERAL GRANT

Form 990,Schedule I, Part II, Grants and Other Assistance to Governments and Organizations in the United States

(a) Name and address of organization or government	(b) EIN	(c) IRC Code section if applicable	(d) Amount of cash grant	(e) Amount of non-cash assistance	(f) Method of valuation (book, FMV , appraisal, other)	(g) Description of non-cash assistance	(h) Purpose of grant or assistance
CHILDREN'S HEALTH COUNCIL650 CLARK WAY PALO ALTO,CA 94304	94-1312311	501(C)(3)	10,000				GENERAL GRANT
CHILDREN'S HOSPITAL & RESEARCH CENTER FDN 2201 BROADWAY STE 600 OAKLAND,CA 94612	94-1312311	501(C)(3)	10,000				GENERAL GRANT



Form 990,Schedule I, Part II, Grants and Other Assistance to Governments and Organizations in the United States

(a) Name and address of organization or government	(b) EIN	(c) IRC Code section if applicable	(d) Amount of cash grant	(e) Amount of non-cash assistance	(f) Method of valuation (book, FMV , appraisal, other)	(g) Description of non-cash assistance	(h) Purpose of grant or assistance
DENNISON UNIVERSITYPO BOX 716 GRANVILLE,OH 430230716	31-4379459	501(C)(3)	10,000				VARIOUS
GREATER TWIN CITIES UNITED WAYPO BOX 2949 MINNEAPOLIS,MN 55402	41-1973442	501(C)(3)	30,000				GENERAL GRANT

Form 990,Schedule I, Part II, Grants and Other Assistance to Governments and Organizations in the United States

(a) Name and address of organization or government	(b) EIN	(c) IRC Code section if applicable	(d) Amount of cash grant	(e) Amount of non-cash assistance	(f) Method of valuation (book, FMV , appraisal, other)	(g) Description of non-cash assistance	(h) Purpose of grant or assistance
THE CENTER FOR JEWISH CAMPUS LIFE INCPO BOX 20526 STANFORD,CA 94309	77-0492512	501(C)(3)	10,000				GENERAL GRANT
INTERNATIONAL MENTAL HEALTH RESEARCH ORGP O BOX 680 RUTHERFORD,CA 94573	68-0359707	501(C)(3)	25,000				GENERAL GRANT

Form 990,Schedule I, Part II, Grants and Other Assistance to Governments and Organizations in the United States

(a) Name and address of organization or government	(b) EIN	(c) IRC Code section if applicable	(d) Amount of cash grant	(e) Amount of non-cash assistance	(f) Method of valuation (book, FMV , appraisal, other)	(g) Description of non-cash assistance	(h) Purpose of grant or assistance
JOHNS HOPKINS CHILDREN'S CENTER100 N CHARLES ST BALTIMORE,MD 21201	52-0595110	501(C)(3)	10,000				GENERAL GRANT
KEYS SCHOOL2890 MIDDLEFIELD RD PALO ALTO,CA 94306	94-2240127	501(C)(3)	25,000				GENERAL GRANT

Form 990,Schedule I, Part II, Grants and Other Assistance to Governments and Organizations in the United States

(a) Name and address of organization or government	(b) EIN	(c) IRC Code section if applicable	(d) Amount of cash grant	(e) Amount of non-cash assistance	(f) Method of valuation (book, FMV , appraisal, other)	(g) Description of non-cash assistance	(h) Purpose of grant or assistance
LUCILE PACKARD FOUND FOR CHILDREN'S HEALTH 400 HAMILTON AVE PALO ALTO,CA 94301	77-0440090	501(C)(3)	1,000,000				GENERAL GRANT
MAYO CLINIC200 FIRST ST SW ROCHESTER,MN 55905	41-6011702	501(C)(3)	100,000				GENERAL GRANT

Form 990,Schedule I, Part II, Grants and Other Assistance to Governments and Organizations in the United States

(a) Name and address of organization or government	(b) EIN	(c) IRC Code section if applicable	(d) Amount of cash grant	(e) Amount of non-cash assistance	(f) Method of valuation (book, FMV , appraisal, other)	(g) Description of non-cash assistance	(h) Purpose of grant or assistance
MENLO PARK PRESBYTERIAN CHURCH 950 SANTA CRUZ AVE MENLO PARK,CA 94025	94-1167435	501(C)(3)	10,000				GENERAL GRANT
SAN FRANCISCO MUSEUM OF MODERN ART420 MONGOMERY ST SAN FRANCISCO,CA 94104	94-1156300	501(C)(3)	1,226,538				VARIOUS

Form 990,Schedule I, Part II, Grants and Other Assistance to Governments and Organizations in the United States

(a) Name and address of organization or government	(b) EIN	(c) IRC Code section if applicable	(d) Amount of cash grant	(e) Amount of non-cash assistance	(f) Method of valuation (book, FMV , appraisal, other)	(g) Description of non-cash assistance	(h) Purpose of grant or assistance
SUMMER SEARCHPO BOX 39000 SAN FRANCISCO,CA 94139	68-0200133	501(C)(3)	17,000				GENERAL GRANT
UNHCR-THE UN REFUGEE AGENCY1225 CONNECTICUT AVE WASHINGTON,DC 20036	52-1662800	501(C)(3)	10,000				GENERAL GRANT

Form 990,Schedule I, Part II, Grants and Other Assistance to Governments and Organizations in the United States

(a) Name and address of organization or government	(b) EIN	(c) IRC Code section if applicable	(d) Amount of cash grant	(e) Amount of non-cash assistance	(f) Method of valuation (book, FMV , appraisal, other)	(g) Description of non-cash assistance	(h) Purpose of grant or assistance
VALLEY PRESBYTERIAN CHURCH945 PORTOLA RD PORTOLA VALLEY,CA 94028	94-1556664	501(C)(3)	7,500				GENERAL GRANT
LUCILE SALTER PACKARD CHILD HOSP STANFORD 725 WELCH ROAD PALO ALTO,CA 94304	77-0003859	501(C)(3)	11,000,000				VARIOUS

Form 990,Schedule I, Part II, Grants and Other Assistance to Governments and Organizations in the United States

(a) Name and address of organization or government	(b) EIN	(c) IRC Code section if applicable	(d) Amount of cash grant	(e) Amount of non-cash assistance	(f) Method of valuation (book, FMV , appraisal, other)	(g) Description of non-cash assistance	(h) Purpose of grant or assistance
STANFORD HOSPITAL AND CLINICS300 PASTEUR DRIVE STANFORD,CA 94305	94-6174066	501(C)(3)	275,000				VARIOUS
1990 INSTITUTEPO BOX 1681 BURLINGAME,CA 94011	94-3112912	501(C)(3)	8,000				VARIOUS



Form 990, Schedule I, Part II, Grants and Other Assistance to Governments and Organizations in the United States

(a) Name and address of organization or government	(b) EIN	(c) IRC Code section if applicable	(d) Amount of cash grant	(e) Amount of non-cash assistance	(f) Method of valuation (book, FMV, appraisal, other)	(g) Description of non-cash assistance	(h) Purpose of grant or assistance
STANFORD SCHOOLS CORPORATION475 POPE ST MENLO PARK,CA 94025	20-2699147	501(C)(3)	903,100				GENERAL GRANT

Schedule J  
(Form 990)

Compensation Information

OMB No 1545-0047

2012

Open to Public Inspection

For certain Officers, Directors, Trustees, Key Employees, and Highest Compensated Employees

▶ Complete if the organization answered "Yes" to Form 990, Part IV, question 23.

▶ Attach to Form 990. ▶ See separate instructions.

Name of the organization  
STANFORD UNIVERSITY BOARD OF TRUSTEES  
OF THE LELAND STANFORD JUNIOR UNIVERSITY

Employer identification number  
  
94-1156365

Part I

Questions Regarding Compensation

		Yes	No
1a	Check the appropriate box(es) if the organization provided any of the following to or for a person listed in Form 990, Part VII, Section A, line 1a. Complete Part III to provide any relevant information regarding these items. <div><div><input checked="" type="checkbox"/> First-class or charter travel</div><div><input checked="" type="checkbox"/> Housing allowance or residence for personal use</div><div><input checked="" type="checkbox"/> Travel for companions</div><div><input type="checkbox"/> Payments for business use of personal residence</div><div><input type="checkbox"/> Tax idemnification and gross-up payments</div><div><input type="checkbox"/> Health or social club dues or initiation fees</div><div><input type="checkbox"/> Discretionary spending account</div><div><input checked="" type="checkbox"/> Personal services (e g , maid, chauffeur, chef)</div></div>		
b	If any of the boxes in line 1a are checked, did the organization follow a written policy regarding payment or reimbursement or provision of all of the expenses described above? If "No," complete Part III to explain	1b Yes	
2	Did the organization require substantiation prior to reimbursing or allowing expenses incurred by all officers, directors, trustees, and the CEO/Executive Director, regarding the items checked in line 1a?	2 Yes	
3	Indicate which, if any, of the following the filing organization used to establish the compensation of the organization's CEO/Executive Director. Check all that apply. Do not check any boxes for methods used by a related organization to establish compensation of the CEO/Executive Director, but explain in Part III. <div><div><input checked="" type="checkbox"/> Compensation committee</div><div><input type="checkbox"/> Written employment contract</div><div><input checked="" type="checkbox"/> Independent compensation consultant</div><div><input checked="" type="checkbox"/> Compensation survey or study</div><div><input checked="" type="checkbox"/> Form 990 of other organizations</div><div><input checked="" type="checkbox"/> Approval by the board or compensation committee</div></div>		
4	During the year, did any person listed in Form 990, Part VII, Section A, line 1a with respect to the filing organization or a related organization:		
a	Receive a severance payment or change-of-control payment?	4a	No
b	Participate in, or receive payment from, a supplemental nonqualified retirement plan?	4b Yes	
c	Participate in, or receive payment from, an equity-based compensation arrangement? If "Yes" to any of lines 4a-c, list the persons and provide the applicable amounts for each item in Part III.	4c	No
	Only 501(c)(3) and 501(c)(4) organizations only must complete lines 5-9.		
5	For persons listed in Form 990, Part VII, Section A, line 1a, did the organization pay or accrue any compensation contingent on the revenues of:		
a	The organization?	5a	No
b	Any related organization? If "Yes," to line 5a or 5b, describe in Part III.	5b	No
6	For persons listed in Form 990, Part VII, Section A, line 1a, did the organization pay or accrue any compensation contingent on the net earnings of:		
a	The organization?	6a	No
b	Any related organization? If "Yes," to line 6a or 6b, describe in Part III.	6b	No
7	For persons listed in Form 990, Part VII, Section A, line 1a, did the organization provide any non-fixed payments not described in lines 5 and 6? If "Yes," describe in Part III.	7 Yes	
8	Were any amounts reported in Form 990, Part VII, paid or accrued pursuant to a contract that was subject to the initial contract exception described in Regulations section 53.4958-4(a)(3)? If "Yes," describe in Part III.	8 Yes	
9	If "Yes" to line 8, did the organization also follow the rebuttable presumption procedure described in Regulations section 53.4958-6(c)?	9 Yes	

**Part II Officers, Directors, Trustees, Key Employees, and Highest Compensated Employees.** Use duplicate copies if additional space is needed.

For each individual whose compensation must be reported in Schedule J, report compensation from the organization on row (i) and from related organizations, described in the instructions, on row (ii) Do not list any individuals that are not listed on Form 990, Part VII  
**Note.** The sum of columns (B)(i)-(iii) for each listed individual must equal the total amount of Form 990, Part VII, Section A, line 1a, applicable column (D) and (E) amounts for that individual

(A) Name and Title		(B) Breakdown of W-2 and/or 1099-MISC compensation			(C) Retirement and other deferred compensation	(D) Nontaxable benefits	(E) Total of columns (B)(i)-(D)	(F) Compensation reported as deferred in prior Form 990
		(i) Base compensation	(ii) Bonus & incentive compensation	(iii) Other reportable compensation				
See Additional Data Table								

Part III Supplemental Information

Complete this part to provide the information, explanation, or descriptions required for Part I, lines 1a, 1b, 3, 4a, 4b, 4c, 5a, 5b, 6a, 6b, 7, and 8, and for Part II. Also complete this part for any additional information.

Identifier	Return Reference	Explanation
PART I, LINE 1A	TRAVEL POLICY	STANFORD UNIVERSITY TRAVEL POLICY GENERALLY REQUIRES ALL EMPLOYEES TO USE THE MOST ECONOMICAL MODE OF TRANSPORTATION AVAILABLE CONSISTENT WITH THE AUTHORIZED BUSINESS PURPOSE OF THE TRAVEL. IN ORDER TO BE REIMBURSED ON A TAX-FREE BASIS, EMPLOYEES ARE REQUIRED TO COMPLY WITH THE ACCOUNTABLE PLAN RULES UNDER I.R.C. SECTION 62. UNIVERSITY OFFICERS AND OTHER INDIVIDUALS ENUMERATED IN SCHEDULE J ARE FULLY SUBJECT TO THE SAME POLICIES AND PROCEDURES AS ANY OTHER EMPLOYEE OF THE UNIVERSITY. ON RARE OCCASIONS, FIRST CLASS TRAVEL WILL BE AUTHORIZED BASED ON MEDICAL NEED OR OTHER EXIGENCY APPROVED BY THE PROVOST. SIMILARLY, REIMBURSEMENT OF TRAVEL FOR COMPANIONS IS SUBJECT TO THE PRE-APPROVAL OF THE PROVOST AND MUST DIRECTLY SUPPORT THE AUTHORIZED BUSINESS PURPOSE OF THE TRAVEL IN ORDER TO BE TREATED AS NON-TAXABLE. PRESIDENT AND PROVOST HOUSING AS A CONDITION OF HIS EMPLOYMENT AS PRESIDENT OF THE UNIVERSITY, PRESIDENT HENNESSY, IS REQUIRED TO LIVE IN THE PRESIDENT'S HOME ON THE CAMPUS OF THE UNIVERSITY. THE RESIDENCE IS USED FREQUENTLY FOR UNIVERSITY BUSINESS INCLUDING OFFICIAL GATHERINGS OF FACULTY, STAFF, STUDENTS, ALUMNI, DONORS AND THEIR FAMILIES. AS PART OF A PROGRAM OF APPROPRIATE AND REGULAR MAINTENANCE OF THIS HOUSE, THE UNIVERSITY PROVIDED CLEANING SERVICE FOR THE PUBLIC AND PRIVATE AREAS. THE UNIVERSITY HAS INCLUDED AS NONTAXABLE COMPENSATION IN COLUMN D THE ESTIMATED RENTAL VALUE OF THE AREAS OF THIS RESIDENCE RESERVED FOR THE PERSONAL USE OF THE EMPLOYEE, BASED UPON THE PREVAILING RENTAL RATES IN PALO ALTO AND ACTUAL COSTS OF RELATED SERVICES, INCLUDING MAINTENANCE, CLEANING AND UTILITIES. AS A CONDITION OF HIS EMPLOYMENT AS PROVOST OF THE UNIVERSITY, PROVOST ETCHEMENDY IS REQUIRED TO LIVE ON THE CAMPUS OF THE UNIVERSITY. THE RESIDENCE IS USED FREQUENTLY FOR UNIVERSITY BUSINESS INCLUDING OFFICIAL GATHERINGS OF FACULTY, STAFF, STUDENTS, ALUMNI, DONORS AND THEIR FAMILIES. AS PART OF A PROGRAM OF APPROPRIATE AND REGULAR MAINTENANCE OF THIS HOUSE, THE UNIVERSITY PROVIDED CLEANING SERVICE FOR THE PUBLIC AND PRIVATE AREAS. THE UNIVERSITY HAS INCLUDED AS NONTAXABLE COMPENSATION IN COLUMN D THE ESTIMATED RENTAL VALUE OF THE AREAS OF THIS RESIDENCE RESERVED FOR THE PERSONAL USE OF THE EMPLOYEE, BASED UPON THE PREVAILING RENTAL RATES IN PALO ALTO AND ACTUAL COSTS OF RELATED SERVICES, INCLUDING MAINTENANCE, CLEANING AND UTILITIES. THE FOLLOWING INDIVIDUALS RECEIVED TAXABLE HOUSING BENEFITS: WILLIAM MADIA, MARTIN SHELL, PHILIP PIZZO, RICHARD SALLER, DAVID SHAW, AND TARA VANDERVEER. THESE AMOUNTS ARE INCLUDED IN SCHEDULE J, PART II, COLUMN (B)(III). PART I, LINE 4B DEFERRED COMPENSATION PLAN PROVISIONS CERTAIN OFFICERS AND OTHERS LISTED IN SCHEDULE J, PART II PARTICIPATE IN A DEFERRED COMPENSATION PLAN. ANNUALLY, AMOUNTS ARE CREDITED TO THE PLAN BASED ON PERFORMANCE AND CERTAIN OTHER FACTORS. THESE AMOUNTS APPEAR IN SCHEDULE J, PART II, COLUMN (C). PLAN BALANCES ARE SUBJECT TO FORFEITURE AND/OR PAYMENT ONLY IF CERTAIN CONDITIONS ARE MET. CERTAIN BONUS AMOUNTS MAY BE DEFERRED AND PAID IN A LATER YEAR SUBJECT TO IRC SECTION 457(F). SUCH AMOUNTS ARE REPORTED IN SCHEDULE J, PART II, COLUMN (C) IN THE YEAR OF DEFERRAL AND REPORTED IN SCHEDULE J, PART II, COLUMN (B)(III) AND COLUMN (F) IN THE YEAR OF PAYMENT, IF APPLICABLE. INCLUDED IN JOHN POWERS' COMPENSATION REPORTED IN COLUMN (B)(III) IS A PAYMENT FROM HIS DEFERRED COMPENSATION ACCOUNT OF \$601,971. INCLUDED IN TARA VANDERVEER'S COMPENSATION REPORTED IN COLUMN (B)(III) IS A PAYMENT FROM HER DEFERRED COMPENSATION ACCOUNT OF \$1,661,926. SUPPLEMENTAL EXECUTIVE RETIREMENT PLAN (SERP) THE UNIVERSITY HAS PROVIDED THE PRESIDENT WITH TWO SUPPLEMENTAL EXECUTIVE RETIREMENT PLANS (SERPS) DURING HIS TERM OF SERVICE AS AN OFFICER TO SUPPLEMENT HIS SOCIAL SECURITY AND 403(B) RETIREMENT BENEFITS. ONE SERP WAS EARNED GRADUALLY (PRIOR SERP) AND ANOTHER SERP IS TO BE EARNED GRADUALLY (CURRENT SERP) OVER SPECIFIED PERIODS DURING HIS TERM OF SERVICE AS AN OFFICER. UNDER THE CURRENT SERP, IF THE PRESIDENT REMAINS IN HIS POSITION THROUGH AUGUST 31, 2018, HE IS ELIGIBLE TO RECEIVE A BENEFIT APPROXIMATELY EQUAL TO AN ANNUAL PAYMENT FOR LIFE OF 12% OF HIS HIGHEST THREE YEAR AVERAGE BASE PAY (2.0 PERCENTAGE POINTS OF WHICH WAS EARNED IN FY 2013 - THE FIRST YEAR OF THE CURRENT SERP), OFFSET BY THE ANNUITY EQUIVALENT OF HIS ANTICIPATED SOCIAL SECURITY BENEFIT AND AMOUNTS CONTRIBUTED BY THE UNIVERSITY DIRECTLY TO HIS 403(B) DEFINED CONTRIBUTION RETIREMENT PLAN. WHILE HE IS AN OFFICER, THE SERP BENEFIT IS SUBJECT TO FORFEITURE IF CERTAIN CONDITIONS ARE NOT MET. FOR THE YEAR ENDED AUGUST 31, 2013, THE VALUE OF THE ANNUAL ACCRUAL OF THIS BENEFIT WAS \$123,933 AND IS INCLUDED ON SCHEDULE J COLUMN (C) AS DEFERRED COMPENSATION. THE PRIOR SERP WAS EARNED OVER THE 12 YEARS ENDING AUGUST 31, 2012. HAVING SERVED IN HIS POSITION THROUGH AUGUST 31, 2012, THE PRESIDENT IS ELIGIBLE TO RECEIVE A BENEFIT APPROXIMATELY EQUAL TO AN ANNUAL PAYMENT FOR LIFE OF 35.5% OF HIS HIGHEST THREE YEAR AVERAGE BASE PAY DURING THE 12 YEAR PERIOD, OFFSET BY THE ANNUITY EQUIVALENT OF HIS ANTICIPATED SOCIAL SECURITY BENEFIT AND AMOUNTS CONTRIBUTED BY THE UNIVERSITY DIRECTLY TO HIS 403(B) DEFINED CONTRIBUTION RETIREMENT PLAN. WHILE HE IS AN OFFICER, THERE WERE NO ACCRUALS TO THIS SERP AFTER AUGUST 31, 2012. THIS SERP BENEFIT REMAINS SUBJECT TO FORFEITURE IF CERTAIN CONDITIONS ARE NOT MET. THE UNIVERSITY ALSO PROVIDES THE PROVOST WITH A SUPPLEMENTAL EXECUTIVE RETIREMENT PLAN (SERP) TO SUPPLEMENT HIS SOCIAL SECURITY AND 403(B) RETIREMENT BENEFITS. THE SERP IS EARNED GRADUALLY THROUGH HIS TERM OF SERVICE AS PROVOST. IF THE PROVOST REMAINS IN HIS POSITION THROUGH AUGUST 31, 2015, HE WILL BE ELIGIBLE TO RECEIVE A BENEFIT APPROXIMATELY EQUAL TO AN ANNUAL PAYMENT FOR LIFE OF 42% OF HIS HIGHEST THREE YEAR AVERAGE BASE PAY (3.0 PERCENTAGE POINTS OF WHICH WAS EARNED IN FY 2013), OFFSET BY THE ANNUITY EQUIVALENT OF HIS ANTICIPATED SOCIAL SECURITY BENEFIT AND AMOUNTS CONTRIBUTED BY THE UNIVERSITY DIRECTLY TO HIS 403(B) DEFINED CONTRIBUTION RETIREMENT PLAN. WHILE HE IS AN OFFICER, THE SERP BENEFIT IS SUBJECT TO FORFEITURE IF CERTAIN CONDITIONS ARE NOT MET. FOR THE YEAR ENDED AUGUST 31, 2013, THE VALUE OF THE ANNUAL ACCRUAL OF THIS BENEFIT WAS \$196,252 AND IS INCLUDED ON SCHEDULE J COLUMN (C) AS DEFERRED COMPENSATION.
PART I, LINE 7 AND PART II, COLUMN (B) (II)	VARIABLE COMPENSATION OF SCHOOL OF MEDICINE FACULTY	TOTAL COMPENSATION FOR FACULTY IN THE SCHOOL OF MEDICINE IS MADE UP OF THE FOLLOWING INTEGRAL COMPONENTS: SALARY AND BENEFITS, ADMINISTRATIVE SUPPLEMENTS, AND BONUSES AWARDED UNDER DEPARTMENTAL PLANS. BASE SALARY IS BASED ON ACADEMIC RANK (E.G., PROFESSOR, ASSISTANT PROFESSOR). A VARIABLE COMPONENT OF SALARY IS DETERMINED BY THE CONTRIBUTION OF THE INDIVIDUAL TO THE DEPARTMENT/DIVISION AND THE CLINICAL SPECIALTY OF THE FACULTY MEMBER. OTHER SALARY SUPPLEMENTS ARE OCCASIONALLY USED TO PROVIDE FOR COMPENSATION GIVEN UP BY A FACULTY MEMBER WHEN ASSUMING A POSITION AT STANFORD. ADMINISTRATIVE SUPPLEMENTS ARE PAID TO FACULTY WHO TAKE ON DUTIES WHICH ARE OUTSIDE THEIR USUAL FACULTY RESPONSIBILITIES AND OUTSIDE NORMAL COMMITTEE WORK. INCENTIVE BONUSES ARE CONSIDERED A FUNDAMENTAL COMPONENT OF TOTAL COMPENSATION. THEY ARE PAID OUT BY THE DEPARTMENTS BASED ON THE DEPARTMENTS' INCENTIVE BONUS PLAN MEASURING THE FACULTY'S EFFORTS IN ADMINISTRATIVE LEADERSHIP, CLINICAL, RESEARCH, AND/OR TEACHING AREAS AS DEFINED BY THE PLAN. IN ADDITION, THE DEAN HAS A BONUS PLAN FOR CLINICAL CHAIRS BASED ON ACHIEVEMENT OF LEADERSHIP GOALS. SOME DEPARTMENTS HAVE "ON-CALL" AND "COVERAGE" BONUSES TO PROVIDE COMPENSATION FOR A FACULTY MEMBER'S PROVIDING OFF-HOURS COVERAGE. VARIABLE COMPENSATION OF INVESTMENT PROFESSIONALS A PORTION OF THE COMPENSATION PAID TO LISTED INVESTMENT PROFESSIONAL EMPLOYEES IS BASED ON A COMBINATION OF THREE FACTORS: THREE YEAR ANNUALIZED PERFORMANCE VERSUS THE RELEVANT POLICY portfolio BENCHMARK RETURN FOR THAT PERIOD, THREE YEAR MERGED POOL ANNUALIZED PERFORMANCE VERSUS THE PERFORMANCE OF THE NINETEEN LARGEST COLLEGE AND ENDOWMENT INVESTMENT POOLS IN THE UNITED STATES, AND INDIVIDUAL PERFORMANCE. VARIABLE COMPENSATION OF ATHLETICS PROFESSIONALS LISTED ATHLETICS PROFESSIONALS ARE ELIGIBLE TO RECEIVE BONUSES AND INCENTIVE COMPENSATION BASED ON THE ACADEMIC PERFORMANCE OF THE STUDENT-ATHLETES, ATHLETIC PERFORMANCE, ATTENDANCE AT ATHLETIC EVENTS, AND/OR LEADERSHIP, AS PROVIDED IN THE PROFESSIONALS' COMPENSATION AGREEMENTS. VARIABLE COMPENSATION OF OFFICERS AND OTHERS OFFICERS AND OTHERS ARE ELIGIBLE TO RECEIVE BONUSES AND INCENTIVE COMPENSATION BASED ON PERFORMANCE. CURRENT YEAR BONUS AMOUNTS ARE REPORTED IN SCHEDULE J, PART II, COLUMN B(II). CERTAIN BONUS AMOUNTS MAY BE DEFERRED AND PAID IN A LATER YEAR SUBJECT TO IRC SECTION 457(F). SUCH AMOUNTS ARE REPORTED IN SCHEDULE J, PART II, COLUMN (C) IN THE YEAR OF DEFERRAL AND REPORTED IN SCHEDULE J, PART II, COLUMN (B)(III) AND COLUMN (F) IN THE YEAR OF PAYMENT, IF APPLICABLE. PART I, LINE 8 CERTAIN INDIVIDUALS ARE, FROM TIME TO TIME, SERVING UNDER THE PROVISIONS OF THEIR INITIAL CONTRACTS TO SERVE AS OFFICERS OR KEY EMPLOYEES OF THE UNIVERSITY, WHICH PRINCIPALLY ESTABLISHES THEIR COMPENSATION, RESPONSIBILITIES, AND DUTIES.
PART II, COLUMN (B) (III)	HOUSING ASSISTANCE	OTHER REPORTABLE COMPENSATION IN PART II, COLUMN (B)(III) INCLUDES HOUSING ASSISTANCE AND OTHER MISCELLANEOUS COMPENSATION. THIS DOES NOT INCLUDE VARIOUS ITEMS OF "LISTED PROPERTY" (E.G., COMPUTERS AND PERIPHERALS) THAT STANFORD HAS PROVIDED TO THE ABOVE LISTED EMPLOYEES PRINCIPALLY FOR THEIR BUSINESS USE AND NOT AS COMPENSATION. Part II, Columns (C) AND (D) LISTED PERSONS ACCRUE FUTURE BENEFITS THAT ARE AVAILABLE TO ALL STANFORD EMPLOYEES, SUCH AS POST-RETIREMENT MEDICAL INSURANCE AND TUITION BENEFITS, AND LISTED PERSONS WHO ARE ALSO FACULTY ACCRUE FUTURE FACULTY BENEFITS SUCH AS SABBATICAL AND TENURE BUYOUT PROVISIONS. THESE BENEFITS ARE SUBJECT TO CERTAIN ELIGIBILITY REQUIREMENTS SUCH AS AGE, YEARS OF SERVICE, AND EMPLOYEE CLASSIFICATION. FOR SOME BENEFIT PLANS, THE UNIVERSITY RESERVES THE RIGHT TO CHANGE ELIGIBILITY REQUIREMENTS AND/OR THE NATURE AND EXTENT OF THE BENEFIT BEING PROMISED. THE VALUE OF THESE BENEFITS IS REPORTED FOR EACH LISTED PERSON IN THE YEAR, IF ANY, SUCH BENEFITS ARE RECEIVED. SCHEDULE J, PART II, COLUMN (F) AMOUNTS APPEARING IN COLUMN (F) ARE DEFERRED COMPENSATION PAYMENTS REPORTED IN COLUMN (C) IN PRIOR YEARS AND THAT ARE REPORTED (A SECOND TIME) IN COLUMN (B)(III) IN THE CURRENT YEAR.

Software ID:

Software Version:

EIN: 94-1156365

Name: STANFORD UNIVERSITY BOARD OF TRUSTEES  
OF THE LELAND STANFORD JUNIOR UNIVERSITY

Form 990, Schedule J, Part II - Officers, Directors, Trustees, Key Employees, and Highest Compensated Employees

(A) Name		(B) Breakdown of W-2 and/or 1099-MISC compensation			(C) Deferred compensation	(D) Nontaxable benefits	(E) Total of columns (B)(i)-(D)	(F) Compensation reported in prior Form 990 or Form 990-EZ
		(i) Base Compensation	(ii) Bonus & incentive compensation	(iii) Other compensation				
JOHN HENNESSY	(i) (ii)	765,668 0		10,013	148,933 0	142,952 0	1,067,566 0	0 0
JOHN ETCHEMENDY	(i) (ii)	566,291 0	30,000	480	221,252 0	74,292 0	892,315 0	0 0
RANDALL LIVINGSTON	(i) (ii)	525,808 0		542	97,451 0	57,658 0	681,459 0	0 0
MARTIN SHELL	(i) (ii)	545,565 0	70,000	54,860	75,954 0	46,328 0	792,707 0	0 0
DEBRA ZUMWALT	(i) (ii)	550,952 0	20,000		174,391 0	23,757 0	769,100 0	0 0
ROBERT C REIDY	(i) (ii)	374,725 0	310,000		228,316 0	49,669 0	962,710 0	0 0
DAVID DEMAREST	(i) (ii)	323,098 0	5,000	30,635	83,601 0	33,041 0	475,375 0	0 0
HOWARD WOLF	(i) (ii)	318,780 0	49,500	592	125,000 0	30,938 0	524,810 0	0 0
WILLIAM MADIA	(i) (ii)	353,500 0	112,000	36,332	22,062 0	1,727 0	525,621 0	0 0
DAVID JONES	(i) (ii)	296,927 0	25,000		23,410 0	21,287 0	366,624 0	0 0
JOHN POWERS	(i) (ii)	802,743 0	1,060,000	601,971 0	1,078,889 0	24,755 0	3,568,358 0	516,271 0
PHILIP A PIZZO	(i) (ii)	656,396 0		14,369	268,223 0	25,816 0	964,804 0	0 0
LLOYD B MINOR	(i) (ii)	376,771 0	302,864	54,534	0 0	29,784 0	763,953 0	0 0
RICHARD SALLER	(i) (ii)	483,794 0	8,500	43,565	23,600 0	10,383 0	569,842 0	0 0
FRANK HANLEY	(i) (ii)	567,645 0	1,325,000	2,159	25,000 0	19,899 0	1,939,703 0	0 0
GARY STEINBERG	(i) (ii)	601,593 0	669,361		24,941 0	20,801 0	1,316,696 0	0 0
THOMAS KRUMMEL	(i) (ii)	533,668 0	493,298		25,000 0	28,110 0	1,080,076 0	0 0
TARA VANDERVEER	(i) (ii)	504,770 0	96,563	1,725,187	374,924 0	9,787 0	2,711,231 0	0 0
DAVID SHAW	(i) (ii)	1,175,288 0	290,000	48,046	471,479 0	27,853 0	2,012,666 0	0 0

Schedule K  
(Form 990)

Department of the Treasury  
Internal Revenue Service

Supplemental Information on Tax Exempt Bonds

▶ Complete if the organization answered "Yes" to Form 990, Part IV, line 24a. Provide descriptions, explanations, and any additional information in Part VI.  
▶ Attach to Form 990. ▶ See separate instructions.

OMB No 1545-0047

2012

Open to Public Inspection

Name of the organization  
STANFORD UNIVERSITY BOARD OF TRUSTEES  
OF THE LELAND STANFORD JUNIOR UNIVERSITY

Employer identification number  
94-1156365

Part I

Bond Issues

	(a) Issuer name	(b) Issuer EIN	(c) CUSIP #	(d) Date issued	(e) Issue price	(f) Description of purpose	(g) Defeased		(h) On behalf of issuer		(i) Pool financing	
							Yes	No	Yes	No	Yes	No
A	CALIFORNIA EDUCATIONAL FACILITIES AUTHORITY CP	52-1705592	13018AAA8	05-22-2008	300,000,000	SEE SCHEDULE O		X		X		X
B	CALIFORNIA EDUCATIONAL FACILITIES AUTHORITY S	52-1705592	130175P89	06-24-2004	181,196,530	SEE SCHEDULE O		X		X		X
C	CALIFORNIA EDUCATIONAL FACILITIES AUTHORITY T-1&3	52-1705592	130178JD9	09-06-2007	153,277,097	SEE SCHEDULE O		X		X		X
D	CALIFORNIA EDUCATIONAL FACILITIES AUTHORITY T-4	52-1705592	130178NH5	05-15-2008	188,501,621	SEE SCHEDULE O		X		X		X

Part II

Proceeds

		A		B		C		D	
1	Amount of bonds retired	0		9,790,000		0		0	
2	Amount of bonds legally defeased	0		0		0		0	
3	Total proceeds of issue	300,218,010		182,429,480		156,107,242		188,507,303	
4	Gross proceeds in reserve funds	0		0		0		0	
5	Capitalized interest from proceeds	1,851,659		1,198,734		595,440		0	
6	Proceeds in refunding escrows	0		0		0		0	
7	Issuance costs from proceeds	0		992,205		661,216		951,621	
8	Credit enhancement from proceeds	0		0		0		0	
9	Working capital expenditures from proceeds	0		0		0		0	
10	Capital expenditures from proceeds	70,218,341		147,790,591		64,355,560		0	
11	Other spent proceeds	218,010		32,447,950		90,495,026		187,555,682	
12	Other unspent proceeds	0		0		0		0	
13	Year of substantial completion	2010		2006		2009		2009	
14	Were the bonds issued as part of a current refunding issue?	Yes	No	Yes	No	Yes	No	Yes	No
		X		X		X		X	
15	Were the bonds issued as part of an advance refunding issue?		X		X		X		X
16	Has the final allocation of proceeds been made?		X	X		X		X	
17	Does the organization maintain adequate books and records to support the final allocation of proceeds?	X		X		X		X	

Part III

Private Business Use

		A		B		C		D	
1	Was the organization a partner in a partnership, or a member of an LLC, which owned property financed by tax-exempt bonds?	Yes	No	Yes	No	Yes	No	Yes	No
			X		X		X		
2	Are there any lease arrangements that may result in private business use of bond-financed property?	X		X		X			

Part III Private Business Use (Continued)

		A		B		C		D	
		Yes	No	Yes	No	Yes	No	Yes	No
3a	Are there any management or service contracts that may result in private business use of bond-financed property?		X		X		X		
b	If "Yes" to line 3a, does the organization routinely engage bond counsel or other outside counsel to review any management or service contracts relating to the financed property?								
c	Are there any research agreements that may result in private business use of bond-financed property?	X		X		X			
d	If "Yes" to line 3c, does the organization routinely engage bond counsel or other outside counsel to review any research agreements relating to the financed property?	X		X		X			
4	Enter the percentage of financed property used in a private business use by entities other than a section 501(c)(3) organization or a state or local government	0%		0%		0%		0%	
5	Enter the percentage of financed property used in a private business use as a result of unrelated trade or business activity carried on by your organization, another section 501(c)(3) organization, or a state or local government	%		%		%		%	
6	Total of lines 4 and 5	%		%		%		%	
7	Does the bond issue meet the private security or payment test?		X		X		X		
8a	Has there been a sale or disposition of any of the bond financed property to a nongovernmental person other than a 501(c)(3) organization since the bonds were issued?		X		X		X		
b	If "Yes" to line 8a, enter the percentage of bond-financed property sold or disposed of	%		%		%		%	
c	If "Yes" to line 8a, was any remedial action taken pursuant to Regulations sections 1.141-12 and 1.145-2?		X		X		X		
9	Has the organization established written procedures to ensure that all nonqualified bonds of the issue are remediated in accordance with the requirements under Regulations sections 1.141-12 and 1.145-2?	X		X		X			

Part IV Arbitrage

		A		B		C		D	
		Yes	No	Yes	No	Yes	No	Yes	No
1	Has the issuer filed Form 8038-T?		X		X		X		X
2	If "No" to line 1, did the following apply?								
a	Rebate not due yet?		X		X		X		X
b	Exception to rebate?	X			X		X		X
c	No rebate due?		X	X		X		X	
	If you checked "No rebate due" in line 2c, provide in Part VI the date the rebate computation was performed								
3	Is the bond issue a variable rate issue?	X			X		X		X
4a	Has the organization or the governmental issuer entered into a qualified hedge with respect to the bond issue?		X		X		X		X
b	Name of provider	0		0		0			
c	Term of hedge								
d	Was the hedge superintegrated?								
e	Was a hedge terminated?								

Part IV

Arbitrage (Continued)

		A		B		C		D	
		Yes	No	Yes	No	Yes	No	Yes	No
5a	Were gross proceeds invested in a guaranteed investment contract (GIC)?		X		X		X		X
b	Name of provider	0		0		0		0	
c	Term of GIC								
d	Was the regulatory safe harbor for establishing the fair market value of the GIC satisfied?								
6	Were any gross proceeds invested beyond an available temporary period?		X		X		X		X
7	Has the organization established written procedures to monitor the requirements of section 148?	X		X		X		X	

Part V

Procedures To Undertake Corrective Action

		A		B		C		D	
		Yes	No	Yes	No	Yes	No	Yes	No
1	Has the organization established written procedures to ensure that violations of federal tax requirements are timely identified and corrected through the voluntary closing agreement program if self-remediation is not available under applicable regulations?	X		X		X		X	

Part VI

Supplemental Information. Complete this part to provide additional information for responses to questions on Schedule K (see instructions).

Identifier	Return Reference	Explanation
SCHEDULE K	0	TAX-EXEMPT BONDS FOR MORE THAN 30 YEARS, STANFORD AND THE MANY COMMUNITIES AND CONSTITUENCIES IT SERVES HAVE BENEFITED FROM TAX-EXEMPT BORROWING THROUGH THE CALIFORNIA EDUCATIONAL FACILITIES AUTHORITY THE UNIVERSITY USES GENEROUS DONOR GIFTS, UNIVERSITY RESERVES AND TAXABLE DEBT, IN ADDITION TO PROCEEDS FROM TAX EXEMPT BORROWING, TO FUND THE CONSTRUCTION OF ACADEMIC BUILDINGS, RESEARCH SUPPORT FACILITIES, RESIDENCES AND OTHER CAMPUS HOUSING, ROADS AND INFRASTRUCTURE THESE FACILITIES HAVE, IN TURN, ENABLED THE UNIVERSITY TO ATTRACT OUTSTANDING FACULTY AND STUDENTS AND TO MORE EFFECTIVELY PERFORM INTERDISCIPLINARY RESEARCH DESIGNED TO ADDRESS FUNDAMENTAL WORLD PROBLEMS THE NEW FACILITIES PROVIDE THE STANFORD COMMUNITY WITH THE MOST ADVANCED TECHNOLOGY AND ENVIRONMENT FOR TEACHING, LEARNING AND RESEARCH THE FUNDING ALSO HAS PLAYED A KEY ROLE IN ENABLING STANFORD TO MEET SEISMIC AND OTHER FEDERAL AND STATE BUILDING REQUIREMENTS THE FOLLOWING ARE EXAMPLES OF BUILDINGS FUNDED IN PART THROUGH TAX-EXEMPT DEBT A THE YANG YAMAZAKI ENVIRONMENTAL AND ENERGY BUILDING IS THE HUB OF STANFORD'S ENVIRONMENTAL SUSTAINABILITY TEACHING AND RESEARCH IT IS A MODEL FOR SUSTAINABILITY BUILDING STANDARDS, USING 56 PERCENT LESS ENERGY AND 90 PERCENT LESS POTABLE WATER THAN A TRADITIONALLY CONSTRUCTED BUILDING OF ITS SIZE IT HAS BEEN RECOGNIZED WITH LEED PLATINUM CERTIFICATION B THE LI KA SHING CENTER FOR LEARNING AND KNOWLEDGE BRINGS TOGETHER CUTTING-EDGE MEDICINE, MODERN EDUCATION AND ADVANCED TECHNOLOGY TO TRAIN THE PHYSICIANS OF TOMORROW MEDICAL STUDENTS PRACTICE LIFE-SAVING SKILLS IN REALISTIC SIMULATIONS AND LEARN TO APPLY RESEARCH TO BEDSIDE TREATMENTS THE CENTER IS A GATHERING PLACE FOR MEDICAL EXPERTS TO SHARE RESEARCH AND HEALTH CARE INSIGHTS AND TO BRING THEIR COMBINED EXPERTISE TO BEAR ON THE WORLD'S GREATEST HEALTH CHALLENGES C THE JAMES AND ANNA MARIE SPILKER ENGINEERING AND APPLIED SCIENCES BUILDING FOSTERS COLLABORATIVE DEVELOPMENT IN THE BURGEONING FIELD OF NANOTECHNOLOGY SCIENTISTS AT THE CENTER ARE STUDYING HOW TO CREATE MATERIALS AND DEVICES NO BIGGER THAN ONE-BILLIONTH OF A METER, WITH DIRECT AND ECONOMICALLY VIABLE APPLICATIONS TO MEDICINE, ENERGY AND COMMUNICATIONS D THE HUANG ENGINEERING CENTER HOUSES THE SCHOOL OF ENGINEERING, WHOSE TIES TO THE HIGH-TECHNOLOGY INDUSTRY CONTINUE TO FUEL THE GROWTH AND ECONOMY OF SILICON VALLEY AND NORTHERN CALIFORNIA THE SCHOOL OF ENGINEERING IS WORLD RENOWNED FOR PUSHING THE FRONTIERS OF MODERN SCIENCE AND ENGINEERING, ESPECIALLY IN THE FIELDS OF COMPUTER SCIENCE, BIOENGINEERING AND ENVIRONMENTAL SUSTAINABILITY E THE LORRY I LOKEY STEM CELL RESEARCH BUILDING OPENED IN 2010 AND IS THE LARGEST DEDICATED STEM CELL RESEARCH BUILDING IN THE COUNTRY THE BUILDING HOUSES THE STANFORD STEM CELL BIOLOGY AND REGENERATIVE MEDICINE INSTITUTE, WHICH INTEGRATES RESEARCHERS FROM CANCER, NEUROSCIENCE, CARDIOVASCULAR MEDICINE, TRANSPLANTATION, IMMUNOLOGY, BIOENGINEERING AND DEVELOPMENTAL BIOLOGY ALL ARE FOCUSED ON MAKING DISCOVERIES IN STEM CELL RESEARCH AND QUICKLY TRANSLATING THEM INTO PRECLINICAL APPLICATIONS, INNOVATIVE THERAPIES AND TREATMENTS F THE MUNGER GRADUATE RESIDENCE IS A FIVE-BUILDING HOUSING COMPLEX FOR 600 STANFORD LAW AND OTHER GRADUATE STUDENTS IT IS A SIGNIFICANT INVESTMENT BY STANFORD IN MITIGATING TRAFFIC AND OTHER ENVIRONMENTAL CONCERNS AS IT GREATLY REDUCES THE NUMBER OF PEOPLE DRIVING TO CAMPUS DAILY G THE WILLIAM H NEUKOM BUILDING, WHICH HOUSES THE CLINICS OF THE STANFORD LAW SCHOOL, OPENED IN 2011 AND WAS BUILT TO SATISFY THE EQUIVALENT OF A LEED GOLD CERTIFICATION FOR SUSTAINABILITY THE BUILDING USES 30 PERCENT LESS ENERGY THAN REQUIRED BY CODE THE BUILDING HOUSES THE MILLS LEGAL CLINIC, WHICH INCLUDES 12 CLINICS THAT TEACH THROUGH EXPERIENTIAL EDUCATION LAW STUDENTS LEARN THE PRACTICE OF LAW BY REPRESENTING, FOR INSTANCE, LOW-INCOME OR INDIGENT PEOPLE IN CIVIL AND CRIMINAL LITIGATIONS, AND BY PROVIDING LEGAL COUNSEL ON ENVIRONMENTAL ISSUES, HUMAN RIGHTS, NONPROFIT CORPORATE GOVERNANCE, EDUCATION, AND RELIGIOUS FREEDOM FORM 990, SCHEDULE K, PART I, COLUMN C CUSIP NUMBER CEFA TAX EXEMPT COMMERCIAL PAPER ("TECP") DATED 5/22/08 WAS ASSIGNED A UNIQUE BLOCK OF 900 CUSIP NUMBERS UPON ISSUANCE A NEW CUSIP NUMBER IS ASSIGNED TO EACH TRANCHE OF TECP THAT IS ISSUED THE CUSIP NUMBER LISTED IS THE FIRST CUSIP NUMBER IN THE SERIES AND WAS ASSIGNED AT THE ORIGINAL ISSUANCE DATE, 5/22/08 FORM 990, SCHEDULE K, PART I, COLUMN F DESCRIPTION OF PURPOSE FOR TAX-EXEMPT BONDS A CALIFORNIA EDUCATIONAL FACILITIES AUTHORITY CP - CAPITAL EXPENDITURES FOR EDUCATIONAL FACILITIES REFUND PRIOR COMMERCIAL PAPER NOTES ISSUED 5/2/2008 AND 3/24/2008 THAT WERE PART OF THE SAME PROGRAM COSTS OF ISSUANCE B CALIFORNIA EDUCATIONAL FACILITIES AUTHORITY S - CAPITAL EXPENDITURES FOR EDUCATIONAL FACILITIES REFUND CEFA SERIES L-8 ISSUED 10/30/2000, REFUND CEFA SERIES L-9 ISSUED 10/31/2001, REFUND CEFA TAX EXEMPT COMMERCIAL PAPER REVENUE NOTES ISSUED 3/18/03 Conversion of Series S bonds on May 15, 2013 from variable rate to fixed rate and cancellation of \$9,790,000 aggregate principal amount of the Bonds COSTS OF ISSUANCE C CALIFORNIA EDUCATIONAL FACILITIES AUTHORITY T-1 AND T-3 - CAPITAL EXPENDITURES FOR EDUCATIONAL FACILITIES, CAPITAL EQUIPMENT, LAND IMPROVEMENTS, UTILITIES AND SYSTEMS REFUND CEFA TAX EXEMPT COMMERCIAL PAPER NOTES ISSUED ON VARIOUS DATES COSTS OF ISSUANCE D CALIFORNIA EDUCATIONAL FACILITIES AUTHORITY T-4 - REFUND PRIOR COMMERCIAL PAPER NOTES ISSUED ON OR ABOUT MARCH 3, 2008 AND MARCH 6, 2008 COSTS OF ISSUANCE E CALIFORNIA EDUCATIONAL FACILITIES AUTHORITY T-5 - REFUND \$59,180,000 OF CEFA SERIES P REVENUE BONDS - ISSUED MARCH 30, 1999 F CALIFORNIA EDUCATIONAL FACILITES AUTHORITY U-1 - CAPITAL EXPENDITURES FOR EDUCATIONAL FACILITIES, CAPITAL EQUIPMENT, LAND IMPROVEMENTS, UTILITIES, AND SYSTEMS REFUND CEFA TAX EXEMPT COMMERCIAL PAPER NOTES ISSUED ON VARIOUS DATES COSTS OF ISSUANCE G CALIFORNIA EDUCATIONAL FACILITIES AUTHORITY U-2 - REFUND TAXABLE COMMERCIAL PAPER NOTES ISSUED ON VARIOUS DATES THAT WERE USED TO REFUND CEFA SERIES Q ISSUED ON 5/3/2001 COSTS OF ISSUANCE H CALIFORNIA EDUCATIONAL FACILITIES AUTHORITY U-3 - CAPITAL EXPENDITURES FOR EDUCATIONAL FACILITIES, CAPITAL EQUIPMENT, LAND IMPROVEMENTS, UTILITIES AND SYSTEMS REFUND CEFA TAX EXEMPT COMMERCIAL PAPER NOTES ISSUED ON VARIOUS DATES COSTS OF ISSUANCE I CALIFORNIA EDUCATIONAL FACILITIES AUTHORITY U-4 - ADVANCE REFUND CEFA SERIES P BONDS ISSUED ON 3/30/1999 COSTS OF ISSUANCE FORM 990, SCHEDULE K, PART II COMMERCIAL PAPER DEBT FOR CEFA CP, PART II, LINE 3 IS THE MAXIMUM AMOUNT OF COMMERCIAL PAPER THAT IS AUTHORIZED UNDER THAT ISSUE AT AUGUST 31, 2013, COMMERCIAL PAPER DEBT OUTSTANDING WAS \$70,218,341 ADDITIONAL AMOUNTS SPENT REPRESENT INVESTMENT EARNINGS FORM 990, SCHEDULE K, PART II, LINE 3 TOTAL PROCEEDS THE DIFFERENCE BETWEEN LINE 3 AND SCHEDULE K, PART I, COLUMN (E) AMOUNTS REPRESENTS INVESTMENT EARNINGS FORM 990, SCHEDULE K, PART III REFINANCING CEFA SERIES T-4, T-5, U-2, AND U-4 PROCEEDS WERE USED TO REFINANCE DEBT ISSUED PRIOR TO JANUARY 1, 2003 ACCORDINGLY, PART III IS NOT COMPLETED FOR THESE ISSUES FORM 990, SCHEDULE K, PART III, LINES 4-5 PRIVATE BUSINESS USE STANFORD UNIVERSITY FINANCES ITS FACILITIES WITH A COMBINATION OF TAX-EXEMPT DEBT, TAXABLE DEBT, GIFTS AND OTHER UNIVERSITY FUNDS OCCASIONALLY, SOME OF THESE FACILITIES WILL HOUSE ACTIVITIES THAT MAY CONSTITUTE "PRIVATE BUSINESS USE", AS DEFINED IN IRC SECTION 141 FOR INSTANCE, STANFORD MAY RENT A SMALL PORTION OF A FACILITY TO A FOR-PROFIT OPERATOR OF CAFETERIAS (PRIMARILY FOR THE CONVENIENCE OF FACULTY, STAFF, STUDENTS AND THEIR GUESTS) IN OTHER SITUATIONS, STANFORD MAY RECEIVE A GENEROUS CORPORATE GIFT TO FUND A PORTION OF A BUILDING AND MAY CHOOSE TO ACKNOWLEDGE SUCH GENEROSITY BY NAMING A CLASSROOM, LIBRARY OR AUDITORIUM IN HONOR OF THE CORPORATE DONOR IN SUCH CASES, STANFORD ELECTS THE "UNDIVIDED PORTION ALLOCATION METHOD" DESCRIBED IN PROPOSED TREASURY REGULATION SECTION 1.141-D(6), AND THUS ALLOCATES SUCH "PRIVATE BUSINESS USE" FIRST TO THAT PORTION OF THE FACILITY FUNDED BY TAXABLE DEBT, GIFTS OR OTHER UNIVERSITY FUNDS ACCORDINGLY, STANFORD REPORTS 0% AS THE PERCENTAGE OF FINANCED PROPERTY USED IN PRIVATE BUSINESS USE (PART III, QUESTION 4) IN ADDITION TO THE CONSTRUCTION COST OF BUILDINGS, TAX-EXEMPT DEBT ALSO FUNDED A SIGNIFICANT PORTION OF THE UNIVERSITY'S INFRASTRUCTURE, INCLUDING ROADS AND UNDERGROUND UTILITIES THE PORTION OF THE FUNDING OF THESE IMPROVEMENTS BY SOURCES OTHER THAN TAX-EXEMPT DEBT AS A PERCENTAGE OF TOTAL FUNDING WAS WELL IN EXCESS OF THE MEASURED AMOUNT OF PRIVATE BUSINESS USE TO TOTAL USE ACCORDINGLY, THE AMOUNTS REPORTED ON PART III, LINES 4 AND 5, FOR THE PERCENTAGE OF FINANCED PROPERTY USED IN PRIVATE BUSINESS USE BY OTHER ENTITIES AND AS A RESULT OF AN UNRELATED TRADE OR BUSINESS ACTIVITY, RESPECTIVELY, ARE ZERO



Schedule K  
(Form 990)

Department of the Treasury  
Internal Revenue Service

Supplemental Information on Tax Exempt Bonds

▶ Complete if the organization answered "Yes" to Form 990, Part IV, line 24a. Provide descriptions, explanations, and any additional information in Part VI.  
▶ Attach to Form 990. ▶ See separate instructions.

OMB No 1545-0047

2012

Open to Public Inspection

Name of the organization  
STANFORD UNIVERSITY BOARD OF TRUSTEES  
OF THE LELAND STANFORD JUNIOR UNIVERSITY

Employer identification number  
94-1156365

Part I

Bond Issues

(a) Issuer name	(b) Issuer EIN	(c) CUSIP #	(d) Date issued	(e) Issue price	(f) Description of purpose	(g) Defeased		(h) On behalf of issuer		(i) Pool financing	
						Yes	No	Yes	No	Yes	No
A CALIFORNIA EDUCATIONAL FACILITIES AUTHORITY T-5	52-1705592	130178TQ9	08-04-2009	59,147,724	SEE SCHEDULE O		X		X		X
B CALIFORNIA EDUCATIONAL FACILITIES AUTHORITY U-1	52-1705592	130178VU7	05-06-2010	251,631,228	SEE SCHEDULE O		X		X		X
C CALIFORNIA EDUCATIONAL FACILITIES AUTHORITY U-2	52-1705592	130178M86	04-17-2012	99,193,766	SEE SCHEDULE O		X		X		X
D CALIFORNIA EDUCATIONAL FACILITIES SERIES U-3	52-1705592	130178X76	05-15-2013	351,795,122	SEE SCHEDULE O		X		X		X

Part II

Proceeds

		A		B		C		D	
1	Amount of bonds retired		0		0		0		0
2	Amount of bonds legally defeased		0		0		0		0
3	Total proceeds of issue		59,148,032		251,876,963		99,194,467		351,797,017
4	Gross proceeds in reserve funds		0		0		0		0
5	Capitalized interest from proceeds		0		1,309,386		0		738,631
6	Proceeds in refunding escrows		0		0		0		0
7	Issuance costs from proceeds		1,644		1,631,228		572,646		1,249,349
8	Credit enhancement from proceeds		0		0		0		0
9	Working capital expenditures from proceeds		0		0		0		0
10	Capital expenditures from proceeds		0		112,490,614		0		179,204,281
11	Other spent proceeds		59,146,388		136,445,735		98,621,821		5,735,422
12	Other unspent proceeds		0		0		0		164,869,334
13	Year of substantial completion		2003		2012		2003		2013
14	Were the bonds issued as part of a current refunding issue?	Yes	No	Yes	No	Yes	No	Yes	No
			X	X		X		X	
15	Were the bonds issued as part of an advance refunding issue?	X			X		X		X
16	Has the final allocation of proceeds been made?	X		X		X			X
17	Does the organization maintain adequate books and records to support the final allocation of proceeds?	X		X		X		X	

Part III

Private Business Use

		A		B		C		D	
		Yes	No	Yes	No	Yes	No	Yes	No
1	Was the organization a partner in a partnership, or a member of an LLC, which owned property financed by tax-exempt bonds?		X		X				X
2	Are there any lease arrangements that may result in private business use of bond-financed property?	X		X				X	

Part III Private Business Use (Continued)

		A		B		C		D	
		Yes	No	Yes	No	Yes	No	Yes	No
3a	Are there any management or service contracts that may result in private business use of bond-financed property?		X		X				X
b	If "Yes" to line 3a, does the organization routinely engage bond counsel or other outside counsel to review any management or service contracts relating to the financed property?								
c	Are there any research agreements that may result in private business use of bond-financed property?	X		X				X	
d	If "Yes" to line 3c, does the organization routinely engage bond counsel or other outside counsel to review any research agreements relating to the financed property?	X		X				X	
4	Enter the percentage of financed property used in a private business use by entities other than a section 501(c)(3) organization or a state or local government	0%		0%		0%		0%	
5	Enter the percentage of financed property used in a private business use as a result of unrelated trade or business activity carried on by your organization, another section 501(c)(3) organization, or a state or local government	%		%		%		%	
6	Total of lines 4 and 5	%		%		%		%	
7	Does the bond issue meet the private security or payment test?		X		X				X
8a	Has there been a sale or disposition of any of the bond financed property to a nongovernmental person other than a 501(c)(3) organization since the bonds were issued?		X		X				X
b	If "Yes" to line 8a, enter the percentage of bond-financed property sold or disposed of	%		%		%		%	
c	If "Yes" to line 8a, was any remedial action taken pursuant to Regulations sections 1.141-12 and 1.145-2?		X		X				X
9	Has the organization established written procedures to ensure that all nonqualified bonds of the issue are remediated in accordance with the requirements under Regulations sections 1.141-12 and 1.145-2?	X		X				X	

Part IV Arbitrage

		A		B		C		D	
		Yes	No	Yes	No	Yes	No	Yes	No
1	Has the issuer filed Form 8038-T?		X		X		X		X
2	If "No" to line 1, did the following apply?								
a	Rebate not due yet?		X		X		X	X	
b	Exception to rebate?	X			X	X			X
c	No rebate due?		X	X			X		X
If you checked "No rebate due" in line 2c, provide in Part VI the date the rebate computation was performed									
3	Is the bond issue a variable rate issue?		X		X		X		X
4a	Has the organization or the governmental issuer entered into a qualified hedge with respect to the bond issue?		X		X		X		X
b	Name of provider	0		0		0			
c	Term of hedge								
d	Was the hedge superintegrated?								
e	Was a hedge terminated?								

Part IV

Arbitrage (Continued)

		A		B		C		D	
		Yes	No	Yes	No	Yes	No	Yes	No
5a	Were gross proceeds invested in a guaranteed investment contract (GIC)?		X		X		X		X
b	Name of provider	0		0		0		0	
c	Term of GIC								
d	Was the regulatory safe harbor for establishing the fair market value of the GIC satisfied?								
6	Were any gross proceeds invested beyond an available temporary period?		X		X		X		X
7	Has the organization established written procedures to monitor the requirements of section 148?	X		X		X		X	

Part V

Procedures To Undertake Corrective Action

		A		B		C		D	
		Yes	No	Yes	No	Yes	No	Yes	No
1	Has the organization established written procedures to ensure that violations of federal tax requirements are timely identified and corrected through the voluntary closing agreement program if self-remediation is not available under applicable regulations?	X		X		X		X	

Part VI

Supplemental Information. Complete this part to provide additional information for responses to questions on Schedule K (see instructions).

Identifier	Return Reference	Explanation
------------	------------------	-------------

Schedule K  
(Form 990)

Department of the Treasury  
Internal Revenue Service

Supplemental Information on Tax Exempt Bonds

▶ Complete if the organization answered "Yes" to Form 990, Part IV, line 24a. Provide descriptions, explanations, and any additional information in Part VI.  
▶ Attach to Form 990. ▶ See separate instructions.

OMB No 1545-0047

2012

Open to Public Inspection

Name of the organization  
STANFORD UNIVERSITY BOARD OF TRUSTEES  
OF THE LELAND STANFORD JUNIOR UNIVERSITY

Employer identification number  
94-1156365

Part I Bond Issues

(a) Issuer name	(b) Issuer EIN	(c) CUSIP #	(d) Date issued	(e) Issue price	(f) Description of purpose	(g) Defeased		(h) On behalf of issuer		(i) Pool financing	
						Yes	No	Yes	No	Yes	No
A CALIFORNIA EDUCATIONAL FACILITIES SERIES U-4	52-1705592	130178X84	05-15-2013	52,773,978	SEE SCHEDULE O		X		X		X

Part II Proceeds

		A		B		C		D	
1	Amount of bonds retired	0							
2	Amount of bonds legally defeased	0							
3	Total proceeds of issue	52,773,988							
4	Gross proceeds in reserve funds	0							
5	Capitalized interest from proceeds	0							
6	Proceeds in refunding escrows	52,582,697							
7	Issuance costs from proceeds	191,291							
8	Credit enhancement from proceeds	0							
9	Working capital expenditures from proceeds	0							
10	Capital expenditures from proceeds	0							
11	Other spent proceeds	0							
12	Other unspent proceeds	0							
13	Year of substantial completion	2003							
		Yes	No	Yes	No	Yes	No	Yes	No
14	Were the bonds issued as part of a current refunding issue?		X						
15	Were the bonds issued as part of an advance refunding issue?	X							
16	Has the final allocation of proceeds been made?	X							
17	Does the organization maintain adequate books and records to support the final allocation of proceeds?	X							

Part III Private Business Use

		A		B		C		D	
		Yes	No	Yes	No	Yes	No	Yes	No
1	Was the organization a partner in a partnership, or a member of an LLC, which owned property financed by tax-exempt bonds?								
2	Are there any lease arrangements that may result in private business use of bond-financed property?								

Part III

Private Business Use (Continued)

		A		B		C		D	
		Yes	No	Yes	No	Yes	No	Yes	No
3a	Are there any management or service contracts that may result in private business use of bond-financed property?								
b	If "Yes" to line 3a, does the organization routinely engage bond counsel or other outside counsel to review any management or service contracts relating to the financed property?								
c	Are there any research agreements that may result in private business use of bond-financed property?								
d	If "Yes" to line 3c, does the organization routinely engage bond counsel or other outside counsel to review any research agreements relating to the financed property?								
4	Enter the percentage of financed property used in a private business use by entities other than a section 501(c)(3) organization or a state or local government	0 %		%		%		%	
5	Enter the percentage of financed property used in a private business use as a result of unrelated trade or business activity carried on by your organization, another section 501(c)(3) organization, or a state or local government	%		%		%		%	
6	Total of lines 4 and 5	%		%		%		%	
7	Does the bond issue meet the private security or payment test?								
8a	Has there been a sale or disposition of any of the bond financed property to a nongovernmental person other than a 501(c)(3) organization since the bonds were issued?								
b	If "Yes" to line 8a, enter the percentage of bond-financed property sold or disposed of	%		%		%		%	
c	If "Yes" to line 8a, was any remedial action taken pursuant to Regulations sections 1.141-12 and 1.145-2?								
9	Has the organization established written procedures to ensure that all nonqualified bonds of the issue are remediated in accordance with the requirements under Regulations sections 1.141-12 and 1.145-2?								

Part IV

Arbitrage

		A		B		C		D	
		Yes	No	Yes	No	Yes	No	Yes	No
1	Has the issuer filed Form 8038-T?		X						
2	If "No" to line 1, did the following apply?								
a	Rebate not due yet?	X							
b	Exception to rebate?		X						
c	No rebate due?		X						
	If you checked "No rebate due" in line 2c, provide in Part VI the date the rebate computation was performed								
3	Is the bond issue a variable rate issue?		X						
4a	Has the organization or the governmental issuer entered into a qualified hedge with respect to the bond issue?		X						
b	Name of provider	0							
c	Term of hedge								
d	Was the hedge superintegrated?								
e	Was a hedge terminated?								

Part IV

Arbitrage (Continued)

		A		B		C		D	
		Yes	No	Yes	No	Yes	No	Yes	No
5a	Were gross proceeds invested in a guaranteed investment contract (GIC)?		X						
b	Name of provider	0							
c	Term of GIC								
d	Was the regulatory safe harbor for establishing the fair market value of the GIC satisfied?								
6	Were any gross proceeds invested beyond an available temporary period?		X						
7	Has the organization established written procedures to monitor the requirements of section 148?	X							

Part V

Procedures To Undertake Corrective Action

		A		B		C		D	
		Yes	No	Yes	No	Yes	No	Yes	No
1	Has the organization established written procedures to ensure that violations of federal tax requirements are timely identified and corrected through the voluntary closing agreement program if self-remediation is not available under applicable regulations?	X							

Part VI

Supplemental Information. Complete this part to provide additional information for responses to questions on Schedule K (see instructions).

Identifier	Return Reference	Explanation
BOND ISSUANCE COSTS (BIC) AS A PERCENTAGE OF THE TOTAL PROCEEDS BY	0	BOND ISSUANCE COSTS (BIC) AS A PERCENTAGE OF THE TOTAL PROCEEDS BY BOND ISSUE ARE ISSUE BIC% CEFA CP 0 0000% CEFA SERIES S 0 5476% CEFA SERIES T-1 0 4314% CEFA SERIES T-4 0 5048% CEFA SERIES T-5 0 0028% CEFA SERIES U-1 0 6483% CEFA SERIES U-2 0 5773% CEFA SERIES U-3 0 3551% CEFA SERIES U-4 0 3625% FORM 990, SCHEDULE K, PART IV FORM 8038-T DURING THE PERIODS SINCE THESE BONDS WERE ISSUED, THE INTEREST COST ON THE BONDS HAS EXCEEDED THE INVESTMENT RETURN ON ANY UNSPENT PROCEEDS ACCORDINGLY, NO FORM 8038-T HAS BEEN ISSUED FORM 990, SCHEDULE K, PART IV, LINE 2(C) REBATE CALCULATIONS B CALIFORNIA EDUCATIONAL FACILITIES AUTHORITY S HAD A REBATE CALCULATION PERFORMED ON DECEMBER 3, 2007 C CALIFORNIA EDUCATIONAL FACILITIES AUTHORITY T-1 AND T-3 HAD A REBATE CALCULATION PERFORMED ON JULY 21, 2010 D CALIFORNIA EDUCATIONAL FACILITIES AUTHORITY T-4 HAD A REBATE CALCULATION PERFORMED ON JULY 21, 2010 F CALIFORNIA EDUCATIONAL FACILITIES AUTHORITY U-1 HAD A REBATE CALCULATION PERFORMED ON JUNE 21, 2013

Schedule L  
(Form 990 or 990-EZ)

Transactions with Interested Persons  
▶ Complete if the organization answered  
"Yes" on Form 990, Part IV, lines 25a, 25b, 26, 27, 28a, 28b, or 28c,  
or Form 990-EZ, Part V, line 38a or 40b.  
▶ Attach to Form 990 or Form 990-EZ. ▶ See separate instructions.

OMB No 1545-0047  
**2012**  
Open to Public Inspection

Name of the organization  
STANFORD UNIVERSITY BOARD OF TRUSTEES  
OF THE LELAND STANFORD JUNIOR UNIVERSITY

Employer identification number  
  
94-1156365

Part I Excess Benefit Transactions (section 501(c)(3) and section 501(c)(4) organizations only).

Complete if the organization answered "Yes" on Form 990, Part IV, line 25a or 25b, or Form 990-EZ, Part V, line 40b

1	(a) Name of disqualified person	(b) Relationship between disqualified person and organization	(c) Description of transaction	(d) Corrected?	
				Yes	No

2 Enter the amount of tax incurred by organization managers or disqualified persons during the year under section 4958 . . . . . ▶ \$

3 Enter the amount of tax, if any, on line 2, above, reimbursed by the organization . . . . . ▶ \$

Part II Loans to and/or From Interested Persons.

Complete if the organization answered "Yes" on Form 990-EZ, Part V, line 38a, or Form 990, Part IV, line 26, or if the organization reported an amount on Form 990, Part X, line 5, 6, or 22

(a) Name of interested person	(b) Relationship with organization	(c) Purpose of loan	(d) Loan to or from the organization?		(e) Original principal amount	(f) Balance due	(g) In default?		(h) Approved by board or committee?		(i) Written agreement?	
			To	From			Yes	No	Yes	No	Yes	No
(1) PHILIP PIZZO	KEY EMPLOYEE	HOUSING		X	1,211,800	1,165,843		No	Yes		Yes	
(2) PHILIP PIZZO	KEY EMPLOYEE	HOUSING		X	1,500,000	1,500,000		No	Yes		Yes	
(3) RICHARD SALLER	KEY EMPLOYEE	HOUSING		X	300,000	300,000		No	Yes		Yes	
(4) RICHARD SALLER	KEY EMPLOYEE	HOUSING		X	300,000	120,000		No	Yes		Yes	
(5) RICHARD SALLER	KEY EMPLOYEE	HOUSING		X	25,000	25,000		No	Yes		Yes	
(6) THOMAS KRUMMEL	HIGHEST COMP	HOUSING		X	500,000	500,000		No	Yes		Yes	
(7) MARTIN SHELL	OFFICER	HOUSING		X	1,000,000	950,000		No	Yes		Yes	
Total			▶ \$		4,560,843							

Part III Grants or Assistance Benefitting Interested Persons.

Complete if the organization answered "Yes" on Form 990, Part IV, line 27.

(a) Name of interested person	(b) Relationship between interested person and the organization	(c) Amount of assistance	(d) Type of assistance	(e) Purpose of assistance
(1) SEE SCH O- COI DISCL		0		

**Part IV Business Transactions Involving Interested Persons.**

Complete if the organization answered "Yes" on Form 990, Part IV, line 28a, 28b, or 28c.

(a) Name of interested person	(b) Relationship between interested person and the organization	(c) Amount of transaction	(d) Description of transaction	(e) Sharing of organization's revenues?	
				Yes	No
(1) SEE SCHEDULE O					

**Part V Supplemental Information**

Complete this part to provide additional information for responses to questions on Schedule L (see instructions)

Identifier	Return Reference	Explanation
PLEASE SEE SCHEDULE O FOR A COMPLETE DISCLOSURE OF THE UNIVERSITY'S		CONFLICT OF INTEREST POLICIES AND DISCLOSURES OF TRANSACTIONS WITH INTERESTED PERSONS



Additional Data

Software ID:

Software Version:

EIN: 94-1156365

Name: STANFORD UNIVERSITY BOARD OF TRUSTEES  
OF THE LELAND STANFORD JUNIOR UNIVERSITY

Form 990, Schedule L, Part II - Loans to and from Interested Persons

(a) Name of interested person and purpose	(b) Loan to or from the organization?		(c)Original principal amount	(d)Balance due	(e) In default?		(f) Approved by board or committee?		(g)Written agreement?	
	To	From			Yes	No	Yes	No	Yes	No
(1) PHILIP PIZZO HOUSING		X	1,211,800	1,165,843		No	Yes		Yes	
(2) PHILIP PIZZO HOUSING		X	1,500,000	1,500,000		No	Yes		Yes	
(3) RICHARD SALLER HOUSING		X	300,000	300,000		No	Yes		Yes	
(4) RICHARD SALLER HOUSING		X	300,000	120,000		No	Yes		Yes	
(5) RICHARD SALLER HOUSING		X	25,000	25,000		No	Yes		Yes	
(6) THOMAS KRUMMEL HOUSING		X	500,000	500,000		No	Yes		Yes	
(7) MARTIN SHELL HOUSING		X	1,000,000	950,000		No	Yes		Yes	

SCHEDULE M  
(Form 990)

Noncash Contributions

OMB No 1545-0047

2012

Open to Public Inspection

Department of the Treasury  
Internal Revenue Service

►Complete if the organizations answered "Yes" on Form 990, Part IV, lines 29 or 30.  
► Attach to Form 990.

Name of the organization  
STANFORD UNIVERSITY BOARD OF TRUSTEES  
OF THE LELAND STANFORD JUNIOR UNIVERSITY

Employer identification number  
94-1156365

Part I

Types of Property

	(a) Check if applicable	(b) Number of contributions or items contributed	(c) Noncash contribution amounts reported on Form 990, Part VIII, line 1g	(d) Method of determining noncash contribution amounts
1 Art—Works of art . . . . .	X	77	0	N/A
2 Art—Historical treasures . . . . .				
3 Art—Fractional interests . . . . .				
4 Books and publications . . . . .				
5 Clothing and household goods . . . . .				
6 Cars and other vehicles . . . . .				
7 Boats and planes . . . . .				
8 Intellectual property . . . . .				
9 Securities—Publicly traded . . . . .	X	1,682	171,196,468	FAIR MARKET VALUE
10 Securities—Closely held stock . . . . .	X	24	34,029,724	FAIR VALUE
11 Securities—Partnership, LLC, or trust interests . . . . .	X	3	1,269,648	FAIR VALUE
12 Securities—Miscellaneous . . . . .				
13 Qualified conservation contribution—Historic structures . . . . .				
14 Qualified conservation contribution—Other . . . . .				
15 Real estate—Residential . . . . .	X	11	12,798,380	APPRAISAL
16 Real estate—Commercial . . . . .	X	3	13,118,188	APPRAISAL
17 Real estate—Other . . . . .				
18 Collectibles . . . . .				
19 Food inventory . . . . .				
20 Drugs and medical supplies . . . . .				
21 Taxidermy . . . . .				
22 Historical artifacts . . . . .				
23 Scientific specimens . . . . .				
24 Archeological artifacts . . . . .				
25 Other ► ( HORSES ) . . . . .	X	2	0	N/A
26 Other ► ( EQUIPMENT ) . . . . .	X	11	3,271,024	FAIR MARKET VALUE
27 Other ► ( ) . . . . .				
28 Other ► ( ) . . . . .				

29 Number of Forms 8283 received by the organization during the tax year for contributions for which the organization completed Form 8283, Part IV, Donee Acknowledgement . . . . .

29

26

	Yes	No
30a During the year, did the organization receive by contribution any property reported in Part I, lines 1-28 that it must hold for at least three years from the date of the initial contribution, and which is not required to be used for exempt purposes for the entire holding period? . . . . .		No
b If "Yes," describe the arrangement in Part II		
31 Does the organization have a gift acceptance policy that requires the review of any non-standard contributions?	Yes	
32a Does the organization hire or use third parties or related organizations to solicit, process, or sell noncash contributions? . . . . .		No
b If "Yes," describe in Part II		
33 If the organization did not report an amount in column (c) for a type of property for which column (a) is checked, describe in Part II		

Part II

Supplemental Information. Complete this part to provide the information required by Part I, lines 30b, 32b, and 33, and whether the organization is reporting in Part I, column (b), the number of contributions, the number of items received, or a combination of both. Also complete this part for any additional information.

Identifier	Return Reference	Explanation
SCHEDULE M, PART I	EXPLANATIONS OF REPORTING METHOD FOR NUMBER OF CONTRIBUTIONS	PART I, LINE 33 NON-CASH CONTRIBUTIONS - GENERAL EXPLANATION STANFORD DOES NOT INCLUDE IN GIFT REVENUE TOTALS THE FOLLOWING TYPES OF NON-CASH CONTRIBUTIONS - ART - HORSES IN MANY CASES, VALUES OF SUCH ITEMS ARE DIFFICULT AND EXPENSIVE TO ASCERTAIN AND CONFIRM FOR FINANCIAL STATEMENT PURPOSES AND THEREFORE ARE EXCLUDED FROM THE FINANCIAL STATEMENTS ART - WORKS OF ART IN COLUMN B, STANFORD IS REPORTING THE NUMBER OF CONTRIBUTIONS

SCHEDULE O

(Form 990 or 990-EZ)

Department of the Treasury

Internal Revenue Service

Supplemental Information to Form 990 or 990-EZ

Complete to provide information for responses to specific questions on  
Form 990 or to provide any additional information.  
▶ Attach to Form 990 or 990-EZ.

OMB No 1545-0047

2012

Open to Public Inspection

Name of the organization STANFORD UNIVERSITY BOARD OF TRUSTEES OF THE LELAND STANFORD JUNIOR UNIVERSITY	Employer identification number  94-1156365
---	--

Identifier	Return Reference	Explanation
INDEX OF RESPONSES APPEARING IN SCHEDULE O		Form Reference Description ===== FORM 990, PAGE 1, LINE K FORM OF ORGANIZATION Form 990, Parts I and III, Line 1 Organization's Mission Form 990, Part I, Line 6 Volunteers Form 990, Part III, Line 4a-d Statement of Program Accomplishments Form 990, Part IV, Line 12A-12B How the Financial Statements were Audited Form 990, Part V, Line 4b Countries of Foreign Bank Accounts Form 990, Part VI, Section A, Line 2, Section B, Line 12c, and Schedule L, Part IV CONFLICT OF INTEREST FORM 990, PART VI, SECTION B, LINE 11A&B PREPARATION AND REVIEW OF THE FORM 990 Form 990, Part VI, Section B, Line 15 Compensation Determination Form 990, Part VI, Section C, Line 19 How Stanford Makes Its Governing Documents Available to the Public FORM 990, PART VII, SECTION A, COLUMN B HOURS FOR RELATED ORGANIZATIONS FORM 990, PART VII, SECTION B INDEPENDENT CONTRACTORS FORM 990, PART XI, LINE 9 OTHER CHANGES IN NET ASSETS OF FUND BALANCES SCHEDULE L, PART II LOANS TO/FROM INTERESTED PERSONS FORM 990, PAGE 1, LINE K FORM OF ORGANIZATION THE LELAND STANFORD JUNIOR UNIVERSITY WAS FOUNDED BY SENATOR AND MRS LELAND STANFORD ON NOVEMBER 11, 1885, IN MEMORY OF THEIR ONLY CHILD, LELAND, JR THE FOUNDING WAS ACCOMPLISHED BY A GRANT OF ENDOWMENT, KNOWN AS THE FOUNDING GRANT, WHICH CONVEYED IN TRUST TO A BOARD OF TRUSTEES CERTAIN PROPERTIES, DIRECTED THAT A UNIVERSITY BE ESTABLISHED AND OUTLINED THE OBJECTIVES AND GOVERNMENT OF THE UNIVERSITY SUBSEQUENT LEGISLATION IN THE STATE OF CALIFORNIA GRANTED THE UNIVERSITY CORPORATE POWERS EFFECTIVE 1901 ACCORDINGLY, STANFORD HAS ELECTED TO BE TREATED AS A CORPORATION FOR THE PURPOSES OF THE ADMINISTRATION OF FEDERAL AND STATE INCOME TAX LAW Form 990, Parts I and III, Line 1 Organization's Mission - CONTINUED FROM PART I, LINE 1 & PART III, LINE 1 STANFORD IS INTERNATIONALLY RECOGNIZED FOR THE QUALITY OF ITS TEACHING AND RESEARCH, ITS DISTINGUISHED FACULTY, AND ITS OUTSTANDING STUDENT BODY IN THE YEARS SINCE ITS FOUNDING IN 1885, STANFORD HAS GROWN TO OVER 1900 FACULTY MEMBERS AND AN ENROLLMENT OF APPROXIMATELY 7000 UNDERGRADUATE AND 8900 GRADUATE STUDENTS THE OBJECTIVE AND PURPOSES OF STANFORD UNIVERSITY, JANE AND LELAND STANFORD WROTE IN THEIR FOUNDING GRANT IN 1885, ARE "TO QUALIFY ITS STUDENTS FOR PERSONAL SUCCESS, AND DIRECT USEFULNESS IN LIFE, TO PROMOTE THE PUBLIC WELFARE BY EXERCISING AN INFLUENCE IN BEHALF OF HUMANITY AND CIVILIZATION, TEACHING THE BLESSINGS OF LIBERTY REGULATED BY LAW, AND INCULCATING LOVE AND REVERENCE FOR THE GREAT PRINCIPLES OF GOVERNMENT AS DERIVED FROM THE INALIENABLE RIGHTS OF MAN TO LIFE, LIBERTY, AND THE PURSUIT OF HAPPINESS " FORM 990, PART I, LINE 6 VOLUNTEERS THERE ARE THOUSANDS OF ALUMNI AND FRIENDS OF STANFORD UNIVERSITY WHO VOLUNTEERED THEIR SERVICES TO STANFORD OVER THE COURSE OF THE YEAR EXAMPLES OF THE WIDE SPECTRUM OF VOLUNTEER SERVICES INCLUDE SERVING AS A MEMBER OF THE BOARD OF TRUSTEES OF THE UNIVERSITY, SERVING ON A FUNDRAISING COMMITTEE, AND SERVING ON AN ADVISORY BOARD OF AN INSTITUTE

Identifier	Return Reference	Explanation
FORM 990, PART III, LINE 4A	STATEMENT OF PROGRAM SERVICE ACCOMPLISHMENTS, CONTINUED FROM PAGE 3	(EXPENSES \$1,400,572,930 INCLUDING GRANTS OF \$46,731,959, REVENUE \$740,193,516) INSTRUCTIO N AND DEPARTMENTAL RESEARCH INCLUDES THE SALARIES, FRINGE BENEFITS AND SUPPLIES NECESSARY TO TEACH 15,877 STUDENTS, INCLUDING 6,980 UNDERGRADUATE AND 8,897 GRADUATE AND PROFESSION AL SCHOOL STUDENTS STANFORD'S 1,995-PERSON FACULTY INCLUDES 19 NOBEL PRIZE WINNERS AND FI VE PULITZER PRIZE WINNERS STANFORD HAS SEVEN SCHOOLS BUSINESS, EARTH SCIENCES, EDUCATION , ENGINEERING, HUMANITIES AND SCIENCES, LAW, AND MEDICINE UNDERGRADUATES CHOOSE AMONG 60 MAJORS AND ARE ENCOURAGED TO LEARN CRITICAL THINKING SKILLS THROUGH RESEARCH STANFORD STR IVES FOR CLOSE INTERACTION WITH FACULTY TO PREPARE STUDENTS TO BE TOMORROW'S LEADERS FORM 990, PART III, LINE 4B (EXPENSES \$1,040,951,784 INCLUDING GRANTS OF \$24,119,455, REVENUE "NON PUBLIC" ONLY \$209,079,560, A MOUNT EXCLUDES FEDERAL RESEARCH SUPPORT) ORGANIZED RESEAR CH RESEARCH IS INTEGRAL TO THE EDUCATIONAL MISSION OF STANFORD AND INVOLVES FACULTY , GRAD UATE STUDENTS, AND UNDERGRADUATES WHO SEEK NEW KNOWLEDGE IN SERVICE TO HUMANITY STANFORD FACULTY MEMBERS HAVE CONTRIBUTED TO ADVANCEMENTS IN HIGH TECHNOLOGY , INCLUDING THE CREATIO N OF DIGITAL SUBSCRIBER LINES, IDENTITY-BASED ENCRYPTION, GLOBAL POSITIONING SYSTEMS AND T HE REDUCED INSTRUCTION SET COMPUTER, AMONG OTHER DISCOVERIES, DISEASE IDENTIFICATION AND M ANAGEMENT, INCLUDING PROGRAMS USED BY MORE THAN 500 ORGANIZATIONS WORLDWIDE CONCERNED WITH CHRONIC HEALTH PROBLEMS SUCH AS ARTHRITIS AND HIV/AIDS, AND GENOME SEQUENCING, INCLUDING DISCOVERIES THAT CREATED THE FIELD OF GENETIC ENGINEERING TODAY'S STANFORD FACULTY MEMBER S ARE LEADERS IN NEUROSCIENCE, ENERGY, STEM CELL RESEARCH, NANOTECHNOLOGY, BIOENGINEERING, COMPUTING TECHNOLOGY , REFORM OF OUR NATION'S SCHOOLS AND ENVIRONMENTAL SUSTAINABILITY TH ROUGH BOTH BASIC AND APPLIED RESEARCH, STANFORD IS COMMITTED TO PROVIDING NEW KNOWLEDGE TH AT FUELS OUR NATIONAL ECONOMY AND TO TRAINING GRADUATE STUDENTS WHO WILL BECOME TOMORROW'S TEACHERS AND RESEARCHERS ENTREPRENEURIAL STANFORD FACULTY MEMBERS ARE KNOWN FOR THEIR AB ILITY TO CROSS INTERDISCIPLINARY BOUNDARIES TO CREATE TEAMS OF RESEARCHERS ABLE TO PROVIDE NEW INSIGHTS TO COMPLEX, WORLDWIDE PROBLEMS FORM 990, PART III, LINE 4C (EXPENSES \$788,9 38,480 INCLUDING GRANTS OF \$1,147,259, REVENUE \$768,483,418) UNIVERSITY AUXILIARY ACTIVITIES INCLUDES AMONG OTHERS PATIENT CARE, STUDENT RESIDENCE AND DINING (R&DE), AND INTER-COL LEGIATE ATHLETIC PROGRAMS STANFORD SCHOOL OF MEDICINE FACULTY MEMBERS ARE HEALTH-CARE PRA CTITIONERS AS WELL AS TEACHERS, COMBINING EXPERTISE HONED BY RESEARCH WITH THE MOST ADVANC ED TECHNOLOGY TO TREAT PATIENTS AT THE STANFORD HOSPITAL AND CLINICS AND THE LUCILE PACKAR D CHILDREN'S HOSPITAL STANFORD FACULTY PROVIDE APPROXIMATELY 84 PERCENT OF THE PATIENT CA RE AT STANFORD HOSPITAL AND CLINICS AND 96 PERCENT OF THE PEDIATRIC CARE AT LUCILE PACKARD CHILDREN'S HOSPITAL RESIDENTIAL & DINING ENTERPRISES (R&DE) GENERATES REVENUES PRIMARILY THROUGH STUDENT ROOM AND BOARD, CONFERENCE FEES, AND OTHER ENTERPRISES R&DE HOUSES 6,448 UNDERGRADUATE RESIDENTS (97% OF TOTAL UNDERGRADUATE STUDENTS, EXCLUDING OVERSEAS) AND 5,0 07 GRADUATE RESIDENTS (57% OF TOTAL GRADUATE STUDENTS) AND SERVES ABOUT 12,000 MEALS PER D AY (4,042 UNDERGRADUATE STUDENTS ON MEAL PLAN), WHILE PROVIDING STEWARDSHIP FOR 5 MILLION SQ FT OF PHY SICAL PLANT (OVER 1/3 OF CAMPUS) THE UNIVERSITY AND R&DE HAVE BEEN INVESTING IN THE RESIDENTIAL EDUCATION PROGRAM TO FOSTER AN ENVIRONMENT OF INTELLECTUAL, EDUCATIONAL , AND COMMUNITY-BUILDING ACTIVITIES IN STUDENT RESIDENCES FORM 990, PART III, LINE 4D OTHER PROGRAM SERVICES (EXPENSES \$580,924,072 INCLUDING GRANTS OF \$318,386,699, REVENUE \$324, 984,089) ACADEMIC SUPPORT AND PUBLIC SERVICE \$315,885,559 STUDENT FINANCIAL AID \$241,511,7 29 SLAC CONSTRUCTION AND OTHER \$23,526,784 _____ TOTAL OTHER PROGRAM SERVICE EXPE NSES \$580,924,072 ACADEMIC SUPPORT AND PUBLIC SERVICE STANFORD'S 17 MAIN AND BRANCH LIBRA RIES INCLUDE MORE THAN 9 1 MILLION VOLUMES, 2 3 MILLION AUDIOVISUAL MATERIALS, 83,000 CURR ENT SERIALS, THOUSANDS OF DIGITAL RESOURCES, AND 5 7 MILLION MICROFORM HOLDINGS SPECIAL C OLLECTIONS INCLUDE ABOUT 290,000 RARE BOOKS AND MORE THAN 59 MILLION PAGES OF MATERIALS T HE STANFORD UNIVERSITY INFORMATION TECHNOLOGY NETWORK AND INFRASTRUCTURE INCLUDES MORE THA N 150,000 COMPUTERS WITH ASSIGNED INTERNET PROTOCOL ADDRESSES MORE THAN 9 5 TERABYTES OF DATA FLOW BETWEEN SUNET AND THE INTERNET EACH DAY STUDENT SERVICES INCLUDE, AMONG OTHERS, THE DEAN OF STUDENT LIFE OFFICE, THE REGISTRAR, THE ADMISSIONS OFFICE, THE FINANCIAL AID OFFICE, AND THE OFFICE FOR RELIGIOUS LIFE STUDENT FINANCIAL AID INCLUDES MERIT AND NEED- BASED SCHOLARSHIPS AND FELLOWSHIPS SLAC CONSTRUCTION AND OTHER THE UNIVERSITY MANAGES AN D OPERATES THE SLAC NATIONAL ACCELERATOR LABORATORY FOR THE DEPARTMENT OF ENERGY ("DOE") U NDER A MANAGEMENT AND OPERATING CONTRACT REVENUES AND EXPENDITURES ARE INCLUDED IN STANFO RD'S FINANCIAL STATEMENTS, ASSETS AND LIABILITIES

Identifier	Return Reference	Explanation
FORM 990, PART III, LINE 4A	STATEMENT OF PROGRAM SERVICE ACCOMPLISHMENTS, CONTINUED FROM PAGE 3	ARE CARRIED ON DOE'S BOOKS. ACCORDINGLY, CONSTRUCTION EXPENDITURES ARE RECORDED AS EXPENDITURES HEREIN. FORM 990 PART IV, LINES 12A AND 12B HOW THE FINANCIAL STATEMENTS WERE AUDITED. STANFORD'S CONSOLIDATED FINANCIAL STATEMENTS AS OF AND FOR THE YEARS ENDED AUGUST 31, 2013 AND AUGUST 31, 2012 WERE AUDITED BY THE ACCOUNTING FIRM OF PRICEWATERHOUSECOOPERS ("PWC"). AS REQUIRED BY GENERALLY ACCEPTED ACCOUNTING PRINCIPLES, THE UNIVERSITY'S FINANCIAL STATEMENTS ARE PREPARED ON A CONSOLIDATED BASIS AND INCLUDE THE UNIVERSITY ACCOUNTS AND THOSE OF STANFORD HOSPITAL AND CLINICS AND THE LUCILE SALTER PACKARD CHILDREN'S HOSPITAL AT STANFORD ("THE HOSPITALS"). THE FINANCIAL STATEMENTS DISCLOSE SEPARATELY THE ACCOUNTS OF THE UNIVERSITY FROM THOSE OF THE HOSPITALS. UNDER SEPARATE COVER, THE HOSPITALS PROVIDE AUDITED FINANCIAL STATEMENTS OF THEIR OWN ACCOUNTS. PWC UTILIZES SEPARATE AUDIT TEAMS TO CONDUCT THE AUDIT ENGAGEMENTS OF STANFORD AND THE HOSPITALS. EACH AUDIT IS CONDUCTED BY QUALIFIED PROFESSIONAL ACCOUNTANTS WITH AUDIT PLANS DESIGNED FROM THE SEPARATE ACCOUNTS FOR THE RESPECTIVE ENTITIES, IN ACCORDANCE WITH GENERALLY ACCEPTED AUDITING STANDARDS. STANFORD'S FORM 990 REPRESENTS THE ACCOUNTS OF THE UNIVERSITY. THE HOSPITALS FILE THEIR OWN SEPARATE FORMS 990.

Identifier	Return Reference	Explanation
FORM 990, PART V, LINE 4b	COUNTRIES OF FOREIGN BANK ACCOUNTS	<p>STANFORD HAS AN INTEREST IN OR SIGNATURE AUTHORITY OVER BANK AND INVESTMENT ACCOUNTS IN THE FOLLOWING COUNTRIES AUSTRALIA AUSTRIA BELGIUM BERMUDA BRAZIL BRITISH VIRGIN ISLANDS CANADA CAYMAN ISLANDS CHANNEL ISLANDS CHILE CHINA CZECH REPUBLIC DENMARK FINLAND FRANCE GERMAN Y GHANA GIBRALTAR GREECE HONG KONG HUNGARY INDIA INDONESIA IRELAND ISLE OF MAN ISRAEL ITALY JAPAN LIECHTENSTEIN LUXEMBOURG MALAYSIA MARSHALL ISLANDS MAURITIUS MEXICO NETHERLANDS NEW ZEALAND NORWAY PHILIPPINES PORTUGAL SINGAPORE SOUTH AFRICA SOUTH KOREA SPAIN SWEDEN SWITZERLAND TAIWAN THAILAND TURKEY UNITED KINGDOM FORM 990, PART VI, SECTION A, LINE 2, SECTION B, LINE 12C, SCHEDULE L, PART III, AND SCHEDULE L, PART IV</p> <p>CONFLICT OF INTEREST MEMBERS OF THE UNIVERSITY'S BOARD OF TRUSTEES ("TRUSTEES"), OFFICERS AND FACULTY MAY, FROM TIME TO TIME, BE ASSOCIATED, EITHER DIRECTLY OR INDIRECTLY, WITH ENTITIES DOING BUSINESS WITH THE UNIVERSITY THE UNIVERSITY HAS CONFLICT OF INTEREST POLICIES THAT ARE STRICTLY ENFORCED TO ENSURE THAT ALL TRANSACTIONS WITH THESE PARTIES ARE ARM'S LENGTH, AND THERE IS NO FAVORABLE TREATMENT AS A RESULT OF THESE RELATIONSHIPS CONFLICTS OF INTEREST ARE REGULARLY MONITORED, AND APPLICABLE POLICY IS CONSISTENTLY ENFORCED UNIVERSITY-WIDE COMPLIANCE INITIATIVES INCLUDE TRAINING AND DOCUMENTATION, REQUIRED ANNUAL DISCLOSURE AND FOLLOW-UP, MANAGEMENT CONTROLS, ENTERPRISE RISK MANAGEMENT, REGULAR INTERNAL AND EXTERNAL AUDITS, WHISTLE-BLOWER PROVISIONS, SUPERVISION, AND REVIEW PERCEIVED VIOLATIONS WOULD BE INVESTIGATED AND ADDRESSED THROUGH VARIOUS SANCTIONS, INCLUDING FINANCIAL PENALTIES AND TERMINATION, DEPENDING UPON THE NATURE AND DEGREE OF THE CONFLICT FOR OFFICERS, THE UNIVERSITY REQUIRES ANNUAL DISCLOSURE OF SIGNIFICANT FINANCIAL INTERESTS IN EMPLOYMENT OR CONSULTING RELATIONSHIPS WITH ENTITIES DOING BUSINESS WITH THE UNIVERSITY THESE ANNUAL DISCLOSURES COVER BOTH OFFICERS AND THEIR IMMEDIATE FAMILY WHEN SUCH ASSOCIATIONS EXIST, MEASURES ARE TAKEN TO APPROPRIATELY MANAGE, IN THE BEST INTERESTS OF THE UNIVERSITY, ANY ACTUAL OR PERCEIVED CONFLICT FACULTY MUST COMPLY WITH THE FACULTY CONFLICT OF INTEREST POLICY, WHICH REQUIRES ANNUAL CERTIFICATION OF COMPLIANCE WITH THE POLICY AND DISCLOSURE OF INTERESTS IN OUTSIDE ENTITIES THAT ARE SPONSORS OF THEIR TEACHING OR RESEARCH OR OTHER TRANSACTIONS WITH THE UNIVERSITY IN WHICH THEY ARE INVOLVED ALL PERSONAL FINANCIAL INTERESTS RELATED TO STANFORD ACTIVITIES MUST BE REPORTED, REGARDLESS OF DOLLAR AMOUNT FOR TRUSTEES, THE UNIVERSITY HAS A WRITTEN CONFLICT OF INTEREST POLICY THAT REQUIRES, AMONG OTHER THINGS, THAT NO MEMBER OF THE BOARD OF TRUSTEES IS PERMITTED TO PARTICIPATE IN ANY DECISION RELATING TO AN ENTITY IN WHICH HE OR SHE (OR AN IMMEDIATE FAMILY MEMBER) HAS A MATERIAL FINANCIAL INTEREST THE CONFLICT OF INTEREST POLICY ALSO PRECLUDES THE UNIVERSITY FROM ENTERING INTO CERTAIN TRANSACTIONS WITH AN ENTITY IN WHICH A TRUSTEE HAS A MATERIAL FINANCIAL INTEREST UNLESS MEASURES ARE TAKEN TO MITIGATE ANY ACTUAL OR PERCEIVED CONFLICT NAMELY, THE POLICY REQUIRES THAT SUCH TRANSACTIONS ARE CONDUCTED AT ARM'S LENGTH, FOR GOOD AND SUFFICIENT CONSIDERATION, BASED ON TERMS THAT ARE FAIR AND REASONABLE TO AND FOR THE BENEFIT OF THE UNIVERSITY, AND OTHERWISE IN ACCORDANCE WITH SOUND CONFLICT MANAGEMENT PRACTICES THE CONFLICT OF INTEREST POLICY REQUIRES EACH TRUSTEE TO CERTIFY COMPLIANCE WITH THE CONFLICT OF INTEREST POLICY ON AN ANNUAL BASIS STANFORD MANAGEMENT COMPANY ("SMC") WAS ESTABLISHED BY THE UNIVERSITY'S BOARD OF TRUSTEES AS AN UNINCORPORATED DIVISION OF THE UNIVERSITY SMC IS GOVERNED BY A "BOARD OF DIRECTORS" THAT IS DELEGATED AUTHORITY BY, AND IS SUBJECT TO THE DIRECTION AND CONTROL OF, THE UNIVERSITY'S BOARD OF TRUSTEES THE PRIMARY PURPOSE OF SMC IS TO PROVIDE INVESTMENT MANAGEMENT SERVICES FOR THE UNIVERSITY'S ENDOWMENT AND CERTAIN OTHER UNIVERSITY INVESTMENT ASSETS CURRENTLY THERE ARE 10 MEMBERS OF SMC'S BOARD OF DIRECTORS, OF WHICH THREE ARE TRUSTEES OF THE UNIVERSITY MEMBERS OF THE BOARD OF DIRECTORS OF SMC ARE SUBJECT TO SMC'S WRITTEN CONFLICT OF INTEREST POLICY AND MUST CERTIFY COMPLIANCE WITH THE POLICY ON AN ANNUAL BASIS THE POLICY GENERALLY PROHIBITS SMC FROM ENTERING INTO AN INVESTMENT TRANSACTION IN WHICH A DIRECTOR OR A MEMBER OF HIS OR HER IMMEDIATE FAMILY HAS A MATERIAL DIRECT OR INDIRECT FINANCIAL INTEREST SUBJECT TO THE POLICIES AND PROVISIONS OUTLINED ABOVE, AND WITHIN A WELL-DIVERSIFIED PORTFOLIO OF OVER 600 INDIVIDUAL ALTERNATIVE INVESTMENTS THAT SPAN MOST REGIONS OF THE WORLD AND MOST OF THE APPROPRIATE ASSET CLASSES FOR INVESTMENTS OF THIS NATURE, STANFORD MAY FROM TIME TO TIME INVEST ASSETS IN CERTAIN PARTNERSHIPS IN WHICH A TRUSTEE HAS A DIRECT OR INDIRECT PARTNERSHIP INTEREST SUCH INVESTMENTS ARE MADE BASED ON COMPELLING HISTORICAL PERFORMANCE AND TRACK RECORDS OF THE MANAGERS THE INVESTMENT STRATEGIES OF THESE MANAGERS WERE ALSO ADDITIVE TO THE EXISTING PORTFOLIO AT THE TIME OF THE INVESTMENTS IN ACCORDANCE WITH ITS CONTRACTUAL ARRANGEMENT</p>

Identifier	Return Reference	Explanation
FORM 990, PART V, LINE 4b	COUNTRIES OF FOREIGN BANK ACCOUNTS	<p>ENTS AS A GENERAL OR LIMITED PARTNER, WHICH ARE SIMILAR TO THOSE OF ALL OTHER INVESTORS IN SUCH ENTITIES, STANFORD IS REQUIRED, FROM TIME TO TIME, TO MAKE ADDITIONAL INVESTMENTS IN SUCH PARTNERSHIPS AND RECEIVES CASH DISTRIBUTIONS FROM REDEMPTION OR OTHER DISTRIBUTION OF PRINCIPAL, AS WELL AS ITS PRO-RATA SHARE OF EARNINGS AND OTHER GAINS GENERATED BY THE PARTNERSHIP, NET OF ANY FEES OR CARRIED INTEREST DILUTION OF THE GENERAL PARTNER IN THE YEAR ENDED AUGUST 31, 2013, TRANSACTIONS WITH THE FOLLOWING TRUSTEES ROSE TO THE LEVEL OF DISCLOSURE REQUIRED BY THE IRS WITH RESPECT TO STANFORD INVESTMENTS WHERE ROBERT BASS, A TRUSTEE, HAD A DIRECT OR INDIRECT INTEREST AS A PARTNER, THE UNIVERSITY INVESTED \$4,947,948 ( 0 02% OF TOTAL INVESTMENTS MADE DURING THE YEAR ENDED AUGUST 31, 2013) AND RECEIVED DISTRIBUTIONS OF \$21,580,991 WITH RESPECT TO STANFORD INVESTMENTS WHERE THOMAS STEYER, A TRUSTEE, HAD A DIRECT OR INDIRECT INTEREST AS A PARTNER, THE UNIVERSITY INVESTED \$2,133,732 (0 0 1% OF TOTAL INVESTMENTS DURING THE YEAR ENDED AUGUST 31, 2013) AND RECEIVED DISTRIBUTIONS OF \$21,859,671 WITH RESPECT TO STANFORD INVESTMENTS WHERE STEVEN DENNING, A TRUSTEE, HAD A DIRECT OR INDIRECT FINANCIAL INTEREST AS A PARTNER, THE UNIVERSITY INVESTED \$24,026,164 (0 12% OF TOTAL INVESTMENTS DURING THE YEAR ENDED AUGUST 31, 2013) AND RECEIVED DISTRIBUTIONS OF \$31,346,933 WITH RESPECT TO STANFORD INVESTMENTS WHERE BROOK BYERS, A TRUSTEE, HAD A DIRECT OR INDIRECT FINANCIAL INTEREST AS A PARTNER, THE UNIVERSITY INVESTED \$7,511,210 (0 04% OF TOTAL INVESTMENTS DURING THE YEAR ENDED AUGUST 31, 2013) AND RECEIVED DISTRIBUTIONS OF \$9,537,584 WITH RESPECT TO STANFORD INVESTMENTS WHERE ANN LAMONT, A TRUSTEE, HAD A DIRECT OR INDIRECT FINANCIAL INTEREST AS A PARTNER, THE UNIVERSITY INVESTED \$2,056,219 (0 01% OF TOTAL INVESTMENTS DURING THE YEAR ENDED AUGUST 31, 2013) AND RECEIVED DISTRIBUTIONS OF \$7,185,042 WITH RESPECT TO STANFORD INVESTMENTS WHERE DEBORAH DECOTIS, A TRUSTEE, SERVED AS A DIRECTOR, THE UNIVERSITY INVESTED \$316,978,772 (1 59% OF TOTAL INVESTMENTS DURING THE YEAR ENDED AUGUST 31, 2013) AND RECEIVED DISTRIBUTIONS OF \$18,364,655 IN AGGREGATE, RELATED PARTY TRANSACTIONS RELATING TO ALL SUCH INVESTMENT RELATIONSHIPS WITH TRUSTEES AMOUNTED TO AN INVESTMENT BY STANFORD OF \$357,654,045 (1 79% OF TOTAL INVESTMENTS DURING THE YEAR ENDED AUGUST 31, 2013) AND A DISTRIBUTION TO STANFORD OF \$109,874,876 IN CONNECTION WITH THE MANAGEMENT OF CERTAIN INVESTMENTS REFERRED TO ABOVE, STANFORD PAID FEES AND REIMBURSED EXPENSES OF \$3,421,728 TO AN ENTITY WHERE TRUSTEE DENNING IS AN OFFICER PARTNERSHIPS IN WHICH MR BASS OWNS A DIRECT OR INDIRECT PARTNERSHIP INTEREST RENTED FACILITIES DIRECTLY OR INDIRECTLY OWNED BY STANFORD UNIVERSITY AND PAID RENT AT FAIR MARKET RATES TO STANFORD IN THE AMOUNT OF \$3,893,509 DURING THE YEAR ENDED 8/31/2013</p>



Identifier	Return Reference	Explanation
JOHN HENNESSY, PRESIDENT AND A TRUSTEE, IS A MEMBER OF THE BOARD OF	DIRECTORS OF CISCO SYSTEMS, INC (CISCO) AND GOOGLE INC (GOOGLE) THE	<p>UNIVERSITY PURCHASES GOODS AND SERVICES FROM CISCO AND GOOGLE IN THE NORMAL COURSE OF BUSINESS AND ALL PURCHASES ARE MADE, AT ARM'S LENGTH, IN ACCORDANCE WITH STANFORD PROCUREMENT POLICIES AND PROCEDURES. MR. HENNESSY DOES NOT PARTICIPATE IN ANY DECISIONS WITH RESPECT TO THESE COMPANIES. DURING THE YEAR ENDED AUGUST 31, 2013, STANFORD PURCHASES FROM CISCO AND GOOGLE AMOUNTED TO \$4,880,916 AND \$1,031,167 RESPECTIVELY. KAVITARK RAM SHRIRAM, A TRUSTEE, IS ALSO A DIRECTOR OF GOOGLE. JERRY YANG, A TRUSTEE, WAS A DIRECTOR OF CISCO THROUGH NOVEMBER 15, 2012. CONSISTENT WITH THE UNIVERSITY MISSION OF SHARING AND DISSEMINATING KNOWLEDGE, STANFORD PROVIDED BOOKS TO THE GOOGLE BOOK SEARCH PROJECT, WHICH IS CURRENTLY THE SUBJECT OF LITIGATION. OVER THE PAST SEVEN YEARS GOOGLE HAS SCANNED ABOUT 3 MILLION BOOKS OWNED BY STANFORD AT NO COST TO STANFORD. PRESIDENT HENNESSY AND TRUSTEE SHRIRAM HAVE NOT BEEN INVOLVED IN ANY OF THE NEGOTIATIONS OR DECISIONS INVOLVING THE GOOGLE BOOK SEARCH PROJECT. RANDALL LIVINGSTON, AN OFFICER, AND BROOK BYERS, A TRUSTEE, ARE DIRECTORS OF PACIFIC BIOSCIENCES, INC. STANFORD PURCHASED \$325,755 OF GOODS AND SERVICES FROM PACIFIC BIOSCIENCES. MR. LIVINGSTON AND MR. BYERS DID NOT PARTICIPATE IN ANY DECISIONS WITH RESPECT TO THESE TRANSACTIONS. RUTH PORAT, A TRUSTEE, SERVES AS AN OFFICER OF MORGAN STANLEY. UNDER A CONTRACT EXECUTED PRIOR TO THE COMMENCEMENT OF HER TRUSTEE SERVICE, MORGAN STANLEY ACTS AS RE-MARKETING AGENT AND COMMERCIAL PAPER DEALER FOR CERTAIN OF STANFORD'S SECURITIES. STANFORD PAID MORGAN STANLEY \$138,308 FOR THIS SERVICE, AND \$132,757 FOR GENERAL INVESTMENT MANAGEMENT SERVICES, DURING THE YEAR ENDED AUGUST 31, 2013. TOTAL FEES PAID BY STANFORD TO MORGAN STANLEY COMPRISE AN INSIGNIFICANT AMOUNT OF THE TOTAL REVENUES OF MORGAN STANLEY AND THE EXPENSES OF THE UNIVERSITY. WILLIAM BRODY, A TRUSTEE, IS A DIRECTOR OF IBM CORPORATION. STANFORD PURCHASED \$1,162,316 OF GOODS AND SERVICES FROM IBM CORPORATION. JEFFREY RAIKES, A TRUSTEE, IS A DIRECTOR OF COSTCO WHOLESALE CORPORATION. STANFORD PURCHASED \$344,010 OF GOODS AND SERVICES FROM COSTCO WHOLESALE CORPORATION. PENNY PRITZKER, A TRUSTEE, WAS A BENEFICIARY OF A TRUST THAT HELD AN INTEREST IN CC-DEVELOPMENT GROUP, INC. D/B/A VI (FORMERLY KNOWN AS CLASSIC RESIDENCE BY HYATT) UNTIL JUNE 27, 2013. MS. PRITZKER ALSO HELD A PERSONAL INTEREST IN CC-DEVELOPMENT GROUP, INC. UNTIL JUNE 27, 2013. PURSUANT TO A CONTRACT BETWEEN THE UNIVERSITY AND CC-PALO ALTO, INC., A SUBSIDIARY OF CC-DEVELOPMENT GROUP, INC., EXECUTED PRIOR TO THE COMMENCEMENT OF MS. PRITZKER'S SERVICE AS A STANFORD TRUSTEE, CC-PALO ALTO, INC. PAID THE UNIVERSITY \$5,430,641 IN RENT DURING THE YEAR ENDED AUGUST 31, 2013. ISAAC STEIN, A TRUSTEE, IS A DIRECTOR OF THE NON-PROFIT IRVINE FOUNDATION, WHERE JAMES CANALES, A TRUSTEE, SERVES AS CHIEF EXECUTIVE OFFICER. Certain Stanford employees have a family relationship with a listed person. In the cases reported below, such employees had been employed by Stanford prior to appointment of the listed person to the position of officer or trustee and, in no case, was the listed person responsible for the compensation, direction, evaluation or continued employment of the relative employee. Jeanne Marie Davila, sister of Provost John Etchemendy, earned \$148,308 in cash compensation and \$33,370 in benefits during the calendar year end December 31, 2012, in her full time staff position at Stanford. Thomas Byers, brother of Trustee Brook Byers, earned \$281,656 in cash compensation and \$36,198 in benefits for the same period in his full time faculty position at Stanford. Beth McLellan, spouse of Trustee Fred Alvarez, earned \$67,594 in cash compensation and \$23,988 in benefits for the same period in her full time staff position at Stanford. ALL RELATIONSHIPS DESCRIBED ABOVE ARE IN FULL COMPLIANCE WITH THE CONTROLLING CONFLICT OF INTEREST POLICIES. THESE DISCLOSURES DO NOT INCLUDE TRANSACTIONS IN WHICH A TRUSTEE, OFFICER, OR FAMILY MEMBER THEREOF PAYS TUITION, ROOM AND/OR BOARD COSTS OR RECEIVES FINANCIAL AID, WORK/STUDY ASSISTANCE, AND/OR RESEARCH GRANTS FOR A STUDENT AT THE UNIVERSITY, AS SUCH AMOUNTS WOULD BE IN ACCORDANCE WITH FINANCIAL AID OR GRANT PRACTICES. THE UNIVERSITY PAYS REASONABLE COMPENSATION AND REIMBURSEMENT OF EXPENSES FOR EMPLOYEES OF THE UNIVERSITY AND REASONABLE REIMBURSEMENT OF EXPENSES (AND NO COMPENSATION) FOR TRUSTEES. FORM 990, PART VI, SECTION B, LINES 11A &amp; B PREPARATION AND REVIEW OF THE FORM 990 EACH YEAR, THE UNIVERSITY HAS ITS FINANCIAL STATEMENTS AUDITED BY THE INDEPENDENT ACCOUNTING FIRM OF PRICEWATERHOUSECOOPERS (PWC). DATA FOR THE 990 IS EXTRACTED FROM THE AUDITED FINANCIAL STATEMENTS AND SUPPLEMENTAL INFORMATION. COMPENSATION DATA REPORTED ON SCHEDULE J IS EXTRACTED FROM PAYROLL RECORDS, AND IN EACH CASE CONFIRMED BY THE REPORTED INDIVIDUAL. THIS RETURN IS PREPARED BY THE TAX DEPARTMENT AND REVIEWED BY EXTERNAL ACCOUNTANTS (PWC) AND SENIOR MANAGEMENT. THE BOARD OF TRUSTEES OF THE UNIVERSITY IS PROVIDED A COMPLETE</p>

Identifier	Return Reference	Explanation
JOHN HENNESSY, PRESIDENT AND A TRUSTEE, IS A MEMBER OF THE BOARD OF	DIRECTORS OF CISCO SYSTEMS, INC (CISCO) AND GOOGLE INC (GOOGLE) THE	COPY OF THIS FORM 990 BEFORE IT IS FILED THE FINAL VERSION IS THEN SIGNED BY THE SENIOR ASSOCIATE VICE PRESIDENT FOR FINANCE AND PWC AS PAID PREPARER

Identifier	Return Reference	Explanation
FORM 990, PART VI, SECTION B, LINE 15	COMPENSATION DETERMINATION	<p>THE ANNUAL PROCESS FOR DETERMINING COMPENSATION OF BOTH THE TOP MANAGEMENT OFFICIAL (PRESIDENT OF THE UNIVERSITY) AND OF OTHER OFFICERS/KEY EMPLOYEES INCLUDES REVIEW AND APPROVAL BY INDEPENDENT PERSONS, USE OF COMPARABILITY DATA AND CREATION OF CONTEMPORANEOUS SUBSTANTIATION OF THE DELIBERATION AND DECISION. IN THE CASE OF THE UNIVERSITY'S PRESIDENT, THE VICE PRESIDENT OF HUMAN RESOURCES, AT A PRELIMINARY MEETING WITH A SUBCOMMITTEE OF THE COMMITTEE ON COMPENSATION, PRESENTS AN ANALYSIS OF CURRENT RELEVANT MARKET DATA OBTAINED FROM AN INDEPENDENT HUMAN RESOURCE CONSULTING FIRM. THE SAME MATERIALS ARE SENT TO THE FULL COMMITTEE AT THE MEETING OF THE FULL COMMITTEE AND IN THE ABSENCE OF THE PRESIDENT, DISCUSSION OCCURS PRIOR TO A VOTE. MINUTES OF BOTH MEETINGS ARE ON FILE IN THE OFFICE OF THE VICE PRESIDENT OF HUMAN RESOURCES. IN THE CASE OF OTHER OFFICERS/KEY EMPLOYEES, PER GUIDELINES IN THE COMMITTEE'S EXECUTIVE COMPENSATION POLICY AND PROCEDURES DOCUMENT, EACH YEAR THE VICE PRESIDENT OF HUMAN RESOURCES PROVIDES CURRENT RELEVANT MARKET DATA AND THE HISTORICAL PAY INFORMATION RELATING TO THESE PERSONS TO THE PRESIDENT OR TO THE PROVOST BASED ON THE REPORTING STRUCTURE. THE PRESIDENT AND PROVOST PROPOSE CHANGES IN COMPENSATION BASED ON EACH INDIVIDUAL'S PERFORMANCE AND ON THE MARKET DATA. THE COMMITTEE ON COMPENSATION REVIEWS THE RECOMMENDATIONS AND, FOLLOWING DISCUSSION, APPROVES THE RECOMMENDATIONS AS SUBMITTED OR WITH MODIFICATIONS. MINUTES OF THE MEETING ARE ON FILE IN THE OFFICE OF THE VICE PRESIDENT OF HUMAN RESOURCES. SEE ADDITIONAL DISCLOSURE FOR SCHEDULE L, PART II, BELOW.</p> <p>FORM 990, PART VI, SECTION C, LINE 19. STANFORD UNIVERSITY MAKES ITS FOUNDING GRANT, CONFLICT OF INTEREST POLICY, AND FINANCIAL STATEMENTS AVAILABLE TO THE GENERAL PUBLIC ON STANFORD'S WEBSITE, AND UPON REQUEST TO THE OFFICE OF UNIVERSITY COMMUNICATIONS.</p> <p>FORM 990, PART VII, SECTION A, COLUMN B. HOURS FOR RELATED ORGANIZATIONS IN CONNECTION WITH THEIR POSITIONS AT STANFORD, CERTAIN LISTED INDIVIDUALS MAY, FROM TIME TO TIME, PARTICIPATE IN ACTIVITIES OF A RELATED ORGANIZATION. WHERE THE LISTED INDIVIDUALS ARE TRUSTEES, DIRECTORS, OFFICERS, OR EMPLOYEES OF THE RELATED ORGANIZATION, THE TIME DEVOTED TO THE RELATED ORGANIZATION BY SUCH INDIVIDUALS IS GENERALLY REPORTED AS RELATED ORGANIZATION HOURS IN PART VII, SECTION A, LINE 1A, COLUMN (B), BELOW THE DOTTED LINE. IN ALL OTHER CASES, THE HOURS IN CONNECTION WITH SUCH PARTICIPATION ARE INCLUDED IN THE HOURS REPORTED FOR THE INDIVIDUALS' POSITIONS AT STANFORD UNIVERSITY. IN PART VII, SECTION A, LINE 1A, COLUMN (B), ABOVE THE DOTTED LINE.</p> <p>FORM 990, PART VII, SECTION A, COLUMN D. GOODWIN LIU, A TRUSTEE, RECEIVED \$20,000 IN CASH COMPENSATION AND \$0 IN BENEFITS AS A LECTURER IN THE LAW SCHOOL.</p> <p>FORM 990, PART VII, SECTION B. INDEPENDENT CONTRACTORS. IN THE PRESENTATION OF THE DATA APPEARING IN FORM 990, PART VII, SECTION B, STANFORD REPORTS DIRECT CASH COMPENSATION PAID TO PROFESSIONAL INDEPENDENT CONTRACTORS. COMMISSIONS, DISCOUNTS, AND MANAGEMENT FEES EMBEDDED IN AND/OR DEDUCTED FROM INVESTMENT RETURNS AND AMOUNTS PROVIDED TO VENTURE CAPITAL, PRIVATE EQUITY, AND HEDGE FUND GENERAL PARTNERS DUE TO THEIR "CARRIED INTEREST" IN PARTNERSHIPS WHICH STANFORD PARTICIPATES ARE NOT CONSIDERED IN THIS REPORTING.</p> <p>FORM 990, PART XI, LINE 9. OTHER CHANGES IN NET ASSETS OF FUND BALANCES. CHANGE IN POST RETIREMENT BENEFITS OBLIGATION \$145,927,000. PAYMENTS TO LIVING TRUST BENEFICIARIES (\$36,717,572). NET HOSPITAL TRANSFERS \$29,002,255. OTHER - PRINCIPALLY RECEIPTS FROM AFFILIATES NET OF GAINS ON DERIVATIVE TRANSACTIONS \$15,575,791 ----- \$153,787,474.</p> <p>FORM 990, SCHEDULE L, PART II. LOANS TO/FROM INTERESTED PERSONS. LOANS TO INTERESTED PERSONS ARE DISCLOSED IN SCHEDULE L, PART II. IN EACH CASE THE LOAN IS MADE FROM STANFORD TO THE INDIVIDUAL (COLUMN B). NONE OF THESE LOANS ARE IN DEFAULT (COLUMN E). ALL LOANS HAVE BEEN APPROVED BY THE BOARD OF TRUSTEES (COLUMN F) AND FOR EACH LOAN ISSUED, THERE EXISTS A WRITTEN AGREEMENT BETWEEN STANFORD AND THE BORROWER (COLUMN G). PURSUANT TO PROGRAMS INTENDED TO FACILITATE HOUSING FOR EMPLOYEES, THE UNIVERSITY HOLDS MORTGAGES AND LEASEHOLDS ON CERTAIN HOUSES ON OR NEAR CAMPUS OWNED AND OCCUPIED BY EMPLOYEES AND THEIR FAMILIES, WHICH, FROM TIME TO TIME, COULD INCLUDE OFFICERS AND KEY EMPLOYEES OF THE UNIVERSITY. MORTGAGE TERMS GOVERN THE CALCULATION AND PAYMENT OF INTEREST WHICH APPROXIMATE MARKET RATES.</p>

SCHEDULE R  
(Form 990)

Department of the Treasury  
Internal Revenue Service

Related Organizations and Unrelated Partnerships

▶ Complete if the organization answered "Yes" to Form 990, Part IV, line 33, 34, 35, 36, or 37.  
▶ Attach to Form 990. ▶ See separate instructions.

OMB No 1545-0047

2012

Open to Public Inspection

Name of the organization  
STANFORD UNIVERSITY BOARD OF TRUSTEES  
OF THE LELAND STANFORD JUNIOR UNIVERSITY

Employer identification number  
  
94-1156365

Part I

Identification of Disregarded Entities (Complete if the organization answered "Yes" to Form 990, Part IV, line 33.)

(a) Name, address, and EIN (if applicable) of disregarded entity	(b) Primary activity	(c) Legal domicile (state or foreign country)	(d) Total income	(e) End-of-year assets	(f) Direct controlling entity
See Additional Data Table					

Part II

Identification of Related Tax-Exempt Organizations (Complete if the organization answered "Yes" to Form 990, Part IV, line 34 because it had one or more related tax-exempt organizations during the tax year.)

(a) Name, address, and EIN of related organization	(b) Primary activity	(c) Legal domicile (state or foreign country)	(d) Exempt Code section	(e) Public charity status (if section 501(c)(3))	(f) Direct controlling entity	(g) Section 512(b)(13) controlled entity?	
						Yes	No
See Additional Data Table							

Part III

Identification of Related Organizations Taxable as a Partnership (Complete if the organization answered "Yes" to Form 990, Part IV, line 34 because it had one or more related organizations treated as a partnership during the tax year.)

(a) Name, address, and EIN of related organization	(b) Primary activity	(c) Legal domicile (state or foreign country)	(d) Direct controlling entity	(e) Predominant income(related, unrelated, excluded from tax under sections 512- 514)	(f) Share of total income	(g) Share of end-of-year assets	(h) Disproportionate allocations?		(i) Code V—UBI amount in box 20 of Schedule K-1 (Form 1065)	(j) General or managing partner?		(k) Percentage ownership
							Yes	No		Yes	No	
See Additional Data Table												

Part IV

Identification of Related Organizations Taxable as a Corporation or Trust (Complete if the organization answered "Yes" to Form 990, Part IV, line 34 because it had one or more related organizations treated as a corporation or trust during the tax year.)

(a) Name, address, and EIN of related organization	(b) Primary activity	(c) Legal domicile (state or foreign country)	(d) Direct controlling entity	(e) Type of entity (C corp, S corp, or trust)	(f) Share of total income	(g) Share of end- of-year assets	(h) Percentage ownership	(i) Section 512 (b)(13) controlled entity?	
								Yes	No
See Additional Data Table									

Part V

Transactions With Related Organizations (Complete if the organization answered "Yes" to Form 990, Part IV, line 34, 35b, or 36.)

Note. Complete line 1 if any entity is listed in Parts II, III, or IV of this schedule

1 During the tax year, did the organization engage in any of the following transactions with one or more related organizations listed in Parts II-IV?

a Receipt of (i) interest (ii) annuities (iii) royalties or (iv) rent from a controlled entity

b Gift, grant, or capital contribution to related organization(s)

c Gift, grant, or capital contribution from related organization(s)

d Loans or loan guarantees to or for related organization(s)

e Loans or loan guarantees by related organization(s)

f Dividends from related organization(s)

g Sale of assets to related organization(s)

h Purchase of assets from related organization(s)

i Exchange of assets with related organization(s)

j Lease of facilities, equipment, or other assets to related organization(s)

k Lease of facilities, equipment, or other assets from related organization(s)

l Performance of services or membership or fundraising solicitations for related organization(s)

m Performance of services or membership or fundraising solicitations by related organization(s)

n Sharing of facilities, equipment, mailing lists, or other assets with related organization(s)

o Sharing of paid employees with related organization(s)

p Reimbursement paid to related organization(s) for expenses

q Reimbursement paid by related organization(s) for expenses

r Other transfer of cash or property to related organization(s)

s Other transfer of cash or property from related organization(s)

Yes

No

1a Yes

1b Yes

1c Yes

1d

1e

1f

1g

1h

1i

1j Yes

1k Yes

1l Yes

1m Yes

1n Yes

1o

1p

1q Yes

1r Yes

1s Yes

2 If the answer to any of the above is "Yes," see the instructions for information on who must complete this line, including covered relationships and transaction thresholds

(a) Name of other organization	(b) Transaction type (a-s)	(c) Amount involved	(d) Method of determining amount involved
See Additional Data Table			

Schedule R (Form 990) 2012

Provide the following information for each entity taxed as a partnership through which the organization conducted more than five percent of its activities (measured by total assets or gross revenue) that was not a related organization. See instructions regarding exclusion for certain investment partnerships.

[illegible]

Software ID:

Software Version:

EIN: 94-1156365

Name: STANFORD UNIVERSITY BOARD OF TRUSTEES  
OF THE LELAND STANFORD JUNIOR UNIVERSITY

Part VII

Supplemental Information

Complete this part to provide additional information for responses to questions on Schedule R (see instructions)

Identifier	Return Reference	Explanation
SCHEDULE R, PART I, LINE (1), COLUMNS (D) AND (E)	STANFORD CONSOLIDATES ITS INTERESTS IN SAND HILL INVESTMENTS GP LLC AND	SAND HILL INVESTMENTS LP IN ITS FINANCIAL STATEMENTS TOGETHER, STANFORD AND SAND HILL INVESTMENTS GP LLC OWN 100% OF THE INCOME AND ASSETS OF SAND HILL INVESTMENTS LP SCHEDULE R, PART III, LINE (7), COLUMN (K) STANFORD DOES NOT TRACK ITS OWNERSHIP PERCENTAGE IN OUTLAWS CASINO LTD, WHICH HOLDS NO ASSETS SCHEDULE R, PART IV, LINE (3) CHARITABLE LEAD ANNUITY TRUSTS ARE PRINCIPALLY DOMICILED IN CALIFORNIA SCHEDULE R, PART IV, LINE (4) CHARITABLE REMAINDER TRUSTS ARE PRINCIPALLY DOMICILED IN CALIFORNIA SCHEDULE R, PART IV, LINE (5) OTHER TRUSTS ARE PRINCIPALLY DOMICILED IN CALIFORNIA SCHEDULE R, PART V, LINE 2 AMOUNTS REPORTED FOR STANFORD UNIVERSITY BOOK STORE WERE DETERMINED USING STANFORD UNIVERSITY BOOK STORE'S BOOKS, WHICH WERE PREPARED ON A FISCAL YEAR ENDING JUNE 2013 SCHEDULE R, PART V, LINE 2 AMOUNTS REPORTED FOR MIDPOINT TECHNOLOGY PARK OWNERS ASSOCIATION DO NOT INCLUDE CERTAIN PAYMENTS BY STANFORD TO THE ASSOCIATION FOR EXPENSES BORNE BY THE ASSOCIATION

Form 990, Schedule R, Part I - Identification of Disregarded Entities

(a) Name, address, and EIN of disregarded entity	(b) Primary Activity	(c) Legal Domicile (State or Foreign Country)	(d) Total income	(e) End-of-year assets	(f) Direct Controlling Entity
STANFORD UNIVERSITY OTL LLC 3145 PORTER DRIVE PALO ALTO, CA 94304 94-1156365	TECHNOLOGY	CA	14,692	59,439	STANFORD
SU ACQUISITION LLC 3145 PORTER DRIVE PALO ALTO, CA 94304 94-1156365	REAL ESTATE	DE	830,177	1,477,078	STANFORD
SAA SIERRA PROGRAMS LLC 3145 PORTER DRIVE PALO ALTO, CA 94304 94-1156365	ALUM RELATION	CA	6,035,128	9,176,288	STANFORD
ANTS AT WORK LLC 3145 PORTER DRIVE PALO ALTO, CA 94304 94-1156365	research	NM	0	55,000	STANFORD
SHR HOTEL LLC 3145 PORTER DRIVE PALO ALTO, CA 94304 41-2277925	REAL ESTATE	CA	45,743,100	135,317,513	STANFORD
SPECIALTY EVENTS LLC 3145 PORTER DRIVE PALO ALTO, CA 94304 27-3665473	GEN BUS OPS	CA	0	0	STANFORD
ROCKY HILL PROPERTY LLC 3145 PORTER DRIVE PALO ALTO, CA 94304 45-4672921	REAL ESTATE	CA	116,282	6,166,332	STANFORD
STANFORD UNIVERSITY GLOBAL LLC 3145 PORTER DRIVE PALO ALTO, CA 94304 94-1156365	EDUCATION	CA	-1,217,199	895,399	STANFORD
CARDINAL NEWBURY GP LLC C/O SMC 635 KNIGHT WAY STANFORD, CA 943057297 94-1156365	INVESTMENT	DE	1,813	-66,300	STANFORD
CARDINAL NEWBURY LP LLC C/O SMC 635 KNIGHT WAY STANFORD, CA 943057297 94-1156365	INVESTMENT	DE	170,477	-777,665	STANFORD
CARDINAL REGENT LP LLC C/O SMC 635 KNIGHT WAY STANFORD, CA 943057297 91-2116398	INVESTMENT	DE	66	0	STANFORD
FAIRFIELD NORTH SEA ENERGY LLC C/O SMC 635 KNIGHT WAY STANFORD, CA 943057297 94-1156365	INVESTMENT	DE	0	36,616,147	STANFORD
SAND HILL INVESTMENTS GP LLC C/O SMC 635 KNIGHT WAY STANFORD, CA 943057297 41-2262027	INVESTMENT	DE			STANFORD
SMC DE LLC C/O SMC 635 KNIGHT WAY STANFORD, CA 943057297 94-1156365	INVESTMENT	DE	228,105	5,309,034	STANFORD
ALTIRA TECHNOLOGY FUND IV DIRECT INVEST C/O SMC 635 KNIGHT WAY STANFORD, CA 943057297 94-1156365	INVESTMENT	DE	1,904,803	7,172,095	STANFORD
SNOWCREEK VII LLC C/O SMC 635 KNIGHT WAY STANFORD, CA 943057297 95-4890334	REAL ESTATE	CA	830,000	9,037,975	STANFORD
GRE PROPERTIES LLC 3145 PORTER DRIVE PALO ALTO, CA 94304 94-1156365	REAL ESTATE	DE	0	28,710	STANFORD
GRE PROPERTIES II LLC 3160 PORTER DRIVE PALO ALTO, CA 94304 94-1156365	REAL ESTATE	DE	0	0	STANFORD
JPS NO 1 LLC 3160 PORTER DRIVE PALO ALTO, CA 94304 94-1156365	REAL ESTATE	DE	0	3,812,170	STANFORD
JPS NO 2 LLC 3160 PORTER DRIVE PALO ALTO, CA 94304 94-1156365	REAL ESTATE	DE	0	1	STANFORD



Form 990, Schedule R, Part I - Identification of Disregarded Entities

(a) Name, address, and EIN of disregarded entity	(b) Primary Activity	(c) Legal Domicile (State or Foreign Country)	(d) Total income	(e) End-of-year assets	(f) Direct Controlling Entity
GREGORY STREET ACQUISITION LLC 3160 PORTER DRIVE PALO ALTO, CA 94304 94-1156365	REAL ESTATE	CO	0	5,447	STANFORD
HP OUTLAWS LLC 3160 PORTER DRIVE SUITE 200 PALO ALTO, CA 94304 94-1156365	REAL ESTATE	DE	0	0	STANFORD
200 GREGORY STREET LLC 3160 PORTER DRIVE SUITE 200 PALO ALTO, CA 94304 94-1156365	REAL ESTATE	CO	0	0	STANFORD
SNOOK EQUITY LLC C/O SMC 635 KNIGHT WAY STANFORD, CA 94305 45-5481615	HOLDING COMP	DE	0	0	STANFORD

Form 990, Schedule R, Part III - Identification of Related Organizations Taxable as a Partnership

(a) Name, address, and EIN of related organization	(b) Primary activity	(c) Legal Domicile (State or Foreign Country)	(d) Direct Controlling Entity	(e) Predominant income (related, unrelated, excluded from tax under sections 512-514)	(f) Share of total income	(g) Share of end- of-year assets	(h) Disproportionate allocations?		(i) Code V-UBI amount on Box 20 of K-1	(j) General or Managing Partner?		(k) Percentage ownership
							Yes	No		Yes	No	
ARCOLA LP  C/O ARCOLOA GP LLC 1 EMBARCADERO C SAN FRANCISCO, CA 94111 20-4222260	RE DEVELOPMENT	DE	STANFORD	EXCLUDED	-9,747	0		No	-35,529		No	0 %
ATWATER 12 LP  2001 ROSS AVE STE 1600 DALLAS, TX 75201 75-2944481	INVESTMENTS	DE	STANFORD	EXCLUDED	1,468,883	21,151,515		No	0		No	70 000 %
AVENUE ASIA CAPITAL PARTNERS LP  399 Park Ave 6th Fl NEW YORK, NY 10022 01-0553224	FOREIGN INV	DE	STANFORD	EXCLUDED	-4,848,046	3,792,831		No	0		No	79 420 %
JER R E QUALIFIED PARTNERS EUROPE LP  C/O JE ROBERT COS 1650 TYSON BL STE MCLEAN, VA 22102 54-2029560	INVESTMENTS	DE	STANFORD	EXCLUDED	0	147,652		No	0		No	99 000 %
KEB INVESTORS II LP  WASHINGTON MALL STE 304 7 REID ST HAMILTON, BD BD BD	FOREIGN INV	BD	STANFORD	EXCLUDED	20,471,298	0		No	0		No	63 820 %
LINCOLN COMMERCE PARK II LTD  PO BOX 1920 DALLAS, TX 75221 20-4681486	RE DEVELOPMENT	DE	STANFORD	EXCLUDED	6,633,038	32,334		No	0		No	70 000 %
PALO ALTO LP  OGIER HOUSE THE ESPLANADE ST HELIER XC JE4 9WG JE	FOREIGN INV	JE	STANFORD	EXCLUDED	3,223,689	70,000,398		No	0		No	99 810 %
PARMENTER REALTY FUND II LP  1111 BRICKELL AVE STE 2910 MIAMI, FL 33131 20-0973616	INVESTMENTS	DE	STANFORD	EXCLUDED	40,697,629	-21,797,314		No	0		No	75 410 %
REGENT OFFICE CENTER LP  c/o Bentall Kennedy US LP 1215 4 SEATTLE, WA 98161 91-2116424	INVESTMENTS	TX	CARDINAL REGENT	EXCLUDED	66	0		No	0		No	
SANDPIPER FUND LP  2100 MCKINNEY AVE STE 1770 DALLAS, TX 75201 26-0341626	INVESTMENTS	TX	STANFORD	EXCLUDED	-280,082	64,788,344		No	0		No	97 140 %
SAROFIM MULTIFAMILY PARTNERS LP  8115 PRESTON RD STE 400 DALLAS, TX 75225 20-1929002	RE DEVELOPMENT	DE	STANFORD	EXCLUDED	5,551,240	92,560,590		No	-212,840		No	63 750 %
SKY HARBOR ASSOCIATES LP  PO BOX 1920 DALLAS, TX 75221 20-5803431	INVESTMENTS	DE	STANFORD	EXCLUDED	-153,947	6,598,370		No	0		No	70 000 %
SNOWCREEK VI PARTNERS LLC  C/O SMC 2770 SAND HILL RD MENLO PARK, CA 94025 86-1089966	RE DEVELOPMENT	CA	STANFORD	UNRELATED	-192,216	0		No	-192,216		No	
STERLING STAMOS REAL ASSETS FUND (A) LP  250 PARK AVE 29TH FL NEW YORK, NY 10022 20-3949682	INVESTMENTS	DE	STANFORD	EXCLUDED	1,378,693	24,011,753		No	121,260		No	62 670 %
DEK PORTFOLIO LLC  C/O SPAULDING SLYE INV 1 PO S BOSTON, MA 02109 04-3446765	INVESTMENTS	DE	STANFORD	EXCLUDED	-196,562	4,426,595		No	0		No	97 310 %

Form 990, Schedule R, Part III - Identification of Related Organizations Taxable as a Partnership

(a) Name, address, and EIN of related organization	(b) Primary activity	(c) Legal Domicile (State or Foreign Country)	(d) Direct Controlling Entity	(e) Predominant income (related, unrelated, excluded from tax under sections 512-514)	(f) Share of total income	(g) Share of end- of-year assets	(h) Disproportionate allocations?		(i) Code V-UBI amount on Box 20 of K-1	(j) General or Managing Partner?		(k) Percentage ownership
							Yes	No		Yes	No	
BROWN BARK I LP  PO BOX 1068 STAFFORD, TX 774971068 72-1604614	INVESTMENTS	DE	STANFORD	EXCLUDED	-3,891,382	3,442,417		No	0		No	99 000 %
BROWN BARK II LP  PO BOX 1068 STAFFORD, TX 774971068 20-8727391	INVESTMENTS	DE	STANFORD	EXCLUDED	1,263,797	2,117,957		No	0		No	99 000 %
BROWN BARK III LP  PO BOX 1068 STAFFORD, TX 774971068 26-1780743	INVESTMENTS	DE	STANFORD	EXCLUDED	1,189,491	1,702,370		No	0		No	66 000 %
FORTRESS IW COINVESTMENT (FUND B) LP  1345 AVE OF THE AMERICAS 23RD FL NEW YORK, NY 10105 98-0509639	INVESTMENTS	CJ	STANFORD	EXCLUDED	217,399	1,011,549		No	0		No	71 640 %
JER REAL ESTATE PARTNERS EUROPE II LP  CLARGES HOUSE 6-12 CLARGES ST LONDON,EN W1J 8AD UK	INVESTMENTS	UK	JER ALBERTA LP	EXCLUDED	-3,163,850	4,863,196		No	0		No	60 820 %
STANFORD PET-CT LLC  300 PASTEUR DRIVE M/C 5555 STANFORD, CA 94305 61-1423414	MED DIAGNOSTICS	CA	SHC	RELATED	4,166,009	8,679,016		No	0		No	50 000 %
CEE EQUITY HOLDINGS LP  Elizabeth House 9 Castle St St Helier,, Je JE4 2QP JE	INVESTMENTS	JE	STANFORD	EXCLUDED	665	22,768,213		No	0		No	100 000 %
LSF V DHB HOLDINGS LP  2711 N Haskell Ave Ste 1700 DALLAS, TX 75204 27-2858604	INVESTMENTS	DE	STANFORD	EXCLUDED	804,731	13,924,986		No	0		No	61 880 %
SIC SNOWCREEK VIII LLC  635 KNIGHT WAY STANFORD, CA 94305 27-5431605	RE DEVELOPMENT	CA	STANFORD	EXCLUDED	-637,352	16,101,478		No	-637,972		No	99 870 %
SUMIT HOLDING INTERNATIONAL LLC  1400 PAGE MILL ROAD MC5713 PALO ALTO, CA 94304 26-3934706	HOLDING COMPANY	DE	SHC		0	0			0			0 %
ARCOLA VENTURE LLC  C/O STANFORD MGMT CO 635 KNIGHT W STANFORD, CA 943057297 37-1689632	RE DEVELOPMENT	DE	STANFORD	EXCLUDED	0	-13,206,758		No	0		No	93 170 %
BLACKSTONE REP VII TE 7-NQ LP  C/O THE BLACKSTONE GROUP 345 PARK NEW YORK, NY 10154 90-0878802	INVESTMENTS	DE	STANFORD	UNRELATED	-165,270	30,337,218		No	40,159		No	51 210 %
OUTLAWS CASINO LTD  3160 PORTER DR PALO ALTO, CA 94304 84-1457498	HOLDING COMPANY	CO	HP OUTLAWS LLC	EXCLUDED	0	0		No	0	Yes		
STANFORD EMANUEL RAD ONCOLOGY	RADIOLOGY	CA	SHC		0	0						
SAND HILL INVESTMENTS LP  C/O SMC 635 KNIGHT WAY STANFORD, CA 943057297 37-1557441	INVESTMENT	DE	SAND HILL INV	EXCLUDED	13,659,968	58,556,709		No	0		No	100 000 %

Form 990, Schedule R, Part IV - Identification of Related Organizations Taxable as a Corporation or Trust

(a) Name, address, and EIN of related organization	(b) Primary activity	(c) Legal domicile (state or foreign country)	(d) Direct controlling entity	(e) Type of entity (C corp, S corp, or trust)	(f) Share of total income	(g) Share of end- of-year assets	(h) Percentage ownership	(i) Section 512(b)(13) controlled entity?	
								Yes	No
MARINER VOYAGER INTERNATIONAL LTD  C/O STUARTS CORP SVCS PO BOX 2510 GEORGE TOWN CJ	INVESTMENTS	CJ	STANFORD	C CORP	15,742,986	1,084,444	67 270 %	Yes	
STANFORD SGGS EUROPE INC  UGLAND HOUSE S CHURCH ST PO BOX 309GT, GEORGE TOWN CJ 13-1684331	INVESTMENTS	CJ	STANFORD	C CORP	-2,033,033	65,814,511	100 000 %	Yes	
BLACK RIVER EMEA INVESTORS FUND LTD  UGLAND HOUSE S CHURCH ST GEORGE TOWN CJ 98-0428006	INVESTMENTS	CJ	STANFORD	C CORP	24,470,675	137,288,771	89 860 %	Yes	
EAST SAIL  C/O INTL FS INC IFS COURT TWENTYEIGHT, CYBERCITY, EBENE  MP	INVESTMENTS	MP	STANFORD	C CORP	3,727,406	42,412,749	100 000 %	Yes	
GAVEA INVESTMENT FUND II-C LP  PO BOX 896GT HARBOUR CENTRE GEORGE TOWN CJ 98-0537952	INVESTMENTS	CJ	STANFORD	C CORP	2,748,327	36,261,751	53 190 %	Yes	
JER ALBERTA LP  C/O JE ROBERT COS 1650 TYSON BLVD MCLEAN, VA 22102 98-0423557	INVESTMENTS	CA	STANFORD	C CORP	-3,163,850	4,863,193	100 000 %	Yes	
JER ALBERTA III LP  c/o JE ROBERT COS 1650 TYSON BLVD MCLEAN, VA 22102 98-0493425	INVESTMENTS	CA	STANFORD	C CORP	1,149,938	8,143,559	100 000 %	Yes	
MARBLETON PROPERTY FUND (ALBERTA) LP  c/o JE ROBERT COMPANIES 1650 TYS MCLEAN, VA 22102 98-0531893	INVESTMENTS	CA	STANFORD	C CORP	33,067	41,158	64 110 %	Yes	
CLAT (16)	CHARITABLE TR	CA	STANFORD	TRUST				Yes	
CRT (507)	CHARITABLE TR	CA	STANFORD	TRUST				Yes	
OTHER (9)	CHARITABLE TR	CA	STANFORD	TRUST				Yes	
PIF (82)	CHARITABLE TR	CA	STANFORD	TRUST				Yes	
MIDPOINT TECHNOLOGY PARK OWNERS ASSOC  3145 PORTER DR PALO ALTO, CA 94304 94-3287254	REAL ESTATE	CA	STANFORD	C CORP	0	0	0 %	Yes	
ALPINE CHALET INC  PO BOX 9988 SOUTH LAKE TAHOE, CA 96158	SKI LODGE	CA	SAA SIERRA PROG	C CORP	335,363	441,705	100 000 %	Yes	
NW CAMPUS MIDPOINT TECH PARK OWNRS ASSOC  3145 PORTER DRIVE PALO ALTO, CA 94304 94-3287254	REAL ESTATE	CA	STANFORD	C CORP	0	0	0 %	Yes	

Form 990, Schedule R, Part IV - Identification of Related Organizations Taxable as a Corporation or Trust

(a) Name, address, and EIN of related organization	(b) Primary activity	(c) Legal domicile (state or foreign country)	(d) Direct controlling entity	(e) Type of entity (C corp, S corp, or trust)	(f) Share of total income	(g) Share of end- of-year assets	(h)	(i)	
							Percentage ownership	Section 512(b)(13) controlled entity?	Yes
STANFORD CAMPUS RECREATION ASSOCIATION  3145 PORTER DRIVE PALO ALTO, CA 94304 94-1539127	SOCIAL CLUB	CA	STANFORD	C CORP	0	0	0 %	Yes	
STANFORD (BEIJING) CNSLTNG CO LTD (WFOE)  5275TH FLBLDG CACADEMY SOUTH RD HAIDAN DISTRICT, BEIJING CH	EDUCATION	CH	SU GLOBAL LLC	C CORP	-150	150,975	100 000 %	Yes	
STANFORD UNIV MED NETWORK RISK AUTHORITY  1400 PAGE MILL RD MSC 5713 PALO ALTO, CA 94304 46-1132002	RISK MGMT CONSULT	CA	SUMIT HLDG INT	C CORP	0	0		Yes	
PROFESSIONAL EXCHANGE ASSURANCE COMPANY  201 MERCHANT STREET SUITE 2400 HONOLULU, HI 96813 90-0897686	INSURANCE	HI	UHA	C CORP	0	0		Yes	
ARCOLA RES DEVELOPMENT CORP  C/O SMC 635 KNIGHT WAY STANFORD, CA 943057297 80-0804754	INVESTMENT	DE	STANFORD	C CORP	0	-21,794,791	100 000 %	Yes	
BREP VII ALBERTA FEEDER(OFFSHORE) TE7LP  C/O THE BLACKSTONE GROUP 345 PARK NEWYORK, NY 10154 98-1066351	INVESTMENTS	CA	STANFORD	C CORP	100,988	1,490,475	51 720 %	Yes	
BREP VII ALBERTA FEEDER(OFFSHORE) TE7NQLP  C/O THE BLACKSTONE GROUP 345 PARK NEWYORK, NY 10154 98-1066355	INVESTMENTS	CA	STANFORD	C CORP	662,761	2,966,336	51 720 %	Yes	
SPM DIRECT MORTGAGE PREPAY OFFSHORE FUND	INVESTMENTS	CJ	STANFORD	C CORP	13,992,569	87,662,802	100 000 %	Yes	
WOODBOURNE CANADA PARTNERS II -CAYMAN LP  98-0705321	INVESTMENTS	CJ	STANFORD	C CORP	2,174,106	19,314,011	60 000 %	Yes	

--> **Form 990, Schedule R, Part V - Transactions With Related Organizations**

(a) Name of other organization	(b) Transaction type(a-s)	(c) Amount Involved	(d) Method of determining amount involved
ARCOLA LP	B	3,037,267	BANK RECORDS
ATWATER 12 LP	B	456,300	BANK RECORDS
ATWATER 12 LP	S	324,000	BANK RECORDS
AVENUE ASIA CAPITAL PARTNERS LP	S	7,149,019	BANK RECORDS
BROWN BARK I LP	S	2,227,434	BANK RECORDS
BROWN BARK II LP	S	891,000	BANK RECORDS
BROWN BARK III LP	S	3,172,235	BANK RECORDS
EAST SAIL	B	993,033	BANK RECORDS
GAVEA INVESTMENT FUND II-C LP	S	11,983,828	BANK RECORDS
LINCOLN COMMERCE PARK II LTD	S	347,000	BANK RECORDS
LSF V DHB HOLDINGS LP	S	3,997,354	BANK RECORDS
MARBLETON PROPERTY FUND (ALBERTA) LP	S	622,568	BANK RECORDS
PARMENTER REALTY FUND II LP	S	19,717,849	BANK RECORDS
SAROFIM MULTIFAMILY PARTNERS LP	S	5,577,181	BANK RECORDS
SNOWCREEK VI PARTNERS LLC	S	894,438	BANK RECORDS
STERLING STAMOS REAL ASSETS FUND (A) LP	S	227,174	BANK RECORDS
STERLING STAMOS REAL ASSETS FUND (A) LP	B	76,280	BANK RECORDS
LUCILE SALTER PACKARD CHILDRENS HOSPITAL	J	1,343,334	BOOK
LUCILE SALTER PACKARD CHILDRENS HOSPITAL	K	761,588	BOOK
LUCILE SALTER PACKARD CHILDRENS HOSPITAL	L	172,602,253	BOOK
LUCILE SALTER PACKARD CHILDRENS HOSPITAL	M	896,645	BOOK
LUCILE SALTER PACKARD CHILDRENS HOSPITAL	N	1,360,514	BOOK
LUCILE SALTER PACKARD CHILDRENS HOSPITAL	R	1,018,000	BOOK
LUCILE SALTER PACKARD CHILDRENS HOSPITAL	S	24,052,451	BOOK
STANFORD HOSPITAL AND CLINICS	J	3,822,636	BOOK

Form 990, Schedule R, Part V - Transactions With Related Organizations

(a) Name of other organization	(b) Transaction type(a-s)	(c) Amount Involved	(d) Method of determining amount involved
STANFORD HOSPITAL AND CLINICS	K	5,694,880	BOOK
STANFORD HOSPITAL AND CLINICS	L	450,232,518	BOOK
STANFORD HOSPITAL AND CLINICS	M	30,590,974	BOOK
STANFORD HOSPITAL AND CLINICS	N	8,929,193	BOOK
STANFORD HOSPITAL AND CLINICS	R	25,157,992	BOOK
STANFORD HOSPITAL AND CLINICS	S	32,113,837	BOOK
CEE EQUITY HOLDINGS LP	B	2,004,383	BANK RECORDS
CYPRESS MARINA PARTNERS LP	B	2,734,538	BANK RECORDS
DEK PORTFOLIO LLC	B	219,876	BANK RECORDS
EAST SAIL	S	22,105,583	BANK RECORDS
JER ALBERTA LP	S	5,516,253	BANK RECORDS
JER ALBERTA III LP	S	590,244	BANK RECORDS
MARBLETON PROPERTY FUND (ALBERTA) LP	B	6,461	BANK RECORDS
PALO ALTO LP	S	70,000,000	BANK RECORDS
RED MARINA LLC	B	4,844,618	BANK RECORDS
SAND HILL INVESTMENTS LP	B	16,025,499	BANK RECORDS
SAND HILL INVESTMENTS LP	S	8,310,834	BANK RECORDS
STANFORD SGGs EUROPE INC	S	27,345,386	BANK RECORDS
THE FREIDENRICH SUPPORT FOUNDATION	C	4,675,000	BANK RECORDS
ALPINE CHALET INC	A	4,840	BANK RECORDS
BREP VII ALBERTA FEEDER (OFFSHORE) TE 7 LP	B	1,256,851	BANK RECORDS
BREP VII ALBERTA FEEDER (OFFSHORE) TE 7 NQ LP	B	2,182,852	BANK RECORDS
SPM DIRECT MORTGAGE PREPAY OFFSHORE FUND II	S	77,626,000	BANK RECORDS
WOODBOURNE CANADA PARTNERS II - CAYMAN LP	B	8,687,244	BANK RECORDS
WOODBOURNE CANADA PARTNERS II - CAYMAN LP	S	7,686,421	BANK RECORDS

Form 990, Schedule R, Part V - Transactions With Related Organizations

(a) Name of other organization	(b) Transaction type(a-s)	(c) Amount Involved	(d) Method of determining amount involved
PACKARD CHILDREN'S HEALTH ALLIANCE	Q	858,682	BOOK
SHR HOLDINGS INC	C	11,540,254	BOOK
SHR HOLDINGS INC	Q	1,635,462	BOOK
STANFORD (BEIJING) CONSULTING CO LTD (WFOE)	B	151,500	BOOK
STANFORD (BEIJING) CONSULTING CO LTD (WFOE)	M	325,282	BOOK
STANFORD CAMPUS RECREATION ASSOCIATION	A	103,304	BOOK
STANFORD CAMPUS RECREATION ASSOCIATION	Q	590,291	BOOK
STANFORD EMANUEL RADIATION ONCOLOGY CTR LLC	L	467,708	BOOK
STANFORD FACULTY CLUB	A	195,377	BOOK
STANFORD FACULTY CLUB	B	362,802	BOOK
STANFORD FEDERAL CREDIT UNION	A	194,990	BOOK
STANFORD FEDERAL CREDIT UNION	L	479,567	BOOK
STANFORD PET-CT LLC	L	1,633,727	BOOK
STANFORD PET-CT LLC	S	3,572,000	BOOK
STANFORD PROGRAMME (CAPE TOWN) NPC	R	813,637	BOOK
STANFORD SCHOOLS CORPORATION	B	903,100	BOOK
STANFORD UNIVERSITY BOOK STORE	A	79,176	BOOK
STANFORD UNIVERSITY EMPLOYEE BENEFITS TRUST	R	19,976,314	BOOK
THE DUDLEY E CHAMBERS FOUNDATION	C	1,603,902	BOOK
THE HONG KONGSTANFORD UNIVERSITY CHAR TRUST	C	1,359,749	BANK RECORDS
THE STANFORD TRUST	C	1,117,935	BANK RECORDS
UNIVERSITY HEALTHCARE ALLIANCE	Q	411,268	BOOK
MIDPOINT TECHNOLOGY PARK OWNERS ASSOCIATION	M	362,029	BOOK