



See a Social Security Number? Say Something!  
Report Privacy Problems to <https://public.resource.org/privacy>  
Or call the IRS Identity Theft Hotline at 1-800-908-4490



Form **990-PF**

**Return of Private Foundation  
or Section 4947(a)(1) Nonexempt Charitable Trust  
Treated as a Private Foundation**

OMB No 1545-0052

**2012**

Department of the Treasury  
Internal Revenue Service

Note: The foundation may be able to use a copy of this return to satisfy state reporting requirements

Open to Public Inspection

For calendar year 2012 or tax year beginning **09/01/12**, and ending **08/31/13**

Name of foundation <b>JOHN N. BLACKMAN SR. FOUNDATION C/O SCHAIN LEIFER GURALNICK</b>		A Employer identification number <b>22-2938619</b>
Number and street (or P O box number if mail is not delivered to street address) <b>10 EAST 40TH STREET</b>	Room/suite <b>2710</b>	B Telephone number (see instructions) <b>212-679-0380</b>
City or town, state, and ZIP code <b>NEW YORK NY 10016-0348</b>		C If exemption application is pending, check here <input type="checkbox"/>
G Check all that apply: <input type="checkbox"/> Initial return, <input type="checkbox"/> Final return, <input type="checkbox"/> Address change, <input type="checkbox"/> Initial return of a former public charity, <input type="checkbox"/> Amended return, <input type="checkbox"/> Name change		D 1 Foreign organizations, check here <input type="checkbox"/> 2 Foreign organizations meeting the 85% test, check here and attach computation <input type="checkbox"/>
H Check type of organization: <input checked="" type="checkbox"/> Section 501(c)(3) exempt private foundation, <input type="checkbox"/> Section 4947(a)(1) nonexempt charitable trust, <input type="checkbox"/> Other taxable private foundation		E If private foundation status was terminated under section 507(b)(1)(A), check here <input type="checkbox"/>
I Fair market value of all assets at end of year (from Part II, col (c), line 16) <b>\$ 1,536,199</b>	J Accounting method: <input type="checkbox"/> Cash, <input checked="" type="checkbox"/> Accrual, <input type="checkbox"/> Other (specify)	F If the foundation is in a 60-month termination under section 507(b)(1)(B), check here <input type="checkbox"/>

Part I Analysis of Revenue and Expenses (The total of amounts in columns (b), (c), and (d) may not necessarily equal the amounts in column (a) (see instructions))		(a) Revenue and expenses per books	(b) Net investment income	(c) Adjusted net income	(d) Disbursements for charitable purposes (cash basis only)
Revenue	1 Contributions, gifts, grants, etc., received (attach schedule)	200,000			
	2 Check <input type="checkbox"/> if the foundation is not required to attach Sch B				
	3 Interest on savings and temporary cash investments	9,069	9,069	9,069	
	4 Dividends and interest from securities	28,841	28,841	28,841	
	5a Gross rents				
	b Net rental income or (loss)				
	6a Net gain or (loss) from sale of assets not on line 10	95,146			
	b Gross sales price for all assets on line 6a <b>814,744</b>				
	7 Capital gain net income (from Part IV, line 2)		95,146		
	8 Net short-term capital gain			19,717	
	9 Income modifications				
	10a Gross sales less returns and allowances				
b Less Cost of goods sold					
c Gross profit or (loss) (attach schedule)					
11 Other income (attach schedule)					
12 <b>Total. Add lines 1 through 11</b>	<b>333,056</b>	<b>133,056</b>	<b>57,627</b>		
Operating and Administrative Expenses	13 Compensation of officers, directors, trustees, etc	0			
	14 Other employee salaries and wages				
	15 Pension plans, employee benefits				
	16a Legal fees (attach schedule)				
	b Accounting fees (attach schedule) <b>STMT 1</b>	38,000	15,200	22,800	
	c Other professional fees (attach schedule) <b>STMT 2</b>	22,374	8,950	13,424	
	17 Interest				
	18 Taxes (attach schedule) (see instructions) <b>STMT 3</b>	1,492	597	895	
	19 Depreciation (attach schedule) and depletion				
	20 Occupancy				
21 Travel, conferences, and meetings					
22 Printing and publications					
23 Other expenses (att sch) <b>STMT 4</b>	1,690	676	1,014		
24 <b>Total operating and administrative expenses.</b> Add lines 13 through 23	<b>63,556</b>	<b>25,423</b>	<b>38,133</b>	<b>0</b>	
25 Contributions, gifts, grants paid	212,500			212,500	
26 <b>Total expenses and disbursements.</b> Add lines 24 and 25	<b>276,056</b>	<b>25,423</b>	<b>38,133</b>	<b>212,500</b>	
27 Subtract line 26 from line 12					
a <b>Excess of revenue over expenses and disbursements</b>	<b>57,000</b>				
b <b>Net investment income</b> (if negative, enter -0-)		<b>107,633</b>			
c <b>Adjusted net income</b> (if negative, enter -0-)			<b>19,494</b>		

For Paperwork Reduction Act Notice, see instructions.

Form **990-PF** (2012)

616 22

Part II Balance Sheets		Attached schedules and amounts in the description column should be for end-of-year amounts only (See instructions)			
		Beginning of year	End of year		
		(a) Book Value	(b) Book Value	(c) Fair Market Value	
Assets	1	Cash – non-interest-bearing	168,752	16,060	16,062
	2	Savings and temporary cash investments	68,631	32,529	32,529
	3	Accounts receivable ▶ Less allowance for doubtful accounts ▶			
	4	Pledges receivable ▶ Less allowance for doubtful accounts ▶			
	5	Grants receivable			
	6	Receivables due from officers, directors, trustees, and other disqualified persons (attach schedule) (see instructions)			
	7	Other notes and loans receivable (att schedule) ▶ Less allowance for doubtful accounts ▶	0		
	8	Inventories for sale or use			
	9	Prepaid expenses and deferred charges			
	10a	Investments – U S and state government obligations (attach schedule) <b>STMT 5</b>	357,713	313,077	309,570
	b	Investments – corporate stock (attach schedule) <b>SEE STMT 6</b>	769,664	1,060,094	1,170,992
	c	Investments – corporate bonds (attach schedule)			
	11	Investments – land, buildings, and equipment basis ▶ Less accumulated depreciation (attach sch ) ▶			
	12	Investments – mortgage loans			
	13	Investments – other (attach schedule) <b>SEE STATEMENT 7</b>	6,000	6,000	6,000
	14	Land, buildings, and equipment basis ▶ Less accumulated depreciation (attach sch ) ▶			
15	Other assets (describe ▶ <b>SEE STATEMENT 8</b> )	1,046	1,046	1,046	
16	<b>Total assets</b> (to be completed by all filers – see the instructions Also, see page 1, item 1)	1,371,806	1,428,806	1,536,199	
Liabilities	17	Accounts payable and accrued expenses			
	18	Grants payable			
	19	Deferred revenue			
	20	Loans from officers, directors, trustees, and other disqualified persons			
	21	Mortgages and other notes payable (attach schedule)			
	22	Other liabilities (describe ▶ )			
	23	<b>Total liabilities</b> (add lines 17 through 22)	0	0	
Net Assets or Fund Balances	Foundations that follow SFAS 117, check here and complete lines 24 through 26 and lines 30 and 31. ▶ <input type="checkbox"/>				
	24	Unrestricted			
	25	Temporarily restricted			
	26	Permanently restricted			
	Foundations that do not follow SFAS 117, check here and complete lines 27 through 31. ▶ <input checked="" type="checkbox"/>				
	27	Capital stock, trust principal, or current funds			
	28	Paid-in or capital surplus, or land, bldg , and equipment fund			
	29	Retained earnings, accumulated income, endowment, or other funds	1,371,806	1,428,806	
30	<b>Total net assets or fund balances</b> (see instructions)	1,371,806	1,428,806		
31	<b>Total liabilities and net assets/fund balances</b> (see instructions)	1,371,806	1,428,806		

**Part III Analysis of Changes in Net Assets or Fund Balances**

1	Total net assets or fund balances at beginning of year – Part II, column (a), line 30 (must agree with end-of-year figure reported on prior year's return)	1	1,371,806
2	Enter amount from Part I, line 27a	2	57,000
3	Other increases not included in line 2 (itemize) ▶	3	
4	Add lines 1, 2, and 3	4	1,428,806
5	Decreases not included in line 2 (itemize) ▶	5	
6	Total net assets or fund balances at end of year (line 4 minus line 5) – Part II, column (b), line 30	6	1,428,806

**Part IV Capital Gains and Losses for Tax on Investment Income**

(a) List and describe the kind(s) of property sold (e.g., real estate, 2-story brick warehouse, or common stock, 200 shs MLC Co)		(b) How acquired P - Purchase D - Donation	(c) Date acquired (mo., day, yr.)	(d) Date sold (mo., day, yr.)
<b>1a SEE WORKSHEET</b>				
<b>b</b>				
<b>c</b>				
<b>d</b>				
<b>e</b>				
(e) Gross sales price	(f) Depreciation allowed (or allowable)	(g) Cost or other basis plus expense of sale	(h) Gain or (loss) (e) plus (f) minus (g)	
<b>a</b>				
<b>b</b>				
<b>c</b>				
<b>d</b>				
<b>e</b>				
Complete only for assets showing gain in column (h) and owned by the foundation on 12/31/69				(i) Gains (Col (h) gain minus col (k), but not less than -0-) or Losses (from col (h))
(l) FMV as of 12/31/69	(j) Adjusted basis as of 12/31/69	(k) Excess of col (i) over col (j), if any		
<b>a</b>				
<b>b</b>				
<b>c</b>				
<b>d</b>				
<b>e</b>				
<b>2</b> Capital gain net income or (net capital loss) <span style="font-size: 2em;">}</span> <span style="font-size: 2em;">[</span> If gain, also enter in Part I, line 7 If (loss), enter -0- in Part I, line 7 <span style="font-size: 2em;">]</span>		<b>2</b>	<b>95,146</b>	
<b>3</b> Net short-term capital gain or (loss) as defined in sections 1222(5) and (6) If gain, also enter in Part I, line 8, column (c) (see instructions) If (loss), enter -0- in Part I, line 8 <span style="font-size: 2em;">}</span>		<b>3</b>	<b>19,717</b>	

**Part V Qualification Under Section 4940(e) for Reduced Tax on Net Investment Income**

(For optional use by domestic private foundations subject to the section 4940(a) tax on net investment income)

If section 4940(d)(2) applies, leave this part blank

Was the foundation liable for the section 4942 tax on the distributable amount of any year in the base period?  Yes  No

If "Yes," the foundation does not qualify under section 4940(e) Do not complete this part

**1** Enter the appropriate amount in each column for each year, see the instructions before making any entries

(a) Base period years Calendar year (or tax year beginning in)	(b) Adjusted qualifying distributions	(c) Net value of noncharitable-use assets	(d) Distribution ratio (col (b) divided by col (c))
2011	205,221	1,118,121	0.183541
2010	202,499	1,520,237	0.133202
2009	193,111	1,444,756	0.133663
2008	190,879	1,547,754	0.123326
2007	202,821	2,207,821	0.091865
<b>2</b> Total of line 1, column (d)			<b>0.665597</b>
<b>3</b> Average distribution ratio for the 5-year base period - divide the total on line 2 by 5, or by the number of years the foundation has been in existence if less than 5 years			<b>0.133119</b>
<b>4</b> Enter the net value of noncharitable-use assets for 2012 from Part X, line 5			<b>1,584,724</b>
<b>5</b> Multiply line 4 by line 3			<b>210,957</b>
<b>6</b> Enter 1% of net investment income (1% of Part I, line 27b)			<b>1,076</b>
<b>7</b> Add lines 5 and 6			<b>212,033</b>
<b>8</b> Enter qualifying distributions from Part XII, line 4 If line 8 is equal to or greater than line 7, check the box in Part VI, line 1b, and complete that part using a 1% tax rate See the Part VI instructions			<b>212,500</b>

**Part VI Excise Tax Based on Investment Income (Section 4940(a), 4940(b), 4940(e), or 4948 - see instructions)**

1a	Exempt operating foundations described in section 4940(d)(2), check here <input type="checkbox"/> and enter "N/A" on line 1 Date of ruling or determination letter (attach copy of letter if necessary—see instructions)		
b	Domestic foundations that meet the section 4940(e) requirements in Part V, check here <input checked="" type="checkbox"/> and enter 1% of Part I, line 27b	1	1,076
c	All other domestic foundations enter 2% of line 27b Exempt foreign organizations enter 4% of Part I, line 12, col (b)		
2	Tax under section 511 (domestic section 4947(a)(1) trusts and taxable foundations only Others enter -0-)	2	0
3	Add lines 1 and 2	3	1,076
4	Subtitle A (income) tax (domestic section 4947(a)(1) trusts and taxable foundations only Others enter -0-)	4	0
5	Tax based on investment income. Subtract line 4 from line 3 If zero or less, enter -0-	5	1,076
6	Credits/Payments		
a	2012 estimated tax payments and 2011 overpayment credited to 2012	6a	47
b	Exempt foreign organizations - tax withheld at source	6b	
c	Tax paid with application for extension of time to file (Form 8868)	6c	
d	Backup withholding erroneously withheld	6d	
7	Total credits and payments Add lines 6a through 6d	7	47
8	Enter any penalty for underpayment of estimated tax Check here <input checked="" type="checkbox"/> if Form 2220 is attached	8	14
9	Tax due. If the total of lines 5 and 8 is more than line 7, enter amount owed	9	1,043
10	Overpayment. If line 7 is more than the total of lines 5 and 8, enter the amount overpaid	10	
11	Enter the amount of line 10 to be Credited to 2013 estimated tax Refunded	11	

**Part VII-A Statements Regarding Activities**

	Yes	No
1a		X
1b		X
1c		X
2		X
3		X
4a		X
4b	N/A	
5		X
6	X	
7	X	
8a		
8b	X	
9		X
10		X

Part VII-A Statements Regarding Activities (continued)

11	At any time during the year, did the foundation, directly or indirectly, own a controlled entity within the meaning of section 512(b)(13)? If "Yes," attach schedule (see instructions)	11		X
12	Did the foundation make a distribution to a donor advised fund over which the foundation or a disqualified person had advisory privileges? If "Yes," attach statement (see instructions)	12		X
13	Did the foundation comply with the public inspection requirements for its annual returns and exemption application? Website address ▶ N/A	13	X	
14	The books are in care of ▶ SCHAIN LEIFER GURALNICK 10 E40TH ST Located at ▶ NEW YORK NY ZIP+4 ▶ 10016 Telephone no ▶ 212-679-0380			
15	Section 4947(a)(1) nonexempt charitable trusts filing Form 990-PF in lieu of Form 1041 - Check here and enter the amount of tax-exempt interest received or accrued during the year ▶ 15			
16	At any time during calendar year 2012, did the foundation have an interest in or a signature or other authority over a bank, securities, or other financial account in a foreign country? See the instructions for exceptions and filing requirements for Form TD F 90-22 1 If "Yes," enter the name of the foreign country ▶	16	Yes	No X

Part VII-B Statements Regarding Activities for Which Form 4720 May Be Required

File Form 4720 if any item is checked in the "Yes" column, unless an exception applies.

		Yes	No
1a	During the year did the foundation (either directly or indirectly)		
(1)	Engage in the sale or exchange, or leasing of property with a disqualified person? <input type="checkbox"/> Yes <input checked="" type="checkbox"/> No		
(2)	Borrow money from, lend money to, or otherwise extend credit to (or accept it from) a disqualified person? <input type="checkbox"/> Yes <input checked="" type="checkbox"/> No		
(3)	Furnish goods, services, or facilities to (or accept them from) a disqualified person? <input type="checkbox"/> Yes <input checked="" type="checkbox"/> No		
(4)	Pay compensation to, or pay or reimburse the expenses of, a disqualified person? <input type="checkbox"/> Yes <input checked="" type="checkbox"/> No		
(5)	Transfer any income or assets to a disqualified person (or make any of either available for the benefit or use of a disqualified person)? <input type="checkbox"/> Yes <input checked="" type="checkbox"/> No		
(6)	Agree to pay money or property to a government official? (Exception. Check "No" if the foundation agreed to make a grant to or to employ the official for a period after termination of government service, if terminating within 90 days ) <input type="checkbox"/> Yes <input checked="" type="checkbox"/> No		
b	If any answer is "Yes" to 1a(1)-(6), did any of the acts fail to qualify under the exceptions described in Regulations section 53.4941(d)-3 or in a current notice regarding disaster assistance (see instructions)? Organizations relying on a current notice regarding disaster assistance check here ▶ <input type="checkbox"/> N/A	1b	
c	Did the foundation engage in a prior year in any of the acts described in 1a, other than excepted acts, that were not corrected before the first day of the tax year beginning in 2012? N/A	1c	
2	Taxes on failure to distribute income (section 4942) (does not apply for years the foundation was a private operating foundation defined in section 4942(j)(3) or 4942(j)(5))		
a	At the end of tax year 2012, did the foundation have any undistributed income (lines 6d and 6e, Part XIII) for tax year(s) beginning before 2012? If "Yes," list the years ▶ 20 , 20 , 20 , 20 <input type="checkbox"/> Yes <input checked="" type="checkbox"/> No		
b	Are there any years listed in 2a for which the foundation is not applying the provisions of section 4942(a)(2) (relating to incorrect valuation of assets) to the year's undistributed income? (If applying section 4942(a)(2) to all years listed, answer "No" and attach statement - see instructions ) N/A	2b	
c	If the provisions of section 4942(a)(2) are being applied to any of the years listed in 2a, list the years here ▶ 20 , 20 , 20 , 20		
3a	Did the foundation hold more than a 2% direct or indirect interest in any business enterprise at any time during the year? <input type="checkbox"/> Yes <input checked="" type="checkbox"/> No		
b	If "Yes," did it have excess business holdings in 2012 as a result of (1) any purchase by the foundation or disqualified persons after May 26, 1969, (2) the lapse of the 5-year period (or longer period approved by the Commissioner under section 4943(c)(7)) to dispose of holdings acquired by gift or bequest, or (3) the lapse of the 10-, 15-, or 20-year first phase holding period? (Use Schedule C, Form 4720, to determine if the foundation had excess business holdings in 2012 ) N/A	3b	
4a	Did the foundation invest during the year any amount in a manner that would jeopardize its charitable purposes?	4a	X
b	Did the foundation make any investment in a prior year (but after December 31, 1969) that could jeopardize its charitable purpose that had not been removed from jeopardy before the first day of the tax year beginning in 2012?	4b	X

**Part VII-B Statements Regarding Activities for Which Form 4720 May Be Required (continued)**

**5a** During the year did the foundation pay or incur any amount to

(1) Carry on propaganda, or otherwise attempt to influence legislation (section 4945(e))?  Yes  No

(2) Influence the outcome of any specific public election (see section 4955), or to carry on, directly or indirectly, any voter registration drive?  Yes  No

(3) Provide a grant to an individual for travel, study, or other similar purposes?  Yes  No

(4) Provide a grant to an organization other than a charitable, etc., organization described in section 509(a)(1), (2), or (3), or section 4940(d)(2)? (see instructions)  Yes  No

(5) Provide for any purpose other than religious, charitable, scientific, literary, or educational purposes, or for the prevention of cruelty to children or animals?  Yes  No

**b** If any answer is "Yes" to 5a(1)–(5), did any of the transactions fail to qualify under the exceptions described in Regulations section 53.4945 or in a current notice regarding disaster assistance (see instructions)? **N/A**  **5b**

Organizations relying on a current notice regarding disaster assistance check here

**c** If the answer is "Yes" to question 5a(4), does the foundation claim exemption from the tax because it maintained expenditure responsibility for the grant? **N/A**  Yes  No

If "Yes," attach the statement required by Regulations section 53.4945–5(d)

**6a** Did the foundation, during the year, receive any funds, directly or indirectly, to pay premiums on a personal benefit contract?  Yes  No

**b** Did the foundation, during the year, pay premiums, directly or indirectly, on a personal benefit contract? **6b**  Yes  No **X**

If "Yes" to 6b, file Form 8870

**7a** At any time during the tax year, was the foundation a party to a prohibited tax shelter transaction?  Yes  No

**b** If "Yes," did the foundation receive any proceeds or have any net income attributable to the transaction? **N/A** **7b**

**Part VIII Information About Officers, Directors, Trustees, Foundation Managers, Highly Paid Employees, and Contractors**

**1 List all officers, directors, trustees, foundation managers and their compensation (see instructions).**

(a) Name and address	(b) Title, and average hours per week devoted to position	(c) Compensation (If not paid, enter -0-)	(d) Contributions to employee benefit plans and deferred compensation	(e) Expense account, other allowances
HOWARD SCHAIN 10 EAST 40TH STREET NEW YORK NY 10016	PRESIDENT 1.00	0	0	0
MARK W. BLACKMAN 10 EAST 40TH STREET NEW YORK NY 10016	TRUSTEE 0.00	0	0	0
JOHN N. BLACKMAN, JR. 10 EAST 40TH STREET NEW YORK NY 10016	TRUSTEE 0.00	0	0	0

**2 Compensation of five highest-paid employees (other than those included on line 1 – see instructions). If none, enter "NONE."**

(a) Name and address of each employee paid more than \$50,000	(b) Title, and average hours per week devoted to position	(c) Compensation	(d) Contributions to employee benefit plans and deferred compensation	(e) Expense account, other allowances
NONE				

**Total number of other employees paid over \$50,000** **0**

**Part VIII Information About Officers, Directors, Trustees, Foundation Managers, Highly Paid Employees, and Contractors (continued)**

**3 Five highest-paid independent contractors for professional services (see instructions). If none, enter "NONE."**

(a) Name and address of each person paid more than \$50,000	(b) Type of service	(c) Compensation
NONE		

Total number of others receiving over \$50,000 for professional services ▶

**Part IX-A Summary of Direct Charitable Activities**

List the foundation's four largest direct charitable activities during the tax year. Include relevant statistical information such as the number of organizations and other beneficiaries served, conferences convened, research papers produced, etc.

	Expenses
1 N/A	
2	
3	
4	

**Part IX-B Summary of Program-Related Investments (see instructions)**

Describe the two largest program-related investments made by the foundation during the tax year on lines 1 and 2

	Amount
1 N/A	
2	
All other program-related investments See instructions 3	

Total. Add lines 1 through 3 ▶

**Part X Minimum Investment Return** (All domestic foundations must complete this part Foreign foundations, see instructions )

1	Fair market value of assets not used (or held for use) directly in carrying out charitable, etc , purposes.		
a	Average monthly fair market value of securities	1a	1,418,633
b	Average of monthly cash balances	1b	184,224
c	Fair market value of all other assets (see instructions)	1c	6,000
d	<b>Total</b> (add lines 1a, b, and c)	1d	1,608,857
e	Reduction claimed for blockage or other factors reported on lines 1a and 1c (attach detailed explanation)	1e	0
2	Acquisition indebtedness applicable to line 1 assets	2	0
3	Subtract line 2 from line 1d	3	1,608,857
4	Cash deemed held for charitable activities Enter 1½% of line 3 (for greater amount, see instructions)	4	24,133
5	<b>Net value of noncharitable-use assets.</b> Subtract line 4 from line 3 Enter here and on Part V, line 4	5	1,584,724
6	<b>Minimum investment return.</b> Enter 5% of line 5	6	79,236

**Part XI Distributable Amount** (see instructions) (Section 4942(j)(3) and (j)(5) private operating foundations and certain foreign organizations check here  and do not complete this part )

1	Minimum investment return from Part X, line 6	1	79,236
2a	Tax on investment income for 2012 from Part VI, line 5	2a	1,076
b	Income tax for 2012 (This does not include the tax from Part VI)	2b	
c	Add lines 2a and 2b	2c	1,076
3	Distributable amount before adjustments Subtract line 2c from line 1	3	78,160
4	Recoveries of amounts treated as qualifying distributions	4	
5	Add lines 3 and 4	5	78,160
6	Deduction from distributable amount (see instructions)	6	
7	<b>Distributable amount as adjusted</b> Subtract line 6 from line 5 Enter here and on Part XIII, line 1	7	78,160

**Part XII Qualifying Distributions** (see instructions)

1	Amounts paid (including administrative expenses) to accomplish charitable, etc , purposes		
a	Expenses, contributions, gifts, etc – total from Part I, column (d), line 26	1a	212,500
b	Program-related investments – total from Part IX-B	1b	
2	Amounts paid to acquire assets used (or held for use) directly in carrying out charitable, etc , purposes	2	
3	Amounts set aside for specific charitable projects that satisfy the		
a	Suitability test (prior IRS approval required)	3a	
b	Cash distribution test (attach the required schedule)	3b	
4	<b>Qualifying distributions.</b> Add lines 1a through 3b Enter here and on Part V, line 8, and Part XIII, line 4	4	212,500
5	Foundations that qualify under section 4940(e) for the reduced rate of tax on net investment income Enter 1% of Part I, line 27b (see instructions)	5	1,076
6	<b>Adjusted qualifying distributions.</b> Subtract line 5 from line 4	6	211,424

**Note.** The amount on line 6 will be used in Part V, column (b), in subsequent years when calculating whether the foundation qualifies for the section 4940(e) reduction of tax in those years

**Part XIII Undistributed Income** (see instructions)

		(a) Corpus	(b) Years prior to 2011	(c) 2011	(d) 2012
1	Distributable amount for 2012 from Part XI, line 7				<b>78,160</b>
2	Undistributed income, if any, as of the end of 2012:				
a	Enter amount for 2011 only				
b	Total for prior years 20____, 20____, 20____				
3	Excess distributions carryover, if any, to 2012				
a	From 2007	<b>92,788</b>			
b	From 2008	<b>113,733</b>			
c	From 2009	<b>122,651</b>			
d	From 2010	<b>127,489</b>			
e	From 2011	<b>158,873</b>			
f	<b>Total of lines 3a through e</b>	<b>615,534</b>			
4	Qualifying distributions for 2012 from Part XII, line 4 ▶ \$ <b>212,500</b>				
a	Applied to 2011, but not more than line 2a				
b	Applied to undistributed income of prior years (Election required – see instructions)				
c	Treated as distributions out of corpus (Election required – see instructions)				
d	Applied to 2012 distributable amount				<b>78,160</b>
e	Remaining amount distributed out of corpus	<b>134,340</b>			
5	Excess distributions carryover applied to 2012 (If an amount appears in column (d), the same amount must be shown in column (a).)				
6	<b>Enter the net total of each column as indicated below:</b>				
a	Corpus Add lines 3f, 4c, and 4e Subtract line 5	<b>749,874</b>			
b	Prior years' undistributed income Subtract line 4b from line 2b				
c	Enter the amount of prior years' undistributed income for which a notice of deficiency has been issued, or on which the section 4942(a) tax has been previously assessed				
d	Subtract line 6c from line 6b. Taxable amount – see instructions				
e	Undistributed income for 2011 Subtract line 4a from line 2a Taxable amount – see instructions				
f	Undistributed income for 2012 Subtract lines 4d and 5 from line 1 This amount must be distributed in 2013				<b>0</b>
7	Amounts treated as distributions out of corpus to satisfy requirements imposed by section 170(b)(1)(F) or 4942(g)(3) (see instructions)				
8	Excess distributions carryover from 2007 not applied on line 5 or line 7 (see instructions)	<b>92,788</b>			
9	<b>Excess distributions carryover to 2013.</b> Subtract lines 7 and 8 from line 6a	<b>657,086</b>			
10	Analysis of line 9				
a	Excess from 2008	<b>113,733</b>			
b	Excess from 2009	<b>122,651</b>			
c	Excess from 2010	<b>127,489</b>			
d	Excess from 2011	<b>158,873</b>			
e	Excess from 2012	<b>134,340</b>			

**Part XIV Private Operating Foundations** (see instructions and Part VII-A, question 9)

<b>1a</b>	If the foundation has received a ruling or determination letter that it is a private operating foundation, and the ruling is effective for 2012, enter the date of the ruling				
<b>b</b>	Check box to indicate whether the foundation is a private operating foundation described in section <input type="checkbox"/> 4942(j)(3) or <input type="checkbox"/> 4942(j)(5)				
<b>2a</b>	Tax year				(e) Total
	Prior 3 years				
	(a) 2012	(b) 2011	(c) 2010	(d) 2009	
<b>b</b>	85% of line 2a				
<b>c</b>	Qualifying distributions from Part XII, line 4 for each year listed				
<b>d</b>	Amounts included in line 2c not used directly for active conduct of exempt activities				
<b>e</b>	Qualifying distributions made directly for active conduct of exempt activities				
	Subtract line 2d from line 2c				
<b>3</b>	Complete 3a, b, or c for the alternative test relied upon				
<b>a</b>	"Assets" alternative test – enter:				
	(1) Value of all assets				
	(2) Value of assets qualifying under section 4942(j)(3)(B)(i)				
<b>b</b>	"Endowment" alternative test – enter 2/3 of minimum investment return shown in Part X, line 6 for each year listed				
<b>c</b>	"Support" alternative test – enter:				
	(1) Total support other than gross investment income (interest, dividends, rents, payments on securities loans (section 512(a)(5)), or royalties)				
	(2) Support from general public and 5 or more exempt organizations as provided in section 4942(j)(3)(B)(iii)				
	(3) Largest amount of support from an exempt organization				
	(4) Gross investment income				

**Part XV Supplementary Information (Complete this part only if the foundation had \$5,000 or more in assets at any time during the year – see instructions.)**

**1 Information Regarding Foundation Managers:**

**a** List any managers of the foundation who have contributed more than 2% of the total contributions received by the foundation before the close of any tax year (but only if they have contributed more than \$5,000) (See section 507(d)(2) )  
**N/A**

**b** List any managers of the foundation who own 10% or more of the stock of a corporation (or an equally large portion of the ownership of a partnership or other entity) of which the foundation has a 10% or greater interest  
**N/A**

**2 Information Regarding Contribution, Grant, Gift, Loan, Scholarship, etc., Programs:**  
 Check here  if the foundation only makes contributions to preselected charitable organizations and does not accept unsolicited requests for funds. If the foundation makes gifts, grants, etc (see instructions) to individuals or organizations under other conditions, complete items 2a, b, c, and d

**a** The name, address, and telephone number or e-mail of the person to whom applications should be addressed  
**HOWARD SCHAIN 212-679-0380**  
**10 EAST 40TH STREET #2710 NEW YORK NY 10016**

**b** The form in which applications should be submitted and information and materials they should include  
**BY LETTER**

**c** Any submission deadlines  
**NONE**

**d** Any restrictions or limitations on awards, such as by geographical areas, charitable fields, kinds of institutions, or other factors  
**NONE**

**Part XV Supplementary Information (continued)**

**3 Grants and Contributions Paid During the Year or Approved for Future Payment**

Recipient	If recipient is an individual, show any relationship to any foundation manager or substantial contributor	Foundation status of recipient	Purpose of grant or contribution	Amount
Name and address (home or business)				
<p><b>a</b> Paid during the year  <b>SEE STATEMENT 9</b></p>				<p><b>212,500</b></p>
<p><b>Total</b></p>				<p><b>▶ 3a 212,500</b></p>
<p><b>b</b> Approved for future payment  <b>N/A</b></p>				
<p><b>Total</b></p>				<p><b>▶ 3b</b></p>





**Schedule B**  
(Form 990, 990-EZ,  
or 990-PF)

Department of the Treasury  
Internal Revenue Service

**Schedule of Contributors**

▶ Attach to Form 990, Form 990-EZ, or Form 990-PF.

OMB No 1545-0047

**2012**

<b>Name of the organization</b> <b>JOHN N. BLACKMAN SR. FOUNDATION</b> <b>C/O SCHAIN LEIFER GURALNICK</b>	<b>Employer identification number</b> <b>22-2938619</b>
---	--

Organization type (check one)

Filers of:	Section:
Form 990 or 990-EZ	<input type="checkbox"/> 501(c)( ) (enter number) organization
	<input type="checkbox"/> 4947(a)(1) nonexempt charitable trust not treated as a private foundation
	<input type="checkbox"/> 527 political organization
Form 990-PF	<input checked="" type="checkbox"/> 501(c)(3) exempt private foundation
	<input type="checkbox"/> 4947(a)(1) nonexempt charitable trust treated as a private foundation
	<input type="checkbox"/> 501(c)(3) taxable private foundation

Check if your organization is covered by the **General Rule** or a **Special Rule**.

**Note.** Only a section 501(c)(7), (8), or (10) organization can check boxes for both the General Rule and a Special Rule. See instructions.

**General Rule**

- For an organization filing Form 990, 990-EZ, or 990-PF that received, during the year, \$5,000 or more (in money or property) from any one contributor. Complete Parts I and II.

**Special Rules**

- For a section 501(c)(3) organization filing Form 990 or 990-EZ that met the 33<sup>1</sup>/<sub>3</sub> % support test of the regulations under sections 509(a)(1) and 170(b)(1)(A)(vi) and received from any one contributor, during the year, a contribution of the greater of (1) \$5,000 or (2) 2% of the amount on (i) Form 990, Part VIII, line 1h, or (ii) Form 990-EZ, line 1. Complete Parts I and II.
- For a section 501(c)(7), (8), or (10) organization filing Form 990 or 990-EZ that received from any one contributor, during the year, total contributions of more than \$1,000 for use exclusively for religious, charitable, scientific, literary, or educational purposes, or the prevention of cruelty to children or animals. Complete Parts I, II, and III.
- For a section 501(c)(7), (8), or (10) organization filing Form 990 or 990-EZ that received from any one contributor, during the year, contributions for use exclusively for religious, charitable, etc., purposes, but these contributions did not total to more than \$1,000. If this box is checked, enter here the total contributions that were received during the year for an exclusively religious, charitable, etc., purpose. Do not complete any of the parts unless the **General Rule** applies to this organization because it received nonexclusively religious, charitable, etc., contributions of \$5,000 or more during the year. ▶ §

**Caution.** An organization that is not covered by the General Rule and/or the Special Rules does not file Schedule B (Form 990, 990-EZ, or 990-PF), but it must answer "No" on Part IV, line 2 of its Form 990, or check the box on line H of its Form 990-EZ or on Part I, line 2 of its Form 990-PF, to certify that it does not meet the filing requirements of Schedule B (Form 990, 990-EZ, or 990-PF).

For Paperwork Reduction Act Notice, see the Instructions for Form 990, 990-EZ, or 990-PF.

Schedule B (Form 990, 990-EZ, or 990-PF) (2012)

Name of organization <b>JOHN N. BLACKMAN SR. FOUNDATION</b>	Employer identification number <b>22-2938619</b>
--	---

**Part I Contributors** (see instructions). Use duplicate copies of Part I if additional space is needed.

(a) No.	(b) Name, address, and ZIP + 4	(c) Total contributions	(d) Type of contribution
1	<b>MARK BLACKMAN 80 DEEPWOOD ROAD  DARIEN CT 06820</b>	\$ <b>100,000</b>	Person <input checked="" type="checkbox"/> Payroll <input type="checkbox"/> Noncash <input type="checkbox"/> (Complete Part II if there is a noncash contribution )
2	<b>JOHN BLACKMAN 15368 MILAN LANE  NAPLES FL 34110</b>	\$ <b>100,000</b>	Person <input checked="" type="checkbox"/> Payroll <input type="checkbox"/> Noncash <input type="checkbox"/> (Complete Part II if there is a noncash contribution )
		\$	Person <input type="checkbox"/> Payroll <input type="checkbox"/> Noncash <input type="checkbox"/> (Complete Part II if there is a noncash contribution )
		\$	Person <input type="checkbox"/> Payroll <input type="checkbox"/> Noncash <input type="checkbox"/> (Complete Part II if there is a noncash contribution )
		\$	Person <input type="checkbox"/> Payroll <input type="checkbox"/> Noncash <input type="checkbox"/> (Complete Part II if there is a noncash contribution )
		\$	Person <input type="checkbox"/> Payroll <input type="checkbox"/> Noncash <input type="checkbox"/> (Complete Part II if there is a noncash contribution )

**Federal Statements**

**Taxable Interest on Investments**

<u>Description</u>	<u>Amount</u>	<u>Unrelated Business Code</u>	<u>Exclusion Code</u>	<u>Postal Code</u>	<u>US Obs (\$ or %)</u>
INTEREST - UBS 67282	\$ 4		14	NY	
INTEREST - UBS 67283	2		14	NY	
INTEREST - UBS 67284	1		14	NY	
INTEREST - UBS 67281: US GOVT	9,062		14	NY	
TOTAL	<u>\$ 9,069</u>				

**Taxable Dividends from Securities**

<u>Description</u>	<u>Amount</u>	<u>Unrelated Business Code</u>	<u>Exclusion Code</u>	<u>Postal Code</u>	<u>US Obs (\$ or %)</u>
DIVIDENDS: UBS 67280	\$ 6,363		14	NY	
DIVIDENDS: UBS 67282	569		14	NY	
DIVIDENDS: UBS 67283	17,787		14	NY	
DIVIDENDS: UBS 67284	4,122		14	NY	
TOTAL	<u>\$ 28,841</u>				

907 JOHN N. BLACKMAN SR. FOUNDATION  
 22-2938619  
 FYE: 8/31/2013

## Federal Statements

### Statement 9 - Form 990-PF, Part XV, Line 3a - Grants and Contributions Paid During the Year (continued)

Name	Address	Relationship	Status	Purpose	Amount
RESOURCES FOR CHILDREN WITH SPECIAL NEEDS	116 EAST 16TH STREET NEW YORK NY 10003			GENERAL	3,000
SAFE SPACE	89-74 162ND STREET JAMAICA NY 11432			GENERAL	3,000
SANCTUARY FOR FAMILIES	P.O. BOX 1406 NEW YORK NY 10268			GENERAL	3,000
SMILES FOR SCOTT FOUNDATION	P.O. BOX 643 PLAINVIEW NY 11803			GENERAL	4,000
ST. CHRISTOPHER CHILD CARE SERVICES	71 SOUTH BROADWAY DOBBS FERRY NY 10522			GENERAL	3,000
SUNRISE DAY CAMP	15 NEIL COURT OCEANSIDE NY 11572			GENERAL	2,500
THE LOUIS ARMSTRONG CENTER	10 NATHAN PERLMAN PL NEW YORK NY 10003			GENERAL	3,000
VOLUNTEERS OF AMERICA	340 WEST 85TH STREET NEW YORK NY 10024			GENERAL	3,000
WE CARE BLANKETS	1407 BUCKNELL DRIVE MASSAPEQUA NY 11758			GENERAL	3,000
WOMEN'S PRISON ASSOCIATION	110 SECOND AVENUE NEW YORK NY 10003			GENERAL	3,000
YAI/NYL	460 WEST 34TH STREET NEW YORK NY 10001			GENERAL	3,000
YOUTH SERVICES LEAGUE, INC.	181A 29TH STREET BROOKLYN NY 11232			GENERAL	3,000
TOTAL					212,500

## Capital Gains and Losses for Tax on Investment Income

Form **990-PF****2012**

For calendar year 2012, or tax year beginning

09/01/12 , and ending

08/31/13

Name

**JOHN N. BLACKMAN SR. FOUNDATION  
C/O SCHAIN LEIFER GURALNICK**

Employer Identification Number

**22-2938619**

(a) List and describe the kind(s) of property sold, e.g., real estate, 2-story brick warehouse, or common stock, 200 shs MLC Co	(b) How acquired P-Purchase D-Donation	(c) Date acquired (mo., day, yr.)	(d) Date sold (mo., day, yr.)
(1) <b>SEE ATTACHED UBS 67280</b>	<b>P</b>	<b>VARIOUS</b>	<b>VARIOUS</b>
(2) <b>SEE ATTACHED UBS 67280</b>	<b>P</b>	<b>VARIOUS</b>	<b>VARIOUS</b>
(3) <b>SEE ATTACHED UBS 67281</b>	<b>P</b>	<b>VARIOUS</b>	<b>VARIOUS</b>
(4) <b>SEE ATTACHED UBS 67281</b>	<b>P</b>	<b>VARIOUS</b>	<b>VARIOUS</b>
(5) <b>SEE ATTACHED UBS 67282</b>	<b>P</b>	<b>VARIOUS</b>	<b>VARIOUS</b>
(6) <b>SEE ATTACHED UBS 67283</b>	<b>P</b>	<b>VARIOUS</b>	<b>VARIOUS</b>
(7) <b>SEE ATTACHED UBS 67283</b>	<b>P</b>	<b>VARIOUS</b>	<b>VARIOUS</b>
(8) <b>SEE ATTACHED UBS 67284</b>	<b>P</b>	<b>VARIOUS</b>	<b>VARIOUS</b>
(9)			
(10)			
(11)			
(12)			
(13)			
(14)			
(15)			

(e) Gross sales price	(f) Depreciation allowed (or allowable)	(g) Cost or other basis plus expense of sale	(h) Gain or (loss) (e) plus (f) minus (g)
(1) <b>66,228</b>		<b>58,539</b>	<b>7,689</b>
(2) <b>131,257</b>		<b>115,778</b>	<b>15,479</b>
(3) <b>22,730</b>		<b>23,499</b>	<b>-769</b>
(4) <b>156,868</b>		<b>154,375</b>	<b>2,493</b>
(5) <b>15,557</b>		<b>16,693</b>	<b>-1,136</b>
(6) <b>75,857</b>		<b>65,146</b>	<b>10,711</b>
(7) <b>266,878</b>		<b>209,421</b>	<b>57,457</b>
(8) <b>79,369</b>		<b>76,147</b>	<b>3,222</b>
(9)			
(10)			
(11)			
(12)			
(13)			
(14)			
(15)			

Complete only for assets showing gain in column (h) and owned by the foundation on 12/31/69

(i) FMV as of 12/31/69	(j) Adjusted basis as of 12/31/69	(k) Excess of col. (i) over col. (j), if any	(l) Gains (Col. (h) gain minus col. (k), but not less than -0-) OR Losses (from col. (h))
(1)			<b>7,689</b>
(2)			<b>15,479</b>
(3)			<b>-769</b>
(4)			<b>2,493</b>
(5)			<b>-1,136</b>
(6)			<b>10,711</b>
(7)			<b>57,457</b>
(8)			<b>3,222</b>
(9)			
(10)			
(11)			
(12)			
(13)			
(14)			
(15)			

907 JOHN N. BLACKMAN SR. FOUNDATION

22-2938619

FYE: 8/31/2013

## Federal Statements

### Statement 1 - Form 990-PF, Part I, Line 16b - Accounting Fees

Description	Total	Net Investment	Adjusted Net	Charitable Purpose
INDIRECT ACCOUNTING FEES	\$ 38,000	\$ 15,200	\$ 22,800	\$
TOTAL	\$ 38,000	\$ 15,200	\$ 22,800	\$ 0

### Statement 2 - Form 990-PF, Part I, Line 16c - Other Professional Fees

Description	Total	Net Investment	Adjusted Net	Charitable Purpose
INVESTMENT ADVISORY FEES	\$ 22,374	\$ 8,950	\$ 13,424	\$
TOTAL	\$ 22,374	\$ 8,950	\$ 13,424	\$ 0

### Statement 3 - Form 990-PF, Part I, Line 18 - Taxes

Description	Total	Net Investment	Adjusted Net	Charitable Purpose
FOREIGN TAX WITHHELD	\$ 992	\$ 397	\$ 595	\$
FEDERAL INCOME TAX	500	200	300	
TOTAL	\$ 1,492	\$ 597	\$ 895	\$ 0

**Federal Statements**

**Statement 4 - Form 990-PF, Part I, Line 23 - Other Expenses**

Description	Total	Net Investment	Adjusted Net	Charitable Purpose
EXPENSES	\$	\$	\$	\$
DUES AND SUBSCRIPTIONS	1,157	463	694	
NEW YORK STATE FILING FEES	250	100	150	
PENALTY	283	113	170	
TOTAL	\$ 1,690	\$ 676	\$ 1,014	\$ 0

**Statement 5 - Form 990-PF, Part II, Line 10a - US and State Government Investments**

Description	Beginning of Year	End of Year	Basis of Valuation	Fair Market Value
UBS - JG 67281-55: US GOV'T	\$ 357,713	\$ 313,077	COST	\$ 309,570
TOTAL	\$ 357,713	\$ 313,077		\$ 309,570

**Statement 6 - Form 990-PF, Part II, Line 10b - Corporate Stock Investments**

Description	Beginning of Year	End of Year	Basis of Valuation	Fair Market Value
UBS - JG 67280-55: COMMON STOCK	\$ 301,615	\$ 282,121	COST	\$ 320,585
UBS - JG 67282-55: COMMON STOCK		242,693	COST	260,793
UBS - JG 67284-55: COMMON STOCK		249,586	COST	262,551
UBS - JG 67283-55: COMMON STOCK	468,049	285,694	COST	327,063
TOTAL	\$ 769,664	\$ 1,060,094		\$ 1,170,992

907 JOHN N. BLACKMAN SR. FOUNDATION  
22-2938619  
FYE: 8/31/2013

## Federal Statements

### Statement 7 - Form 990-PF, Part II, Line 13 - Other Investments

Description	Beginning of Year	End of Year	Basis of Valuation	Fair Market Value
BARNWELL INDUSTRIES	\$ 6,000	\$ 6,000	COST	\$ 6,000
TOTAL	\$ 6,000	\$ 6,000		\$ 6,000

### Federal Statements

#### Statement 8 - Form 990-PF, Part II, Line 15 - Other Assets

<u>Description</u>	<u>Beginning of Year</u>	<u>End of Year</u>	<u>Fair Market Value</u>
PREPAID INTEREST	\$ 1,046	\$ 1,046	\$ 1,046
TOTAL	\$ 1,046	\$ 1,046	\$ 1,046

#### Form 990-PF, Part XV, Line 2b - Application Format and Required Contents

Description

BY LETTER

#### Form 990-PF, Part XV, Line 2c - Submission Deadlines

Description

NONE

#### Form 990-PF, Part XV, Line 2d - Award Restrictions or Limitations

Description

NONE

907 JOHN N. BLACKMAN SR. FOUNDATION

## Federal Statements

22-2938619

FYE: 8/31/2013

### Statement 9 - Form 990-PF, Part XV, Line 3a - Grants and Contributions Paid During the Year

Name	Address	Relationship	Status	Purpose	Amount
AMERICAN BALLROOM THEATER COMPANY, NEW YORK NY 10001	25 WEST 31ST STREET		GENERAL	GENERAL	7,500
ANDREW GLOVER YOUTH PROGRAM, INC. NEW YORK NY 10013	100 CENTRE STREET		GENERAL	GENERAL	3,000
BALLET TECH FOUNDATION NEW YORK NY 10003	890 BROADWAY		GENERAL	GENERAL	5,000
BBB WISE GIVING ALLIANCE ARLINGTON VA 22203	4200 WILSON BLVD.		GENERAL	GENERAL	2,000
BEST BUDDIES NEW YORK NEW YORK NY 10001	1133 AVENUE OF THE AMERIC		GENERAL	GENERAL	2,000
BOWERY MISSION NEW YORK NY 10016	132 MADISON AVENUE		GENERAL	GENERAL	3,000
BROOKLYN BALLET, INC. BROOKLYN NY 11201	160 SCHERMERHORN STREET		GENERAL	GENERAL	3,000
CENTER FOR HEARING & COMMUNICATION NEW YORK NY 10004	50 BROADWAY		GENERAL	GENERAL	2,000
CHILDREN'S AID SOCIETY NEW YORK NY 10010	105 EAST 22ND STREET		GENERAL	GENERAL	3,000
CITY HARVEST NEW YORK NY 10018	575 EIGHTH AVENUE		GENERAL	GENERAL	3,000
CITY PARKS FOUNDATION NEW YORK NY 10065	830 FIFTH AVENUE		GENERAL	GENERAL	3,000
CITYMEALS ON WHEELS NEW YORK NY 10017	355 LEXINGTON AVENUE		GENERAL	GENERAL	3,000
COALITION AGAINST CHILD ABUSE & NEG BETHPAGE NY 11714	15 GRUMMAN RD. W.		GENERAL	GENERAL	3,000
COALITION FOR THE HOMELESS NEW YORK NY 10038	129 FULTON STREET		GENERAL	GENERAL	3,000
COMMUNITY-WORD PROJECT NEW YORK NY 10004	42 BROADWAY		GENERAL	GENERAL	3,000
COURT APPOINTED SPECIAL ADVOCATES NEW YORK NY 10004	50 BROADWAY		GENERAL	GENERAL	3,000
DOE FUND NEW YORK NY 10028	232 EAST 84TH STREET		GENERAL	GENERAL	3,000

907 JOHN N. BLACKMAN SR. FOUNDATION  
 22-2938619  
 FYE: 8/31/2013

## Federal Statements

### Statement 9 - Form 990-PF, Part XV, Line 3a - Grants and Contributions Paid During the Year (continued)

Name		Address		Relationship	Status	Purpose	Amount
Address							
EAST SIDE SETTLEMENT HOUSE BRONX NY 10454		337 ALEXANDER AVENUE			GENERAL		3,000
ELEANOR ROOSEVELT CENTER AT VAL-KIL HYDE PARK NY 12538		P.O. BOX 255			GENERAL		3,000
EYE-BANK FOR SIGHT RESTORATION, INC NEW YORK NY 10005		120 WALL STREET			GENERAL		3,000
FRESH AIR FUND NEW YORK NY 10017		633 THIRD AVENUE			GENERAL		3,000
FRIENDS OF EDWARD R MURROW HIGH SCH BROOKLYN NY 11230		1600 AVENUE L			GENERAL		3,000
FULTON AVENUE PTA OCEANSIDE NY 11572		FULTON AVE PTA			GENERAL		3,000
GAY MEN'S HEALTH CENTER NEW YORK NY 10011		446 WEST 33 STREET			GENERAL		3,000
GIFT OF LIFE BONE MARROW FOUNDATION BOCA RATON FL 33431		800 YAMATO ROAD			GENERAL		5,000
GIRL SCOUT COUNCIL OF GREATER OF NE NEW YORK NY 10010		43 WEST 23RD STREET			GENERAL		2,500
GOD'S LOVE WE DELIVER NEW YORK NY 10013		166 AVENUE OF THE AMERICA			GENERAL		3,000
GREATER NEW YORK COUNCILS, B.S.A. NEW YORK NY 10118		350 FIFTH AVENUE			GENERAL		2,500
GUIDING EYES FOR THE BLIND YORKTOWN HEIGHTS NY 10598		611 GRANITE SPRINGS ROAD			GENERAL		3,000
HEART & SOUL CHARITABLE FUND NEW YORK NY 10075		1157 LEXINGTON AVENUE			GENERAL		5,000
HOLE IN THE WALL GANG FUND, INC. NEW HAVEN CT 06511		555 LONG WHARF DRIVE			GENERAL		3,000
HOLY APOSTLES SOUP KITCHEN NEW YORK NY 10001		296 NINTH AVENUE			GENERAL		3,000
INNER CITY SCHOLARSHIP FUND NEW YORK NY 10022		1011 FIRST AVENUE			GENERAL		3,000
KWELI JOURNAL NEW YORK NY 10021		P.O. BOX 693			GENERAL		3,000

907 JOHN N. BLACKMAN SR. FOUNDATION

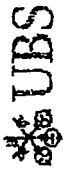
## Federal Statements

22-2938619

FYE: 8/31/2013

### Statement 9 - Form 990-PF, Part XV, Line 3a - Grants and Contributions Paid During the Year (continued)

Name	Address	Relationship	Status	Purpose	Amount
LAGUARDIA HIGH SCHOOL DANCE DEPARTM	100 AMSTERDAM AVENUE NEW YORK NY 10023			GENERAL	5,000
LOTHLORIEN THERAPEUTIC RIDING CENTE	15 REITER ROAD EAST AURORA NY 14052			GENERAL	3,000
LOWER MANHATTAN COMMUNITY MIDDLE	SC 26 BROADWAY NEW YORK NY 10004			GENERAL	5,000
LYME RESEARCH ALLIANCE	2001 WEST MAIN STREET STANFORD CT 06902			GENERAL	10,000
MIDNIGHT RUN	97 MAIN STREET DOBBS FERRY NY 10522			GENERAL	3,000
NATHANIEL RAND FUND OF CHILD LIFE	111 EAST 210TH STREET BRONX NY 10467			GENERAL	5,000
NEW YORK CHORAL SOCIETY	119 WEST 57TH ST. NEW YORK NY 10019			GENERAL	4,000
NEW YORKERS FOR PARKS	55 BROAD ST. NEW YORK NY 10004			GENERAL	3,000
OFFICE FOR PERSONS WITH DISABILITIE	90 CHERRY LANE HICKSVILLE NY 11801			GENERAL	2,000
OLIVER SCHOLAS PROGRAM	80 MAIDEN LANE NEW YORK NY 10038			GENERAL	3,000
PARENTS & TEACHERS ASSN-PS58	330 SMITH STREET BROOKLYN NY 11231			GENERAL	3,000
PATIENT AIRLIFT SERVICES	120 ADAMS BLVD FARMINGDALE NY 11735			GENERAL	6,000
PERCEPTUAL DEVELOPMENT CENTER	441 WEST END AVENUE NEW YORK NY 10024			GENERAL	4,000
PHOENIX HOUSE DEVELOPMENT FUND	164 WEST 74TH STREET NEW YORK NY 10023			GENERAL	3,000
PLANNED PARENTHOOD OF N.Y.C.	26 BLEECKER STREET NEW YORK NY 10012			GENERAL	2,500
POSSE FOUNDATION, INC.	14 WALL STREET NEW YORK NY 10005			GENERAL	3,000
RATTLESTICK PRODUCTIONS, INC.	224 WAVERLY PLACE NEW YORK NY 10014			GENERAL	3,000




Prepared for JOHN N BLACKMAN SR  
 IG 67280 • JOHN N BLACKMAN SR • AC LT 55  
 Risk profile Aggressive/Speculative  
 Return Objective Capital Appreciation

# Realized gain/loss

from 09/01/2012 to 08/31/2013


ADUHE SYSTEMS INC (DELAWARE)	ADBE	ADSK	ADSK	ADSK	BBBY	BIB	BIB	CELGENE CORP	CROWN CASTLE INTL CORP	CROWN CASTLE INTL CORP	CVS CAREMARK CORP	CVS CAREMARK CORP	EXPRESS SCRIPTS HLDG CO	GILEAD SCIENCES INC	GILEAD SCIENCES INC	INTEL CORP	INTEL CORP	JOHNSON & JOHNSON INC	LAUDER ESTEE COS CLA	LAUDER ESTEE COS CLA	LOWES COMPANIES INC	LOWES COMPANIES INC	LOWES COMPANIES INC	MONSIEUR DIEZEL INC	NKRF INC CL B	ORACLE CORP	WALT DISNEY CO (HOLDING CO) DISNEY COM	
00724F101	00724F101	15276B106	05276B106	05276B106	075896100	09062X103	09062X103	15102D104	228227104	228227104	126670100	126670100	30219G108	37555B103	37555B103	45874D103	45874D103	47416D108	518439104	518439104	548661107	548661107	548661107	609207105	654106103	68385X105	754687106	
Quantity	Quantity	Quantity	Quantity	Quantity	Quantity	Quantity	Quantity	Quantity	Quantity	Quantity	Quantity	Quantity	Quantity	Quantity	Quantity	Quantity	Quantity	Quantity	Quantity	Quantity	Quantity	Quantity	Quantity	Quantity	Quantity	Quantity	Quantity	Quantity
02/09/2012	02/09/2012	02/09/2012	08/08/2012	08/27/2012	01/30/2013	03/13/2013	03/13/2013	07/09/2012	09/05/2012	09/05/2012	03/21/2013	03/21/2013	03/01/2013	03/12/2013	03/12/2013	08/08/2012	01/21/2013	03/21/2013	09/04/2012	09/04/2012	02/09/2012	02/09/2012	08/08/2012	03/05/2013	02/09/2012	02/09/2012	08/08/2012	
Purchase amount (\$)	Purchase amount (\$)	Purchase amount (\$)	Purchase amount (\$)	Purchase amount (\$)	Purchase amount (\$)	Purchase amount (\$)	Purchase amount (\$)	Purchase amount (\$)	Purchase amount (\$)	Purchase amount (\$)	Purchase amount (\$)	Purchase amount (\$)	Purchase amount (\$)	Purchase amount (\$)	Purchase amount (\$)	Purchase amount (\$)	Purchase amount (\$)	Purchase amount (\$)	Purchase amount (\$)	Purchase amount (\$)	Purchase amount (\$)	Purchase amount (\$)	Purchase amount (\$)	Purchase amount (\$)	Purchase amount (\$)	Purchase amount (\$)	Purchase amount (\$)	Purchase amount (\$)
1,526.40	3,988.03	1,993.72	2,623.97	2,753.78	879.71	1,583.47	3,969.46	949.13	2,847.39	383.67	3,288.63	3,739.09	416.70	2,545.44	639.12	4,613.85	4,142.08	238.27	2,621.03	3,655.45	3,105.01	865.59	3,766.55	899.24	947.71	100.48	107.62	
01/30/2013	01/31/2013	02/28/2013	02/28/2013	03/04/2013	06/18/2013	08/21/2013	01/30/2013	01/30/2013	08/27/2013	06/18/2013	08/27/2013	06/18/2013	08/21/2013	08/21/2013	03/19/2013	08/21/2013	08/21/2013	06/18/2013	08/21/2013	11/08/2012	01/23/2013	03/22/2013	03/22/2013	06/27/2013	01/20/2013	03/20/2013	01/20/2013	
Sale amount (\$)	Sale amount (\$)	Sale amount (\$)	Sale amount (\$)	Sale amount (\$)	Sale amount (\$)	Sale amount (\$)	Sale amount (\$)	Sale amount (\$)	Sale amount (\$)	Sale amount (\$)	Sale amount (\$)	Sale amount (\$)	Sale amount (\$)	Sale amount (\$)	Sale amount (\$)	Sale amount (\$)	Sale amount (\$)	Sale amount (\$)	Sale amount (\$)	Sale amount (\$)	Sale amount (\$)	Sale amount (\$)	Sale amount (\$)	Sale amount (\$)	Sale amount (\$)	Sale amount (\$)	Sale amount (\$)	Sale amount (\$)
1,783.10	4,055.19	1,755.36	3,181.58	2,657.20	1,044.04	1,866.66	5,411.97	1,067.47	3,084.67	33.03	3,502.93	4,169.69	430.60	463.86	653.31	1,823.24	4,573.95	4,524.49	277.18	2,914.05	4,433.49	1,558.92	1,247.80	4,051.47	911.90	1,105.08	107.62	
Realized gain/(loss) (\$)	Realized gain/(loss) (\$)	Realized gain/(loss) (\$)	Realized gain/(loss) (\$)	Realized gain/(loss) (\$)	Realized gain/(loss) (\$)	Realized gain/(loss) (\$)	Realized gain/(loss) (\$)	Realized gain/(loss) (\$)	Realized gain/(loss) (\$)	Realized gain/(loss) (\$)	Realized gain/(loss) (\$)	Realized gain/(loss) (\$)	Realized gain/(loss) (\$)	Realized gain/(loss) (\$)	Realized gain/(loss) (\$)	Realized gain/(loss) (\$)	Realized gain/(loss) (\$)	Realized gain/(loss) (\$)	Realized gain/(loss) (\$)	Realized gain/(loss) (\$)	Realized gain/(loss) (\$)	Realized gain/(loss) (\$)	Realized gain/(loss) (\$)	Realized gain/(loss) (\$)	Realized gain/(loss) (\$)	Realized gain/(loss) (\$)	Realized gain/(loss) (\$)	
256.70	66.16	61.54	557.68	-96.58	164.32	283.19	1,442.51	118.34	236.28	33.03	214.30	430.60	430.60	97.06	653.31	-183.24	-39.90	392.45	38.91	389.02	778.04	164.32	382.21	784.91	12.56	1,105.08	7.14	
Percent gain/(loss) (%)	Percent gain/(loss) (%)	Percent gain/(loss) (%)	Percent gain/(loss) (%)	Percent gain/(loss) (%)	Percent gain/(loss) (%)	Percent gain/(loss) (%)	Percent gain/(loss) (%)	Percent gain/(loss) (%)	Percent gain/(loss) (%)	Percent gain/(loss) (%)	Percent gain/(loss) (%)	Percent gain/(loss) (%)	Percent gain/(loss) (%)	Percent gain/(loss) (%)	Percent gain/(loss) (%)	Percent gain/(loss) (%)	Percent gain/(loss) (%)	Percent gain/(loss) (%)	Percent gain/(loss) (%)	Percent gain/(loss) (%)	Percent gain/(loss) (%)	Percent gain/(loss) (%)	Percent gain/(loss) (%)	Percent gain/(loss) (%)	Percent gain/(loss) (%)	Percent gain/(loss) (%)	Percent gain/(loss) (%)	Percent gain/(loss) (%)
16.82%	1.66%	3.64%	21.25%	-3.51%	18.68%	17.88%	36.34%	12.47%	8.26%	8.61%	6.52%	11.52%	11.36%	25.67%	-20.85%	-0.86%	9.37%	16.33%	13.21%	21.28%	12.19%	44.16%	7.56%	1.41%	22.84%	7.11%		



Realized gain/loss - from 09/01/2012 to 08/31/2013 (continued)

Prepared for JOHN N BLACKMAN SR  
 JG 67280 • JOHN N BLACKMAN SR • ACCESS  
 Risk profile Aggressive/Speculative  
 Return Objective Capital Appreciation

CUSIP	Symbol	Quantity	Purchase date	Purchase amount (\$)	Sale date	Sale amount (\$)	Realized gain/loss (\$)	Percent gain/loss (%)	Term
254687106	DIS	35.00	08/09/2012	1,758.38	06/18/2013	2,279.86	521.48	29.68%	S
00724F101	ADBE	26.00	02/09/2012	844.39	06/18/2013	1,133.79	289.40	34.27%	L
00724F101	ADBE	100.00	02/09/2012	3,147.66	08/21/2013	4,518.37	1,270.71	39.13%	L
03116Z100	AMGN	113.00	02/09/2012	7,575.82	03/12/2013	10,327.96	2,752.14	36.33%	L
03116Z100	AMGN	2.00	02/09/2012	201.13	08/18/2013	301.08	99.95	49.69%	L
03116Z100	AMGN	22.00	02/09/2012	1,474.94	08/21/2013	2,303.14	828.20	56.15%	L
052789106	ADSK	332.00	02/09/2012	12,734.73	02/26/2013	3,241.20	-9,493.53	-74.56%	L
095896100	BBBY	267.00	02/09/2012	16,153.05	03/04/2013	15,095.14	-1,057.91	-6.55%	L
151070104	CELG	102.00	02/09/2012	7,261.54	03/12/2013	11,198.19	3,936.65	53.94%	L
151070104	CELG	1.00	02/09/2012	72.17	06/18/2013	119.27	47.10	65.26%	L
151070104	CELG	24.00	02/09/2012	1,733.13	08/21/2013	3,655.00	1,921.87	110.90%	L
189754104	COH	12.00	02/09/2012	889.50	06/18/2013	695.96	-193.54	-21.76%	L
189754104	COH	36.00	02/09/2012	2,658.49	08/21/2013	3,874.63	1,216.14	45.76%	L
22160K105	COST	36.00	02/09/2012	3,033.91	08/21/2013	4,042.01	1,008.10	33.23%	L
258666102	EMC	168.00	02/09/2012	2,309.48	08/21/2013	2,355.03	45.55	1.98%	L
458140100	INTC	620.00	02/09/2012	16,727.60	03/19/2013	13,068.43	-3,659.17	-21.88%	L
458140100	INTC	3.00	10/29/2009	367.16	06/18/2013	315.62	-51.54	-14.04%	L
459200101	IBM	10.00	10/20/2009	1,223.92	08/21/2013	1,849.47	625.55	51.11%	L
654106103	NKE	446.00	02/09/2012	17,187.72	03/27/2013	16,864.17	-323.55	-1.88%	L
654106103	NKE	20.00	02/09/2012	1,057.93	06/18/2013	1,243.16	185.23	17.51%	L
655664100	JWN	52.00	02/09/2012	3,808.55	08/21/2013	4,630.70	822.15	21.59%	L
68393K105	ORCL	83.00	02/09/2012	2,388.62	08/21/2013	2,940.03	551.41	23.08%	L
747525103	QCOM	79.00	02/09/2012	4,886.62	08/21/2013	5,266.05	379.43	7.76%	L
87612E106	TGT	15.00	02/09/2012	791.06	06/18/2013	1,046.31	255.25	32.26%	L
87612E106	TGT	40.00	02/09/2012	2,109.50	08/21/2013	2,611.28	501.78	23.79%	L
254687106	DIS	8.00	08/08/2012	401.97	08/21/2013	490.02	88.05	21.92%	L
254687106	DIS	36.00	08/09/2012	1,805.34	08/21/2013	2,205.07	399.73	22.14%	L



Realized gain/loss - from 09/01/2012 to 08/31/2013 (continued)

Prepared for JOHN N BLACKMAN SR  
 US 6/280 • JOHN N BLACKMAN SR • ACCESS  
 Perf profile Aggressive/Specialist  
 Return Objective: Capital Appreciation

CUSIP	Symbol	Quantity	Purchase date	Purchase amount (\$)	Sale date	Sale amount (\$)	Realized gain/(loss) (\$)	Percent gain/(loss) (%)	Term
966837106	WFM	7.00	02/09/2012	281.40	06/18/2013	367.00	85.60	30.42%	L
966837106	WFM	72.00	02/09/2012	2,894.40	08/21/2013	3,767.26	872.86	30.16%	L
<b>TOTAL REALIZED GAIN/(LOSS):</b>				<b>174,317.18</b>		<b>197,484.92</b>	<b>23,167.74</b>	<b>13.29%</b>	

TOTAL GAINS:	29,804.47
TOTAL LOSSES:	-6,636.73
SHORT TERM - TOTAL REALIZED GAIN/(LOSS):	7,688.59
LONG TERM - TOTAL REALIZED GAIN/(LOSS):	15,479.15

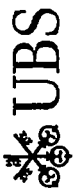


# Realized gain/loss

from 09/01/2012 to 08/31/2013

Prepared for JOHN N BLACKMAN SR  
JG 67281 • JOHN N BLACKMAN SR • ACCESS  
Risk profile Moderate  
Return Objective: Capital Appreciation

CUSIP	Symbol	Quantity	Purchase date	Purchase amount (\$)	Sale date	Sale amount (\$)	Realized gain/(loss) (\$)	gain/(loss) (%)	Term
3135G0PQ0		2,000.00	10/12/2012	2,007.98	08/21/2013	1,946.94	-61.04	-3.04%	S
3135G0WJ8		2,000.00	07/18/2013	1,940.32	08/21/2013	1,914.90	-25.42	-1.31%	S
3137EADR7		2,000.00	04/04/2013	1,995.06	08/21/2013	1,853.80	-141.26	-7.08%	S
912810EH7		1,000.00	07/23/2013	1,414.77	08/21/2013	1,381.68	-33.09	-2.34%	S
912828Z4		4,000.00	10/12/2012	4,078.75	08/21/2013	4,029.38	-49.37	-1.21%	S
912828V3		3,000.00	06/20/2012	3,023.44	12/06/2012	3,070.78	47.34	1.57%	S
912828UN8		2,000.00	05/23/2013	2,004.14	08/21/2013	1,859.30	-144.84	-7.23%	S
912828MP2		4,000.00	08/03/2012	4,720.00	07/23/2013	4,464.22	-255.78	-5.42%	S
912828MP2		1,000.00	01/11/2013	1,157.27	07/23/2013	1,116.05	-41.22	-3.56%	S
912828MP2		1,000.00	01/11/2013	1,157.27	08/21/2013	1,093.20	-64.07	-5.54%	S
31398A250		11,000.00	03/16/2011	11,011.99	07/18/2013	11,017.49	5.50	0.05%	L
31398A4M1		2,000.00	02/03/2011	1,934.84	08/21/2013	2,048.14	113.30	5.86%	L
31398AZV7		4,000.00	02/01/2010	4,008.80	08/21/2013	4,117.08	108.28	2.70%	L
3137EACH0		36,000.00	02/09/2010	36,371.52	10/12/2012	38,102.40	1,730.88	4.76%	L
3137EACT4		2,000.00	06/02/2011	2,060.30	08/21/2013	2,093.42	33.12	1.61%	L
912828NU0		5,000.00	09/01/2010	5,001.15	08/15/2013	5,000.00	-1.15	-0.02%	L
912828S5C		2,000.00	02/03/2012	2,009.54	08/21/2013	1,991.64	-17.90	-0.89%	L
912828RU6		2,000.00	12/20/2011	2,001.64	08/21/2013	1,997.66	-3.98	-0.20%	L
912828NZ9		1,000.00	01/05/2011	965.39	08/21/2013	1,017.54	52.15	5.40%	L
912828LR9		1,000.00	10/01/2010	1,018.98	10/15/2012	1,000.00	-18.98	-1.86%	L



Prepared for JOHN N BLACKMAN SR  
 JG 67281 • JOHN N BLACKMAN SR • ACCESS  
 Risk profile: Moderate  
 Return Objective: Capital Appreciation

Realized gain/loss - from 09/01/2012 to 08/31/2013 (continued)

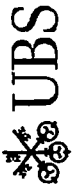
	CUSIP	Symbol	Quantity	Purchase date	Purchase amount (\$)	Sale date	Sale amount (\$)	Realized gain/(loss) (\$)	Percent gain/(loss) (%)
US TSY NOTE 01.750 % DUE 05/15/22 DTD 05/15/12 FC 11/15/12	912828SV3		1,000.00	06/20/2012	1,007.81	08/21/2013	924.69	-83.12	-8.25%
US TSY NOTE 02.625 % DUE 02/29/16 DTD 02/28/09 FC 08/31/09	912828K58		1,000.00	10/29/2010	1,067.93	08/21/2013	1,051.41	-16.52	-1.55%
US TSY NOTE 02.625 % DUE 08/15/20 DTD 08/15/10 FC 02/15/11	912828NT3		8,000.00	10/01/2010	8,077.19	03/22/2013	8,696.24	619.05	7.66%
US TSY NOTE 02.625 % DUE 08/15/20 DTD 08/15/10 FC 02/15/11	912828NT3		12,000.00	10/01/2010	12,115.78	04/04/2013	13,171.88	1,056.10	8.72%
US TSY NOTE 02.625 % DUE 11/15/20 DTD 11/15/10 FC 05/15/11	912828PC8		6,000.00	01/12/2011	5,631.56	02/25/2013	6,524.30	892.74	15.85%
US TSY NOTE 02.750 % DUE 02/28/13 DTD 02/29/08 FC 08/31/08	912828HT0		2,000.00	10/30/2009	2,075.78	01/11/2013	2,006.56	-69.22	-3.33%
US TSY NOTE 02.750 % DUE 02/28/13 DTD 02/29/08 FC 08/31/08	912828HT0		1,000.00	12/04/2009	1,042.66	01/11/2013	1,003.28	-39.38	-3.78%
US TSY NOTE 02.750 % DUE 02/28/13 DTD 02/29/08 FC 08/31/08	912828HT0		3,000.00	12/04/2009	3,127.97	01/28/2013	3,006.68	-121.29	-3.88%
US TSY NOTE 02.750 % DUE 02/28/13 DTD 02/29/08 FC 08/31/08	912828HT0		4,000.00	01/04/2010	4,126.72	01/28/2013	4,008.91	-117.81	-2.85%
US TSY NOTE 02.750 % DUE 02/28/13 DTD 02/29/08 FC 08/31/08	912828HT0		11,000.00	06/30/2010	11,555.17	01/28/2013	11,024.49	-530.68	-4.59%
US TSY NOTE 02.750 % DUE 10/31/13 DTD 10/31/08 FC 04/30/09	912828IQ4		1,000.00	10/01/2010	1,063.79	08/21/2013	1,005.08	-58.71	-5.52%
US TSY NOTE 03.125 % DUE 05/15/19 DTD 05/15/09 FC 11/15/09	912828KQ2		5,000.00	09/28/2011	5,533.20	08/21/2013	5,338.87	-194.33	-3.51%
US TSY NOTE 03.625 % DUE 02/15/20 DTD 02/15/10 FC 08/15/10	912828MP2		4,000.00	05/11/2010	4,026.24	07/23/2013	4,464.22	437.98	10.88%
US TSY NOTE 03.625 % DUE 02/15/21 DTD 02/15/11 FC 08/15/11	912828PX2		1,000.00	05/27/2011	1,050.98	08/21/2013	1,084.80	33.82	3.22%
US TSY NOTE 04.250 % DUE 08/15/15 DTD 08/15/05 FC 02/15/06	912828EE6		3,000.00	05/27/2010	3,297.66	08/21/2013	3,228.16	-69.50	-2.11%
US TSY NOTE 04.250 % DUE 11/15/13 DTD 11/15/03 FC 05/15/04	912828BR0		12,000.00	05/04/2009	13,243.17	05/23/2013	12,236.76	-1,006.41	-7.60%
US TSY NOTE 04.250 % DUE 11/15/13 DTD 11/15/03 FC 05/15/04	912828BR0		1,000.00	07/31/2009	1,082.97	05/23/2013	1,019.73	-63.24	-5.84%
US TSY NOTE 04.250 % DUE 11/15/13 DTD 11/15/03 FC 05/15/04	912828BR0		1,000.00	07/31/2009	1,082.97	08/21/2013	1,009.61	-73.36	-6.77%
US TSY NOTE 04.500 % DUE 02/15/16 DTD 02/15/06 FC 08/15/06	912828EW6		7,000.00	12/29/2010	7,780.92	08/21/2013	7,677.30	-103.62	-1.33%
<b>TOTAL REALIZED GAIN/(LOSS):</b>					<b>177,873.62</b>		<b>179,598.59</b>	<b>1,724.97</b>	<b>0.97%</b>



Prepared for JOHN N BLACKMAN SR  
JG 67281 • JOHN N BLACKMAN SR • ACCESS  
Risk profile: Moderate  
Return Objective: Capital Appreciation

Realized gain/loss - from 09/01/2012 to 08/31/2013 (continued)

TOTAL GAINS:	5,130.26
TOTAL LOSSES:	-3,405.29
SHORT TERM - TOTAL REALIZED GAIN/(LOSS):	-768.75
LONG TERM - TOTAL REALIZED GAIN/(LOSS):	2,493.72



Prepared for JOHN N BLACKMAN SR  
 JG 67282 • JOHN N BLACKMAN SR • ACCESS  
 Risk profile: Aggressive/Speculative  
 Return Objective: Capital Appreciation

# Realized gain/loss

from 09/01/2012 to 08/31/2013

CUSIP	Symbol	Quantity	Purchase date	Purchase amount (\$)	Sale date	Sale amount (\$)	Realized gain/(loss) (\$)	Percent gain/(loss) (%)	Term
19259P300		48.00	03/15/2013	2,737.51	05/08/2013	2,684.43	-53.08	-1.94%	S
253017107	DHX	34.00	03/15/2013	340.83	05/20/2013	299.50	-41.33	-12.13%	S
253017107	DHX	89.00	03/15/2013	892.17	05/21/2013	806.57	-85.60	-9.59%	S
26969P108	EXP	54.00	03/15/2013	3,863.56	07/05/2013	3,523.00	-340.56	-8.81%	S
471109108	JAH	0.50	03/15/2013	20.94	03/19/2013	21.17	0.23	1.10%	S
52602E102	LPS	103.00	03/15/2013	2,558.51	07/09/2013	3,297.90	739.39	28.90%	S
928645100	VOLC	121.00	03/15/2013	2,773.32	05/16/2013	2,015.45	-757.87	-27.33%	S
959319104	WNR	99.00	03/15/2013	3,506.23	04/15/2013	2,909.12	-597.11	-17.03%	S
<b>TOTAL REALIZED GAIN/(LOSS):</b>							<b>16,693.07</b>	<b>-1,135.93</b>	<b>-6.80%</b>

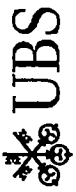
<b>TOTAL GAINS:</b>	739.62
<b>TOTAL LOSSES:</b>	-1,875.55
<b>SHORT TERM - TOTAL REALIZED GAIN/(LOSS):</b>	-1,135.93
<b>LONG TERM - TOTAL REALIZED GAIN/(LOSS):</b>	0.00



# Realized gain/loss

from 09/01/2012 to 08/31/2013

CUSIP	Symbol	Quantity	Purchase date	Purchase amount (\$)	Sale date	Sale amount (\$)	Realized gain/(loss) (\$)	Percent gain/(loss) (%)	Term
020002101	ALL	20.00	03/02/2006	1,089.75	12/04/2012	814.26	-275.49	-25.28%	L
020002101	ALL	15.00	03/02/2006	817.32	12/05/2012	621.90	-195.42	-23.91%	L
020002101	ALL	25.00	03/08/2006	1,357.88	12/05/2012	1,036.49	-321.39	-23.67%	L
020002101	ALL	10.00	03/08/2006	543.15	03/11/2013	476.23	-66.92	-12.32%	L
020002101	ALL	5.00	03/10/2006	271.60	03/11/2013	238.12	-33.48	-12.33%	L
020002101	ALL	20.00	03/10/2006	1,091.58	03/11/2013	952.46	-139.12	-12.74%	L
020002101	ALL	10.00	03/13/2006	548.79	03/11/2013	476.23	-72.56	-13.22%	L
020002101	ALL	40.00	03/17/2006	2,192.59	03/11/2013	1,904.92	-287.67	-13.12%	L
020002101	ALL	18.00	11/13/2008	483.45	03/11/2013	857.22	373.77	77.31%	L
020002101	ALL	22.00	11/13/2008	590.89	08/21/2013	1,078.86	487.97	82.58%	L
025537101	AEP	20.00	01/06/2012	816.60	03/11/2013	946.64	130.04	15.92%	L
025537101	AEP	74.00	01/07/2012	3,064.37	03/11/2013	3,502.59	438.22	14.30%	L
023608102	AEE	14.00	10/18/2007	755.28	09/04/2012	458.64	-296.64	-39.28%	L
023608102	AEE	50.00	04/13/2010	1,327.86	09/04/2012	1,637.99	310.13	23.36%	L
023608102	AEE	10.00	04/14/2010	265.08	09/04/2012	327.59	62.51	23.58%	L
023608102	AEE	12.00	02/09/2012	377.35	09/04/2012	393.12	15.77	4.18%	S
023608102	AEE	136.00	02/09/2012	4,276.64	09/05/2012	4,481.55	204.91	4.79%	S
03076C106	AMP	78.00	08/30/2010	3,380.53	03/11/2013	5,631.02	2,250.49	66.57%	L
03076C106	AMP	29.00	08/30/2010	1,256.87	08/21/2013	2,553.70	1,296.83	103.18%	L
035710409	NLY	58.00	04/03/2009	882.29	03/11/2013	887.00	4.71	0.54%	L
035710409	NLY	107.00	05/17/2010	1,722.70	03/11/2013	1,636.37	-86.33	-5.01%	L
046353108	AZN	48.00	06/27/2012	2,098.00	03/11/2013	2,185.87	87.87	4.19%	S
046353108	AZN	78.00	07/02/2012	3,539.65	03/11/2013	3,552.05	12.40	0.35%	S
046353108	AZN	23.00	07/02/2012	1,043.74	06/12/2013	1,175.04	131.30	12.58%	S
046353108	AZN	45.00	07/02/2012	2,042.10	06/13/2013	2,295.66	253.56	12.42%	S
046353108	AZN	19.00	07/06/2012	859.64	06/13/2013	969.27	109.63	12.75%	S
046353108	AZN	10.00	07/18/2012	466.30	06/13/2013	510.15	43.85	9.40%	S



Prepared for JOHN N BLACKMAN SR  
 JG 67283 • JOHN N BLACKMAN SR • ACCESS  
 Risk profile: Moderate  
 Return Objective: Capital Appreciation

Realized gain/loss - from 09/01/2012 to 08/31/2013 (continued)

	CUSIP	Symbol	Quantity	Purchase date	Purchase amount (\$)	Sale date	Sale amount (\$)	Realized gain/(loss) (\$)	Percent gain/(loss) (%)	Term
ASTRAZENECA PLC SPON ADR	046353108	AZN	16.00	07/18/2012	746.07	06/20/2013	783.75	37.68	5.05%	S
ASTRAZENECA PLC SPON ADR	046353108	AZN	50.00	07/18/2012	2,331.49	07/01/2013	2,399.97	68.48	2.94%	S
ASTRAZENECA PLC SPON ADR	046353108	AZN	2.00	07/18/2012	93.26	08/21/2013	100.22	6.96	7.46%	L
ASTRAZENECA PLC SPON ADR	046353108	AZN	30.00	07/23/2012	1,374.52	08/21/2013	1,503.27	128.75	9.37%	L
ASTRAZENECA PLC SPON ADR	046353108	AZN	2.00	08/09/2012	93.80	08/21/2013	100.22	6.42	6.84%	L
AT&T INC	00206R102	T	69.00	09/12/2005	1,736.90	03/11/2013	2,518.73	781.83	45.01%	L
BARRICK GOLD CORP CAD	067901108	ABX	70.00	01/26/2012	2,017.50	03/11/2013	2,017.50	0.00	0.00%	L
BARRICK GOLD CORP CAD	067901108	ABX	10.00	02/01/2012	288.22	03/11/2013	288.22	0.00	0.00%	L
BARRICK GOLD CORP CAD	067901108	ABX	29.00	02/03/2012	835.82	03/11/2013	835.82	0.00	0.00%	L
BARRICK GOLD CORP CAD	067901108	ABX	3.00	02/03/2012	147.51	08/21/2013	58.27	-89.24	-60.50%	L
BARRICK GOLD CORP CAD	067901108	ABX	69.00	02/09/2012	3,369.81	08/21/2013	1,340.27	-2,029.54	-60.23%	L
CA INC	12673P105	CA	68.00	05/07/2012	1,777.60	03/11/2013	1,706.37	-71.23	-4.01%	S
CA INC	12673P105	CA	40.00	05/07/2012	1,045.65	08/21/2013	1,195.58	149.93	14.34%	L
CA INC	12673P105	CA	38.00	05/08/2012	991.63	08/21/2013	1,135.81	144.18	14.54%	L
CHEVRON CORP	166764100	CVX	30.00	01/23/2003	976.20	03/11/2013	3,555.52	2,579.32	264.22%	L
CHEVRON CORP	166764100	CVX	7.00	01/23/2003	227.78	08/21/2013	825.57	597.79	262.44%	L
CISCO SYSTEMS INC	17275R102	CSCO	144.00	05/18/2012	2,382.60	03/11/2013	3,142.51	759.91	31.89%	S
CISCO SYSTEMS INC	17275R102	CSCO	76.00	05/30/2012	1,250.10	03/11/2013	1,658.55	408.45	32.67%	S
CISCO SYSTEMS INC	17275R102	CSCO	71.00	05/30/2012	1,167.86	08/21/2013	1,718.88	551.02	47.18%	L
CONOCOPHILLIPS	20825C104	COP	23.00	03/02/2006	1,084.07	03/11/2013	1,342.78	258.71	23.86%	L
CONOCOPHILLIPS	20825C104	COP	82.00	11/11/2009	3,333.10	03/11/2013	4,787.32	1,454.22	43.63%	L
CONOCOPHILLIPS	20825C104	COP	38.00	11/11/2009	1,544.61	08/21/2013	2,496.28	951.67	61.61%	L
CONOCOPHILLIPS	20825C104	COP	5.00	11/13/2009	199.62	08/21/2013	328.45	128.83	64.54%	L
CONOCOPHILLIPS	20825C104	COP	12.00	02/09/2012	653.04	08/21/2013	788.30	135.26	20.71%	L
DUPONT DE NEMOURS	263534109	DD	38.00	03/13/2012	1,985.99	03/11/2013	1,871.96	-114.03	-5.74%	S
DUPONT DE NEMOURS	263534109	DD	37.00	03/13/2012	1,933.73	08/21/2013	2,120.06	186.33	9.64%	L
ENSCO PLC CL A	G3157S106	ESV	9.00	11/23/2011	430.23	03/11/2013	519.11	88.88	20.66%	L
ENSCO PLC CL A	G3157S106	ESV	43.00	11/30/2011	2,249.36	03/11/2013	2,480.18	230.82	10.26%	L



Realized gain/loss - from 09/01/2012 to 08/31/2013 (continued)

	CUSIP	Symbol	Quantity	Purchase date	Purchase amount (\$)	Sale date	Sale amount (\$)	Realized gain/(loss) (\$)	Percent gain/(loss) (%)	Term
ENSCO PLC CL A	G31575106	ESV	11.00	11/30/2011	575.42	08/21/2013	609.54	34.12	5.93%	L
FIFTH THIRD BANCORP	316773100	FITB	225.00	08/30/2012	3,382.94	03/11/2013	3,677.16	294.22	8.70%	S
FIFTH THIRD BANCORP	316773100	FITB	39.00	08/30/2012	586.38	08/21/2013	741.85	155.47	26.51%	S
FIFTH THIRD BANCORP	316773100	FITB	73.00	09/05/2012	1,091.17	08/21/2013	1,388.60	297.43	27.26%	S
FORD MOTOR CO COM NEW	345370860	F	138.00	03/14/2013	1,848.96	08/21/2013	2,255.32	406.36	21.98%	S
FREEMONT-MCMORAN COPPER & GOLD INC	35671D857	FCX	48.00	01/13/2010	2,035.22	03/11/2013	1,596.92	-438.30	-21.54%	L
FREEMONT-MCMORAN COPPER & GOLD INC	35671D857	FCX	62.00	01/13/2010	2,628.83	06/24/2013	1,648.24	-980.59	-37.30%	L
FREEMONT-MCMORAN COPPER & GOLD INC	35671D857	FCX	30.00	10/19/2011	1,060.04	06/24/2013	797.54	-262.50	-24.76%	L
FREEMONT-MCMORAN COPPER & GOLD INC	35671D857	FCX	19.00	02/09/2012	883.26	06/24/2013	505.11	-378.15	-42.81%	L
FREEMONT-MCMORAN COPPER & GOLD INC	35671D857	FCX	53.00	02/09/2012	2,463.83	07/03/2013	1,465.43	-998.40	-40.52%	L
FREEMONT-MCMORAN COPPER & GOLD INC	35671D857	FCX	60.00	06/08/2012	2,021.94	07/03/2013	1,658.97	-362.97	-17.95%	L
FREEMONT-MCMORAN COPPER & GOLD INC	35671D857	FCX	30.00	04/29/2013	897.49	07/03/2013	829.49	-68.00	-7.58%	S
GEN ELECTRIC CO	369604103	GE	40.00	07/28/2010	640.84	03/11/2013	943.75	302.91	47.27%	L
GEN ELECTRIC CO	369604103	GE	157.00	07/29/2010	2,532.00	03/11/2013	3,704.21	1,172.21	46.30%	L
GEN ELECTRIC CO	369604103	GE	39.00	07/29/2010	629.97	08/21/2013	922.72	292.75	46.70%	L
HARRIS CORP DELA	413875105	HRS	30.00	01/21/2009	1,236.78	03/11/2013	1,344.57	107.79	8.72%	L
HARRIS CORP DELA	413875105	HRS	10.00	01/30/2009	432.81	03/11/2013	448.19	15.38	3.55%	L
HARRIS CORP DELA	413875105	HRS	10.00	02/02/2009	434.11	03/11/2013	448.19	14.08	3.24%	L
HARRIS CORP DELA	413875105	HRS	16.00	02/09/2009	703.63	03/11/2013	717.10	13.47	1.91%	L
HARRIS CORP DELA	413875105	HRS	14.00	02/09/2009	615.67	08/21/2013	789.32	173.65	28.21%	L
HARRIS CORP DELA	413875105	HRS	30.00	02/18/2009	1,240.04	08/21/2013	1,691.40	451.36	36.40%	L
HARRIS CORP DELA	413875105	HRS	6.00	02/10/2011	297.14	08/21/2013	338.28	41.14	13.85%	L
INTEL CORP	458140100	INTC	54.00	11/11/2009	1,070.52	03/11/2013	1,171.97	101.45	9.48%	L
INTEL CORP	458140100	INTC	146.00	08/27/2010	2,661.10	03/11/2013	3,168.65	507.55	19.07%	L
INTEL CORP	458140100	INTC	98.00	08/27/2010	1,786.21	08/21/2013	2,175.80	389.59	21.81%	L
INTEL PAPER CO	460146103	IP	10.00	03/18/2011	268.11	10/17/2012	375.79	107.68	40.16%	L
INTEL PAPER CO	460146103	IP	40.00	03/18/2011	1,072.45	01/17/2013	1,662.03	589.58	54.98%	L
INTEL PAPER CO	460146103	IP	30.00	03/18/2011	804.34	03/07/2013	1,379.95	575.61	71.56%	L



Realized gain/loss - from 09/01/2012 to 08/31/2013 (continued)

CUSIP	Symbol	Quantity	Purchase date	Purchase amount (\$)	Sale date	Sale amount (\$)	Realized gain/(loss) (\$)	Percent gain/(loss) (%)	Term
460146103	IP	67.00	03/18/2011	1,796.36	03/11/2013	3,145.34	1,348.98	75.19%	L
460146103	IP	35.00	06/22/2011	1,006.08	03/11/2013	1,643.08	637.00	63.32%	L
460146103	IP	72.00	06/23/2011	2,075.74	03/11/2013	3,380.07	1,304.33	62.84%	L
460146103	IP	23.00	06/24/2011	662.11	03/11/2013	1,079.74	417.63	63.08%	L
460146103	IP	73.00	06/24/2011	2,107.49	03/18/2013	3,319.13	1,217.64	57.94%	L
460146103	IP	16.00	06/24/2011	460.60	03/19/2013	726.93	266.33	57.82%	L
460146103	IP	22.00	02/09/2012	693.17	03/19/2013	999.55	306.36	44.20%	L
460146103	IP	40.00	02/09/2012	1,260.30	03/20/2013	1,817.46	557.16	44.21%	L
460146103	IP	26.00	02/09/2012	819.19	08/21/2013	1,216.78	397.59	48.53%	L
478160104	JNJ	48.00	05/15/2009	2,653.14	03/11/2013	3,762.36	1,109.22	41.81%	L
478160104	JNJ	8.00	02/10/2011	487.53	03/11/2013	627.06	139.53	28.62%	L
478160104	JNJ	19.00	02/10/2011	1,157.89	08/21/2013	1,691.54	533.65	46.09%	L
478160104	JNJ	3.00	02/09/2012	194.54	08/21/2013	267.09	72.55	37.29%	L
46625H100	JPM	45.00	05/03/2011	2,069.73	10/17/2012	1,951.09	-118.64	-5.73%	L
46625H100	JPM	36.00	05/03/2011	1,655.78	03/11/2013	1,817.70	161.92	9.78%	L
46625H100	JPM	105.00	11/04/2011	3,565.25	03/11/2013	5,301.64	1,736.39	48.70%	L
46625H100	JPM	25.00	11/07/2011	852.61	03/11/2013	1,262.29	409.68	48.05%	L
46625H100	JPM	33.00	11/08/2011	1,142.09	03/11/2013	1,666.23	524.14	45.89%	L
46625H100	JPM	15.00	02/09/2012	568.91	03/11/2013	757.38	188.47	33.13%	L
46625H100	JPM	42.00	02/09/2012	1,592.96	08/21/2013	2,181.02	588.06	36.92%	L
494368103	KMB	32.00	01/23/2003	1,435.82	03/11/2013	3,003.77	1,567.95	109.20%	L
494368103	KMB	6.00	03/18/2011	384.56	03/11/2013	563.21	178.65	46.46%	L
494368103	KMB	14.00	03/18/2011	897.29	05/15/2013	1,464.12	566.83	63.17%	L
494368103	KMB	66.00	02/09/2012	4,739.95	05/15/2013	6,902.27	2,162.32	45.62%	L
539830109	LMT	30.00	03/16/2010	2,538.49	03/11/2013	2,708.34	169.85	6.69%	L
539830109	LMT	23.00	03/16/2010	1,946.17	08/21/2013	2,840.90	894.73	45.97%	L
539830109	LMT	6.00	09/24/2010	432.67	08/21/2013	741.11	308.44	71.29%	L
565849106	MRO	101.00	09/12/2005	2,043.52	03/11/2013	3,397.90	1,354.38	66.28%	L



Prepared for JOHN N BLACKMAN SR  
 JG 67283 • JOHN N BLACKMAN SR • ACCESS  
 Risk profile: Moderate  
 Return Objective: Capital Appreciation

Realized gain/loss - from 09/01/2012 to 08/31/2013 (continued)

CUSIP	Symbol	Quantity	Purchase date	Purchase amount (\$)	Sale date	Sale amount (\$)	Realized gain/(loss) (\$)	Percent gain/(loss) (%)	Term
565849106	MRO	41.00	07/14/2011	1,308.55	03/11/2013	1,379.34	70.79	5.41%	L
565849106	MRO	22.00	07/14/2011	702.15	08/21/2013	725.11	22.96	3.27%	L
577081102	MAT	45.00	08/30/2011	1,228.51	03/11/2013	1,872.57	644.06	52.43%	L
577081102	MAT	14.00	09/01/2011	375.97	03/11/2013	582.58	206.61	54.95%	L
577081102	MAT	33.00	09/02/2011	866.74	03/11/2013	1,373.21	506.47	58.43%	L
577081102	MAT	36.00	09/23/2011	919.34	03/11/2013	1,498.06	578.72	62.95%	L
577081102	MAT	22.00	09/23/2011	561.83	08/21/2013	916.72	354.89	63.17%	L
585055106	MDT	20.00	02/18/2009	688.41	03/11/2013	922.44	234.03	34.00%	L
585055106	MDT	25.00	02/20/2009	854.66	03/11/2013	1,153.06	298.40	34.91%	L
585055106	MDT	10.00	02/25/2009	341.99	03/11/2013	461.22	119.23	34.86%	L
585055106	MDT	10.00	02/26/2009	378.37	03/11/2013	461.23	82.86	21.91%	L
585055106	MDT	20.00	08/20/2010	693.80	03/11/2013	922.44	228.64	32.95%	L
585055106	MDT	38.00	08/20/2010	1,318.22	08/21/2013	2,009.03	690.81	52.40%	L
58933Y105	MRK	85.00	04/03/2012	3,279.79	03/11/2013	3,698.28	418.49	12.76%	S
58933Y105	MRK	2.00	04/03/2012	77.17	08/21/2013	95.30	18.13	23.49%	L
58933Y105	MRK	21.00	04/04/2012	816.01	08/21/2013	1,000.63	184.62	22.62%	L
58933Y105	MRK	12.00	04/05/2012	464.72	08/21/2013	571.79	107.07	23.04%	L
59156R108	MET	25.00	04/23/2009	685.97	03/11/2013	986.78	300.81	43.85%	L
59156R108	MET	49.00	05/05/2009	1,397.39	03/11/2013	1,934.08	536.69	38.41%	L
59156R108	MET	53.00	05/05/2009	1,511.45	08/21/2013	2,550.98	1,039.53	68.78%	L
594918104	MSFT	71.00	08/15/2012	2,139.77	03/11/2013	1,971.64	-168.13	-7.86%	S
594918104	MSFT	63.00	08/15/2012	1,898.67	08/21/2013	2,002.99	104.32	5.49%	L
60871R209	TAP	42.00	08/22/2012	1,849.98	03/11/2013	2,033.45	183.47	9.92%	S
60871R209	TAP	12.00	08/23/2012	529.15	03/11/2013	580.99	51.84	9.80%	S
60871R209	TAP	10.00	08/27/2012	442.25	03/11/2013	484.15	41.90	9.47%	S
60871R209	TAP	23.00	08/29/2012	1,014.28	03/11/2013	1,113.56	99.28	9.79%	S
60871R209	TAP	6.00	08/29/2012	264.60	08/21/2013	300.29	35.69	13.49%	S
60871R209	TAP	17.00	08/30/2012	739.86	08/21/2013	850.84	110.98	15.00%	S



Realized gain/loss - from 09/01/2012 to 08/31/2013 (continued)

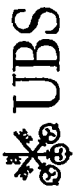
	CUSIP	Symbol	Quantity	Purchase date	Purchase amount (\$)	Sale date	Sale amount (\$)	Realized gain/(loss) (\$)	Percent gain/(loss) (%)	Term
NEWELL RUBBERMAID INC	651229106	NWL	3.00	03/13/2013	75.57	08/21/2013	76.56	0.99	1.31%	S
NEWELL RUBBERMAID INC	651229106	NWL	37.00	03/14/2013	948.45	08/21/2013	944.22	-4.23	-0.45%	S
NORTHROP GRUMMAN CORP	666807102	NOC	30.00	10/23/2009	1,344.02	03/11/2013	1,979.65	635.63	47.29%	L
NORTHROP GRUMMAN CORP	666807102	NOC	20.00	10/26/2009	916.39	03/11/2013	1,319.77	403.38	44.02%	L
NORTHROP GRUMMAN CORP	666807102	NOC	1.00	10/28/2009	45.88	03/11/2013	65.99	20.11	43.83%	L
NORTHROP GRUMMAN CORP	666807102	NOC	15.00	10/28/2009	688.18	08/19/2013	1,416.97	728.79	105.90%	L
NORTHROP GRUMMAN CORP	666807102	NOC	24.00	10/28/2009	1,101.10	08/21/2013	2,266.04	1,164.94	105.80%	L
NORTHROP GRUMMAN CORP	666807102	NOC	4.00	10/30/2009	183.17	08/21/2013	377.67	194.50	106.19%	L
PEPSICO INC	713448108	PEP	15.00	02/09/2012	965.36	10/03/2012	1,062.15	96.79	10.03%	S
PEPSICO INC	713448108	PEP	54.00	02/09/2012	3,475.30	10/04/2012	3,824.68	349.38	10.05%	S
PFIZER INC	717081103	PFE	42.00	05/01/2006	1,062.97	03/11/2013	1,184.85	121.89	11.47%	L
PFIZER INC	717081103	PFE	90.00	05/03/2006	2,289.32	03/11/2013	2,539.00	249.68	10.91%	L
PFIZER INC	717081103	PFE	69.00	04/14/2010	1,182.27	03/11/2013	1,946.56	764.29	64.65%	L
PFIZER INC	717081103	PFE	34.00	04/14/2010	582.57	08/21/2013	964.67	382.10	65.59%	L
PHILLIPS 66	718546104	PSX	31.50	11/11/2009	807.46	12/03/2012	1,614.08	806.62	99.90%	L
PHILLIPS 66	718546104	PSX	2.50	11/13/2009	62.95	12/03/2012	128.10	65.15	103.49%	L
PHILLIPS 66	718546104	PSX	22.00	02/09/2012	755.02	12/03/2012	1,127.29	372.27	49.31%	S
PHILLIPS 66	718546104	PSX	42.00	02/09/2012	1,441.41	03/11/2013	2,760.35	1,318.94	91.50%	L
PHILLIPS 66	718546104	PSX	53.00	05/14/2012	1,647.20	03/11/2013	3,483.31	1,836.11	111.47%	S
PHILLIPS 66	718546104	PSX	30.00	05/14/2012	932.38	04/17/2013	1,739.58	807.20	86.57%	S
PHILLIPS 66	718546104	PSX	33.00	05/14/2012	1,025.62	04/18/2013	1,912.45	886.83	86.47%	S
PHILLIPS 66	718546104	PSX	12.00	05/14/2012	372.95	04/19/2013	682.98	310.03	83.13%	S
PHILLIPS 66	718546104	PSX	34.00	05/16/2012	1,084.74	04/19/2013	1,935.10	850.36	78.39%	S
PHILLIPS 66	718546104	PSX	5.00	05/30/2012	152.38	04/19/2013	284.57	132.19	86.75%	S
PNC FINANCIAL SERVICES GROUP	693475105	PNC	50.00	11/11/2010	2,891.37	03/11/2013	3,290.43	399.06	13.80%	L
PNC FINANCIAL SERVICES GROUP	693475105	PNC	26.00	11/11/2010	1,503.51	08/21/2013	1,945.11	441.60	29.37%	L
REYNOLDS AMERN INC (HOLDING CO)	761713106	RAI	48.00	09/12/2005	995.17	03/11/2013	2,079.46	1,084.29	108.96%	L
REYNOLDS AMERN INC (HOLDING CO)	761713106	RAI	36.00	09/12/2005	746.37	08/21/2013	1,733.73	987.36	132.29%	L



Prepared for JOHN N BLACKMAN SR  
 JG 67283 • JOHN N BLACKMAN SR • ACCESS  
 Risk profile: Moderate  
 Return Objective: Capital Appreciation

Realized gain/loss - from 09/01/2012 to 08/31/2013 (continued)

	CUSIP	Symbol	Quantity	Purchase date	Purchase amount (\$)	Sale date	Sale amount (\$)	Realized gain/(loss) (\$)	Percent gain/(loss) (%)	Term
ROYAL DUTCH SHELL PLC CL A SPON ADR	780259206	RDSA	11.00	09/25/2007	919.79	03/11/2013	777.97	-141.82	-20.85%	L
ROYAL DUTCH SHELL PLC CL A SPON ADR	780259206	RDSA	12.00	10/02/2007	998.04	03/11/2013	794.14	-203.90	-20.43%	L
ROYAL DUTCH SHELL PLC CL A SPON ADR	780259206	RDSA	9.00	10/02/2007	748.54	08/21/2013	573.32	-175.22	-23.41%	L
SLM CORP VTG	78442P106	SLM	73.00	05/15/2013	1,605.20	08/21/2013	1,817.16	211.96	13.20%	S
STAPLES INC	855030102	SPLS	325.00	07/20/2012	4,075.14	03/11/2013	4,267.15	192.01	4.71%	S
STAPLES INC	855030102	SPLS	30.00	07/20/2012	376.17	08/14/2013	515.03	138.86	36.91%	L
STAPLES INC	855030102	SPLS	43.00	07/20/2012	539.17	08/21/2013	614.89	75.72	14.04%	L
STAPLES INC	855030102	SPLS	10.00	07/23/2012	123.01	08/21/2013	143.00	19.99	16.25%	L
STAPLES INC	855030102	SPLS	27.00	08/15/2012	308.51	08/21/2013	386.09	77.58	25.15%	L
TEVA PHARMACEUTICALS IND LTD ISRAEL ADR	881624209	TEVA	29.00	06/12/2013	1,139.72	08/21/2013	1,112.42	-27.30	-2.40%	S
TIME WARNER INC NEW	887317303	TWX	158.00	12/07/2010	4,967.49	12/06/2012	7,325.42	2,357.93	47.47%	L
TIME WARNER INC NEW	887317303	TWX	5.00	12/07/2010	157.20	12/10/2012	234.24	77.04	49.01%	L
TIME WARNER INC NEW	887317303	TWX	3.00	01/06/2011	99.91	12/10/2012	140.54	40.63	40.67%	L
TIME WARNER INC NEW	887317303	TWX	95.00	02/09/2012	3,581.50	12/10/2012	4,450.55	869.05	24.26%	S
TOTAL S.A. FRANCE SPON ADR	89151E109	TOT	20.00	12/21/2007	1,607.37	03/11/2013	1,027.66	-579.71	-36.07%	L
TOTAL S.A. FRANCE SPON ADR	89151E109	TOT	25.00	01/03/2008	2,126.10	03/11/2013	1,284.58	-841.52	-39.58%	L
TOTAL S.A. FRANCE SPON ADR	89151E109	TOT	25.00	01/08/2008	2,165.13	03/11/2013	1,284.57	-880.56	-40.67%	L
TOTAL S.A. FRANCE SPON ADR	89151E109	TOT	40.00	02/11/2010	2,280.75	03/11/2013	2,055.32	-225.43	-9.88%	L
TOTAL S.A. FRANCE SPON ADR	89151E109	TOT	45.00	02/11/2010	2,565.84	08/21/2013	2,442.56	-123.28	-4.80%	L
TOTAL S.A. FRANCE SPON ADR	89151E109	TOT	5.00	02/16/2010	289.35	08/21/2013	271.39	-17.96	-6.21%	L
TOTAL S.A. FRANCE SPON ADR	89151E109	TOT	15.00	05/17/2010	1,717.92	08/21/2013	814.19	-902.73	-52.54%	L
TRAVELERS COS INC/THE	89417E109	TRV	73.00	09/12/2005	3,058.70	03/11/2013	5,950.10	2,891.40	94.53%	L
TRAVELERS COS INC/THE	89417E109	TRV	9.00	09/12/2005	377.10	08/21/2013	716.75	339.65	90.07%	L
WAL MART STORES INC	931142103	WMT	37.00	07/13/2011	1,999.07	03/11/2013	2,696.99	697.92	34.91%	L
WAL MART STORES INC	931142103	WMT	14.00	07/13/2011	756.41	08/21/2013	1,033.04	276.63	36.57%	L
WELLS FARGO & CO NEW	949746101	WFC	192.00	09/01/2010	4,702.33	03/11/2013	7,100.62	2,398.29	51.00%	L
WELLS FARGO & CO NEW	949746101	WFC	29.00	02/09/2012	886.14	03/11/2013	1,072.49	186.35	21.03%	L
WELLS FARGO & CO NEW	949746101	WFC	93.00	02/09/2012	2,841.75	08/21/2013	3,960.80	1,119.05	39.38%	L



Prepared for JOHN N BLACKMAN SR  
 JG 67283 • JOHN N BLACKMAN SR • ACCESS  
 Risk profile: Moderate  
 Return Objective: Capital Appreciation

Realized gain/loss - from 09/01/2012 to 08/31/2013 (continued)

	CUSIP	Symbol	Quantity	Purchase date	Purchase amount (\$)	Sale date	Sale amount (\$)	Realized gain/(loss) (\$)	Percent gain/(loss) (%)	Term
WELLS FARGO & CO NEW	949746101	WFC	2.00	12/05/2012	66.02	08/21/2013	85.18	19.16	29.02%	S
WHIRLPOOL CORP	963320106	WHR	30.00	08/05/2011	1,971.08	12/06/2012	2,925.03	953.95	48.40%	L
WHIRLPOOL CORP	963320106	WHR	4.00	08/05/2011	262.81	03/11/2013	476.64	213.83	81.36%	L
WHIRLPOOL CORP	963320106	WHR	49.00	08/12/2011	3,209.22	03/11/2013	5,838.90	2,629.68	81.94%	L
WHIRLPOOL CORP	963320106	WHR	15.00	02/09/2012	1,043.03	03/11/2013	1,787.42	744.39	71.37%	L
WHIRLPOOL CORP	963320106	WHR	36.00	02/09/2012	2,503.26	03/12/2013	4,290.08	1,786.82	71.38%	L
WHIRLPOOL CORP	963320106	WHR	8.00	02/09/2012	556.28	03/15/2013	925.72	369.44	66.41%	L
XEROX CORP	984121103	XRX	138.00	06/26/2008	1,883.92	03/11/2013	1,192.69	-691.23	-36.69%	L
XEROX CORP	984121103	XRX	60.00	07/08/2008	2,194.05	03/11/2013	1,382.93	-811.22	-36.97%	L
XEROX CORP	984121103	XRX	155.00	07/14/2008	2,015.17	03/11/2013	1,339.62	-675.55	-33.52%	L
XEROX CORP	984121103	XRX	62.00	04/26/2011	622.55	03/11/2013	535.85	-86.70	-13.93%	L
XEROX CORP	984121103	XRX	118.00	04/26/2011	1,184.85	08/21/2013	1,186.34	1.49	0.13%	L
XEROX CORP	984121103	XRX	92.00	02/09/2012	739.33	08/21/2013	924.94	185.61	25.11%	L
<b>TOTAL REALIZED GAIN/(LOSS):</b>					<b>271,357.81</b>		<b>340,753.89</b>	<b>69,396.08</b>	<b>25.57%</b>	

Ameren see schedule 3209.34 1981.14 1228.20

TOTAL GAINS:	82,786.45
TOTAL LOSSES:	-13,390.37
SHORT TERM - TOTAL REALIZED GAIN/(LOSS):	10,710.35
LONG TERM - TOTAL REALIZED GAIN/(LOSS):	58,685.73

- 1228.20 = 57457.53

ACCOUNT 67283

AMEREN CORP

PURCHASE DATE	SALES DATE	SALES AMOUNT	COST BASIS	LOSS
9/28/2007	9/30/2012	462.27	738.11	(275.84)
10/1/2007	9/30/2012	330.19	530.94	(200.75)
10/17/2007	9/30/2012	660.38	1,077.12	(416.74)
10/18/2007	9/30/2012	528.30	863.17	(334.87)
		<u>1,981.14</u>	<u>3,209.34</u>	<u>(1,228.20)</u>



# Realized gain/loss

from 09/01/2012 to 08/31/2013

Prepared for JOHN N BLACKMAN SR  
 JG 67284 • JOHN N BLACKMAN SR • ACCESS  
 Risk profile: Aggressive/Speculative  
 Return Objective: Capital Appreciation

CUSIP	Symbol	Quantity	Purchase date	Purchase amount (\$)	Sale date	Sale amount (\$)	Realized gain/(loss) (\$)	Percent gain/(loss) (%)	Term
006754204	AHEXY	5.00	03/19/2013	143.70	04/24/2013	130.26	-13.44	-9.35%	S
006754204	AHEXY	160.00	03/19/2013	4,598.40	04/24/2013	4,172.65	-425.75	-9.26%	S
006754204	AHEXY	9.00	03/19/2013	258.66	05/02/2013	238.53	-20.13	-7.78%	S
00687A107	ADDYY	98.00	03/19/2013	5,024.46	07/18/2013	5,447.00	422.54	8.41%	S
054536107	AXAHY	40.00	03/19/2013	722.24	08/14/2013	927.36	205.12	28.40%	S
097751200	BDRBF	95.00	03/19/2013	391.20	06/12/2013	432.24	41.04	10.49%	S
139098107	CGEMY	20.00	03/19/2013	489.58	08/14/2013	574.25	84.67	17.29%	S
D1668R123	DDAIF	18.00	03/19/2013	1,034.64	06/12/2013	1,124.34	89.70	8.67%	S
D1668R123	DDAIF	10.00	03/19/2013	574.80	08/14/2013	734.15	159.35	27.72%	S
453142101	ITBY	70.00	03/19/2013	4,964.40	04/09/2013	4,937.29	-27.11	-0.55%	S
45662N103	IFNNY	70.00	03/19/2013	582.40	06/12/2013	603.50	21.10	3.62%	S
465562106	ITUB	0.90	03/19/2013	14.63	05/24/2013	14.26	-0.37	-2.53%	S
500458401	KMTUY	65.00	03/19/2013	1,538.35	08/19/2013	1,471.97	-66.38	-4.32%	S
570912105	MAKSY	418.00	03/19/2013	5,024.36	05/07/2013	5,272.95	248.59	4.95%	S
606783207	MITEY	26.00	03/19/2013	720.04	04/24/2013	806.55	86.51	12.01%	S
654090109	NJ	55.00	04/10/2013	801.42	05/07/2013	937.53	136.11	16.98%	S
654090109	NJ	44.00	04/10/2013	641.13	07/25/2013	919.09	277.96	43.35%	S
654090109	NJ	257.00	04/10/2013	3,744.80	08/02/2013	5,376.53	1,631.73	43.57%	S
654624105	NTT	26.00	04/10/2013	586.15	07/01/2013	677.37	91.22	15.56%	S
66867V109	NVSI	38.00	03/19/2013	2,662.15	04/09/2013	2,718.90	56.75	2.13%	S
780259107	RDSB	36.00	03/19/2013	2,418.49	04/09/2013	2,369.66	-48.83	-2.02%	S
827084864	SPL	635.00	03/19/2013	3,471.48	05/03/2013	3,671.36	199.88	5.76%	S
827084864	SPL	60.00	03/19/2013	328.02	05/07/2013	350.46	22.44	6.84%	S
827084864	SPL	221.00	03/19/2013	1,208.18	05/09/2013	1,320.91	112.73	9.33%	S
82929R304	SGAPY	175.00	03/19/2013	4,991.00	04/11/2013	5,057.95	66.95	1.34%	S



Prepared for JOHN N BLACKMAN SR  
 JG 67284 • JOHN N BLACKMAN SR • ACCESS  
 Risk profile: Aggressive/Speculative  
 Return Objective: Capital Appreciation

Realized gain/loss - from 09/01/2012 to 08/31/2013 (continued)

CUSIP	Symbol	Quantity	Purchase date	Purchase amount (\$)	Sale date	Sale amount (\$)	Realized gain/(loss) (\$)	Percent gain/(loss) (%)	Term
83403H101	STWRY	230.00	03/19/2013	2,277.00	07/31/2013	1,732.58	-544.42	-23.91%	S
83403H101	STWRY	274.00	03/19/2013	2,712.60	08/02/2013	2,084.03	-628.57	-23.17%	S
83403H101	STWRY	80.00	05/07/2013	706.13	08/02/2013	608.48	-97.65	-13.83%	S
8335707400	SNVRY	56.00	03/19/2013	853.44	07/01/2013	903.11	49.67	5.82%	S
870886108	SSREY	62.00	03/19/2013	5,056.10	04/23/2013	4,712.65	-343.45	-6.79%	S
87160A100	SYT	59.00	03/19/2013	5,001.43	04/09/2013	4,885.82	-115.61	-2.31%	S
891515207	TOTDY	24.00	03/19/2013	422.88	04/24/2013	443.55	20.67	4.89%	S
891515207	TOTDY	145.00	03/19/2013	2,554.90	08/02/2013	3,360.63	805.73	31.54%	S
891515207	TOTDY	116.00	03/19/2013	2,043.92	08/06/2013	2,661.64	617.72	30.22%	S
92857W209	VOD	18.00	03/19/2013	509.04	04/23/2013	536.84	27.80	5.46%	S
92857W209	VOD	72.00	03/19/2013	2,036.16	05/17/2013	2,164.94	128.78	6.32%	S
	<b>TOTAL REALIZED GAIN/(LOSS):</b>			<b>76,146.80</b>		<b>79,368.72</b>	<b>3,221.92</b>	<b>4.23%</b>	

<b>TOTAL GAINS:</b>	5,604.76
<b>TOTAL LOSSES:</b>	-2,382.84
<b>SHORT TERM - TOTAL REALIZED GAIN/(LOSS):</b>	3,221.92
<b>LONG TERM - TOTAL REALIZED GAIN/(LOSS):</b>	0.00

**JOHN N. BLACKMAN SR. FOUNDATION**  
**AVERAGE MONTHLY VALUE OF CASH AND INVESTMENTS**  
**AUGUST 31, 2013**

	<u>TOTAL CASH</u>	<u>CHASE CASH</u>	<u>CASH - UBS PAINWEBBER</u>	<u>UBS PAINWEBBER</u>	<u>TOTAL INVESTMENTS</u>
8/31/2012	293,383.84	224,752.41	68,631.43	1,188,764.27	1,482,148.11
9/30/2012	185,827.50	157,057.41	28,770.09	1,249,539.96	1,435,367.46
10/31/2012	151,501.46	129,057.41	22,444.05	1,238,056.38	1,389,557.84
11/30/2012	208,023.35	179,057.41	28,965.94	1,238,114.92	1,446,138.27
12/31/2012	323,894.21	276,057.41	47,836.80	1,231,122.32	1,555,016.53
1/31/2013	315,395.16	25,307.41	290,087.75	1,276,676.85	1,592,072.01
2/29/2013	369,548.14	22,023.63	347,524.51	1,269,698.54	1,639,246.68
3/31/2013	88,887.80	22,023.63	66,864.17	1,584,734.94	1,673,622.74
4/30/2013	63,305.95	22,023.63	41,282.32	1,639,845.56	1,703,151.51
5/31/2013	55,552.56	22,023.63	33,528.93	1,670,938.54	1,726,491.10
6/30/2013	34,600.24	7,023.63	27,576.61	1,654,115.92	1,688,716.16
7/31/2013	34,898.30	7,023.63	27,874.67	1,720,055.31	1,754,953.61
8/31/2013	39,590.71	7,061.63	32,529.08	1,480,561.66	1,520,152.37
<b>TOTAL</b>	2,164,409.22	1,100,492.87	1,063,916.35	18,442,225.17	20,606,634.39
	<u>DIVIDE BY 13</u>	<u>DIVIDE BY 13</u>	<u>DIVIDE BY 13</u>	<u>DIVIDE BY 13</u>	<u>DIVIDE BY 13</u>
<b>AVERAGE</b>	<b>\$ 166,493.02</b>	<b>\$ 84,653.30</b>	<b>\$ 81,839.72</b>	<b>\$ 1,418,632.71</b>	<b>\$1,585,125.72</b>