



See a Social Security Number? Say Something!
Report Privacy Problems to <https://public.resource.org/privacy>
Or call the IRS Identity Theft Hotline at 1-800-908-4490



Part III

Statement of Program Service Accomplishments

Check if Schedule O contains a response to any question in this Part III ☐ **Yes** ☒ **No**

1 Briefly describe the organization's mission
CIVIC SERVICE ORGANIZATION AFFILIATED WITH SERTOMA INTERNATIONAL

2 Did the organization undertake any significant program services during the year which were not listed on the prior Form 990 or 990-EZ? ☐ **Yes** ☒ **No**
If "Yes," describe these new services on Schedule O

3 Did the organization cease conducting, or make significant changes in how it conducts, any program services? ☐ **Yes** ☒ **No**
If "Yes," describe these changes on Schedule O

4 Describe the organization's program service accomplishments for each of its three largest program services, as measured by expenses. Section 501(c)(3) and 501(c)(4) organizations are required to report the amount of grants and allocations to others, the total expenses, and revenue, if any, for each program service reported.

4a	(Code) (Expenses \$ 94,887 including grants of \$) (Revenue \$)
FURTHERING LOCAL AND NATIONAL SPONSORSHIPS INCLUDING SPEECH AND HEARING, CIVIC LEADERSHIP, DRUG PREVENTION PROGRAMS, YOUTH PROGRAMS AND GENERAL SERVICE TO MANKIND	

4b	(Code) (Expenses \$ 46,781 including grants of \$) (Revenue \$)
Roswell Sertoma Charities Speech & Hearing, Scholarships, Youth Activities and Education, Direct support to Individuals	















4c	(Code) (Expenses \$ including grants of \$) (Revenue \$)

4d	Other program services (Describe in Schedule O)
(Expenses \$ including grants of \$) (Revenue \$)	

4e	Total program service expenses	141,668
-----------	---------------------------------------	----------------

Part IV

Checklist of Required Schedules

	Yes	No
1 Is the organization described in section 501(c)(3) or 4947(a)(1) (other than a private foundation)? If "Yes," complete Schedule A 	1 Yes	
2 Is the organization required to complete Schedule B, Schedule of Contributors (see instructions)?	2	No
3 Did the organization engage in direct or indirect political campaign activities on behalf of or in opposition to candidates for public office? If "Yes," complete Schedule C, Part I	3	No
4 Section 501(c)(3) organizations. Did the organization engage in lobbying activities, or have a section 501(h) election in effect during the tax year? If "Yes," complete Schedule C, Part II	4	No
5 Is the organization a section 501(c)(4), 501(c)(5), or 501(c)(6) organization that receives membership dues, assessments, or similar amounts as defined in Revenue Procedure 98-19? If "Yes," complete Schedule C, Part III	5	No
6 Did the organization maintain any donor advised funds or any similar funds or accounts for which donors have the right to provide advice on the distribution or investment of amounts in such funds or accounts? If "Yes," complete Schedule D, Part I 	6	No
7 Did the organization receive or hold a conservation easement, including easements to preserve open space, the environment, historic land areas, or historic structures? If "Yes," complete Schedule D, Part II 	7	No
8 Did the organization maintain collections of works of art, historical treasures, or other similar assets? If "Yes," complete Schedule D, Part III 	8	No
9 Did the organization report an amount in Part X, line 21 for escrow or custodial account liability, serve as a custodian for amounts not listed in Part X, or provide credit counseling, debt management, credit repair, or debt negotiation services? If "Yes," complete Schedule D, Part IV 	9	No
10 Did the organization, directly or through a related organization, hold assets in temporarily restricted endowments, permanent endowments, or quasi-endowments? If "Yes," complete Schedule D, Part V 	10	No
11 If the organization's answer to any of the following questions is "Yes," then complete Schedule D, Parts VI, VII, VIII, IX, or X as applicable		
a Did the organization report an amount for land, buildings, and equipment in Part X, line 10? If "Yes," complete Schedule D, Part VI 	11a Yes	
b Did the organization report an amount for investments—other securities in Part X, line 12 that is 5% or more of its total assets reported in Part X, line 16? If "Yes," complete Schedule D, Part VII 	11b Yes	
c Did the organization report an amount for investments—program related in Part X, line 13 that is 5% or more of its total assets reported in Part X, line 16? If "Yes," complete Schedule D, Part VIII 	11c	No
d Did the organization report an amount for other assets in Part X, line 15 that is 5% or more of its total assets reported in Part X, line 16? If "Yes," complete Schedule D, Part IX 	11d	No
e Did the organization report an amount for other liabilities in Part X, line 25? If "Yes," complete Schedule D, Part X 	11e Yes	
f Did the organization's separate or consolidated financial statements for the tax year include a footnote that addresses the organization's liability for uncertain tax positions under FIN 48 (ASC 740)? If "Yes," complete Schedule D, Part X 	11f	No
12a Did the organization obtain separate, independent audited financial statements for the tax year? If "Yes," complete Schedule D, Parts XI and XII 	12a	No
b Was the organization included in consolidated, independent audited financial statements for the tax year? If "Yes," and if the organization answered "No" to line 12a, then completing Schedule D, Parts XI and XII is optional 	12b	No
13 Is the organization a school described in section 170(b)(1)(A)(ii)? If "Yes," complete Schedule E	13	No
14a Did the organization maintain an office, employees, or agents outside of the United States?	14a	No
b Did the organization have aggregate revenues or expenses of more than \$10,000 from grantmaking, fundraising, business, investment, and program service activities outside the United States, or aggregate foreign investments valued at \$100,000 or more? If "Yes," complete Schedule F, Parts I and IV	14b	No
15 Did the organization report on Part IX, column (A), line 3, more than \$5,000 of grants or assistance to any organization or entity located outside the United States? If "Yes," complete Schedule F, Parts II and IV	15	No
16 Did the organization report on Part IX, column (A), line 3, more than \$5,000 of aggregate grants or assistance to individuals located outside the United States? If "Yes," complete Schedule F, Parts III and IV	16	No
17 Did the organization report a total of more than \$15,000 of expenses for professional fundraising services on Part IX, column (A), lines 6 and 11e? If "Yes," complete Schedule G, Part I (see instructions)	17	No
18 Did the organization report more than \$15,000 total of fundraising event gross income and contributions on Part VIII, lines 1c and 8a? If "Yes," complete Schedule G, Part II	18	No
19 Did the organization report more than \$15,000 of gross income from gaming activities on Part VIII, line 9a? If "Yes," complete Schedule G, Part III	19	No
20a Did the organization operate one or more hospital facilities? If "Yes," complete Schedule H	20a	No
b If "Yes" to line 20a, did the organization attach a copy of its audited financial statements to this return?	20b	

Part IV

Checklist of Required Schedules (continued)

21	Did the organization report more than \$5,000 of grants and other assistance to any government or organization in the United States on Part IX, column (A), line 1? <i>If "Yes," complete Schedule I, Parts I and II</i>	21		No
22	Did the organization report more than \$5,000 of grants and other assistance to individuals in the United States on Part IX, column (A), line 2? <i>If "Yes," complete Schedule I, Parts I and III</i>	22	Yes	
23	Did the organization answer "Yes" to Part VII, Section A, line 3, 4, or 5 about compensation of the organization's current and former officers, directors, trustees, key employees, and highest compensated employees? <i>If "Yes," complete Schedule J</i>	23		No
24a	Did the organization have a tax-exempt bond issue with an outstanding principal amount of more than \$100,000 as of the last day of the year, that was issued after December 31, 2002? <i>If "Yes," answer lines 24b through 24d and complete Schedule K. If "No," go to line 25</i>	24a		No
b	Did the organization invest any proceeds of tax-exempt bonds beyond a temporary period exception?	24b		No
c	Did the organization maintain an escrow account other than a refunding escrow at any time during the year to defease any tax-exempt bonds?	24c		No
d	Did the organization act as an "on behalf of" issuer for bonds outstanding at any time during the year?	24d		No
25a	Section 501(c)(3) and 501(c)(4) organizations. Did the organization engage in an excess benefit transaction with a disqualified person during the year? <i>If "Yes," complete Schedule L, Part I</i>	25a		No
b	Is the organization aware that it engaged in an excess benefit transaction with a disqualified person in a prior year, and that the transaction has not been reported on any of the organization's prior Forms 990 or 990-EZ? <i>If "Yes," complete Schedule L, Part I</i>	25b		No
26	Was a loan to or by a current or former officer, director, trustee, key employee, highest compensated employee, or disqualified person outstanding as of the end of the organization's tax year? <i>If "Yes," complete Schedule L, Part II</i>	26		No
27	Did the organization provide a grant or other assistance to an officer, director, trustee, key employee, substantial contributor or employee thereof, a grant selection committee member, or to a 35% controlled entity or family member of any of these persons? <i>If "Yes," complete Schedule L, Part III</i>	27		No
28	Was the organization a party to a business transaction with one of the following parties (see Schedule L, Part IV instructions for applicable filing thresholds, conditions, and exceptions)			
a	A current or former officer, director, trustee, or key employee? <i>If "Yes," complete Schedule L, Part IV</i>	28a		No
b	A family member of a current or former officer, director, trustee, or key employee? <i>If "Yes," complete Schedule L, Part IV</i>	28b		No
c	An entity of which a current or former officer, director, trustee, or key employee (or a family member thereof) was an officer, director, trustee, or direct or indirect owner? <i>If "Yes," complete Schedule L, Part IV</i>	28c		No
29	Did the organization receive more than \$25,000 in non-cash contributions? <i>If "Yes," complete Schedule M</i>	29		No
30	Did the organization receive contributions of art, historical treasures, or other similar assets, or qualified conservation contributions? <i>If "Yes," complete Schedule M</i>	30		No
31	Did the organization liquidate, terminate, or dissolve and cease operations? <i>If "Yes," complete Schedule N, Part I</i>	31		No
32	Did the organization sell, exchange, dispose of, or transfer more than 25% of its net assets? <i>If "Yes," complete Schedule N, Part II</i>	32		No
33	Did the organization own 100% of an entity disregarded as separate from the organization under Regulations sections 301.7701-2 and 301.7701-3? <i>If "Yes," complete Schedule R, Part I</i>	33		No
34	Was the organization related to any tax-exempt or taxable entity? <i>If "Yes," complete Schedule R, Part II, III, or IV, and Part V, line 1</i>	34		No
35a	Did the organization have a controlled entity within the meaning of section 512(b)(13)?	35a		No
b	If "Yes" to line 35a, did the organization receive any payment from or engage in any transaction with a controlled entity within the meaning of section 512(b)(13)? <i>If "Yes," complete Schedule R, Part V, line 2</i>	35b		No
36	Section 501(c)(3) organizations. Did the organization make any transfers to an exempt non-charitable related organization? <i>If "Yes," complete Schedule R, Part V, line 2</i>	36		No
37	Did the organization conduct more than 5% of its activities through an entity that is not a related organization and that is treated as a partnership for federal income tax purposes? <i>If "Yes," complete Schedule R, Part VI</i>	37		No
38	Did the organization complete Schedule O and provide explanations in Schedule O for Part VI, lines 11b and 19? Note. All Form 990 filers are required to complete Schedule O	38		No

Part V

Statements Regarding Other IRS Filings and Tax Compliance

Check if Schedule O contains a response to any question in this Part V

		Yes	No
1a	Enter the number reported in Box 3 of Form 1096. Enter -0- if not applicable.	0	
1b	Enter the number of Forms W-2G included in line 1a. Enter -0- if not applicable.	0	
c	Did the organization comply with backup withholding rules for reportable payments to vendors and reportable gaming (gambling) winnings to prize winners?	1c	No
2a	Enter the number of employees reported on Form W-3, Transmittal of Wage and Tax Statements, filed for the calendar year ending with or within the year covered by this return.	2a	13
b	If at least one is reported on line 2a, did the organization file all required federal employment tax returns? Note. If the sum of lines 1a and 2a is greater than 250, you may be required to e-file (see instructions).	2b	Yes
3a	Did the organization have unrelated business gross income of \$1,000 or more during the year?	3a	Yes
b	If "Yes," has it filed a Form 990-T for this year? If "No," provide an explanation in Schedule O.	3b	
4a	At any time during the calendar year, did the organization have an interest in, or a signature or other authority over, a financial account in a foreign country (such as a bank account, securities account, or other financial account)?	4a	No
b	If "Yes," enter the name of the foreign country: _____ See instructions for filing requirements for Form TD F 90-22.1, Report of Foreign Bank and Financial Accounts.		
5a	Was the organization a party to a prohibited tax shelter transaction at any time during the tax year?	5a	No
b	Did any taxable party notify the organization that it was or is a party to a prohibited tax shelter transaction?	5b	No
c	If "Yes," to line 5a or 5b, did the organization file Form 8886-T?	5c	
6a	Does the organization have annual gross receipts that are normally greater than \$100,000, and did the organization solicit any contributions that were not tax deductible as charitable contributions?	6a	No
b	If "Yes," did the organization include with every solicitation an express statement that such contributions or gifts were not tax deductible?	6b	
7	Organizations that may receive deductible contributions under section 170(c).		
a	Did the organization receive a payment in excess of \$75 made partly as a contribution and partly for goods and services provided to the payor?	7a	No
b	If "Yes," did the organization notify the donor of the value of the goods or services provided?	7b	
c	Did the organization sell, exchange, or otherwise dispose of tangible personal property for which it was required to file Form 8282?	7c	No
d	If "Yes," indicate the number of Forms 8282 filed during the year.	7d	0
e	Did the organization receive any funds, directly or indirectly, to pay premiums on a personal benefit contract?	7e	No
f	Did the organization, during the year, pay premiums, directly or indirectly, on a personal benefit contract?	7f	No
g	If the organization received a contribution of qualified intellectual property, did the organization file Form 8899 as required?	7g	No
h	If the organization received a contribution of cars, boats, airplanes, or other vehicles, did the organization file a Form 1098-C?	7h	No
8	Sponsoring organizations maintaining donor advised funds and section 509(a)(3) supporting organizations. Did the supporting organization, or a donor advised fund maintained by a sponsoring organization, have excess business holdings at any time during the year?	8	No
9	Sponsoring organizations maintaining donor advised funds.		
a	Did the organization make any taxable distributions under section 4966?	9a	No
b	Did the organization make a distribution to a donor, donor advisor, or related person?	9b	No
10	Section 501(c)(7) organizations. Enter		
a	Initiation fees and capital contributions included on Part VIII, line 12.	10a	
b	Gross receipts, included on Form 990, Part VIII, line 12, for public use of club facilities.	10b	
11	Section 501(c)(12) organizations. Enter		
a	Gross income from members or shareholders.	11a	
b	Gross income from other sources (Do not net amounts due or paid to other sources against amounts due or received from them).	11b	
12a	Section 4947(a)(1) non-exempt charitable trusts. Is the organization filing Form 990 in lieu of Form 1041?	12a	No
b	If "Yes," enter the amount of tax-exempt interest received or accrued during the year.	12b	
13	Section 501(c)(29) qualified nonprofit health insurance issuers.		
a	Is the organization licensed to issue qualified health plans in more than one state? Note. See the instructions for additional information the organization must report on Schedule O.	13a	No
b	Enter the amount of reserves the organization is required to maintain by the states in which the organization is licensed to issue qualified health plans.	13b	
c	Enter the amount of reserves on hand.	13c	
14a	Did the organization receive any payments for indoor tanning services during the tax year?	14a	No
b	If "Yes," has it filed a Form 720 to report these payments? If "No," provide an explanation in Schedule O.	14b	

Part VI

Governance, Management, and Disclosure

For each "Yes" response to lines 2 through 7b below, and for a "No" response to lines 8a, 8b, or 10b below, describe the circumstances, processes, or changes in Schedule O. See instructions.

Check if Schedule O contains a response to any question in this Part VI

Section A. Governing Body and Management

		Yes	No
1a	Enter the number of voting members of the governing body at the end of the tax year	10	
If there are material differences in voting rights among members of the governing body, or if the governing body delegated broad authority to an executive committee or similar committee, explain in Schedule O			
1b	Enter the number of voting members included in line 1a, above, who are independent	0	
2	Did any officer, director, trustee, or key employee have a family relationship or a business relationship with any other officer, director, trustee, or key employee?	2	No
3	Did the organization delegate control over management duties customarily performed by or under the direct supervision of officers, directors or trustees, or key employees to a management company or other person?	3	No
4	Did the organization make any significant changes to its governing documents since the prior Form 990 was filed?	4	No
5	Did the organization become aware during the year of a significant diversion of the organization's assets?	5	No
6	Did the organization have members or stockholders?	6	Yes
7a	Did the organization have members, stockholders, or other persons who had the power to elect or appoint one or more members of the governing body?	7a	Yes
7b	Are any governance decisions of the organization reserved to (or subject to approval by) members, stockholders, or persons other than the governing body?	7b	Yes
8	Did the organization contemporaneously document the meetings held or written actions undertaken during the year by the following		
8a	The governing body?	8a	Yes
8b	Each committee with authority to act on behalf of the governing body?	8b	Yes
9	Is there any officer, director, trustee, or key employee listed in Part VII, Section A, who cannot be reached at the organization's mailing address? If "Yes," provide the names and addresses in Schedule O	9	No

Section B. Policies (This Section B requests information about policies not required by the Internal Revenue Code.)

		Yes	No
10a	Did the organization have local chapters, branches, or affiliates?	10a	No
10b	If "Yes," did the organization have written policies and procedures governing the activities of such chapters, affiliates, and branches to ensure their operations are consistent with the organization's exempt purposes?	10b	
11a	Has the organization provided a complete copy of this Form 990 to all members of its governing body before filing the form?	11a	No
11b	Describe in Schedule O the process, if any, used by the organization to review this Form 990		
12a	Did the organization have a written conflict of interest policy? If "No," go to line 13	12a	No
12b	Were officers, directors, or trustees, and key employees required to disclose annually interests that could give rise to conflicts?	12b	No
12c	Did the organization regularly and consistently monitor and enforce compliance with the policy? If "Yes," describe in Schedule O how this was done	12c	No
13	Did the organization have a written whistleblower policy?	13	No
14	Did the organization have a written document retention and destruction policy?	14	No
15	Did the process for determining compensation of the following persons include a review and approval by independent persons, comparability data, and contemporaneous substantiation of the deliberation and decision?		
15a	The organization's CEO, Executive Director, or top management official	15a	No
15b	Other officers or key employees of the organization	15b	No
If "Yes" to line 15a or 15b, describe the process in Schedule O (see instructions)			
16a	Did the organization invest in, contribute assets to, or participate in a joint venture or similar arrangement with a taxable entity during the year?	16a	No
16b	If "Yes," did the organization follow a written policy or procedure requiring the organization to evaluate its participation in joint venture arrangements under applicable federal tax law, and take steps to safeguard the organization's exempt status with respect to such arrangements?	16b	

Section C. Disclosure

17	List the States with which a copy of this Form 990 is required to be filed
18	Section 6104 requires an organization to make its Form 1023 (or 1024 if applicable), 990, and 990-T (501(c)(3)s only) available for public inspection. Indicate how you made these available. Check all that apply. <input type="checkbox"/> Own website <input type="checkbox"/> Another's website <input checked="" type="checkbox"/> Upon request <input type="checkbox"/> Other (explain in Schedule O)
19	Describe in Schedule O whether (and if so, how), the organization made its governing documents, conflict of interest policy, and financial statements available to the public during the tax year
20	State the name, physical address, and telephone number of the person who possesses the books and records of the organization Anthony A D'Arezzo 113 South Pennsylvania Ave Roswell, NM (575) 623-9641

Part VII

Compensation of Officers, Directors, Trustees, Key Employees, Highest Compensated Employees, and Independent Contractors

Check if Schedule O contains a response to any question in this Part VII

Section A. Officers, Directors, Trustees, Key Employees, and Highest Compensated Employees

1a Complete this table for all persons required to be listed. Report compensation for the calendar year ending with or within the organization's tax year.

- List all of the organization's **current** officers, directors, trustees (whether individuals or organizations), regardless of amount of compensation. Enter -0- in columns (D), (E), and (F) if no compensation was paid.
- List all of the organization's **current** key employees, if any. See instructions for definition of "key employee."
- List the organization's five **current** highest compensated employees (other than an officer, director, trustee or key employee) who received reportable compensation (Box 5 of Form W-2 and/or Box 7 of Form 1099-MISC) of more than \$100,000 from the organization and any related organizations.
- List all of the organization's **former** officers, key employees, or highest compensated employees who received more than \$100,000 of reportable compensation from the organization and any related organizations.
- List all of the organization's **former directors or trustees** that received, in the capacity as a former director or trustee of the organization, more than \$10,000 of reportable compensation from the organization and any related organizations.

List persons in the following order: individual trustees or directors; institutional trustees; officers; key employees; highest compensated employees; and former such persons.

☒ Check this box if neither the organization nor any related organization compensated any current officer, director, or trustee

(A) Name and Title	(B) Average hours per week (list any hours for related organizations below dotted line)	(C) Position (do not check more than one box, unless person is both an officer and a director/trustee)						(D) Reportable compensation from the organization (W- 2/1099-MISC)	(E) Reportable compensation from related organizations (W- 2/1099-MISC)	(F) Estimated amount of other compensation from the organization and related organizations
		Individual trustee or director	Institutional Trustee	Officer	Key employee	Highest compensated employee	Former			
(1) John Bogshutz Sergeant-at-Arm	0 00							0	0	0
(2) Anthony D'Arezzo Treasurer	0 00							0	0	0
(3) Gil Goodman Secretary	0 00							0	0	0
(4) Jerry Heck Director	0 00							0	0	0
(5) Richard Van Winkle Director	0 00							0	0	0
(6) Britt Donaldson Director	0 00							0	0	0
(7) Bob Carroll Vice President	0 00							0	0	0
(8) Alex Pankey President	0 00							0	0	0
(9) Bill Wolf Director	0 00							0	0	0
(10) Art Torrez President Elect	0 00							0	0	0

Part VII

[illegible]

2 Total number of individuals (including but not limited to those listed above) who received more than \$100,000 of reportable compensation from the organization: 0

		Yes	No
3	Did the organization list any former officer, director or trustee, key employee, or highest compensated employee on line 1a? <i>If "Yes," complete Schedule J for such individual</i>	3	No
4	For any individual listed on line 1a, is the sum of reportable compensation and other compensation from the organization and related organizations greater than \$150,000? <i>If "Yes," complete Schedule J for such individual</i>	4	No
5	Did any person listed on line 1a receive or accrue compensation from any unrelated organization or individual for services rendered to the organization? <i>If "Yes," complete Schedule J for such person</i>	5	No

Section B. Independent Contractors

1 Complete this table for your five highest compensated independent contractors that received more than \$100,000 of compensation from the organization. Report compensation for the calendar year ending with or within the organization's tax year.

(A) Name and business address	(B) Description of services	(C) Compensation

2 Total number of independent contractors (including but not limited to those listed above) who received more than \$100,000 of compensation from the organization ►0

Part VIII

Statement of Revenue

Check if Schedule O contains a response to any question in this Part VIII

				(A) Total revenue	(B) Related or exempt function revenue	(C) Unrelated business revenue	(D) Revenue excluded from tax under sections 512, 513, or 514	
Contributions, Gifts, Grants and Other Similar Amounts	1a	Federated campaigns . . .	1a					
	b	Membership dues	1b					
	c	Fundraising events	1c					
	d	Related organizations	1d					
	e	Government grants (contributions)	1e					
	f	All other contributions, gifts, grants, and similar amounts not included above	1f	13,420				
	g	Noncash contributions included in lines 1a-1f \$						
	h	Total. Add lines 1a-1f		13,420				
Program Service Revenue			Business Code					
	2a	Membership Dues & Assessments		2,992	2,992			
	b							
	c							
	d							
	e							
	f	All other program service revenue						
	g	Total. Add lines 2a-2f		2,992				
Other Revenue	3	Investment income (including dividends, interest, and other similar amounts)		32,018	32,012		6	
	4	Income from investment of tax-exempt bond proceeds . . .		0				
	5	Royalties		0				
			(i) Real	(ii) Personal				
	6a	Gross rents						
	b	Less rental expenses						
	c	Rental income or (loss)						
	d	Net rental income or (loss)		0				
			(i) Securities	(ii) Other				
	7a	Gross amount from sales of assets other than inventory	650,773					
	b	Less cost or other basis and sales expenses	625,672					
	c	Gain or (loss)	25,101					
	d	Net gain or (loss)		25,101	25,101			
	8a	Gross income from fundraising events (not including \$ _____ of contributions reported on line 1c) See Part IV, line 18		8,641				
	a		8,641					
	b	Less direct expenses						
	c	Net income or (loss) from fundraising events . . .		8,641				
	9a	Gross income from gaming activities See Part IV, line 19		0				
	a							
	b	Less direct expenses						
	c	Net income or (loss) from gaming activities . . .		0				
	10a	Gross sales of inventory, less returns and allowances . .		408,442				
	a							
	b	Less cost of goods sold	354,614					
	c	Net income or (loss) from sales of inventory . . .		53,828		53,828		
	Miscellaneous Revenue		Business Code					
	11a	BINGO		-25,192			-25,192	
	b							
	c							
	d	All other revenue						
	e	Total. Add lines 11a-11d		-25,192				
	12	Total revenue. See Instructions		110,808	60,105	53,828	-25,186	

Part IX

Statement of Functional Expenses

Section 501(c)(3) and 501(c)(4) organizations must complete all columns. All other organizations must complete column (A).

Check if Schedule O contains a response to any question in this Part IX

Do not include amounts reported on lines 6b, 7b, 8b, 9b, and 10b of Part VIII.		(A) Total expenses	(B) Program service expenses	(C) Management and general expenses	(D) Fundraising expenses
1	Grants and other assistance to governments and organizations in the United States. See Part IV, line 21.	54	54		
2	Grants and other assistance to individuals in the United States. See Part IV, line 22.	114,815	114,815		
3	Grants and other assistance to governments, organizations, and individuals outside the United States. See Part IV, lines 15 and 16.	0			
4	Benefits paid to or for members.	0			
5	Compensation of current officers, directors, trustees, and key employees.	0			
6	Compensation not included above, to disqualified persons (as defined under section 4958(f)(1)) and persons described in section 4958(c)(3)(B).	0			
7	Other salaries and wages.	0			
8	Pension plan accruals and contributions (include section 401(k) and 403(b) employer contributions).	0			
9	Other employee benefits.	0			
10	Payroll taxes.	0			
11	Fees for services (non-employees):				
a	Management.	0			
b	Legal.	0			
c	Accounting.	0			
d	Lobbying.	0			
e	Professional fundraising services. See Part IV, line 17.	0			
f	Investment management fees.	15,439	12,351	1,544	1,544
g	Other (If line 11g amount exceeds 10% of line 25, column (A) amount, list line 11g expenses on Schedule O).	0			
12	Advertising and promotion.	0			
13	Office expenses.	0			
14	Information technology.	0			
15	Royalties.	0			
16	Occupancy.	0			
17	Travel.	0			
18	Payments of travel or entertainment expenses for any federal, state, or local public officials.	0			
19	Conferences, conventions, and meetings.	1,730	1,730		
20	Interest.	0			
21	Payments to affiliates.	0			
22	Depreciation, depletion, and amortization.	0			
23	Insurance.	0			
24	Other expenses. Itemize expenses not covered above (List miscellaneous expenses in line 24e. If line 24e amount exceeds 10% of line 25, column (A) amount, list line 24e expenses on Schedule O):				
a	GUEST MEALS	1,258	1,258		
b	CHRISTMAS	2,121	2,121		
c	BOARD MEETINGS	3,684	3,684		
d	DUES	4,303	4,303		
e	All other expenses	1,487	1,352	17	118
25	Total functional expenses. Add lines 1 through 24e.	144,891	141,668	1,561	1,662
26	Joint costs. Complete this line only if the organization reported in column (B) joint costs from a combined educational campaign and fundraising solicitation. Check here <input type="checkbox"/> if following SOP 98-2 (ASC 958-720).				

Part X

Balance Sheet

Check if Schedule O contains a response to any question in this Part X ☐

					(A) Beginning of year		(B) End of year
Assets	1	Cash—non-interest-bearing			17,115	1	15,824
	2	Savings and temporary cash investments				2	0
	3	Pledges and grants receivable, net				3	0
	4	Accounts receivable, net				4	0
	5	Loans and other receivables from current and former officers, directors, trustees, key employees, and highest compensated employees. Complete Part II of Schedule L				5	0
	6	Loans and other receivables from other disqualified persons (as defined under section 4958(f)(1)), persons described in section 4958(c)(3)(B), and contributing employers and sponsoring organizations of section 501(c)(9) voluntary employees' beneficiary organizations (see instructions). Complete Part II of Schedule L				6	0
	7	Notes and loans receivable, net				7	0
	8	Inventories for sale or use				8	0
	9	Prepaid expenses and deferred charges			7,669	9	14,471
	10a	Land, buildings, and equipment: cost or other basis. Complete Part VI of Schedule D	10a	331,038			
	b	Less: accumulated depreciation	10b		330,155	10c	331,038
	11	Investments—publicly traded securities				11	0
	12	Investments—other securities. See Part IV, line 11			1,212,090	12	1,267,709
	13	Investments—program-related. See Part IV, line 11				13	0
	14	Intangible assets				14	0
	15	Other assets. See Part IV, line 11				15	0
	16	Total assets. Add lines 1 through 15 (must equal line 34)			1,567,029	16	1,629,042
Liabilities	17	Accounts payable and accrued expenses			1,775	17	23,921
	18	Grants payable				18	
	19	Deferred revenue				19	
	20	Tax-exempt bond liabilities				20	
	21	Escrow or custodial account liability. Complete Part IV of Schedule D				21	
	22	Loans and other payables to current and former officers, directors, trustees, key employees, highest compensated employees, and disqualified persons. Complete Part II of Schedule L				22	
	23	Secured mortgages and notes payable to unrelated third parties				23	
	24	Unsecured notes and loans payable to unrelated third parties				24	
	25	Other liabilities (including federal income tax, payables to related third parties, and other liabilities not included on lines 17-24). Complete Part X of Schedule D			52,263	25	126,213
	26	Total liabilities. Add lines 17 through 25			54,038	26	150,134
Net Assets or Fund Balances	Organizations that follow SFAS 117 (ASC 958), check here <input type="checkbox"/> and complete lines 27 through 29, and lines 33 and 34.						
	27	Unrestricted net assets				27	
	28	Temporarily restricted net assets				28	
	29	Permanently restricted net assets				29	
	Organizations that do not follow SFAS 117 (ASC 958), check here <input checked="" type="checkbox"/> and complete lines 30 through 34.						
	30	Capital stock or trust principal, or current funds				30	
	31	Paid-in or capital surplus, or land, building or equipment fund				31	
	32	Retained earnings, endowment, accumulated income, or other funds			1,512,991	32	1,478,908
	33	Total net assets or fund balances			1,512,991	33	1,478,908
	34	Total liabilities and net assets/fund balances			1,567,029	34	1,629,042

Part XI Reconciliation of Net Assets

Check if Schedule O contains a response to any question in this Part XI

1	Total revenue (must equal Part VIII, column (A), line 12)	1	110,808
2	Total expenses (must equal Part IX, column (A), line 25)	2	144,891
3	Revenue less expenses Subtract line 2 from line 1	3	-34,083
4	Net assets or fund balances at beginning of year (must equal Part X, line 33, column (A))	4	1,512,991
5	Net unrealized gains (losses) on investments	5	
6	Donated services and use of facilities	6	
7	Investment expenses	7	
8	Prior period adjustments	8	
9	Other changes in net assets or fund balances (explain in Schedule O)	9	
10	Net assets or fund balances at end of year Combine lines 3 through 9 (must equal Part X, line 33, column (B))	10	1,478,908

Part XII Financial Statements and Reporting

Check if Schedule O contains a response to any question in this Part XII

		Yes	No
1	Accounting method used to prepare the Form 990 <input checked="" type="checkbox"/> Cash <input type="checkbox"/> Accrual <input type="checkbox"/> Other If the organization changed its method of accounting from a prior year or checked "Other," explain in Schedule O		
2a	Were the organization's financial statements compiled or reviewed by an independent accountant? If "Yes," check a box below to indicate whether the financial statements for the year were compiled or reviewed on a separate basis, consolidated basis, or both <input type="checkbox"/> Separate basis <input type="checkbox"/> Consolidated basis <input type="checkbox"/> Both consolidated and separate basis		No
2b	Were the organization's financial statements audited by an independent accountant? If "Yes," check a box below to indicate whether the financial statements for the year were audited on a separate basis, consolidated basis, or both <input checked="" type="checkbox"/> Separate basis <input type="checkbox"/> Consolidated basis <input type="checkbox"/> Both consolidated and separate basis	Yes	
2c	If "Yes," to line 2a or 2b, does the organization have a committee that assumes responsibility for oversight of the audit, review, or compilation of its financial statements and selection of an independent accountant? If the organization changed either its oversight process or selection process during the tax year, explain in Schedule O		No
3a	As a result of a federal award, was the organization required to undergo an audit or audits as set forth in the Single Audit Act and OMB Circular A-133?		No
3b	If "Yes," did the organization undergo the required audit or audits? If the organization did not undergo the required audit or audits, explain why in Schedule O and describe any steps taken to undergo such audits		

SCHEDULE A
(Form 990 or 990EZ)

Department of the Treasury
Internal Revenue Service

Public Charity Status and Public Support

Complete if the organization is a section 501(c)(3) organization or a section 4947(a)(1) nonexempt charitable trust.

► Attach to Form 990 or Form 990-EZ. ► See separate instructions.

OMB No 1545-0047

2012

Open to Public Inspection

Name of the organization ROSWELL SERTOMA CLUB INC	Employer identification number 85-6009082
--	--

Part I Reason for Public Charity Status (All organizations must complete this part.) See instructions.

The organization is not a private foundation because it is (For lines 1 through 11, check only one box)

- 1

☐

A church, convention of churches, or association of churches described in **section 170(b)(1)(A)(i).**
- 2

☐

A school described in **section 170(b)(1)(A)(ii).** (Attach Schedule E)
- 3

☐

A hospital or a cooperative hospital service organization described in **section 170(b)(1)(A)(iii).**
- 4

☐

A medical research organization operated in conjunction with a hospital described in **section 170(b)(1)(A)(iii).** Enter the hospital's name, city, and state _____
- 5

☐

An organization operated for the benefit of a college or university owned or operated by a governmental unit described in **section 170(b)(1)(A)(iv).** (Complete Part II)
- 6

☐

A federal, state, or local government or governmental unit described in **section 170(b)(1)(A)(v).**
- 7

☒

An organization that normally receives a substantial part of its support from a governmental unit or from the general public described in **section 170(b)(1)(A)(vi).** (Complete Part II)
- 8

☐

A community trust described in **section 170(b)(1)(A)(vi)** (Complete Part II)
- 9

☐

An organization that normally receives (1) more than 33¹/₃% of its support from contributions, membership fees, and gross receipts from activities related to its exempt functions—subject to certain exceptions, and (2) no more than 33¹/₃% of its support from gross investment income and unrelated business taxable income (less section 511 tax) from businesses acquired by the organization after June 30, 1975 See **section 509(a)(2).** (Complete Part III)
- 10

☐

An organization organized and operated exclusively to test for public safety See **section 509(a)(4).**
- 11

☐

An organization organized and operated exclusively for the benefit of, to perform the functions of, or to carry out the purposes of one or more publicly supported organizations described in section 509(a)(1) or section 509(a)(2) See **section 509(a)(3).** Check the box that describes the type of supporting organization and complete lines 11e through 11h

a

☐

Type I

b

☐

Type II

c

☐

Type III - Functionally integrated

d

☐

Type III - Non-functionally integrated
- e

☐

By checking this box, I certify that the organization is not controlled directly or indirectly by one or more disqualified persons other than foundation managers and other than one or more publicly supported organizations described in section 509(a)(1) or section 509(a)(2)
- f

☐

If the organization received a written determination from the IRS that it is a Type I, Type II, or Type III supporting organization, check this box
- g

☐

Since August 17, 2006, has the organization accepted any gift or contribution from any of the following persons?

(i)

A person who directly or indirectly controls, either alone or together with persons described in (ii) and (iii) below, the governing body of the supported organization?

(ii)

A family member of a person described in (i) above?

(iii)

A 35% controlled entity of a person described in (i) or (ii) above?

h

☐

Provide the following information about the supported organization(s)
- | | Yes | No |
|----------|-----|----|
| 11g(i) | | |
| 11g(ii) | | |
| 11g(iii) | | |
- | (i) Name of supported organization | (ii) EIN | (iii) Type of organization (described on lines 1- 9 above or IRC section (see instructions)) | (iv) Is the organization in col (i) listed in your governing document? | | (v) Did you notify the organization in col (i) of your support? | | (vi) Is the organization in col (i) organized in the U S ? | | (vii) Amount of monetary support |
|------------------------------------|----------|--|--|----|---|----|--|----|----------------------------------|
| | | | Yes | No | Yes | No | Yes | No | |
| | | | | | | | | | |
| | | | | | | | | | |
| Total | | | | | | | | | |
- For Paperwork Reduction Act Notice, see the Instructions for Form 990 or 990EZ.

Cat No 11285F

Schedule A (Form 990 or 990-EZ) 2012

Part II

Support Schedule for Organizations Described in Sections 170(b)(1)(A)(iv) and 170(b)(1)(A)(vi)
(Complete only if you checked the box on line 5, 7, or 8 of Part I or if the organization failed to qualify under Part III. If the organization fails to qualify under the tests listed below, please complete Part III.)

Section A. Public Support						
Calendar year (or fiscal year beginning in) ▶	(a) 2008	(b) 2009	(c) 2010	(d) 2011	(e) 2012	(f) Total
1 Gifts, grants, contributions, and membership fees received (Do not include any "unusual grants.")	19,062	20,380	21,309	14,706	16,412	91,869
2 Tax revenues levied for the organization's benefit and either paid to or expended on its behalf						0
3 The value of services or facilities furnished by a governmental unit to the organization without charge						0
4 Total. Add lines 1 through 3	19,062	20,380	21,309	14,706	16,412	91,869
5 The portion of total contributions by each person (other than a governmental unit or publicly supported organization) included on line 1 that exceeds 2% of the amount shown on line 11, column (f)						0
6 Public support. Subtract line 5 from line 4						91,869

Section B. Total Support						
Calendar year (or fiscal year beginning in) ▶	(a) 2008	(b) 2009	(c) 2010	(d) 2011	(e) 2012	(f) Total
7 Amounts from line 4	19,062	20,380	21,309	14,706	16,412	91,869
8 Gross income from interest, dividends, payments received on securities loans, rents, royalties and income from similar sources	35,497	30,244	35,377	31,142	32,045	164,305
9 Net income from unrelated business activities, whether or not the business is regularly carried on						0
10 Other income Do not include gain or loss from the sale of capital assets (Explain in Part IV)						0
11 Total support (Add lines 7 through 10)						256,174
12 Gross receipts from related activities, etc (see instructions)					12	
13 First five years. If the Form 990 is for the organization's first, second, third, fourth, or fifth tax year as a 501(c)(3) organization, check this box and stop here						▶

Section C. Computation of Public Support Percentage		
14 Public support percentage for 2012 (line 6, column (f) divided by line 11, column (f))	14	35 860 %
15 Public support percentage for 2011 Schedule A, Part II, line 14	15	37 430 %
16a 33 1/3% support test—2012. If the organization did not check the box on line 13, and line 14 is 33 1/3% or more, check this box and stop here. The organization qualifies as a publicly supported organization	▶	
b 33 1/3% support test—2011. If the organization did not check a box on line 13 or 16a, and line 15 is 33 1/3% or more, check this box and stop here. The organization qualifies as a publicly supported organization	▶	
17a 10%-facts-and-circumstances test—2012. If the organization did not check a box on line 13, 16a, or 16b, and line 14 is 10% or more, and if the organization meets the "facts-and-circumstances" test, check this box and stop here. Explain in Part IV how the organization meets the "facts-and-circumstances" test The organization qualifies as a publicly supported organization	▶	
b 10%-facts-and-circumstances test—2011. If the organization did not check a box on line 13, 16a, 16b, or 17a, and line 15 is 10% or more, and if the organization meets the "facts-and-circumstances" test, check this box and stop here. Explain in Part IV how the organization meets the "facts-and-circumstances" test The organization qualifies as a publicly supported organization	▶	
18 Private foundation. If the organization did not check a box on line 13, 16a, 16b, 17a, or 17b, check this box and see instructions	▶	

Part IIISupport Schedule for Organizations Described in Section 509(a)(2)

(Complete only if you checked the box on line 9 of Part I or if the organization failed to qualify under Part II. If the organization fails to qualify under the tests listed below, please complete Part II.)

Section A. Public Support						
Calendar year (or fiscal year beginning in) ▶	(a) 2008	(b) 2009	(c) 2010	(d) 2011	(e) 2012	(f) Total
1 Gifts, grants, contributions, and membership fees received (Do not include any "unusual grants.")						
2 Gross receipts from admissions, merchandise sold or services performed, or facilities furnished in any activity that is related to the organization's tax-exempt purpose						
3 Gross receipts from activities that are not an unrelated trade or business under section 513						
4 Tax revenues levied for the organization's benefit and either paid to or expended on its behalf						
5 The value of services or facilities furnished by a governmental unit to the organization without charge						
6 Total. Add lines 1 through 5						
7a Amounts included on lines 1, 2, and 3 received from disqualified persons						
b Amounts included on lines 2 and 3 received from other than disqualified persons that exceed the greater of \$5,000 or 1% of the amount on line 13 for the year						
c Add lines 7a and 7b						
8 Public support (Subtract line 7c from line 6.)						

Section B. Total Support						
Calendar year (or fiscal year beginning in) ▶	(a) 2008	(b) 2009	(c) 2010	(d) 2011	(e) 2012	(f) Total
9 Amounts from line 6						
10a Gross income from interest, dividends, payments received on securities loans, rents, royalties and income from similar sources						
b Unrelated business taxable income (less section 511 taxes) from businesses acquired after June 30, 1975						
c Add lines 10a and 10b						
11 Net income from unrelated business activities not included in line 10b, whether or not the business is regularly carried on						
12 Other income. Do not include gain or loss from the sale of capital assets (Explain in Part IV.)						
13 Total support. (Add lines 9, 10c, 11, and 12.)						
14 First five years. If the Form 990 is for the organization's first, second, third, fourth, or fifth tax year as a 501(c)(3) organization, check this box and stop here ▶						

Section C. Computation of Public Support Percentage		
15 Public support percentage for 2012 (line 8, column (f) divided by line 13, column (f))	15	
16 Public support percentage from 2011 Schedule A, Part III, line 15	16	

Section D. Computation of Investment Income Percentage		
17 Investment income percentage for 2012 (line 10c, column (f) divided by line 13, column (f))	17	
18 Investment income percentage from 2011 Schedule A, Part III, line 17	18	
19a 33 1/3% support tests—2012. If the organization did not check the box on line 14, and line 15 is more than 33 1/3%, and line 17 is not more than 33 1/3%, check this box and stop here. The organization qualifies as a publicly supported organization ▶		
b 33 1/3% support tests—2011. If the organization did not check a box on line 14 or line 19a, and line 16 is more than 33 1/3% and line 18 is not more than 33 1/3%, check this box and stop here. The organization qualifies as a publicly supported organization ▶		
20 Private foundation. If the organization did not check a box on line 14, 19a, or 19b, check this box and see instructions ▶		

Part IV **Supplemental Information.** Complete this part to provide the explanations required by Part II, line 10; Part II, line 17a or 17b; and Part III, line 12. Also complete this part for any additional information. (See instructions).

Facts And Circumstances Test

Explanation

SCHEDULE D
(Form 990)

Supplemental Financial Statements

OMB No 1545-0047

2012

Open to Public Inspection

Name of the organization
ROSWELL SERTOMA CLUB INC

Employer identification number
85-6009082

Part I

Organizations Maintaining Donor Advised Funds or Other Similar Funds or Accounts. Complete if the organization answered "Yes" to Form 990, Part IV, line 6.

	(a) Donor advised funds	(b) Funds and other accounts
1	Total number at end of year	
2	Aggregate contributions to (during year)	
3	Aggregate grants from (during year)	
4	Aggregate value at end of year	
5	Did the organization inform all donors and donor advisors in writing that the assets held in donor advised funds are the organization's property, subject to the organization's exclusive legal control?	
	<div><input type="checkbox"/> Yes</div> <div><input type="checkbox"/> No</div>	
6	Did the organization inform all grantees, donors, and donor advisors in writing that grant funds can be used only for charitable purposes and not for the benefit of the donor or donor advisor, or for any other purpose conferring impermissible private benefit?	
	<div><input type="checkbox"/> Yes</div> <div><input type="checkbox"/> No</div>	

Part II

Conservation Easements. Complete if the organization answered "Yes" to Form 990, Part IV, line 7.

1

Purpose(s) of conservation easements held by the organization (check all that apply)

☐ Preservation of land for public use (e g , recreation or education)

☐ Preservation of an historically important land area

☐ Protection of natural habitat

☐ Preservation of a certified historic structure

☐ Preservation of open space

2

Complete lines 2a through 2d if the organization held a qualified conservation contribution in the form of a conservation easement on the last day of the tax year

	Held at the End of the Year
a	Total number of conservation easements
b	Total acreage restricted by conservation easements
c	Number of conservation easements on a certified historic structure included in (a)
d	Number of conservation easements included in (c) acquired after 8/17/06, and not on a historic structure listed in the National Register

3

Number of conservation easements modified, transferred, released, extinguished, or terminated by the organization during the tax year ▶_____

4

Number of states where property subject to conservation easement is located ▶_____

5

Does the organization have a written policy regarding the periodic monitoring, inspection, handling of violations, and enforcement of the conservation easements it holds?

☐ Yes

☐ No

6

Staff and volunteer hours devoted to monitoring, inspecting, and enforcing conservation easements during the year ▶_____

7

Amount of expenses incurred in monitoring, inspecting, and enforcing conservation easements during the year ▶\$ _____

8

Does each conservation easement reported on line 2(d) above satisfy the requirements of section 170(h)(4)(B)(i) and section 170(h)(4)(B)(ii)?

☐ Yes

☐ No

9

In Part XIII, describe how the organization reports conservation easements in its revenue and expense statement, and balance sheet, and include, if applicable, the text of the footnote to the organization's financial statements that describes the organization's accounting for conservation easements

Part III

Organizations Maintaining Collections of Art, Historical Treasures, or Other Similar Assets. Complete if the organization answered "Yes" to Form 990, Part IV, line 8.

1a

If the organization elected, as permitted under SFAS 116 (ASC 958), not to report in its revenue statement and balance sheet works of art, historical treasures, or other similar assets held for public exhibition, education, or research in furtherance of public service, provide, in Part XIII, the text of the footnote to its financial statements that describes these items

b

If the organization elected, as permitted under SFAS 116 (ASC 958), to report in its revenue statement and balance sheet works of art, historical treasures, or other similar assets held for public exhibition, education, or research in furtherance of public service, provide the following amounts relating to these items

(i)

Revenues included in Form 990, Part VIII, line 1

▶\$ _____

(ii)

Assets included in Form 990, Part X

▶\$ _____

2

If the organization received or held works of art, historical treasures, or other similar assets for financial gain, provide the following amounts required to be reported under SFAS 116 (ASC 958) relating to these items

a

Revenues included in Form 990, Part VIII, line 1

▶\$ _____

b

Assets included in Form 990, Part X

▶\$ _____

For Paperwork Reduction Act Notice, see the Instructions for Form 990.

Cat No 52283D

Schedule D (Form 990) 2012

Part III Organizations Maintaining Collections of Art, Historical Treasures, or Other Similar Assets *(continued)*

3

Using the organization's acquisition, accession, and other records, check any of the following that are a significant use of its collection items (check all that apply)

a

☐ Public exhibition

d

☐ Loan or exchange programs

b

☐ Scholarly research

e

☐ Other

c

☐ Preservation for future generations

4

Provide a description of the organization's collections and explain how they further the organization's exempt purpose in Part XIII

5

During the year, did the organization solicit or receive donations of art, historical treasures or other similar assets to be sold to raise funds rather than to be maintained as part of the organization's collection?

☐ Yes

☐ No

Part IV Escrow and Custodial Arrangements. Complete if the organization answered "Yes" to Form 990, Part IV, line 9, or reported an amount on Form 990, Part X, line 21.

1a

Is the organization an agent, trustee, custodian or other intermediary for contributions or other assets not included on Form 990, Part X?

☐ Yes

☐ No

b

If "Yes," explain the arrangement in Part XIII and complete the following table

c

Beginning balance

d

Additions during the year

e

Distributions during the year

f

Ending balance

	Amount
1c	
1d	
1e	
1f	

2a

Did the organization include an amount on Form 990, Part X, line 21?

☐ Yes

☐ No

b

If "Yes," explain the arrangement in Part XIII. Check here if the explanation has been provided in Part XIII

☐

Part V Endowment Funds. Complete if the organization answered "Yes" to Form 990, Part IV, line 10.

	(a)Current year	(b)Prior year	b (c)Two years back	(d)Three years back	(e)Four years back
1a	Beginning of year balance				
b	Contributions				
c	Net investment earnings, gains, and losses				
d	Grants or scholarships				
e	Other expenditures for facilities and programs				
f	Administrative expenses				
g	End of year balance				

2

Provide the estimated percentage of the current year end balance (line 1g, column (a)) held as

a

Board designated or quasi-endowment

b

Permanent endowment

c

Temporarily restricted endowment

The percentages in lines 2a, 2b, and 2c should equal 100%

3a

Are there endowment funds not in the possession of the organization that are held and administered for the organization by

(i) unrelated organizations

3a(i)

(ii) related organizations

3a(ii)

b

If "Yes" to 3a(ii), are the related organizations listed as required on Schedule R?

3b

4

Describe in Part XIII the intended uses of the organization's endowment funds

Part VI Land, Buildings, and Equipment. See Form 990, Part X, line 10.

Description of property	(a) Cost or other basis (investment)	(b)Cost or other basis (other)	(c) Accumulated depreciation	(d) Book value
1a Land		35,000		35,000
b Buildings		218,630		218,630
c Leasehold improvements				
d Equipment		77,408		77,408
e Other				
Total. Add lines 1a through 1e (Column (d) must equal Form 990, Part X, column (B), line 10(c).)				331,038

Part XI Reconciliation of Revenue per Audited Financial Statements With Revenue per Return

1	Total revenue, gains, and other support per audited financial statements		1	
2	Amounts included on line 1 but not on Form 990, Part VIII, line 12			
a	Net unrealized gains on investments	2a		
b	Donated services and use of facilities	2b		
c	Recoveries of prior year grants	2c		
d	Other (Describe in Part XIII)	2d		
e	Add lines 2a through 2d		2e	
3	Subtract line 2e from line 1		3	
4	Amounts included on Form 990, Part VIII, line 12, but not on line 1			
a	Investment expenses not included on Form 990, Part VIII, line 7b	4a		
b	Other (Describe in Part XIII)	4b		
c	Add lines 4a and 4b		4c	
5	Total revenue Add lines 3 and 4c . (This must equal Form 990, Part I, line 12)		5	

Part XII Reconciliation of Expenses per Audited Financial Statements With Expenses per Return

1	Total expenses and losses per audited financial statements		1	
2	Amounts included on line 1 but not on Form 990, Part IX, line 25			
a	Donated services and use of facilities	2a		
b	Prior year adjustments	2b		
c	Other losses	2c		
d	Other (Describe in Part XIII)	2d		
e	Add lines 2a through 2d		2e	
3	Subtract line 2e from line 1		3	
4	Amounts included on Form 990, Part IX, line 25, but not on line 1 :			
a	Investment expenses not included on Form 990, Part VIII, line 7b	4a		
b	Other (Describe in Part XIII)	4b		
c	Add lines 4a and 4b		4c	
5	Total expenses Add lines 3 and 4c . (This must equal Form 990, Part I, line 18)		5	

Part XIII Supplemental Information

Complete this part to provide the descriptions required for Part II, lines 3, 5, and 9, Part III, lines 1a and 4, Part IV, lines 1b and 2b, Part V, line 4, Part X, line 2, Part XI, lines 2d and 4b, and Part XII, lines 2d and 4b. Also complete this part to provide any additional information.

Identifier	Return Reference	Explanation
------------	------------------	-------------

Schedule I
(Form 990)

Department of the Treasury
Internal Revenue Service

Name of the organization
ROSWELL SERTOMA CLUB INC

Grants and Other Assistance to Organizations,
Governments and Individuals in the United States

Complete if the organization answered "Yes," to Form 990, Part IV, line 21 or 22.
▶ Attach to Form 990

OMB No 1545-0047

2012

Open to Public
Inspection

Employer identification number
85-6009082

Part I General Information on Grants and Assistance

1

Does the organization maintain records to substantiate the amount of the grants or assistance, the grantees' eligibility for the grants or assistance, and the selection criteria used to award the grants or assistance?

☐ Yes ☒ No

2

Describe in Part IV the organization's procedures for monitoring the use of grant funds in the United States

Part II Grants and Other Assistance to Governments and Organizations in the United States. Complete if the organization answered "Yes" to Form 990, Part IV, line 21, for any recipient that received more than \$5,000. Part II can be duplicated if additional space is needed.

(a) Name and address of organization or government	(b) EIN	(c) IRC Code section if applicable	(d) Amount of cash grant	(e) Amount of non-cash assistance	(f) Method of valuation (book, FMV, appraisal, other)	(g) Description of non-cash assistance	(h) Purpose of grant or assistance

2

Enter total number of section 501(c)(3) and government organizations listed in the line 1 table

0

3

Enter total number of other organizations listed in the line 1 table

0

Part III

Grants and Other Assistance to Individuals in the United States. Complete if the organization answered "Yes" to Form 990, Part IV, line 22.
Part III can be duplicated if additional space is needed.

(a)Type of grant or assistance	(b)Number of recipients	(c)Amount of cash grant	(d)Amount of non-cash assistance	(e)Method of valuation (book, FMV, appraisal, other)	(f)Description of non-cash assistance
(1) YOUTH ACTIVITIES & EDUCATION	1450	13,773			
(2) SPEECH AND HEARING	14	8,008			
(3) SCHOLARSHIPS	32	25,000			
(4) NATIONAL HERITAGE		1,015			
(5) FIREWORKS		38,218			
(6) COLT CLASSIC		1,720			
(7) BOARD CHARITY	110	27,081			

Part IV Supplemental Information.		
Complete this part to provide the information required in Part I, line 2, Part III, column (b), and any other additional information		
Identifier	Return Reference	Explanation

Schedule L
(Form 990 or 990-EZ)

Department of the Treasury
Internal Revenue Service

Transactions with Interested Persons
▶ Complete if the organization answered
"Yes" on Form 990, Part IV, lines 25a, 25b, 26, 27, 28a, 28b, or 28c,
or Form 990-EZ, Part V, line 38a or 40b.
▶ Attach to Form 990 or Form 990-EZ. ▶ See separate instructions.

OMB No 1545-0047
2012
Open to Public Inspection

Name of the organization ROSWELL SERTOMA CLUB INC	Employer identification number 85-6009082
--	--

Part I Excess Benefit Transactions (section 501(c)(3) and section 501(c)(4) organizations only).

Complete if the organization answered "Yes" on Form 990, Part IV, line 25a or 25b, or Form 990-EZ, Part V, line 40b

1	(a) Name of disqualified person	(b) Relationship between disqualified person and organization	(c) Description of transaction	(d) Corrected?	
				Yes	No

2 Enter the amount of tax incurred by organization managers or disqualified persons during the year under section 4958 ▶ \$

3 Enter the amount of tax, if any, on line 2, above, reimbursed by the organization ▶ \$

Part II Loans to and/or From Interested Persons.

Complete if the organization answered "Yes" on Form 990-EZ, Part V, line 38a, or Form 990, Part IV, line 26, or if the organization reported an amount on Form 990, Part X, line 5, 6, or 22

(a) Name of interested person	(b) Relationship with organization	(c) Purpose of loan	(d) Loan to or from the organization?		(e) Original principal amount	(f) Balance due	(g) In default?		(h) Approved by board or committee?	(i) Written agreement?	
			To	From			Yes	No		Yes	No
Total ▶ \$											

Part III Grants or Assistance Benefitting Interested Persons.

Complete if the organization answered "Yes" on Form 990, Part IV, line 27.

(a) Name of interested person	(b) Relationship between interested person and the organization	(c) Amount of assistance	(d) Type of assistance	(e) Purpose of assistance

Part IV Business Transactions Involving Interested Persons.

Complete if the organization answered "Yes" on Form 990, Part IV, line 28a, 28b, or 28c.

(a) Name of interested person	(b) Relationship between interested person and the organization	(c) Amount of transaction	(d) Description of transaction	(e) Sharing of organization's revenues?	
				Yes	No
(1) Anthony A DArezzo PC CPA	Treasurer	23,139	accounting services		No

Part V Supplemental Information

Complete this part to provide additional information for responses to questions on Schedule L (see instructions)

Identifier	Return Reference	Explanation
------------	------------------	-------------

2012

**Open to Public
Inspection**

SCHEDULE O
(Form 990 or 990-EZ)

Department of the Treasury
Internal Revenue Service

Supplemental Information to Form 990 or 990-EZ

**Complete to provide information for responses to specific questions on
Form 990 or to provide any additional information.**
▶ Attach to Form 990 or 990-EZ.

Name of the organization
ROSWELL SERTOMA CLUB INC

Employer identification number

85-6009082

Identifier	Return Reference	Explanation
Form 990, Part VI, Line 19	Form 990, Part VI, Line 19 Other Organization Documents Publicly Available	No documents available to the public
Form 990, Part VI, Line 11b	Form 990, Part VI, Line 11b Form 990 Review Process	No review was or will be conducted
Form 990, Part VI, Line 7b	Form 990, Part VI, Line 7b Describe Decisions of Governing Body Approval by Members or Shareholders	A decision to give any charitable amount to a sigle entity or person in excess of \$5,000 00 requires approval of the membership
Form 990, Part VI, Line 7a	Form 990, Part VI, Line 7a How Members or Shareholders Elect Governing Body	officers are elected on an annual basis, committee chairmen are appointed by the president any member can belong to as many committees as they wise The committees meet on a monthly basis to conduct business on behalf of the club the comittee chairmen report to the board of directors at the monthly meetings
Form 990, Part VI, Line 6	Form 990, Part VI, Line 6 Explanation of Classes of Members or Shareholder	Members pay annual dues to belong to the organization

Schedule of Realized Gains and Losses

Wednesday, January 08, 2014

GLA2 GILBERT/LUCAS

07/01/2012 - 06/30/2013

Prepared For:

4448-3920
ROSWELL SERTOMA CLUB INC
PO BOX 202
ROSWELL NM 88202-0202

Quantity	Name	Security	Open Date	Cost Amount	Adjusted Cost Amount	Trade Price	Close Date	Close Amt	Close Price	Realized	% Gain or Loss
Short											
93	ISHARES S&P S/C 600 ETF	IJT	4/2/2012	7,736.58		83.1890	7/2/2012	7,467.92	80.3020	268.66	3.47
43	ISHARES S&P S/C 600 ETF	IJT	4/2/2012	3,577.13		83.1890	4/1/2013	3,989.33	92.7773	412.20	11.52
75	ISHARES S&P S/C 600 ETF	IJS	4/2/2012	5,940.28		79.2037	7/2/2012	5,570.14	74.2701	370.14	-6.21
214	ISHRE BRCLY 1-3YR TR ETF	SHY	10/1/2012	18,079.69		84.4845	1/2/2013	18,059.64	84.3927	20.05	-0.11
48	ISHARES BRCLY INTER ETF	CIU	4/2/2012	5,220.20		108.7541	10/1/2012	5,330.87	111.0622	110.67	2.12
468	ISHRS BRCLYS 1-3YR ETF	CSJ	10/3/2011	48,653.14		103.9597	10/1/2012	49,311.87	105.3696	658.73	1.35
366	ISHRS BRCLYS 1-3YR ETF	CSJ	1/3/2012	38,235.36		104.4682	10/1/2012	38,564.42	105.3696	329.06	0.86
152	SPDR BRCL CP H/Y BND ETF	JNK	10/3/2011	5,442.17		35.8037	7/2/2012	5,957.56	39.1953	515.39	9.47
63	VANGUARD INTRMDT TRM ETF	VCIT	10/1/2012	5,536.74		87.8848	4/1/2013	5,499.27	87.2921	37.47	0.68
270	VANGUARD INTRMDT TRM ETF	VCIT	1/2/2013	23,766.08		88.0225	4/1/2013	23,568.35	87.2921	197.73	0.83
480	VANGUARD SHRT TRM CP ETF	VCSH	10/1/2012	38,601.70		80.4202	1/2/2013	38,480.60	80.1697	121.10	0.31
84	VANGUARD MSCI EAFE ETF	VEA	1/3/2012	2,645.33		31.4920	1/2/2013	2,999.29	35.7067	353.96	13.38
				203,434.40				204,799.26		1,364.86	
Long											
38	ISHARES S&P M/C 400 ETF	IJJ	10/12/2009	2,435.38		64.0890	1/2/2013	3,418.79	89.9702	983.41	40.38
53	ISHARES S&P M/C 400 ETF	IJJ	4/1/2010	3,819.20		72.0603	1/2/2013	4,768.32	89.9702	949.12	24.85
34	ISHARES S&P M/C 400 ETF	IJK	10/1/2009	2,462.92		72.4392	1/2/2013	3,972.24	116.8335	1,509.32	61.28
33	ISHARES S&P M/C 400 ETF	IJK	10/12/2009	2,501.22		75.7944	1/2/2013	3,855.42	116.8335	1,354.20	54.14
49	ISHARES S&P M/C 400 ETF	IJK	4/1/2010	4,200.97		85.7340	4/1/2013	6,220.09	126.9435	2,019.12	48.06
338	ISHARES BRCLY INTER ETF	CIU	4/1/2011	35,559.63		105.2060	10/1/2012	37,538.17	111.0622	1,978.54	5.56
183	ISHARES BRCLY INTER ETF	CIU	7/1/2011	19,464.34		106.3625	10/1/2012	20,323.93	111.0622	859.59	4.42
407	ISHRS BRCLYS 1-3YR ETF	CSJ	10/1/2010	42,738.45		105.0085	10/1/2012	42,884.46	105.3696	146.01	0.34
42	ISHRS BRCLYS 1-3YR ETF	CSJ	7/1/2011	4,393.59		104.6094	10/1/2012	4,425.42	105.3696	31.83	0.72
58	TECHNOLOGY SECTOR SP ETF	XLK	1/5/2009	923.65		15.9252	4/1/2013	1,748.27	30.1434	824.62	89.28
143	TECHNOLOGY SECTOR SP ETF	XLK	4/3/2009	2,382.57		16.6613	4/1/2013	4,310.41	30.1434	1,927.84	80.91
28	CONSUMR STPLE SCTOR ETF	XLP	7/2/2007	763.39		27.2643	4/1/2013	1,111.70	39.7045	348.31	45.63
49	CONSUMR STPLE SCTOR ETF	XLP	4/3/2009	1,065.76		21.7501	4/1/2013	1,945.48	39.7045	879.72	82.54
1	SPDR BRCL CP H/Y BND ETF	JNK	4/1/2010	39.51		39.5144	7/2/2012	39.19	39.1953	32.32	81.81
104	SPDR BRCL CP H/Y BND ETF	JNK	4/15/2010	4,163.76		40.0362	7/2/2012	4,076.21	39.1953	87.55	-2.10
276	SPDR BRCL CP H/Y BND ETF	JNK	7/1/2010	10,360.41		37.5377	7/2/2012	10,817.66	39.1953	457.25	4.41
558	SPDR BRCL CP H/Y BND ETF	JNK	10/1/2010	22,234.07		39.8460	7/2/2012	21,870.49	39.1953	363.58	1.64
54	VANGUARD MSCI EMRG ETF	VWO	7/1/2010	2,053.14		38.0211	1/2/2013	2,447.16	45.3187	394.02	19.19
398	VANGUARD MSCI EAFE ETF	VEA	1/3/2012	12,533.81		31.4920	4/1/2013	14,345.07	36.0437	1,811.26	14.45
				174,095.77				190,118.48		16,022.71	

Schedule of Realized Gains and Losses

Wednesday, January 08, 2014

GLA2 GILBERT/LUCAS

07/01/2012 - 06/30/2013

Prepared For:

4448-3920
ROSWELL SERTOMA CLUB INC

Quantity	Name	Security	Open Date	Cost Amount	Adjusted Cost Amount	Trade Price	Close Date	Close Amt	Close Price	Realized	% Gain or Loss
----------	------	----------	-----------	-------------	----------------------	-------------	------------	-----------	-------------	----------	----------------

Report Summary				377,530.17	0.00			394,917.74		17,387.57	
----------------	--	--	--	------------	------	--	--	------------	--	-----------	--

Realized Gains or Losses

Short Term	1,364.86
Long Term	16,022.71

Legend

(*) Security Held Away

Open Date

C - Covered Tax Lot
N - Noncovered Tax Lot
M - Net Row Contains Both Covered and Noncovered Tax Lots
W - Open Date Reflects Wash Sale Date

Cost Amount

E - Pre Effective
O - Post Effective
N - Not Average Cost
M - Net Row Contains Tax Lots with Multiple Elections

Filter - "All Tax Years" represents the current and the previous two tax years

This report is a service from your investment executive, not the official record of your account or a substitute for statements and confirmations. It is prepared as of trade rather than settlement date and its date may differ from your statement. The realized gains and losses noted above are the gross amounts, prior to fees and expenses. This report uses sources we believe are reliable, but we cannot guarantee their reliability or accuracy. Please call your local branch manager about discrepancies between this and your client statement.

*Prices for Independently Valued Direct Investments cannot be displayed on this report and are not included in the portfolio value shown. Refer to your client statement or contact your investment executive for further information. Wells Fargo Advisors is the trade name used by two separate, registered broker-dealers and non-bank affiliates of Wells Fargo & Company providing certain retail securities brokerage services: Wells Fargo Advisors, LLC, member FINRA/SIPC, and Wells Fargo Advisors Financial Network, LLC, member FINRA/SIPC. Wells Fargo Advisors is not a legal or tax advisor. Securities and Insurance Products are Not FDIC-Insured, Not Bank Guaranteed, and May Lose Money.

Schedule of Realized Gains and Losses

Wednesday, January 08, 2014

GLA2 GILBERT/LUCAS

07/01/2012 - 06/30/2013

Prepared For

5512-6206
ROSWELL SERTOMA CLUB INC
PO BOX 202
ROSWELL NM 88202-0202

Quantity	Name	Security	Open Date	Cost Amount	Adjusted Cost Amount	Trade Price	Close Date	Close Amt	Close Price	Realized	% Gain or Loss
Short											
56 0190	ARTISAN INTL VALUE FD	ARTKX	1/20/2012	1 460 98 ¹		26 0800	8/16/2012	1 563 48	27 9100	102 50	7 02
22 1710	ARTISAN INTL VALUE FD	ARTKX	1/20/2012	578 22 ¹		26 0800	10/16/2012	650 73	29 3500	72 51	12 54
36 9970	ARTISAN INTL VALUE FD	ARTKX	1/20/2012	964 89 ¹		26 0800	12/6/2012	1 116 56	30 1800	151 67	15 72
0 9750	ARTISAN INTL VALUE FD	ARTKX	1/20/2012	25 43 ¹		26 0800	1/4/2013	29 96	30 7300	4 53	17 81
43 4040	HARRIS ASSOC OAKMARK I	OAKBX	4/12/2012	1 247 87 ¹		28 7500	8/16/2012	1 250 48	28 8100	2 61	0 21
300 2520	HARRIS ASSOC OAKMARK I	OAKBX	4/12/2012	8 632 25 ¹		28 7500	10/16/2012	8 830 40	29 4100	198 15	2 30
3 6560	HARRIS ASSOC OAKMARK I	OAKBX	4/12/2012	105 12 ¹		28 7500	12/6/2012	107 01	29 2700	1 89	1 80
400	ISHARES DOW JONES SL ETF	DVY	12/5/2011 ¹	21 239 96 ¹		53 0999	11/14/2012	22 060 98	55 1537	821 02	3 87
75	ISHARES DOW JONES SL ETF	DVY	5/24/2012 ¹	4 107 74 ¹		54 7699	11/14/2012	4 136 44	55 1537	28 70	0 70
100	ISHARES DOW JONES SL ETF	DVY	12/6/2012	5 759 50 ¹		57 5950	3/26/2013	6 277 85	62 7800	518 35	9 00
41	ISHARES DOW JONES SL ETF	DVY	12/6/2012	2 351 56 ¹		57 5990	3/26/2013	2 573 93	62 7800	212 37	8 99
34	ISHARES DOW JONES SL ETF	DVY	12/6/2012	1 958 37 ¹		57 5990	3/26/2013	2 134 16	62 7710	175 79	8 98
100	ISHARES CORE S&P SML ETF	IJR	12/6/2012 ¹	7 609 00 ¹		76 0899	3/26/2013	8 695 61	86 9580	1 086 61	14 28
16 5260	IVY GLOB NAT RES FND - I	IGNIX	1/23/2012 ¹	309 69 ¹		18 7400	12/6/2012	278 46	16 8500	1 12	-1 11
11 7920	IVY GLOB NAT RES FND - I	IGNIX	2/24/2012	237 13 ¹		20 1100	12/6/2012	198 69	16 8500	3 44	-16 21
185 6700	IVY GLOB NAT RES FND - I	IGNIX	7/3/2012	3 039 42 ¹		16 3700	12/6/2012	3 128 55	16 8500	89 13	2 93
6 1010	IVY GLOB NAT RES FND - I	IGNIX	10/16/2012	106 64 ¹		17 4800	12/6/2012	102 81	16 8500	6 83	-1 71
62 2580	NUVEEN TRDWNDS VAL OPP I	NVORX	12/16/2011 ¹	1 910 71 ¹		30 6900	7/3/2012	1 819 18	29 2200	99 53	-5 11
23 8450	NUVEEN TRDWNDS VAL OPP I	NVORX	12/16/2011 ¹	731 80 ¹		30 6900	7/3/2012	696 75	29 2200	35 05	-6 74
38 7990	NUVEEN TRDWNDS VAL OPP I	NVORX	12/30/2011 ¹	1 177 56 ¹		30 3500	7/3/2012	1 133 71	29 2200	43 85	-4 11
121 5000	NUVEEN TRDWNDS VAL OPP I	NVORX	1/23/2012 ¹	3 915 94 ¹		32 2300	7/3/2012	3 550 25	29 2200	365 69	-9 31
31 1080	RIVERNORTH/DOUBLEL CL I	RNSIX	2/23/2012	340 95 ¹		10 9600	7/3/2012	342 50	11 0100	1 55	0 45
74 7040	RIVERNORTH/DOUBLEL CL I	RNSIX	2/23/2012	818 76 ¹		10 9600	8/16/2012	837 43	11 2100	18 67	2 28
2 4100	RIVERNORTH/DOUBLEL CL I	RNSIX	2/23/2012	26 42 ¹		10 9600	10/16/2012	27 38	11 3600	0 96	3 63
12 4080	RIVERNORTH/DOUBLEL CL I	RNSIX	2/23/2012 ¹	136 00 ¹		10 9600	12/6/2012	140 95	11 3600	4 95	3 64
550	PROSHARES SHORT S&P ETF	SH	11/14/2012 ¹	19 536 00 ¹		35 5200	11/19/2012	19 394 77	35 2640	141 23	-0 72
31 8920	THORNBURG INVT TR	TIBIX	3/2/2012	600 53 ¹		18 8300	7/3/2012	589 37	18 4800	35 16	-5 84
46 4520	THORNBURG INVT TR	TIBIX	3/2/2012	874 70 ¹		18 8300	8/16/2012	878 88	18 9200	4 18	0 48
2 9140	THORNBURG INVT TR	TIBIX	3/2/2012 ¹	54 88 ¹		18 8300	10/16/2012	55 89	19 1800	1 01	1 84
18 9700	THORNBURG INVT TR	TIBIX	3/2/2012 ¹	357 21 ¹		18 8300	1/4/2013	367 64	19 3800	10 43	2 92
				90,225.23				92,970.80		2,745.57	
Long											
86 9560	HARBOR MID CAP GROWTH FD	HAMGX	12/28/2010 ¹	744 35 ¹		8 5600	1/4/2013	837 39	9 6300	93 04	12 50
88 8740	HARBOR MID CAP GROWTH FD	HAMGX	12/28/2010 ¹	760 76 ¹		8 5600	4/17/2013	884 30	9 9500	123 54	16 24

Schedule of Realized Gains and Losses

Wednesday, January 08, 2014

GLA2 GILBERT/LUCAS

07/01/2012 - 06/30/2013

Prepared For:

5512-6206

ROSWELL SERTOMA CLUB INC

Quantity	Name	Security	Open Date	Cost Amount	Adjusted Cost Amount	Trade Price	Close Date	Close Amt	Close Price	Realized	% Gain or Loss
Long - Continued											
450	ISHARES DOW JONES SL ETF	DVY	10/21/2011	23,239.80 ¹		51.6440	11/9/2012	25,244.43	56.1000	2,004.63	8.63
25	ISHARES DOW JONES SL ETF	DVY	10/21/2011	1,291.10 ¹		51.6440	11/14/2012	1,378.81	55.1537	87.71	6.79
913.2110	IVY GLOB NAT RES FND - I	IGNIX	10/20/2009 ¹	17,319.52 ¹		18.9656	7/6/2012	14,638.77	16.0300	-2,680.75	-15.48
133.9800	IVY GLOB NAT RES FND - I	IGNIX	12/2/2009 ¹	2,500.00 ¹		18.6595	7/6/2012	2,147.70	16.0300	-352.30	-14.09
46.7110	IVY GLOB NAT RES FND - I	IGNIX	12/2/2009 ¹	871.61 ¹		18.6595	7/6/2012	748.78	16.0300	-122.83	-14.09
4.0390	IVY GLOB NAT RES FND - I	IGNIX	3/5/2010 ¹	77.06 ¹		19.0778	7/6/2012	64.75	16.0300	-12.31	-15.97
87.2660	IVY GLOB NAT RES FND - I	IGNIX	3/5/2010 ¹	1,664.84 ¹		19.0778	8/16/2012	1,496.61	17.1500	-168.23	-10.10
7.2420	IVY GLOB NAT RES FND - I	IGNIX	3/5/2010 ¹	138.16 ¹		19.0778	12/6/2012	122.02	16.8500	-16.14	-11.68
12.4170	IVY GLOB NAT RES FND - I	IGNIX	4/14/2010 ¹	246.77 ¹		19.8735	12/6/2012	209.22	16.8500	-37.55	-15.22
121.0890	IVY GLOB NAT RES FND - I	IGNIX	4/15/2010 ¹	2,403.60 ¹		19.8531	12/6/2012	2,040.01	16.8500	-363.59	-15.13
212.6330	IVY GLOB NAT RES FND - I	IGNIX	10/22/2010 ¹	3,969.76 ¹		18.6697	12/6/2012	3,582.86	16.8500	-386.90	-9.75
289.2630	IVY GLOB NAT RES FND - I	IGNIX	7/22/2011 ¹	6,916.28 ¹		23.9100	12/6/2012	4,874.09	16.8500	-2,042.19	-29.52
170.8200	IVY GLOB NAT RES FND - I	IGNIX	8/8/2011 ¹	3,110.63 ¹		18.2100	12/6/2012	2,878.32	16.8500	-232.31	-7.47
29.5430	AMERICAN NEW WORLD FD F1	NWFFX	9/26/2007 ¹	1,751.90 ¹		59.3000	8/16/2012	1,493.09	50.5400	-258.81	-14.77
10.3770	AMERICAN NEW WORLD FD F1	NWFFX	9/26/2007 ¹	615.36 ¹		59.3000	10/16/2012	547.30	52.7400	-68.06	-11.14
11.2370	AMERICAN NEW WORLD FD F1	NWFFX	9/26/2007 ¹	666.35 ¹		59.3000	12/6/2012	600.08	53.4000	-66.27	-9.95
6.4090	AMERICAN NEW WORLD FD F1	NWFFX	9/26/2007 ¹	380.05 ¹		59.3000	1/4/2013	351.45	54.8400	-28.60	-7.51
196.5200	NUVEEN TRDWNDS VAL OPP I	NVORX	10/22/2010 ¹	6,689.54 ¹		34.0400	7/3/2012	5,742.31	29.2200	-947.23	-14.16
279.0860	NUVEEN TRDWNDS VAL OPP I	NVORX	11/5/2010 ¹	9,910.34 ¹		35.5100	7/3/2012	8,154.89	29.2200	-1,755.45	-17.71
26.5320	NUVEEN TRDWNDS VAL OPP I	NVORX	12/14/2010 ¹	933.14 ¹		35.1700	7/3/2012	775.26	29.2200	-157.88	-16.92
18.7920	NUVEEN TRDWNDS VAL OPP I	NVORX	12/14/2010 ¹	660.91 ¹		35.1700	7/3/2012	549.10	29.2200	-111.81	-16.92
23.8160	NUVEEN TRDWNDS VAL OPP I	NVORX	12/31/2010 ¹	835.22 ¹		35.0700	7/3/2012	695.90	29.2200	-139.32	-16.66
98.7300	NUVEEN TRDWNDS VAL OPP I	NVORX	6/27/2011 ¹	3,433.84 ¹		34.7800	7/3/2012	2,884.89	29.2200	-548.95	-15.99
152.3210	PIMCO TOTAL RETURN INSTL	PTTRX	4/20/2009 ¹	1,553.68 ¹		10.2000	7/3/2012	1,725.80	11.3300	172.12	11.08
876.3900	PIMCO TOTAL RETURN INSTL	PTTRX	4/20/2009 ¹	8,939.16 ¹		10.2000	8/16/2012	9,947.03	11.3500	1,007.87	11.27
409.9940	PIMCO TOTAL RETURN INSTL	PTTRX	4/20/2009 ¹	4,181.93 ¹		10.2000	10/16/2012	4,743.63	11.5700	561.70	13.43
14.4410	PIMCO TOTAL RETURN INSTL	PTTRX	5/1/2009 ¹	147.59 ¹		10.2200	10/16/2012	167.08	11.5700	19.49	13.21
41.8980	PIMCO TOTAL RETURN INSTL	PTTRX	6/1/2009 ¹	437.00 ¹		10.4300	10/16/2012	484.76	11.5700	47.76	10.93
41.7360	PIMCO TOTAL RETURN INSTL	PTTRX	7/1/2009 ¹	436.14 ¹		10.4500	10/16/2012	482.88	11.5700	46.74	10.72
43.2880	PIMCO TOTAL RETURN INSTL	PTTRX	8/3/2009 ¹	460.15 ¹		10.6300	10/16/2012	500.84	11.5700	40.69	8.84
41.9310	PIMCO TOTAL RETURN INSTL	PTTRX	9/1/2009 ¹	452.02 ¹		10.7800	10/16/2012	485.14	11.5700	33.12	7.33
39.3420	PIMCO TOTAL RETURN INSTL	PTTRX	10/1/2009 ¹	429.61 ¹		10.9200	10/16/2012	455.19	11.5700	25.58	5.95
35.8710	PIMCO TOTAL RETURN INSTL	PTTRX	11/2/2009 ¹	392.43 ¹		10.9400	10/16/2012	415.03	11.5700	22.60	5.76
28.6820	PIMCO TOTAL RETURN INSTL	PTTRX	12/1/2009 ¹	316.65 ¹		11.0400	10/16/2012	331.85	11.5700	15.20	4.80
75.9610	PIMCO TOTAL RETURN INSTL	PTTRX	12/2/2009 ¹	836.33 ¹		11.0100	10/16/2012	878.88	11.5700	42.55	5.09
34.9060	PIMCO TOTAL RETURN INSTL	PTTRX	12/2/2009 ¹	384.98 ¹		11.0100	12/6/2012	407.35	11.6500	22.37	5.81

Schedule of Realized Gains and Losses

Wednesday, January 08, 2014

GLA2 GILBERT/LUCAS

07/01/2012 - 06/30/2013

Prepared For

5512-6206

ROSWELL SERTOMA CLUB INC

Quantity	Name	Security	Open Date	Cost Amount	Adjusted Cost Amount	Trade Price	Close Date	Close Amt	Close Price	Realized	% Gain or Loss
Long - Continued											
343 2060	PIMCO TOTAL RETURN INSTL	PTTRX	12/2/2009 ¹	3 778 69 ¹		11 0100	4/17/2013	3,878 22	11 3000	99 53	2 63
62 0930	PIMCO TOTAL RETURN INSTL	PTTRX	12/11/2009 ¹	676 19 ¹		10 8900	4/17/2013	701 65	11 3000	25 46	3 77
17 2720	PIMCO TOTAL RETURN INSTL	PTTRX	12/11/2009 ¹	188 09 ¹		10 8900	4/17/2013	195 17	11 3000	7 08	3 76
25 4060	PIMCO TOTAL RETURN INSTL	PTTRX	1/4/2010 ¹	274 38 ¹		10 8000	4/17/2013	287 08	11 3000	12 70	4 63
19 0800	PIMCO TOTAL RETURN INSTL	PTTRX	2/1/2010 ¹	209 12 ¹		10 9600	4/17/2013	215 60	11 3000	6 48	3 10
18 7970	PIMCO TOTAL RETURN INSTL	PTTRX	3/1/2010 ¹	206 58 ¹		10 9900	4/17/2013	212 40	11 3000	5 82	2 82
15 7790	PIMCO TOTAL RETURN INSTL	PTTRX	4/1/2010 ¹	174 20 ¹		11 0400	4/17/2013	178 30	11 3000	4 10	2 35
274 9300	PIMCO TOTAL RETURN INSTL	PTTRX	4/14/2010 ¹	3 040 73 ¹		11 0600	4/17/2013	3 106 71	11 3000	65 98	2 17
424 8350	PIMCO TOTAL RETURN INSTL	PTTRX	4/15/2010 ¹	4 707 17 ¹		11 0800	4/17/2013	4 800 65	11 3000	93 48	1 99
15 9920	PIMCO TOTAL RETURN INSTL	PTTRX	5/3/2010 ¹	177 99 ¹		11 1300	4/17/2013	180 71	11 3000	2 72	1 53
15 4290	PIMCO TOTAL RETURN INSTL	PTTRX	6/1/2010 ¹	171 26 ¹		11 1000	4/17/2013	174 34	11 3000	3 08	1 80
17 0120	PIMCO TOTAL RETURN INSTL	PTTRX	7/1/2010 ¹	191 56 ¹		11 2600	4/17/2013	192 23	11 3000	0 67	0 35
17 7700	PIMCO TOTAL RETURN INSTL	PTTRX	8/2/2010 ¹	202 58 ¹		11 4000	4/17/2013	200 80	11 3000	-1 77	-0 74
16 2150	PIMCO TOTAL RETURN INSTL	PTTRX	9/1/2010 ¹	187 12 ¹		11 5400	4/17/2013	183 23	11 3000	-3 89	-2 09
16 6080	PIMCO TOTAL RETURN INSTL	PTTRX	10/1/2010 ¹	192 65 ¹		11 6000	4/17/2013	187 67	11 3000	-4 98	-2 59
17 0930	PIMCO TOTAL RETURN INSTL	PTTRX	11/1/2010 ¹	199 82 ¹		11 6900	4/17/2013	193 15	11 3000	-6 67	-3 34
103 5460	PIMCO TOTAL RETURN INSTL	PTTRX	11/5/2010 ¹	1,214 60 ¹		11 7300	4/17/2013	1 170 08	11 3000	-4 51	-0 37
15.0920	PIMCO TOTAL RETURN INSTL	PTTRX	12/1/2010 ¹	173 41 ¹		11 4900	4/17/2013	170 54	11 3000	-2 87	-1 65
154 9050	PIMCO TOTAL RETURN INSTL	PTTRX	12/10/2010 ¹	1 672 98 ¹		10 8000	4/17/2013	1 750 45	11 3000	77 47	4 63
165 8050	T ROWE PRICE REAL ESTATE	TRREX	8/25/2009 ¹	1 961 47 ¹	1 887 04	11 8300	7/3/2012	3 525 02	21 2600	1 637 98	83 51
224 1230	T ROWE PRICE REAL ESTATE	TRREX	8/25/2009 ¹	2 651 37 ¹	2 550 78	11 8300	8/16/2012	4 733 47	21 1200	2,182 69	82 32
348 0440	T ROWE PRICE REAL ESTATE	TRREX	8/25/2009 ¹	4 117 35 ¹	3 954 69	11 8300	10/16/2012	7 308 92	21 0000	3,354 23	81 47
18 2460	T ROWE PRICE REAL ESTATE	TRREX	9/30/2009 ¹	238 47 ¹	230 01	13 0700	10/16/2012	383 16	21 0000	153 15	64 22
14 4180	T ROWE PRICE REAL ESTATE	TRREX	12/2/2009 ¹	192 20 ¹	185 47	13 3300	10/16/2012	302 79	21 0000	117 32	61 04
9 6690	T ROWE PRICE REAL ESTATE	TRREX	12/2/2009 ¹	128 89 ¹	124 00	13 3300	1/4/2013	206 63	21 3700	82 63	64 11
65 5100	T ROWE PRICE REAL ESTATE	TRREX	12/2/2009 ¹	873 25	841 15	13 3300	4/17/2013	1,490 35	22 7500	649 20	74 34
19 6950	TEMPLETON INC TR GLB BD	TGBAX	1/16/2009 ¹	220 15		11 1777	7/3/2012	254 26	12 9100	34 11	15 49
88 4560	TEMPLETON INC TR GLB BD	TGBAX	1/16/2009 ¹	988 73 ¹		11 1777	8/16/2012	1,163 19	13 1500	174 46	17 64
271 3840	TEMPLETON INC TR GLB BD	TGBAX	1/16/2009 ¹	3 033 42 ¹		11 1777	10/16/2012	3 647 39	13 4400	613 97	20 24
26 1660	TEMPLETON INC TR GLB BD	TGBAX	2/20/2009 ¹	281 00 ¹		10 7389	10/16/2012	351 67	13 4400	70 67	25 15
26 1540	TEMPLETON INC TR GLB BD	TGBAX	3/19/2009 ¹	282 17 ¹		10 7888	10/16/2012	351 51	13,4400	69,34	24 57
24 6460	TEMPLETON INC TR GLB BD	TGBAX	4/17/2009 ¹	283 35 ¹		11 4968	10/16/2012	331 24	13 4400	47 89	16 90
24 0330	TEMPLETON INC TR GLB BD	TGBAX	5/19/2009 ¹	284 45 ¹		11 8358	10/16/2012	323 00	13 4400	38 55	13 55
24 3700	TEMPLETON INC TR GLB BD	TGBAX	6/17/2009 ¹	285 53 ¹		11 7161	10/16/2012	327 53	13 4400	42 00	14 71
24 2360	TEMPLETON INC TR GLB BD	TGBAX	7/17/2009 ¹	286 62 ¹		11 8258	10/16/2012	325 73	13 4400	39 11	13 65
23 8460	TEMPLETON INC TR GLB BD	TGBAX	8/19/2009 ¹	287 71 ¹		12 0651	10/16/2012	320 49	13 4400	32 78	11 39

Schedule of Realized Gains and Losses

Wednesday, January 08, 2014

GLA2 GILBERT/LUCAS

07/01/2012 - 06/30/2013

Prepared For:

5512-6206
ROSWELL SERTOMA CLUB INC

Quantity	Name	Security	Open Date	Cost Amount	Adjusted Cost Amount	Trade Price	Close Date	Close Amt	Close Price	Realized	% Gain or Loss
Long - Continued											
23 4880	TEMPLETON INC TR GLB BD	TGBAX	9/17/2009 ¹	288.78 ^N		12.2944	10/16/2012	315.68	13.4400	26.90	9.32
22 8690	TEMPLETON INC TR GLB BD	TGBAX	10/19/2009 ¹	289.84 ^N		12.6733	10/16/2012	307.36	13.4400	17.52	6.04
22 8420	TEMPLETON INC TR GLB BD	TGBAX	11/18/2009 ¹	290.86 ^N		12.7332	10/16/2012	306.99	13.4400	16.13	5.55
154.5290	TEMPLETON INC TR GLB BD	TGBAX	12/2/2009 ¹	1,963.03 ^N		12.7033	10/16/2012	2,076.89	13.4400	113.86	5.80
29 4650	TEMPLETON INC TR GLB BD	TGBAX	12/2/2009 ¹	374.30 ^N		12.7033	12/6/2012	400.13	13.5800	25.83	6.90
70 3690	THORNBURG CORE GRW CL-I	THIGX	4/24/2008 ¹	1,231.71 ^N		17.5036	10/16/2012	1,422.15	20.2100	190.44	15.46
19 2290	THORNBURG CORE GRW CL-I	THIGX	4/24/2008 ¹	336.58 ^N		17.5036	1/4/2013	394.96	20.5400	58.38	17.35
108.9030	THORNBURG CORE GRW CL-I	THIGX	4/24/2008 ¹	1,906.20 ^N		17.5036	4/17/2013	2,367.56	21.7400	461.36	24.20
25.2630	THORNBURG INC BLDR TR I	TIBIX	3/2/2012 ²	475.71 ^N		18.8300	4/17/2013	508.54	20.1300	32.83	6.90
13.7550	VICTORY SMALL CO OPPTY I	VSOIX	4/14/2010 ¹	388.58 ^N		28.2500	7/3/2012	448.84	32.6300	60.26	15.51
18.2940	VICTORY SMALL CO OPPTY I	VSOIX	4/14/2010 ¹	516.81 ^N		28.2500	8/16/2012	595.12	32.5300	78.31	15.15
22 3400	VICTORY SMALL CO OPPTY I	VSOIX	4/14/2010 ¹	631.11 ^N		28.2500	12/6/2012	734.76	32.8900	103.65	16.42
45.0170	VICTORY SMALL CO OPPTY I	VSOIX	4/14/2010 ¹	1,271.73 ^N		28.2500	1/4/2013	1,509.87	33.5400	238.14	18.73
				154,099.05	9,773.14			158,681.97	4,972.78		
Misc											
1,226 9000	GS FINL SQ MMKT INSTL	FSMXX	9/14/2011 ¹	1,226.90 ^N		1.0000	7/13/2012	1,226.90	1.0000		
7,070 1900	GS FINL SQ MMKT INSTL	FSMXX	9/14/2011 ¹	7,070.19 ^N		1.0000	8/8/2012	7,070.19	1.0000		
1 8900	GS FINL SQ MMKT INSTL	FSMXX	10/3/2011 ¹	1.89 ^N		1.0000	8/8/2012	1.89	1.0000		
3 3000	GS FINL SQ MMKT INSTL	FSMXX	11/2/2011 ¹	3.30 ^N		1.0000	8/8/2012	3.30	1.0000		
3 3200	GS FINL SQ MMKT INSTL	FSMXX	12/1/2011 ¹	3.32 ^N		1.0000	8/8/2012	3.32	1.0000		
3 6500	GS FINL SQ MMKT INSTL	FSMXX	1/3/2012 ²	3.65 ^N		1.0000	8/8/2012	3.65	1.0000		
3 1300	GS FINL SQ MMKT INSTL	FSMXX	2/1/2012 ²	3.13 ^N		1.0000	8/8/2012	3.13	1.0000		
418 6600	GS FINL SQ MMKT INSTL	FSMXX	2/24/2012 ²	418.66 ^N		1.0000	8/8/2012	418.66	1.0000		
1 3300	GS FINL SQ MMKT INSTL	FSMXX	3/1/2012 ²	1.33 ^N		1.0000	8/8/2012	1.33	1.0000		
1 4600	GS FINL SQ MMKT INSTL	FSMXX	4/2/2012 ²	1.46 ^N		1.0000	8/8/2012	1.46	1.0000		
133.1500	GS FINL SQ MMKT INSTL	FSMXX	4/12/2012 ²	133.15 ^N		1.0000	8/8/2012	133.15	1.0000		
1 3800	GS FINL SQ MMKT INSTL	FSMXX	5/1/2012 ²	1.38 ^N		1.0000	8/8/2012	1.38	1.0000		
1.2900	GS FINL SQ MMKT INSTL	FSMXX	6/1/2012 ²	1.29 ^N		1.0000	8/8/2012	1.29	1.0000		
1.3900	GS FINL SQ MMKT INSTL	FSMXX	7/2/2012 ²	1.39 ^N		1.0000	8/8/2012	1.39	1.0000		
4,459.3800	GS FINL SQ MMKT INSTL	FSMXX	7/5/2012 ²	4,459.38 ^N		1.0000	8/8/2012	4,459.38	1.0000		
2,896.4800	GS FINL SQ MMKT INSTL	FSMXX	7/6/2012 ²	2,896.48 ^N		1.0000	8/8/2012	2,896.48	1.0000		
1,115.7400	GS FINL SQ MMKT INSTL	FSMXX	7/6/2012 ²	1,115.74 ^N		1.0000	10/12/2012	1,115.74	1.0000		
4,787.7800	GS FINL SQ MMKT INSTL	FSMXX	7/6/2012 ²	4,787.78 ^N		1.0000	1/4/2013	4,787.78	1.0000		
2 7600	GS FINL SQ MMKT INSTL	FSMXX	8/1/2012 ²	2.76 ^N		1.0000	1/4/2013	2.76	1.0000		
3,661 8200	GS FINL SQ MMKT INSTL	FSMXX	8/16/2012 ²	3,661.82 ^N		1.0000	1/4/2013	3,661.82	1.0000		

Schedule of Realized Gains and Losses

Wednesday, January 08 2014

GLA2 GILBERT/LUCAS

07/01/2012 - 06/30/2013

Prepared For

5512-6206
ROSWELL SERTOMA CLUB INC

Quantity	Name	Security	Open Date	Cost Amount	Adjusted Cost Amount	Trade Price	Close Date	Close Amt	Close Price	Realized	% Gain or Loss
				25,795.00				25,795.00			
Report Summary				270,119.28	9,773.14			277,447.77		7,718.35	

Realized Gains or Losses

Short Term	2,745.57
Long Term	4,972.78

Legend

(*) Security Held Away

Open Date

C - Covered Tax Lot
N - Noncovered Tax Lot
M - Net Row Contains Both Covered and Noncovered Tax Lots
W - Open Date Reflects Wash Sale Date

Cost Amount

E - Pre Effective
O - Post Effective
N - Not Average Cost
M - Net Row Contains Tax Lots with Multiple Elections

Filter - "All Tax Years" represents the current and the previous two tax years

This report is a service from your investment executive, not the official record of your account or a substitute for statements and confirmations. It is prepared as of trade rather than settlement date and its date may differ from your statement. The realized gains and losses noted above are the gross amounts, prior to fees and expenses. This report uses sources we believe are reliable, but we cannot guarantee their reliability or accuracy. Please call your local branch manager about discrepancies between this and your client statement.

*Prices for Independently Valued Direct Investments cannot be displayed on this report and are not included in the portfolio value shown. Refer to your client statement or contact your investment executive for further information. Wells Fargo Advisors is the trade name used by two separate, registered broker-dealers and non-bank affiliates of Wells Fargo & Company providing certain retail securities brokerage services: Wells Fargo Advisors, LLC, member FINRA/SIPC, and Wells Fargo Advisors Financial Network, LLC, member FINRA/SIPC. Wells Fargo Advisors is not a legal or tax advisor. Securities and Insurance Products are Not FDIC-Insured, Not Bank Guaranteed, and May Lose Money.

Schedule of Realized Gains and Losses

Wednesday, January 08, 2014

GLA2 GILBERT/LUCAS

07/01/2012 - 06/30/2013

Prepared For:

5597-3685
ROSWELL SERTOMA CLUB INC.
PO BOX 202
ROSWELL NM 88202-0202

Quantity	Name	Security	Open Date	Cost Amount	Adjusted Cost Amount	Trade Price	Close Date	Close Amt	Close Price	Realized	% Gain or Loss
Long											
4 192 5400	FID DAILY MONEY MGT PRIM	FDAXX	7/7/2009 ^a	4 192 64 ^a		1 0000	7/25/2012	4 187 57	1 0000	-0 07	-1 41
10 7300	FID DAILY MONEY MGT PRIM	FDAXX	8/3/2009 ^a	10 73 ^a		1 0000	7/25/2012	10 72	1 0000	-0 01	-0 09
2 4500	FID DAILY MONEY MGT PRIM	FDAXX	9/1/2009 ^a	2 45 ^a		1 0000	7/25/2012	2 44	1 0000	-0 01	-0 41
2 1600	FID DAILY MONEY MGT PRIM	FDAXX	10/1/2009 ^a	2 16		1 0000	7/25/2012	2 15	1 0000	-0 01	-0 10
				4,207.98				4,202.88		-5 10	
Misc											
1 6100	FID DAILY MONEY MGT PRIM	FDAXX	11/2/2009 ^a	1 61 ^a		1 0000	7/25/2012	1 61	1 0000		
7 1400	FID DAILY MONEY MGT PRIM	FDAXX	11/30/2009 ^a	7 14 ^a		1 0000	7/25/2012	7 14	1 0000		
1 4300	FID DAILY MONEY MGT PRIM	FDAXX	11/30/2009 ^a	1 43 ^a		1 0000	7/25/2012	1 43	1 0000		
1 2000	FID DAILY MONEY MGT PRIM	FDAXX	12/1/2009 ^a	1 20 ^a		1 0000	7/25/2012	1 20	1 0000		
0 9500	FID DAILY MONEY MGT PRIM	FDAXX	1/4/2010 ^a	0 95 ^a		1 0000	7/25/2012	0 95	1 0000		
0 9300	FID DAILY MONEY MGT PRIM	FDAXX	2/1/2010 ^a	0 93 ^a		1 0000	7/25/2012	0 93	1 0000		
0 1500	FID DAILY MONEY MGT PRIM	FDAXX	3/1/2010 ^a	0 15		1 0000	7/25/2012	0 15	1 0000		
1 3800	FID DAILY MONEY MGT PRIM	FDAXX	4/1/2010 ^a	1 38		1 0000	7/25/2012	1 38	1 0000		
1 0200	FID DAILY MONEY MGT PRIM	FDAXX	5/3/2010 ^a	1 02 ^a		1 0000	7/25/2012	1 02	1 0000		
0 5500	FID DAILY MONEY MGT PRIM	FDAXX	6/1/2010 ^a	0 55 ^a		1 0000	7/25/2012	0 55	1 0000		
0 3000	FID DAILY MONEY MGT PRIM	FDAXX	7/1/2010 ^a	0 30 ^a		1 0000	7/25/2012	0 30	1 0000		
0 3100	FID DAILY MONEY MGT PRIM	FDAXX	8/2/2010 ^a	0 31 ^a		1 0000	7/25/2012	0 31	1 0000		
0 0500	FID DAILY MONEY MGT PRIM	FDAXX	9/1/2010 ^a	0 05 ^a		1 0000	7/25/2012	0 05	1 0000		
				17.02				17 02			

Schedule of Realized Gains and Losses

Wednesday, January 08, 2014

GLA2 GILBERT/LUCAS

07/01/2012 - 06/30/2013

Prepared For:

5597-3685
ROSWELL SERTOMA CLUB INC

Quantity	Name	Security	Open Date	Cost Amount	Adjusted Cost Amount	Trade Price	Close Date	Close Amt	Close Price	Realized	% Gain or Loss
----------	------	----------	-----------	-------------	----------------------	-------------	------------	-----------	-------------	----------	----------------

Report Summary				4,225.00	0.00			4,219.90		-5.10	
----------------	--	--	--	----------	------	--	--	----------	--	-------	--

Realized Gains or Losses

Long Term -5.10

Legend

(*) Security Held Away

Open Date

C - Covered Tax Lot
N - Noncovered Tax Lot
M - Net Row Contains Both Covered and Noncovered Tax Lots
W - Open Date Reflects Wash Sale Date

Cost Amount

E - Pre Effective
O - Post Effective
N - Not Average Cost
M - Net Row Contains Tax Lots with Multiple Elections

Filter - "All Tax Years" represents the current and the previous two tax years

This report is a service from your investment executive, not the official record of your account or a substitute for statements and confirmations. It is prepared as of trade rather than settlement date and its date may differ from your statement. The realized gains and losses noted above are the gross amounts, prior to fees and expenses. This report uses sources we believe are reliable, but we cannot guarantee their reliability or accuracy. Please call your local branch manager about discrepancies between this and your client statement.

*Prices for Independently Valued Direct Investments cannot be displayed on this report and are not included in the portfolio value shown. Refer to your client statement or contact your investment executive for further information. Wells Fargo Advisors is the trade name used by two separate, registered broker-dealers and non-bank affiliates of Wells Fargo & Company providing certain retail securities brokerage services: Wells Fargo Advisors, LLC, member FINRA/SIPC, and Wells Fargo Advisors Financial Network, LLC, member FINRA/SIPC. Wells Fargo Advisors is not a legal or tax advisor. Securities and Insurance Products are Not FDIC-Insured, Not Bank Guaranteed, and May Lose Money.