



See a Social Security Number? Say Something!
Report Privacy Problems to <https://public.resource.org/privacy>
Or call the IRS Identity Theft Hotline at 1-800-908-4490



Form **990**
 Department of the Treasury
 Internal Revenue Service

Return of Organization Exempt From Income Tax
Under section 501(c), 527, or 4947(a)(1) of the Internal Revenue Code (except black lung benefit trust or private foundation)

▶ The organization may have to use a copy of this return to satisfy state reporting requirements

OMB No 1545-0047
2012
Open to Public Inspection

A For the 2012 calendar year, or tax year beginning 07-01-2012, 2012, and ending 06-30-2013

B Check if applicable: <input type="checkbox"/> Address change <input type="checkbox"/> Name change <input type="checkbox"/> Initial return <input type="checkbox"/> Terminated <input type="checkbox"/> Amended return <input type="checkbox"/> Application pending	C Name of organization Baylor Regional Medical Center at Plano		D Employer identification number 82-0551704	
	Doing Business As		E Telephone number (214) 820-4135	
	Number and street (or P O box if mail is not delivered to street address) 2001 Bryan Street No 2200	Room/suite		
	City or town, state or country, and ZIP + 4 Dallas, TX 75201		G Gross receipts \$ 209,621,913	
F Name and address of principal officer Jerri Garison 4700 Alliance Blvd Plano, TX 75095		H(a) Is this a group return for affiliates? <input type="checkbox"/> Yes <input checked="" type="checkbox"/> No H(b) Are all affiliates included? <input type="checkbox"/> Yes <input type="checkbox"/> No If "No," attach a list (see instructions) H(c) Group exemption number ▶		
I Tax-exempt status <input checked="" type="checkbox"/> 501(c)(3) <input type="checkbox"/> 501(c) () (Insert no) <input type="checkbox"/> 4947(a)(1) or <input type="checkbox"/> 527				
J Website: ▶ www.BaylorHealth.com				
K Form of organization <input checked="" type="checkbox"/> Corporation <input type="checkbox"/> Trust <input type="checkbox"/> Association <input type="checkbox"/> Other ▶			L Year of formation 2002	M State of legal domicile TX

Part I Summary

Activities & Governance	1 Briefly describe the organization's mission or most significant activities Faith based acute care hospital providing exemplary patient care to Plano, Texas and the surrounding communities since 2004		
	2 Check this box <input type="checkbox"/> if the organization discontinued its operations or disposed of more than 25% of its net assets		
	3 Number of voting members of the governing body (Part VI, line 1a)	3	5
	4 Number of independent voting members of the governing body (Part VI, line 1b)	4	4
	5 Total number of individuals employed in calendar year 2012 (Part V, line 2a)	5	969
	6 Total number of volunteers (estimate if necessary)	6	327
	7a Total unrelated business revenue from Part VIII, column (C), line 12	7a	14,400
b Net unrelated business taxable income from Form 990-T, line 34	7b	12,060	
Revenue	8 Contributions and grants (Part VIII, line 1h)	Prior Year	Current Year
	9 Program service revenue (Part VIII, line 2g)	294,248	312,740
	10 Investment income (Part VIII, column (A), lines 3, 4, and 7d)	193,596,413	196,084,387
	11 Other revenue (Part VIII, column (A), lines 5, 6d, 8c, 9c, 10c, and 11e)	1,732,725	2,634,523
	12 Total revenue—add lines 8 through 11 (must equal Part VIII, column (A), line 12)	195,623,386	199,031,650
Expenses	13 Grants and similar amounts paid (Part IX, column (A), lines 1-3)	3,039,335	352,091
	14 Benefits paid to or for members (Part IX, column (A), line 4)	0	0
	15 Salaries, other compensation, employee benefits (Part IX, column (A), lines 5-10)	56,905,767	56,292,819
	16a Professional fundraising fees (Part IX, column (A), line 11e)	0	0
	b Total fundraising expenses (Part IX, column (D), line 25) ▶ ⁰		
	17 Other expenses (Part IX, column (A), lines 11a-11d, 11f-24e)	109,573,944	102,369,640
	18 Total expenses Add lines 13-17 (must equal Part IX, column (A), line 25)	169,519,046	159,014,550
19 Revenue less expenses Subtract line 18 from line 12	26,104,340	40,017,100	
Net Assets or Fund Balances	20 Total assets (Part X, line 16)	Beginning of Current Year	End of Year
	21 Total liabilities (Part X, line 26)	198,890,563	213,547,648
	22 Net assets or fund balances Subtract line 21 from line 20	62,690,044	37,105,054
		136,200,519	176,442,594

Part II Signature Block

Under penalties of perjury, I declare that I have examined this return, including accompanying schedules and statements, and to the best of my knowledge and belief, it is true, correct, and complete Declaration of preparer (other than officer) is based on all information of which preparer has any knowledge

Sign Here	Signature of officer		Date		
	Deanne Kindred VP Finance/HFO		2014-05-13		
Paid Preparer Use Only	Prnt/Type preparer's name	Preparer's signature	Date	Check <input type="checkbox"/> if self-employed	PTIN
	Firm's name ▶			Firm's EIN ▶	
	Firm's address ▶			Phone no	

May the IRS discuss this return with the preparer shown above? (see instructions) Yes No

Part III Statement of Program Service Accomplishments

Check if Schedule O contains a response to any question in this Part III Yes No

1 Briefly describe the organization's mission
Through our faith-based culture of caring service, we will build a healthier community by providing operational and clinical excellence to those we serve

2 Did the organization undertake any significant program services during the year which were not listed on the prior Form 990 or 990-EZ? Yes No
If "Yes," describe these new services on Schedule O

3 Did the organization cease conducting, or make significant changes in how it conducts, any program services? Yes No
If "Yes," describe these changes on Schedule O

4 Describe the organization's program service accomplishments for each of its three largest program services, as measured by expenses Section 501(c)(3) and 501(c)(4) organizations are required to report the amount of grants and allocations to others, the total expenses, and revenue, if any, for each program service reported

4a (Code) (Expenses \$ 139,388,485 including grants of \$ 352,091) (Revenue \$ 196,174,522)
See Schedule O Baylor Regional Medical Center at Plano (Baylor Plano) is a faith-based, non-profit, 160-bed acute care hospital providing exemplary patient care to Plano, Texas, and the surrounding communities since 2004 Baylor Plano is an affiliate of Baylor Health Care System (BHCS), a nationally acclaimed network of acute care hospitals and related health care entities providing quality patient care, medical education, medical research and other community services to the North Texas region Baylor Plano provides inpatient and outpatient medical services to treat individuals with diseases, illnesses and injuries of varying complexities Treatment services include scoliosis, neuroscience, orthopedics, oncology, women's services, digital imaging and rehabilitation At this quality acute care hospital, multidisciplinary interaction among physicians helps provide patients with innovative methods of prevention, diagnosis, treatment, education and support Some of these clinical services are provided despite a financial loss to Baylor Plano During the fiscal year ending June 30, 2013, Baylor Plano admitted 9,989 inpatients resulting in a total of 31,020 days of care, and had 19,483 emergency department visits As part of its charitable mission, Baylor Plano is committed to providing free and/or subsidized care to both financially and medically indigent patients in the community During the year, Baylor Plano reported community benefits (as reported to the Texas Department of State Health Services and in accordance with the State of Texas Statutory methodology) of \$37,492,072 Baylor Plano provided community benefits (as reported on the IRS Form 990, Schedule H) of \$13,850,611 The Texas Annual Statement of Community Benefit Standard includes approximately \$27,239,232 of unreimbursed cost of Medicare that is not included in the IRS Form 990, Schedule H Baylor Plano is also committed to assisting with the preparation of future nurses at entry and advanced levels of the profession to establish a workforce of qualified nurses Through BHCSs relationships with fifteen North Texas schools of nursing, Baylor Plano maintains strong affiliations with schools of nursing In the fiscal year ending June 30, 2013, Baylor Plano invested in training 407 nurses Total unreimbursed cost of these programs was \$188,143 Many times nursing graduates trained at Baylor Plano join the hospitals staff or remain in the North Texas area to provide top quality nursing services to the community

4b (Code) (Expenses \$ including grants of \$) (Revenue \$)

4c (Code) (Expenses \$ including grants of \$) (Revenue \$)









4d Other program services (Describe in Schedule O)
(Expenses \$ including grants of \$) (Revenue \$)

4e Total program service expenses 139,388,485

Part IV Checklist of Required Schedules

	Yes	No
1 Is the organization described in section 501(c)(3) or 4947(a)(1) (other than a private foundation)? <i>If "Yes," complete Schedule A</i>	Yes	
2 Is the organization required to complete <i>Schedule B, Schedule of Contributors</i> (see instructions)?	Yes	
3 Did the organization engage in direct or indirect political campaign activities on behalf of or in opposition to candidates for public office? <i>If "Yes," complete Schedule C, Part I</i>		No
4 Section 501(c)(3) organizations. Did the organization engage in lobbying activities, or have a section 501(h) election in effect during the tax year? <i>If "Yes," complete Schedule C, Part II</i>	Yes	
5 Is the organization a section 501(c)(4), 501(c)(5), or 501(c)(6) organization that receives membership dues, assessments, or similar amounts as defined in Revenue Procedure 98-19? <i>If "Yes," complete Schedule C, Part III</i>		No
6 Did the organization maintain any donor advised funds or any similar funds or accounts for which donors have the right to provide advice on the distribution or investment of amounts in such funds or accounts? <i>If "Yes," complete Schedule D, Part I</i>		No
7 Did the organization receive or hold a conservation easement, including easements to preserve open space, the environment, historic land areas, or historic structures? <i>If "Yes," complete Schedule D, Part II</i>		No
8 Did the organization maintain collections of works of art, historical treasures, or other similar assets? <i>If "Yes," complete Schedule D, Part III</i>		No
9 Did the organization report an amount in Part X, line 21 for escrow or custodial account liability, serve as a custodian for amounts not listed in Part X, or provide credit counseling, debt management, credit repair, or debt negotiation services? <i>If "Yes," complete Schedule D, Part IV</i>		No
10 Did the organization, directly or through a related organization, hold assets in temporarily restricted endowments, permanent endowments, or quasi-endowments? <i>If "Yes," complete Schedule D, Part V</i>		No
11 If the organization's answer to any of the following questions is "Yes," then complete Schedule D, Parts VI, VII, VIII, IX, or X as applicable		
a Did the organization report an amount for land, buildings, and equipment in Part X, line 10? <i>If "Yes," complete Schedule D, Part VI</i>	Yes	
b Did the organization report an amount for investments—other securities in Part X, line 12 that is 5% or more of its total assets reported in Part X, line 16? <i>If "Yes," complete Schedule D, Part VII</i>		No
c Did the organization report an amount for investments—program related in Part X, line 13 that is 5% or more of its total assets reported in Part X, line 16? <i>If "Yes," complete Schedule D, Part VIII</i>	Yes	
d Did the organization report an amount for other assets in Part X, line 15 that is 5% or more of its total assets reported in Part X, line 16? <i>If "Yes," complete Schedule D, Part IX</i>		No
e Did the organization report an amount for other liabilities in Part X, line 25? <i>If "Yes," complete Schedule D, Part X</i>	Yes	
f Did the organization's separate or consolidated financial statements for the tax year include a footnote that addresses the organization's liability for uncertain tax positions under FIN 48 (ASC 740)? <i>If "Yes," complete Schedule D, Part X</i>	Yes	
12a Did the organization obtain separate, independent audited financial statements for the tax year? <i>If "Yes," complete Schedule D, Parts XI and XII</i>		No
b Was the organization included in consolidated, independent audited financial statements for the tax year? <i>If "Yes," and if the organization answered "No" to line 12a, then completing Schedule D, Parts XI and XII is optional</i>	Yes	
13 Is the organization a school described in section 170(b)(1)(A)(ii)? <i>If "Yes," complete Schedule E</i>		No
14a Did the organization maintain an office, employees, or agents outside of the United States?		No
b Did the organization have aggregate revenues or expenses of more than \$10,000 from grantmaking, fundraising, business, investment, and program service activities outside the United States, or aggregate foreign investments valued at \$100,000 or more? <i>If "Yes," complete Schedule F, Parts I and IV</i>		No
15 Did the organization report on Part IX, column (A), line 3, more than \$5,000 of grants or assistance to any organization or entity located outside the United States? <i>If "Yes," complete Schedule F, Parts II and IV</i>		No
16 Did the organization report on Part IX, column (A), line 3, more than \$5,000 of aggregate grants or assistance to individuals located outside the United States? <i>If "Yes," complete Schedule F, Parts III and IV</i>		No
17 Did the organization report a total of more than \$15,000 of expenses for professional fundraising services on Part IX, column (A), lines 6 and 11e? <i>If "Yes," complete Schedule G, Part I (see instructions)</i>		No
18 Did the organization report more than \$15,000 total of fundraising event gross income and contributions on Part VIII, lines 1c and 8a? <i>If "Yes," complete Schedule G, Part II</i>		No
19 Did the organization report more than \$15,000 of gross income from gaming activities on Part VIII, line 9a? <i>If "Yes," complete Schedule G, Part III</i>		No
20a Did the organization operate one or more hospital facilities? <i>If "Yes," complete Schedule H</i>	Yes	
b If "Yes" to line 20a, did the organization attach a copy of its audited financial statements to this return?	Yes	

Part IV Checklist of Required Schedules (continued)

21	Did the organization report more than \$5,000 of grants and other assistance to any government or organization in the United States on Part IX, column (A), line 1? <i>If "Yes," complete Schedule I, Parts I and II</i> 	21	Yes	
22	Did the organization report more than \$5,000 of grants and other assistance to individuals in the United States on Part IX, column (A), line 2? <i>If "Yes," complete Schedule I, Parts I and III</i> 	22		No
23	Did the organization answer "Yes" to Part VII, Section A, line 3, 4, or 5 about compensation of the organization's current and former officers, directors, trustees, key employees, and highest compensated employees? <i>If "Yes," complete Schedule J</i> 	23	Yes	
24a	Did the organization have a tax-exempt bond issue with an outstanding principal amount of more than \$100,000 as of the last day of the year, that was issued after December 31, 2002? <i>If "Yes," answer lines 24b through 24d and complete Schedule K. If "No," go to line 25</i>	24a		No
b	Did the organization invest any proceeds of tax-exempt bonds beyond a temporary period exception?	24b		
c	Did the organization maintain an escrow account other than a refunding escrow at any time during the year to defease any tax-exempt bonds?	24c		
d	Did the organization act as an "on behalf of" issuer for bonds outstanding at any time during the year?	24d		
25a	Section 501(c)(3) and 501(c)(4) organizations. Did the organization engage in an excess benefit transaction with a disqualified person during the year? <i>If "Yes," complete Schedule L, Part I</i>	25a		No
b	Is the organization aware that it engaged in an excess benefit transaction with a disqualified person in a prior year, and that the transaction has not been reported on any of the organization's prior Forms 990 or 990-EZ? <i>If "Yes," complete Schedule L, Part I</i>	25b		No
26	Was a loan to or by a current or former officer, director, trustee, key employee, highest compensated employee, or disqualified person outstanding as of the end of the organization's tax year? <i>If "Yes," complete Schedule L, Part II</i>	26		No
27	Did the organization provide a grant or other assistance to an officer, director, trustee, key employee, substantial contributor or employee thereof, a grant selection committee member, or to a 35% controlled entity or family member of any of these persons? <i>If "Yes," complete Schedule L, Part III</i>	27		No
28	Was the organization a party to a business transaction with one of the following parties (see Schedule L, Part IV instructions for applicable filing thresholds, conditions, and exceptions)			
a	A current or former officer, director, trustee, or key employee? <i>If "Yes," complete Schedule L, Part IV</i>	28a		No
b	A family member of a current or former officer, director, trustee, or key employee? <i>If "Yes," complete Schedule L, Part IV</i>	28b		No
c	An entity of which a current or former officer, director, trustee, or key employee (or a family member thereof) was an officer, director, trustee, or direct or indirect owner? <i>If "Yes," complete Schedule L, Part IV</i>	28c		No
29	Did the organization receive more than \$25,000 in non-cash contributions? <i>If "Yes," complete Schedule M</i>	29		No
30	Did the organization receive contributions of art, historical treasures, or other similar assets, or qualified conservation contributions? <i>If "Yes," complete Schedule M</i>	30		No
31	Did the organization liquidate, terminate, or dissolve and cease operations? <i>If "Yes," complete Schedule N, Part I</i>	31		No
32	Did the organization sell, exchange, dispose of, or transfer more than 25% of its net assets? <i>If "Yes," complete Schedule N, Part II</i>	32		No
33	Did the organization own 100% of an entity disregarded as separate from the organization under Regulations sections 301.7701-2 and 301.7701-3? <i>If "Yes," complete Schedule R, Part I</i> 	33		No
34	Was the organization related to any tax-exempt or taxable entity? <i>If "Yes," complete Schedule R, Part II, III, or IV, and Part V, line 1</i> 	34	Yes	
35a	Did the organization have a controlled entity within the meaning of section 512(b)(13)?	35a	Yes	
b	If "Yes" to line 35a, did the organization receive any payment from or engage in any transaction with a controlled entity within the meaning of section 512(b)(13)? <i>If "Yes," complete Schedule R, Part V, line 2</i> 	35b	Yes	
36	Section 501(c)(3) organizations. Did the organization make any transfers to an exempt non-charitable related organization? <i>If "Yes," complete Schedule R, Part V, line 2</i> 	36		No
37	Did the organization conduct more than 5% of its activities through an entity that is not a related organization and that is treated as a partnership for federal income tax purposes? <i>If "Yes," complete Schedule R, Part VI</i> 	37		No
38	Did the organization complete Schedule O and provide explanations in Schedule O for Part VI, lines 11b and 19? Note. All Form 990 filers are required to complete Schedule O	38	Yes	

Part V Statements Regarding Other IRS Filings and Tax Compliance

Check if Schedule O contains a response to any question in this Part V

		Yes	No
1a	Enter the number reported in Box 3 of Form 1096. Enter -0- if not applicable. 1a 178		
1b	Enter the number of Forms W-2G included in line 1a. Enter -0- if not applicable. 1b 0		
1c	Did the organization comply with backup withholding rules for reportable payments to vendors and reportable gaming (gambling) winnings to prize winners?	Yes	
2a	Enter the number of employees reported on Form W-3, Transmittal of Wage and Tax Statements, filed for the calendar year ending with or within the year covered by this return. 2a 969		
2b	If at least one is reported on line 2a, did the organization file all required federal employment tax returns? Note. If the sum of lines 1a and 2a is greater than 250, you may be required to e-file (see instructions).	Yes	
3a	Did the organization have unrelated business gross income of \$1,000 or more during the year?	Yes	
3b	If "Yes," has it filed a Form 990-T for this year? If "No," provide an explanation in Schedule O.	Yes	
4a	At any time during the calendar year, did the organization have an interest in, or a signature or other authority over, a financial account in a foreign country (such as a bank account, securities account, or other financial account)? 4a		No
b	If "Yes," enter the name of the foreign country: _____ See instructions for filing requirements for Form TD F 90-22.1, Report of Foreign Bank and Financial Accounts.		
5a	Was the organization a party to a prohibited tax shelter transaction at any time during the tax year?		No
5b	Did any taxable party notify the organization that it was or is a party to a prohibited tax shelter transaction?		No
5c	If "Yes," to line 5a or 5b, did the organization file Form 8886-T?		
6a	Does the organization have annual gross receipts that are normally greater than \$100,000, and did the organization solicit any contributions that were not tax deductible as charitable contributions?		No
6b	If "Yes," did the organization include with every solicitation an express statement that such contributions or gifts were not tax deductible?		
7	Organizations that may receive deductible contributions under section 170(c).		
a	Did the organization receive a payment in excess of \$75 made partly as a contribution and partly for goods and services provided to the payor?		No
7b	If "Yes," did the organization notify the donor of the value of the goods or services provided?		
7c	Did the organization sell, exchange, or otherwise dispose of tangible personal property for which it was required to file Form 8282?		No
7d	If "Yes," indicate the number of Forms 8282 filed during the year. 7d		
7e	Did the organization receive any funds, directly or indirectly, to pay premiums on a personal benefit contract?		No
7f	Did the organization, during the year, pay premiums, directly or indirectly, on a personal benefit contract?		No
7g	If the organization received a contribution of qualified intellectual property, did the organization file Form 8899 as required?		
7h	If the organization received a contribution of cars, boats, airplanes, or other vehicles, did the organization file a Form 1098-C?		
8	Sponsoring organizations maintaining donor advised funds and section 509(a)(3) supporting organizations. Did the supporting organization, or a donor advised fund maintained by a sponsoring organization, have excess business holdings at any time during the year?		
9	Sponsoring organizations maintaining donor advised funds.		
9a	Did the organization make any taxable distributions under section 4966?		
9b	Did the organization make a distribution to a donor, donor advisor, or related person?		
10	Section 501(c)(7) organizations. Enter		
10a	Initiation fees and capital contributions included on Part VIII, line 12. 10a		
10b	Gross receipts, included on Form 990, Part VIII, line 12, for public use of club facilities. 10b		
11	Section 501(c)(12) organizations. Enter		
11a	Gross income from members or shareholders. 11a		
11b	Gross income from other sources (Do not net amounts due or paid to other sources against amounts due or received from them). 11b		
12a	Section 4947(a)(1) non-exempt charitable trusts. Is the organization filing Form 990 in lieu of Form 1041? 12a		
12b	If "Yes," enter the amount of tax-exempt interest received or accrued during the year. 12b		
13	Section 501(c)(29) qualified nonprofit health insurance issuers.		
13a	Is the organization licensed to issue qualified health plans in more than one state? Note. See the instructions for additional information the organization must report on Schedule O. 13a		
13b	Enter the amount of reserves the organization is required to maintain by the states in which the organization is licensed to issue qualified health plans. 13b		
13c	Enter the amount of reserves on hand. 13c		
14a	Did the organization receive any payments for indoor tanning services during the tax year? 14a		No
14b	If "Yes," has it filed a Form 720 to report these payments? If "No," provide an explanation in Schedule O. 14b		

Part VI Governance, Management, and Disclosure For each "Yes" response to lines 2 through 7b below, and for a "No" response to lines 8a, 8b, or 10b below, describe the circumstances, processes, or changes in Schedule O. See instructions.

Check if Schedule O contains a response to any question in this Part VI

Section A. Governing Body and Management

		Yes	No
1a	Enter the number of voting members of the governing body at the end of the tax year		
	If there are material differences in voting rights among members of the governing body, or if the governing body delegated broad authority to an executive committee or similar committee, explain in Schedule O		
1b	Enter the number of voting members included in line 1a, above, who are independent		
2	Did any officer, director, trustee, or key employee have a family relationship or a business relationship with any other officer, director, trustee, or key employee?		No
3	Did the organization delegate control over management duties customarily performed by or under the direct supervision of officers, directors or trustees, or key employees to a management company or other person?		No
4	Did the organization make any significant changes to its governing documents since the prior Form 990 was filed?		No
5	Did the organization become aware during the year of a significant diversion of the organization's assets?		No
6	Did the organization have members or stockholders?	Yes	
7a	Did the organization have members, stockholders, or other persons who had the power to elect or appoint one or more members of the governing body?	Yes	
7b	Are any governance decisions of the organization reserved to (or subject to approval by) members, stockholders, or persons other than the governing body?	Yes	
8	Did the organization contemporaneously document the meetings held or written actions undertaken during the year by the following		
8a	a The governing body?	Yes	
8b	b Each committee with authority to act on behalf of the governing body?	Yes	
9	Is there any officer, director, trustee, or key employee listed in Part VII, Section A, who cannot be reached at the organization's mailing address? If "Yes," provide the names and addresses in Schedule O		No

Section B. Policies (This Section B requests information about policies not required by the Internal Revenue Code.)

		Yes	No
10a	Did the organization have local chapters, branches, or affiliates?		No
10b	b If "Yes," did the organization have written policies and procedures governing the activities of such chapters, affiliates, and branches to ensure their operations are consistent with the organization's exempt purposes?		
11a	Has the organization provided a complete copy of this Form 990 to all members of its governing body before filing the form?	Yes	
	b Describe in Schedule O the process, if any, used by the organization to review this Form 990		
12a	Did the organization have a written conflict of interest policy? If "No," go to line 13	Yes	
12b	b Were officers, directors, or trustees, and key employees required to disclose annually interests that could give rise to conflicts?	Yes	
12c	c Did the organization regularly and consistently monitor and enforce compliance with the policy? If "Yes," describe in Schedule O how this was done	Yes	
13	Did the organization have a written whistleblower policy?	Yes	
14	Did the organization have a written document retention and destruction policy?	Yes	
15	Did the process for determining compensation of the following persons include a review and approval by independent persons, comparability data, and contemporaneous substantiation of the deliberation and decision?		
15a	a The organization's CEO, Executive Director, or top management official	Yes	
15b	b Other officers or key employees of the organization	Yes	
	If "Yes" to line 15a or 15b, describe the process in Schedule O (see instructions)		
16a	Did the organization invest in, contribute assets to, or participate in a joint venture or similar arrangement with a taxable entity during the year?	Yes	
16b	b If "Yes," did the organization follow a written policy or procedure requiring the organization to evaluate its participation in joint venture arrangements under applicable federal tax law, and take steps to safeguard the organization's exempt status with respect to such arrangements?	Yes	

Section C. Disclosure

- 17** List the States with which a copy of this Form 990 is required to be filed _____
- 18** Section 6104 requires an organization to make its Form 1023 (or 1024 if applicable), 990, and 990-T (501(c)(3)s only) available for public inspection. Indicate how you made these available. Check all that apply.
 Own website Another's website Upon request Other (explain in Schedule O)
- 19** Describe in Schedule O whether (and if so, how), the organization made its governing documents, conflict of interest policy, and financial statements available to the public during the tax year
- 20** State the name, physical address, and telephone number of the person who possesses the books and records of the organization
 Deanne Kindred 4700 Alliance Blvd Plano, TX (469) 814-2135

Part VII Compensation of Officers, Directors, Trustees, Key Employees, Highest Compensated Employees, and Independent Contractors

Check if Schedule O contains a response to any question in this Part VII

Section A. Officers, Directors, Trustees, Key Employees, and Highest Compensated Employees

1a Complete this table for all persons required to be listed Report compensation for the calendar year ending with or within the organization's tax year

• List all of the organization's **current** officers, directors, trustees (whether individuals or organizations), regardless of amount of compensation Enter -0- in columns (D), (E), and (F) if no compensation was paid

• List all of the organization's **current** key employees, if any See instructions for definition of "key employee "

• List the organization's five **current** highest compensated employees (other than an officer, director, trustee or key employee) who received reportable compensation (Box 5 of Form W-2 and/or Box 7 of Form 1099-MISC) of more than \$100,000 from the organization and any related organizations

• List all of the organization's **former** officers, key employees, or highest compensated employees who received more than \$100,000 of reportable compensation from the organization and any related organizations

• List all of the organization's **former directors or trustees** that received, in the capacity as a former director or trustee of the organization, more than \$10,000 of reportable compensation from the organization and any related organizations

List persons in the following order individual trustees or directors, institutional trustees, officers, key employees, highest compensated employees, and former such persons

Check this box if neither the organization nor any related organization compensated any current officer, director, or trustee

(A) Name and Title	(B) Average hours per week (list any hours for related organizations below dotted line)	(C) Position (do not check more than one box, unless person is both an officer and a director/trustee)						(D) Reportable compensation from the organization (W- 2/1099-MISC)	(E) Reportable compensation from related organizations (W- 2/1099-MISC)	(F) Estimated amount of other compensation from the organization and related organizations
		Individual trustee or director	Institutional Trustee	Officer	Key employee	Highest compensated employee	Former			
(1) Paul Madeley MD Trustee	1 00 40 00	X					0	758,942	72,210	
(2) George McClesky Trustee	1 00 7 00	X					0	0	0	
(3) Ron Carter Trustee	1 00 10 00	X					0	583	0	
(4) Roy Lamkin Chairman	1 00 10 00	X					0	587	0	
(5) J Kent Newsome Trustee	1 00 7 00	X					0	0	0	
(6) Deanne Kindred VP Finance/Hosp Fin Off	40 00			X			251,662	0	28,156	
(7) Ellen Pitcher CNO/COO	40 00			X			233,266	0	25,766	
(8) Jerrn Garison President	40 00			X			598,787	0	138,665	
(9) William Boyd Secretary	1 00 40 00			X			0	1,236,471	220,519	
(10) Rochelle Genn Clinical Pharmacist	35 00				X		140,520	0	22,913	
(11) Alina Buono Director Pharmacy	40 00				X		166,202	0	24,034	
(12) Elmer Staton Director Lab	40 00				X		144,179	0	24,168	
(13) Alice Kern-Kirby Director Critical Care	40 00				X		136,950	0	29,098	
(14) Alfred Franco Registered Nurse	50 00				X		138,726	0	24,612	

Part VII Section A. Officers, Directors, Trustees, Key Employees, and Highest Compensated Employees (continued)

Table with columns (A) Name and Title, (B) Average hours per week, (C) Position (Individual trustee or director, Institutional Trustee, Officer, Key employee, Highest compensated employee, Former), (D) Reportable compensation from the organization (W-2/1099-MISC), (E) Reportable compensation from related organizations (W-2/1099-MISC), (F) Estimated amount of other compensation from the organization and related organizations. Includes sub-totals for lines 1b, 1c, and 1d.

2 Total number of individuals (including but not limited to those listed above) who received more than \$100,000 of reportable compensation from the organization 62

Table with 3 columns: Question number, Question text, Yes, No. Questions 3, 4, and 5 regarding compensation reporting and related organizations.

Section B. Independent Contractors

1 Complete this table for your five highest compensated independent contractors that received more than \$100,000 of compensation from the organization Report compensation for the calendar year ending with or within the organization's tax year

Table with 3 columns: (A) Name and business address, (B) Description of services, (C) Compensation. Lists contractors like Baylor Health Care System, Aramark Services Inc, HealthTexas Provider Network, Medco Construction, and MedFusion LLC.

2 Total number of independent contractors (including but not limited to those listed above) who received more than \$100,000 of compensation from the organization 26

Part VIII Statement of Revenue

Check if Schedule O contains a response to any question in this Part VIII

		(A) Total revenue	(B) Related or exempt function revenue	(C) Unrelated business revenue	(D) Revenue excluded from tax under sections 512, 513, or 514	
Contributions, Gifts, Grants and Other Similar Amounts	1a Federated campaigns . . . 1a _____					
	b Membership dues 1b _____					
	c Fundraising events 1c _____					
	d Related organizations 1d _____ 312,740					
	e Government grants (contributions) 1e _____					
	f All other contributions, gifts, grants, and similar amounts not included above 1f _____					
	g Noncash contributions included in lines 1a-1f \$ _____					
	h Total. Add lines 1a-1f ▶		312,740			
Program Service Revenue	2a Patient Care Revenue					
		Business Code 621990	192,540,036	192,540,036		
	b EHR Revenue	900099	1,616,097	1,616,097		
	c Rental Income	531120	1,132,598	1,118,198	14,400	
	d Cafeteria	722210	557,881		557,881	
	e Gift Shop	453220	135,814		135,814	
	f All other program service revenue		101,961	101,586	375	
	g Total. Add lines 2a-2f ▶		196,084,387			
Other Revenue	3 Investment income (including dividends, interest, and other similar amounts) ▶		836,246	90,135	746,111	
	4 Income from investment of tax-exempt bond proceeds ▶					
	5 Royalties ▶					
	6a Gross rents	(i) Real				
		(ii) Personal				
		b Less rental expenses				
		c Rental income or (loss)				
	d Net rental income or (loss) ▶					
	7a Gross amount from sales of assets other than inventory	(i) Securities	12,388,540			
		(ii) Other				
		b Less cost or other basis and sales expenses	10,590,263			
		c Gain or (loss)	1,798,277			
	d Net gain or (loss) ▶		1,798,277		1,798,277	
	8a Gross income from fundraising events (not including \$ _____ of contributions reported on line 1c) See Part IV, line 18 a					
		b Less direct expenses b				
c Net income or (loss) from fundraising events ▶						
9a Gross income from gaming activities See Part IV, line 19 a						
	b Less direct expenses b					
	c Net income or (loss) from gaming activities ▶					
10a Gross sales of inventory, less returns and allowances a						
	b Less cost of goods sold b					
	c Net income or (loss) from sales of inventory ▶					
Miscellaneous Revenue		Business Code				
11a _____						
b _____						
c _____						
d All other revenue						
e Total. Add lines 11a-11d ▶						
12 Total revenue. See Instructions ▶		199,031,650	195,466,052	14,400	3,238,458	

Part IX Statement of Functional Expenses

Section 501(c)(3) and 501(c)(4) organizations must complete all columns. All other organizations must complete column (A)

Check if Schedule O contains a response to any question in this Part IX

Do not include amounts reported on lines 6b, 7b, 8b, 9b, and 10b of Part VIII.		(A) Total expenses	(B) Program service expenses	(C) Management and general expenses	(D) Fundraising expenses
1	Grants and other assistance to governments and organizations in the United States. See Part IV, line 21	352,091	352,091		
2	Grants and other assistance to individuals in the United States. See Part IV, line 22				
3	Grants and other assistance to governments, organizations, and individuals outside the United States. See Part IV, lines 15 and 16				
4	Benefits paid to or for members				
5	Compensation of current officers, directors, trustees, and key employees	1,445,645		1,445,645	
6	Compensation not included above, to disqualified persons (as defined under section 4958(f)(1)) and persons described in section 4958(c)(3)(B)				
7	Other salaries and wages	44,375,985	44,151,770	224,215	
8	Pension plan accruals and contributions (include section 401(k) and 403(b) employer contributions)	1,438,451	1,427,240	11,211	
9	Other employee benefits	5,855,278	5,827,587	27,691	
10	Payroll taxes	3,177,460	3,160,308	17,152	
11	Fees for services (non-employees)				
a	Management	95,550	95,550		
b	Legal	223,606		223,606	
c	Accounting				
d	Lobbying				
e	Professional fundraising services. See Part IV, line 17				
f	Investment management fees				
g	Other (If line 11g amount exceeds 10% of line 25, column (A) amount, list line 11g expenses on Schedule O)	33,329,629	16,284,609	17,045,020	
12	Advertising and promotion	372,159	319,506	52,653	
13	Office expenses	3,191,022	2,833,697	357,325	
14	Information technology	9,218,143	9,218,143		
15	Royalties				
16	Occupancy	7,310,382	7,309,782	600	
17	Travel	116,018	103,957	12,061	
18	Payments of travel or entertainment expenses for any federal, state, or local public officials				
19	Conferences, conventions, and meetings	76,812	50,557	26,255	
20	Interest				
21	Payments to affiliates				
22	Depreciation, depletion, and amortization	9,968,645	9,968,645		
23	Insurance	49,845		49,845	
24	Other expenses. Itemize expenses not covered above (List miscellaneous expenses in line 24e. If line 24e amount exceeds 10% of line 25, column (A) amount, list line 24e expenses on Schedule O)				
a	Medical Supplies	37,238,818	37,238,818		
b	Recruiting	928,763	928,763	0	
c	Dues & Memberships	107,461	82,172	25,289	
d	Federal Income Tax	3,402		3,402	
e	All other expenses	139,385	35,290	104,095	
25	Total functional expenses. Add lines 1 through 24e	159,014,550	139,388,485	19,626,065	0
26	Joint costs. Complete this line only if the organization reported in column (B) joint costs from a combined educational campaign and fundraising solicitation. Check here <input type="checkbox"/> if following SOP 98-2 (ASC 958-720)				

Part X Balance Sheet

Check if Schedule O contains a response to any question in this Part X

Table with columns for Assets, Liabilities, and Net Assets or Fund Balances. Rows include items like Cash, Accounts receivable, Investments, and Total assets/liabilities. Includes sub-rows 10a and 10b for land/equipment and 10c for depreciation.

Part XI Reconciliation of Net Assets

Check if Schedule O contains a response to any question in this Part XI

1	Total revenue (must equal Part VIII, column (A), line 12)	1	199,031,650
2	Total expenses (must equal Part IX, column (A), line 25)	2	159,014,550
3	Revenue less expenses Subtract line 2 from line 1	3	40,017,100
4	Net assets or fund balances at beginning of year (must equal Part X, line 33, column (A))	4	136,200,519
5	Net unrealized gains (losses) on investments	5	1,257,966
6	Donated services and use of facilities	6	
7	Investment expenses	7	
8	Prior period adjustments	8	
9	Other changes in net assets or fund balances (explain in Schedule O)	9	-1,032,991
10	Net assets or fund balances at end of year Combine lines 3 through 9 (must equal Part X, line 33, column (B))	10	176,442,594

Part XII Financial Statements and Reporting

Check if Schedule O contains a response to any question in this Part XII

	Yes	No
1 Accounting method used to prepare the Form 990 <input type="checkbox"/> Cash <input checked="" type="checkbox"/> Accrual <input type="checkbox"/> Other _____ If the organization changed its method of accounting from a prior year or checked "Other," explain in Schedule O		
2a Were the organization's financial statements compiled or reviewed by an independent accountant? If "Yes," check a box below to indicate whether the financial statements for the year were compiled or reviewed on a separate basis, consolidated basis, or both <input type="checkbox"/> Separate basis <input type="checkbox"/> Consolidated basis <input type="checkbox"/> Both consolidated and separate basis		No
2b Were the organization's financial statements audited by an independent accountant? If "Yes," check a box below to indicate whether the financial statements for the year were audited on a separate basis, consolidated basis, or both <input type="checkbox"/> Separate basis <input checked="" type="checkbox"/> Consolidated basis <input type="checkbox"/> Both consolidated and separate basis	Yes	
2c If "Yes," to line 2a or 2b, does the organization have a committee that assumes responsibility for oversight of the audit, review, or compilation of its financial statements and selection of an independent accountant? If the organization changed either its oversight process or selection process during the tax year, explain in Schedule O	Yes	
3a As a result of a federal award, was the organization required to undergo an audit or audits as set forth in the Single Audit Act and OMB Circular A-133?	Yes	
3b If "Yes," did the organization undergo the required audit or audits? If the organization did not undergo the required audit or audits, explain why in Schedule O and describe any steps taken to undergo such audits	Yes	

SCHEDULE A
(Form 990 or 990EZ)

Public Charity Status and Public Support

OMB No 1545-0047

2012

Open to Public Inspection

Complete if the organization is a section 501(c)(3) organization or a section 4947(a)(1) nonexempt charitable trust.

▶ Attach to Form 990 or Form 990-EZ. ▶ See separate instructions.

Name of the organization

Baylor Regional Medical Center at Plano

Employer identification number

82-0551704

Part I Reason for Public Charity Status (All organizations must complete this part.) See instructions.

The organization is not a private foundation because it is (For lines 1 through 11, check only one box)

- 1 A church, convention of churches, or association of churches described in **section 170(b)(1)(A)(i)**.
- 2 A school described in **section 170(b)(1)(A)(ii)**. (Attach Schedule E)
- 3 A hospital or a cooperative hospital service organization described in **section 170(b)(1)(A)(iii)**.
- 4 A medical research organization operated in conjunction with a hospital described in **section 170(b)(1)(A)(iii)**. Enter the hospital's name, city, and state _____
- 5 An organization operated for the benefit of a college or university owned or operated by a governmental unit described in **section 170(b)(1)(A)(iv)**. (Complete Part II)
- 6 A federal, state, or local government or governmental unit described in **section 170(b)(1)(A)(v)**.
- 7 An organization that normally receives a substantial part of its support from a governmental unit or from the general public described in **section 170(b)(1)(A)(vi)**. (Complete Part II)
- 8 A community trust described in **section 170(b)(1)(A)(vi)** (Complete Part II)
- 9 An organization that normally receives (1) more than 33 1/3% of its support from contributions, membership fees, and gross receipts from activities related to its exempt functions—subject to certain exceptions, and (2) no more than 33 1/3% of its support from gross investment income and unrelated business taxable income (less section 511 tax) from businesses acquired by the organization after June 30, 1975 See **section 509(a)(2)**. (Complete Part III)
- 10 An organization organized and operated exclusively to test for public safety See **section 509(a)(4)**.
- 11 An organization organized and operated exclusively for the benefit of, to perform the functions of, or to carry out the purposes of one or more publicly supported organizations described in section 509(a)(1) or section 509(a)(2) See **section 509(a)(3)**. Check the box that describes the type of supporting organization and complete lines 11e through 11h
 a Type I b Type II c Type III - Functionally integrated d Type III - Non-functionally integrated
- e By checking this box, I certify that the organization is not controlled directly or indirectly by one or more disqualified persons other than foundation managers and other than one or more publicly supported organizations described in section 509(a)(1) or section 509(a)(2)
- f If the organization received a written determination from the IRS that it is a Type I, Type II, or Type III supporting organization, check this box
- g Since August 17, 2006, has the organization accepted any gift or contribution from any of the following persons?
 (i) A person who directly or indirectly controls, either alone or together with persons described in (ii) and (iii) below, the governing body of the supported organization?
 (ii) A family member of a person described in (i) above?
 (iii) A 35% controlled entity of a person described in (i) or (ii) above?
- h Provide the following information about the supported organization(s)

	Yes	No
11g(i)		
11g(ii)		
11g(iii)		

(i) Name of supported organization	(ii) EIN	(iii) Type of organization (described on lines 1- 9 above or IRC section (see instructions))	(iv) Is the organization in col (i) listed in your governing document?		(v) Did you notify the organization in col (i) of your support?		(vi) Is the organization in col (i) organized in the U S ?		(vii) Amount of monetary support
			Yes	No	Yes	No	Yes	No	
Total									

Part II Support Schedule for Organizations Described in Sections 170(b)(1)(A)(iv) and 170(b)(1)(A)(vi)

(Complete only if you checked the box on line 5, 7, or 8 of Part I or if the organization failed to qualify under Part III. If the organization fails to qualify under the tests listed below, please complete Part III.)

Section A. Public Support

Calendar year (or fiscal year beginning in) ▶	(a) 2008	(b) 2009	(c) 2010	(d) 2011	(e) 2012	(f) Total
1 Gifts, grants, contributions, and membership fees received (Do not include any "unusual grants.")						
2 Tax revenues levied for the organization's benefit and either paid to or expended on its behalf						
3 The value of services or facilities furnished by a governmental unit to the organization without charge						
4 Total. Add lines 1 through 3						
5 The portion of total contributions by each person (other than a governmental unit or publicly supported organization) included on line 1 that exceeds 2% of the amount shown on line 11, column (f)						
6 Public support. Subtract line 5 from line 4						

Section B. Total Support

Calendar year (or fiscal year beginning in) ▶	(a) 2008	(b) 2009	(c) 2010	(d) 2011	(e) 2012	(f) Total
7 Amounts from line 4						
8 Gross income from interest, dividends, payments received on securities loans, rents, royalties and income from similar sources						
9 Net income from unrelated business activities, whether or not the business is regularly carried on						
10 Other income Do not include gain or loss from the sale of capital assets (Explain in Part IV)						
11 Total support (Add lines 7 through 10)						
12 Gross receipts from related activities, etc (see instructions)					12	
13 First five years. If the Form 990 is for the organization's first, second, third, fourth, or fifth tax year as a 501(c)(3) organization, check this box and stop here ▶						

Section C. Computation of Public Support Percentage

14 Public support percentage for 2012 (line 6, column (f) divided by line 11, column (f))	14	
15 Public support percentage for 2011 Schedule A, Part II, line 14	15	
16a 33 1/3% support test—2012. If the organization did not check the box on line 13, and line 14 is 33 1/3% or more, check this box and stop here. The organization qualifies as a publicly supported organization ▶		
b 33 1/3% support test—2011. If the organization did not check a box on line 13 or 16a, and line 15 is 33 1/3% or more, check this box and stop here. The organization qualifies as a publicly supported organization ▶		
17a 10%-facts-and-circumstances test—2012. If the organization did not check a box on line 13, 16a, or 16b, and line 14 is 10% or more, and if the organization meets the "facts-and-circumstances" test, check this box and stop here. Explain in Part IV how the organization meets the "facts-and-circumstances" test The organization qualifies as a publicly supported organization ▶		
b 10%-facts-and-circumstances test—2011. If the organization did not check a box on line 13, 16a, 16b, or 17a, and line 15 is 10% or more, and if the organization meets the "facts-and-circumstances" test, check this box and stop here. Explain in Part IV how the organization meets the "facts-and-circumstances" test The organization qualifies as a publicly supported organization ▶		
18 Private foundation. If the organization did not check a box on line 13, 16a, 16b, 17a, or 17b, check this box and see instructions ▶		

Part III Support Schedule for Organizations Described in Section 509(a)(2)

(Complete only if you checked the box on line 9 of Part I or if the organization failed to qualify under Part II. If the organization fails to qualify under the tests listed below, please complete Part II.)

Section A. Public Support

Calendar year (or fiscal year beginning in) ▶	(a) 2008	(b) 2009	(c) 2010	(d) 2011	(e) 2012	(f) Total
1 Gifts, grants, contributions, and membership fees received (Do not include any "unusual grants.")						
2 Gross receipts from admissions, merchandise sold or services performed, or facilities furnished in any activity that is related to the organization's tax-exempt purpose						
3 Gross receipts from activities that are not an unrelated trade or business under section 513						
4 Tax revenues levied for the organization's benefit and either paid to or expended on its behalf						
5 The value of services or facilities furnished by a governmental unit to the organization without charge						
6 Total. Add lines 1 through 5						
7a Amounts included on lines 1, 2, and 3 received from disqualified persons						
b Amounts included on lines 2 and 3 received from other than disqualified persons that exceed the greater of \$5,000 or 1% of the amount on line 13 for the year						
c Add lines 7a and 7b						
8 Public support (Subtract line 7c from line 6)						

Section B. Total Support

Calendar year (or fiscal year beginning in) ▶	(a) 2008	(b) 2009	(c) 2010	(d) 2011	(e) 2012	(f) Total
9 Amounts from line 6						
10a Gross income from interest, dividends, payments received on securities loans, rents, royalties and income from similar sources						
b Unrelated business taxable income (less section 511 taxes) from businesses acquired after June 30, 1975						
c Add lines 10a and 10b						
11 Net income from unrelated business activities not included in line 10b, whether or not the business is regularly carried on						
12 Other income. Do not include gain or loss from the sale of capital assets (Explain in Part IV.)						
13 Total support. (Add lines 9, 10c, 11, and 12.)						
14 First five years. If the Form 990 is for the organization's first, second, third, fourth, or fifth tax year as a 501(c)(3) organization, check this box and stop here <input type="checkbox"/>						

Section C. Computation of Public Support Percentage

15 Public support percentage for 2012 (line 8, column (f) divided by line 13, column (f))	15	
16 Public support percentage from 2011 Schedule A, Part III, line 15	16	

Section D. Computation of Investment Income Percentage

17 Investment income percentage for 2012 (line 10c, column (f) divided by line 13, column (f))	17	
18 Investment income percentage from 2011 Schedule A, Part III, line 17	18	

- 19a 33 1/3% support tests—2012.** If the organization did not check the box on line 14, and line 15 is more than 33 1/3%, and line 17 is not more than 33 1/3%, check this box and **stop here**. The organization qualifies as a publicly supported organization
- b 33 1/3% support tests—2011.** If the organization did not check a box on line 14 or line 19a, and line 16 is more than 33 1/3% and line 18 is not more than 33 1/3%, check this box and **stop here**. The organization qualifies as a publicly supported organization
- 20 Private foundation.** If the organization did not check a box on line 14, 19a, or 19b, check this box and see instructions

Part IV **Supplemental Information.** Complete this part to provide the explanations required by Part II, line 10; Part II, line 17a or 17b; and Part III, line 12. Also complete this part for any additional information. (See instructions).

Facts And Circumstances Test
Explanation

SCHEDULE C (Form 990 or 990-EZ)

Political Campaign and Lobbying Activities

OMB No 1545-0047

2012

Open to Public Inspection

Department of the Treasury Internal Revenue Service

For Organizations Exempt From Income Tax Under section 501(c) and section 527. Complete if the organization is described below. Attach to Form 990 or Form 990-EZ. See separate instructions.

If the organization answered "Yes" to Form 990, Part IV, Line 3, or Form 990-EZ, Part V, line 46 (Political Campaign Activities), then

- Section 501(c)(3) organizations Complete Parts I-A and B Do not complete Part I-C
Section 501(c) (other than section 501(c)(3)) organizations Complete Parts I-A and C below Do not complete Part I-B
Section 527 organizations Complete Part I-A only

If the organization answered "Yes" to Form 990, Part IV, Line 4, or Form 990-EZ, Part VI, line 47 (Lobbying Activities), then

- Section 501(c)(3) organizations that have filed Form 5768 (election under section 501(h)) Complete Part II-A Do not complete Part II-B
Section 501(c)(3) organizations that have NOT filed Form 5768 (election under section 501(h)) Complete Part II-B Do not complete Part II-A

If the organization answered "Yes" to Form 990, Part IV, Line 5 (Proxy Tax) or Form 990-EZ, Part V, line 35c (Proxy Tax), then

- Section 501(c)(4), (5), or (6) organizations Complete Part III

Name of the organization Baylor Regional Medical Center at Plano

Employer identification number

82-0551704

Part I-A Complete if the organization is exempt under section 501(c) or is a section 527 organization.

- 1 Provide a description of the organization's direct and indirect political campaign activities in Part IV
2 Political expenditures \$
3 Volunteer hours

Part I-B Complete if the organization is exempt under section 501(c)(3).

- 1 Enter the amount of any excise tax incurred by the organization under section 4955 \$
2 Enter the amount of any excise tax incurred by organization managers under section 4955 \$
3 If the organization incurred a section 4955 tax, did it file Form 4720 for this year? Yes No
4a Was a correction made? Yes No
b If "Yes," describe in Part IV

Part I-C Complete if the organization is exempt under section 501(c), except section 501(c)(3).

- 1 Enter the amount directly expended by the filing organization for section 527 exempt function activities \$
2 Enter the amount of the filing organization's funds contributed to other organizations for section 527 exempt function activities \$
3 Total exempt function expenditures Add lines 1 and 2 Enter here and on Form 1120-POL, line 17b \$
4 Did the filing organization file Form 1120-POL for this year? Yes No
5 Enter the names, addresses and employer identification number (EIN) of all section 527 political organizations to which the filing organization made payments For each organization listed, enter the amount paid from the filing organization's funds Also enter the amount of political contributions received that were promptly and directly delivered to a separate political organization, such as a separate segregated fund or a political action committee (PAC) If additional space is needed, provide information in Part IV

Table with 5 columns: (a) Name, (b) Address, (c) EIN, (d) Amount paid from filing organization's funds, (e) Amount of political contributions received and promptly and directly delivered to a separate political organization.

Part II-A Complete if the organization is exempt under section 501(c)(3) and filed Form 5768 (election under section 501(h)).

- A** Check if the filing organization belongs to an affiliated group (and list in Part IV each affiliated group member's name, address, EIN, expenses, and share of excess lobbying expenditures)
- B** Check if the filing organization checked box A and "limited control" provisions apply

Limits on Lobbying Expenditures (The term "expenditures" means amounts paid or incurred.)	(a) Filing organization's totals	(b) Affiliated group totals												
1a Total lobbying expenditures to influence public opinion (grass roots lobbying)														
b Total lobbying expenditures to influence a legislative body (direct lobbying)														
c Total lobbying expenditures (add lines 1a and 1b)														
d Other exempt purpose expenditures														
e Total exempt purpose expenditures (add lines 1c and 1d)														
f Lobbying nontaxable amount Enter the amount from the following table in both columns														
<table border="1" style="width: 100%; border-collapse: collapse;"> <thead> <tr> <th style="width: 35%;">If the amount on line 1e, column (a) or (b) is:</th> <th style="width: 65%;">The lobbying nontaxable amount is:</th> </tr> </thead> <tbody> <tr> <td>Not over \$500,000</td> <td>20% of the amount on line 1e</td> </tr> <tr> <td>Over \$500,000 but not over \$1,000,000</td> <td>\$100,000 plus 15% of the excess over \$500,000</td> </tr> <tr> <td>Over \$1,000,000 but not over \$1,500,000</td> <td>\$175,000 plus 10% of the excess over \$1,000,000</td> </tr> <tr> <td>Over \$1,500,000 but not over \$17,000,000</td> <td>\$225,000 plus 5% of the excess over \$1,500,000</td> </tr> <tr> <td>Over \$17,000,000</td> <td>\$1,000,000</td> </tr> </tbody> </table>	If the amount on line 1e, column (a) or (b) is:	The lobbying nontaxable amount is:	Not over \$500,000	20% of the amount on line 1e	Over \$500,000 but not over \$1,000,000	\$100,000 plus 15% of the excess over \$500,000	Over \$1,000,000 but not over \$1,500,000	\$175,000 plus 10% of the excess over \$1,000,000	Over \$1,500,000 but not over \$17,000,000	\$225,000 plus 5% of the excess over \$1,500,000	Over \$17,000,000	\$1,000,000		
If the amount on line 1e, column (a) or (b) is:	The lobbying nontaxable amount is:													
Not over \$500,000	20% of the amount on line 1e													
Over \$500,000 but not over \$1,000,000	\$100,000 plus 15% of the excess over \$500,000													
Over \$1,000,000 but not over \$1,500,000	\$175,000 plus 10% of the excess over \$1,000,000													
Over \$1,500,000 but not over \$17,000,000	\$225,000 plus 5% of the excess over \$1,500,000													
Over \$17,000,000	\$1,000,000													
g Grassroots nontaxable amount (enter 25% of line 1f)														
h Subtract line 1g from line 1a If zero or less, enter -0-														
i Subtract line 1f from line 1c If zero or less, enter -0-														
j If there is an amount other than zero on either line 1h or line 1i, did the organization file Form 4720 reporting section 4911 tax for this year?		<input type="checkbox"/> Yes <input type="checkbox"/> No												

4-Year Averaging Period Under Section 501(h)
(Some organizations that made a section 501(h) election do not have to complete all of the five columns below. See the instructions for lines 2a through 2f on page 4.)

Lobbying Expenditures During 4-Year Averaging Period					
Calendar year (or fiscal year beginning in)	(a) 2009	(b) 2010	(c) 2011	(d) 2012	(e) Total
2a Lobbying nontaxable amount					
b Lobbying ceiling amount (150% of line 2a, column(e))					
c Total lobbying expenditures					
d Grassroots nontaxable amount					
e Grassroots ceiling amount (150% of line 2d, column (e))					
f Grassroots lobbying expenditures					

Part II-B Complete if the organization is exempt under section 501(c)(3) and has NOT filed Form 5768 (election under section 501(h)).

For each "Yes" response to lines 1a through 1i below, provide in Part IV a detailed description of the lobbying activity.		(a)		(b)
		Yes	No	Amount
1	During the year, did the filing organization attempt to influence foreign, national, state or local legislation, including any attempt to influence public opinion on a legislative matter or referendum, through the use of			
a	Volunteers?		No	
b	Paid staff or management (include compensation in expenses reported on lines 1c through 1i)?	Yes		
c	Media advertisements?		No	
d	Mailings to members, legislators, or the public?		No	
e	Publications, or published or broadcast statements?		No	
f	Grants to other organizations for lobbying purposes?	Yes		2,192
g	Direct contact with legislators, their staffs, government officials, or a legislative body?	Yes		37,628
h	Rallies, demonstrations, seminars, conventions, speeches, lectures, or any similar means?		No	
i	Other activities?		No	
j	Total Add lines 1c through 1i			39,820
2a	Did the activities in line 1 cause the organization to be not described in section 501(c)(3)?		No	
b	If "Yes," enter the amount of any tax incurred under section 4912			
c	If "Yes," enter the amount of any tax incurred by organization managers under section 4912			
d	If the filing organization incurred a section 4912 tax, did it file Form 4720 for this year?			

Part III-A Complete if the organization is exempt under section 501(c)(4), section 501(c)(5), or section 501(c)(6).

	Yes	No
1 Were substantially all (90% or more) dues received nondeductible by members?	1	
2 Did the organization make only in-house lobbying expenditures of \$2,000 or less?	2	
3 Did the organization agree to carry over lobbying and political expenditures from the prior year?	3	

Part III-B Complete if the organization is exempt under section 501(c)(4), section 501(c)(5), or section 501(c)(6) and if either (a) BOTH Part III-A, lines 1 and 2, are answered "No" OR (b) Part III-A, line 3, is answered "Yes."

1	Dues, assessments and similar amounts from members	1	
2	Section 162(e) nondeductible lobbying and political expenditures (do not include amounts of political expenses for which the section 527(f) tax was paid).		
a	Current year	2a	
b	Carryover from last year	2b	
c	Total	2c	
3	Aggregate amount reported in section 6033(e)(1)(A) notices of nondeductible section 162(e) dues	3	
4	If notices were sent and the amount on line 2c exceeds the amount on line 3, what portion of the excess does the organization agree to carryover to the reasonable estimate of nondeductible lobbying and political expenditure next year?	4	
5	Taxable amount of lobbying and political expenditures (see instructions)	5	

Part IV Supplemental Information

Complete this part to provide the descriptions required for Part I-A, line 1, Part I-B, line 4, Part I-C, line 5, Part II-A (affiliated group list), Part II-A, line 2, and Part II-B, line 1. Also, complete this part for any additional information.

Identifier	Return Reference	Explanation
Part IV, Supplemental Information		Statement Regarding Legislative Activity Health care policy is critical to all Americans, and Baylor Regional Medical Center at Plano ("BRMCP") believes that health care providers must participate in forming health care policy by interacting with national, state and local representatives and their staff members to help them better understand the complexities and ramifications of key health care policies including, without limitation, those related to uninsured and indigent patient needs as well as the legislative and regulatory needs to assure the delivery of cost-efficient, quality health care. BRMCP has established relationships with persons and industry associations that often communicate BRMCP's positions on major health care issues. These contacts may include direct contact, telephone conversations and/or letters. Also, BRMCP may attempt to educate the local community on certain legislative initiatives that may impact BRMCP's ability to provide quality health care services to the community through direct mailings, media advertising or broadcast statements. The amount of resources (time and money) involved in these activities is insubstantial. BRMCP has not intervened in any political campaign.

SCHEDULE D (Form 990)

OMB No 1545-0047

Supplemental Financial Statements

2012

Open to Public Inspection

Complete if the organization answered "Yes," to Form 990, Part IV, line 6, 7, 8, 9, 10, 11a, 11b, 11c, 11d, 11e, 11f, 12a, or 12b. Attach to Form 990. See separate instructions.

Department of the Treasury Internal Revenue Service

Name of the organization Baylor Regional Medical Center at Plano

Employer identification number 82-0551704

Part I Organizations Maintaining Donor Advised Funds or Other Similar Funds or Accounts. Complete if the organization answered "Yes" to Form 990, Part IV, line 6.

Table with 3 columns: (a) Donor advised funds, (b) Funds and other accounts, and a Yes/No column. Rows include total number at end of year, aggregate contributions, aggregate grants, aggregate value, and questions about donor advised funds and grant purposes.

Part II Conservation Easements. Complete if the organization answered "Yes" to Form 990, Part IV, line 7.

Table with 2 columns: Description and Held at the End of the Year (2a-2d). Rows include purpose of easements, number of easements, acreage, and monitoring expenses.

Part III Organizations Maintaining Collections of Art, Historical Treasures, or Other Similar Assets. Complete if the organization answered "Yes" to Form 990, Part IV, line 8.

Table with 2 columns: Description and Amount. Rows include questions about reporting art and historical treasures, and required amounts for revenues and assets.

Part III Organizations Maintaining Collections of Art, Historical Treasures, or Other Similar Assets *(continued)*

3 Using the organization's acquisition, accession, and other records, check any of the following that are a significant use of its collection items (check all that apply)

- a** Public exhibition
- b** Scholarly research
- c** Preservation for future generations
- d** Loan or exchange programs
- e** Other

4 Provide a description of the organization's collections and explain how they further the organization's exempt purpose in Part XIII

5 During the year, did the organization solicit or receive donations of art, historical treasures or other similar assets to be sold to raise funds rather than to be maintained as part of the organization's collection? Yes No

Part IV Escrow and Custodial Arrangements. Complete if the organization answered "Yes" to Form 990, Part IV, line 9, or reported an amount on Form 990, Part X, line 21.

1a Is the organization an agent, trustee, custodian or other intermediary for contributions or other assets not included on Form 990, Part X? Yes No

b If "Yes," explain the arrangement in Part XIII and complete the following table

	Amount
1c Beginning balance	
1d Additions during the year	
1e Distributions during the year	
1f Ending balance	

2a Did the organization include an amount on Form 990, Part X, line 21? Yes No

b If "Yes," explain the arrangement in Part XIII. Check here if the explanation has been provided in Part XIII

Part V Endowment Funds. Complete if the organization answered "Yes" to Form 990, Part IV, line 10.

	(a) Current year	(b) Prior year	(c) Two years back	(d) Three years back	(e) Four years back
1a Beginning of year balance					
b Contributions					
c Net investment earnings, gains, and losses					
d Grants or scholarships					
e Other expenditures for facilities and programs					
f Administrative expenses					
g End of year balance					

2 Provide the estimated percentage of the current year end balance (line 1g, column (a)) held as

- a** Board designated or quasi-endowment
 - b** Permanent endowment
 - c** Temporarily restricted endowment
- The percentages in lines 2a, 2b, and 2c should equal 100%

3a Are there endowment funds not in the possession of the organization that are held and administered for the organization by

	Yes	No
(i) unrelated organizations	3a(i)	
(ii) related organizations	3a(ii)	
b If "Yes" to 3a(ii), are the related organizations listed as required on Schedule R?	3b	

4 Describe in Part XIII the intended uses of the organization's endowment funds

Part VI Land, Buildings, and Equipment. See Form 990, Part X, line 10.

Description of property	(a) Cost or other basis (investment)	(b) Cost or other basis (other)	(c) Accumulated depreciation	(d) Book value
1a Land		7,185,393		7,185,393
b Buildings		118,544,440	25,700,159	92,844,281
c Leasehold improvements				
d Equipment		67,980,667	49,139,284	18,841,383
e Other				
Total. Add lines 1a through 1e (Column (d) must equal Form 990, Part X, column (B), line 10(c).)				118,871,057

Part VII Investments—Other Securities. See Form 990, Part X, line 12.

(a) Description of security or category (including name of security)	(b) Book value	(c) Method of valuation Cost or end-of-year market value
(1) Financial derivatives		
(2) Closely-held equity interests		
Other		
Total. (Column (b) must equal Form 990, Part X, col (B) line 12.)		

Part VIII Investments—Program Related. See Form 990, Part X, line 13.

(a) Description of investment type	(b) Book value	(c) Method of valuation Cost or end-of-year market value
(1) Investment in Controlled Partnerships	27,802,269	F
(2) Investment in Baylor Quality Alliance	625,000	C
Total. (Column (b) must equal Form 990, Part X, col (B) line 13.)	28,427,269	

Part IX Other Assets. See Form 990, Part X, line 15.

(a) Description	(b) Book value
Total. (Column (b) must equal Form 990, Part X, col.(B) line 15.)	

Part X Other Liabilities. See Form 990, Part X, line 25.

1 (a) Description of liability	(b) Book value
Federal income taxes	
Physician Guarantee Liability	50,000
Note Payable to Related Organization	33,820,946
Total. (Column (b) must equal Form 990, Part X, col (B) line 25.)	33,870,946

2. Fin 48 (ASC 740) Footnote In Part XIII, provide the text of the footnote to the organization's financial statements that reports the organization's liability for uncertain tax positions under FIN 48 (ASC 740) Check here if the text of the footnote has been provided in Part XIII

Part XI Reconciliation of Revenue per Audited Financial Statements With Revenue per Return

1	Total revenue, gains, and other support per audited financial statements		1	
2	Amounts included on line 1 but not on Form 990, Part VIII, line 12			
a	Net unrealized gains on investments	2a		
b	Donated services and use of facilities	2b		
c	Recoveries of prior year grants	2c		
d	Other (Describe in Part XIII)	2d		
e	Add lines 2a through 2d		2e	
3	Subtract line 2e from line 1		3	
4	Amounts included on Form 990, Part VIII, line 12, but not on line 1			
a	Investment expenses not included on Form 990, Part VIII, line 7b	4a		
b	Other (Describe in Part XIII)	4b		
c	Add lines 4a and 4b		4c	
5	Total revenue Add lines 3 and 4c . (This must equal Form 990, Part I, line 12)		5	

Part XII Reconciliation of Expenses per Audited Financial Statements With Expenses per Return

1	Total expenses and losses per audited financial statements		1	
2	Amounts included on line 1 but not on Form 990, Part IX, line 25			
a	Donated services and use of facilities	2a		
b	Prior year adjustments	2b		
c	Other losses	2c		
d	Other (Describe in Part XIII)	2d		
e	Add lines 2a through 2d		2e	
3	Subtract line 2e from line 1		3	
4	Amounts included on Form 990, Part IX, line 25, but not on line 1 :			
a	Investment expenses not included on Form 990, Part VIII, line 7b	4a		
b	Other (Describe in Part XIII)	4b		
c	Add lines 4a and 4b		4c	
5	Total expenses Add lines 3 and 4c . (This must equal Form 990, Part I, line 18)		5	

Part XIII Supplemental Information

Complete this part to provide the descriptions required for Part II, lines 3, 5, and 9, Part III, lines 1a and 4, Part IV, lines 1b and 2b, Part V, line 4, Part X, line 2, Part XI, lines 2d and 4b, and Part XII, lines 2d and 4b. Also complete this part to provide any additional information.

Identifier	Return Reference	Explanation
Description of Uncertain Tax Positions Under FIN 48	Part X, Line 2	The filing organization does not have separate individual audited financial statements, however, the organization is included in Baylor Health Care System's combined audited financial statements (System). The System follows the provisions of ASC 740 "Income Taxes." As of June 30, 2013 and 2012, the System had no material gross unrecognized tax benefits.

SCHEDULE H (Form 990)

Hospitals

OMB No 1545-0047

2012

Open to Public Inspection

Complete if the organization answered "Yes" to Form 990, Part IV, question 20. Attach to Form 990. See separate instructions.

Department of the Treasury Internal Revenue Service

Name of the organization Baylor Regional Medical Center at Plano

Employer identification number 82-0551704

Part I Financial Assistance and Certain Other Community Benefits at Cost

1a Did the organization have a financial assistance policy during the tax year? 1b If "Yes," was it a written policy? 2 If the organization had multiple hospital facilities, indicate which of the following best describes application of the financial assistance policy to its various hospital facilities during the tax year 3a Did the organization use Federal Poverty Guidelines (FPG) as a factor in determining eligibility for providing free care? 3b Did the organization use FPG as a factor in determining eligibility for providing discounted care? 4 Did the organization's financial assistance policy that applied to the largest number of its patients during the tax year provide for free or discounted care to the "medically indigent"? 5a Did the organization budget amounts for free or discounted care provided under its financial assistance policy during the tax year? 5b If "Yes," did the organization's financial assistance expenses exceed the budgeted amount? 5c If "Yes" to line 5b, as a result of budget considerations, was the organization unable to provide free or discounted care to a patient who was eligible for free or discounted care? 6a Did the organization prepare a community benefit report during the tax year? 6b If "Yes," did the organization make it available to the public?

7 Financial Assistance and Certain Other Community Benefits at Cost

Table with 7 columns: (a) Number of activities or programs (optional), (b) Persons served (optional), (c) Total community benefit expense, (d) Direct offsetting revenue, (e) Net community benefit expense, (f) Percent of total expense. Rows include Financial Assistance and Means-Tested Government Programs, Other Benefits, and Total.

Part II Community Building Activities Complete this table if the organization conducted any community building activities during the tax year, and describe in Part VI how its community building activities promoted the health of the communities it serves.

	(a) Number of activities or programs (optional)	(b) Persons served (optional)	(c) Total community building expense	(d) Direct offsetting revenue	(e) Net community building expense	(f) Percent of total expense
1 Physical improvements and housing						
2 Economic development						
3 Community support						
4 Environmental improvements						
5 Leadership development and training for community members						
6 Coalition building						
7 Community health improvement advocacy						
8 Workforce development						
9 Other						
10 Total						

Part III Bad Debt, Medicare, & Collection Practices

Section A. Bad Debt Expense

		Yes	No
1	Did the organization report bad debt expense in accordance with Healthcare Financial Management Association Statement No 15?	1 Yes	
2	Enter the amount of the organization's bad debt expense. Explain in Part VI the methodology used by the organization to estimate this amount		
3	Enter the estimated amount of the organization's bad debt expense attributable to patients eligible under the organization's financial assistance policy. Explain in Part VI the methodology used by the organization to estimate this amount and the rationale, if any, for including this portion of bad debt as community benefit		
4	Provide in Part VI the text of the footnote to the organization's financial statements that describes bad debt expense or the page number on which this footnote is contained in the attached financial statements		

Section B. Medicare

5	Enter total revenue received from Medicare (including DSH and IME)	5	69,353,092
6	Enter Medicare allowable costs of care relating to payments on line 5	6	96,522,709
7	Subtract line 6 from line 5. This is the surplus (or shortfall)	7	-27,169,617
8	Describe in Part VI the extent to which any shortfall reported in line 7 should be treated as community benefit. Also describe in Part VI the costing methodology or source used to determine the amount reported on line 6. Check the box that describes the method used: <input type="checkbox"/> Cost accounting system <input checked="" type="checkbox"/> Cost to charge ratio <input type="checkbox"/> Other		

Section C. Collection Practices

9a	Did the organization have a written debt collection policy during the tax year?	9a	Yes
9b	If "Yes," did the organization's collection policy that applied to the largest number of its patients during the tax year contain provisions on the collection practices to be followed for patients who are known to qualify for financial assistance? Describe in Part VI	9b	Yes

Part IV Management Companies and Joint Ventures (owned 10% or more by officers, directors, trustees, key employees, and physicians—see instructions)

(a) Name of entity	(b) Description of primary activity of entity	(c) Organization's profit % or stock ownership %	(d) Officers, directors, trustees, or key employees' profit % or stock ownership %	(e) Physicians' profit % or stock ownership %
1 1 Texas Heart Hospital of the Southwest LLP	Patient Care	50.060 %	0 %	49.940 %
2				
3				
4				
5				
6				
7				
8				
9				
10				
11				
12				
13				

Part V Facility Information

Section A. Hospital Facilities

(list in order of size from largest to smallest—see instructions)

How many hospital facilities did the organization operate during the tax year?

3

Name, address, and primary website address

		Licensed hospital	General medical & surgical	Children's hospital	Teaching hospital	Critical access hospital	Research facility	ER-24 hours	ER-other	Other (Describe)	Facility reporting group
1	Baylor Regional Medical Ctr at Plano 4700 Alliance Blvd Plano, TX 75093 www.baylorhealth.com	X	X				X	X			A
2	Texas Heart Hospital of Southwest LLP 1100 Allied Drive Plano, TX 75093 www.baylorhealth.com	X	X					X			A
3	The Heart Hospital Baylor Denton 2801 S Mayhill Rd Denton, TX 76208	X	X					X			

Part V Facility Information (continued)

Section B. Facility Policies and Practices

(Complete a separate Section B for each of the hospital facilities or facility reporting groups listed in Part V, Section A)

Reporting Group A

Name of hospital facility or facility reporting group _____

For single facility filers only: line Number of Hospital Facility (from Schedule H, Part V, Section A) _____

		Yes	No
Community Health Needs Assessment (Lines 1 through 8c are optional for tax years beginning on or before March 23, 2012)			
1	During the tax year or either of the two immediately preceding tax years, did the hospital facility conduct a community health needs assessment (CHNA)? If "No," skip to line 9 If "Yes," indicate what the CHNA report describes (check all that apply)	Yes	
a	<input checked="" type="checkbox"/> A definition of the community served by the hospital facility		
b	<input checked="" type="checkbox"/> Demographics of the community		
c	<input checked="" type="checkbox"/> Existing health care facilities and resources within the community that are available to respond to the health needs of the community		
d	<input checked="" type="checkbox"/> How data was obtained		
e	<input checked="" type="checkbox"/> The health needs of the community		
f	<input checked="" type="checkbox"/> Primary and chronic disease needs and other health issues of uninsured persons, low-income persons, and minority groups		
g	<input checked="" type="checkbox"/> The process for identifying and prioritizing community health needs and services to meet the community health needs		
h	<input checked="" type="checkbox"/> The process for consulting with persons representing the community's interests		
i	<input type="checkbox"/> Information gaps that limit the hospital facility's ability to assess the community's health needs		
j	<input type="checkbox"/> Other (describe in Part VI)		
2	Indicate the tax year the hospital facility last conducted a CHNA <u>20 12</u>		
3	In conducting its most recent CHNA, did the hospital facility take into account input from representatives of the community served by the hospital facility, including those with special knowledge of or expertise in public health? If "Yes," describe in Part VI how the hospital facility took into account input from persons who represent the community, and identify the persons the hospital facility consulted.	Yes	
4	Was the hospital facility's CHNA conducted with one or more other hospital facilities? If "Yes," list the other hospital facilities in Part VI	Yes	
5	Did the hospital facility make its CHNA report widely available to the public? If "Yes," indicate how the CHNA report was made widely available (check all that apply)	Yes	
a	<input checked="" type="checkbox"/> Hospital facility's website		
b	<input checked="" type="checkbox"/> Available upon request from the hospital facility		
c	<input type="checkbox"/> Other (describe in Part VI)		
6	If the hospital facility addressed needs identified in its most recently conducted CHNA, indicate how (check all that apply to date)		
a	<input checked="" type="checkbox"/> Adoption of an implementation strategy that addresses each of the community health needs identified through the CHNA		
b	<input checked="" type="checkbox"/> Execution of the implementation strategy		
c	<input checked="" type="checkbox"/> Participation in the development of a community-wide plan		
d	<input checked="" type="checkbox"/> Participation in the execution of a community-wide plan		
e	<input type="checkbox"/> Inclusion of a community benefit section in operational plans		
f	<input type="checkbox"/> Adoption of a budget for provision of services that address the needs identified in the CHNA		
g	<input checked="" type="checkbox"/> Prioritization of health needs in its community		
h	<input checked="" type="checkbox"/> Prioritization of services that the hospital facility will undertake to meet health needs in its community		
i	<input type="checkbox"/> Other (describe in Part VI)		
7	Did the hospital facility address all of the needs identified in its most recently conducted CHNA? If "No," explain in Part VI which needs it has not addressed and the reasons why it has not addressed such needs.	Yes	
8a	Did the organization incur an excise tax under section 4959 for the hospital facility's failure to conduct a CHNA as required by section 501(r)(3)?		No
8b	If "Yes" to line 8a, did the organization file Form 4720 to report the section 4959 excise tax?		
c	If "Yes" to line 8b, what is the total amount of section 4959 excise tax the organization reported on Form 4720 for all of its hospital facilities? \$ _____		

Part V Facility Information (continued)

Financial Assistance Policy		Yes	No
9	Did the hospital facility have in place during the tax year a written financial assistance policy that explained eligibility criteria for financial assistance, and whether such assistance includes free or discounted care?	9 Yes	
10	Used federal poverty guidelines (FPG) to determine eligibility for providing <i>free</i> care? If "Yes," indicate the FPG family income limit for eligibility for free care <u>200 0000000000000%</u> If "No," explain in Part VI the criteria the hospital facility used	10 Yes	
11	Used FPG to determine eligibility for providing <i>discounted</i> care? If "Yes," indicate the FPG family income limit for eligibility for discounted care <u>500 0000000000000%</u> If "No," explain in Part VI the criteria the hospital facility used	11 Yes	
12	Explained the basis for calculating amounts charged to patients? If "Yes," indicate the factors used in determining such amounts (check all that apply)	12 Yes	
a	<input checked="" type="checkbox"/> Income level		
b	<input checked="" type="checkbox"/> Asset level		
c	<input checked="" type="checkbox"/> Medical indigency		
d	<input type="checkbox"/> Insurance status		
e	<input type="checkbox"/> Uninsured discount		
f	<input type="checkbox"/> Medicaid/Medicare		
g	<input checked="" type="checkbox"/> State regulation		
h	<input checked="" type="checkbox"/> Other (describe in Part VI)		
13	Explained the method for applying for financial assistance?	13 Yes	
14	Included measures to publicize the policy within the community served by the hospital facility? If "Yes," indicate how the hospital facility publicized the policy (check all that apply)	14 Yes	
a	<input checked="" type="checkbox"/> The policy was posted on the hospital facility's website		
b	<input type="checkbox"/> The policy was attached to billing invoices		
c	<input type="checkbox"/> The policy was posted in the hospital facility's emergency rooms or waiting rooms		
d	<input type="checkbox"/> The policy was posted in the hospital facility's admissions offices		
e	<input type="checkbox"/> The policy was provided, in writing, to patients on admission to the hospital facility		
f	<input checked="" type="checkbox"/> The policy was available upon request		
g	<input checked="" type="checkbox"/> Other (describe in Part VI)		

Billing and Collections			
15	Did the hospital facility have in place during the tax year a separate billing and collections policy, or a written financial assistance policy (FAP) that explained actions the hospital facility may take upon non-payment?	15 Yes	
16	Check all of the following actions against an individual that were permitted under the hospital facility's policies during the tax year before making reasonable efforts to determine the patient's eligibility under the facility's FAP		
a	<input type="checkbox"/> Reporting to credit agency		
b	<input type="checkbox"/> Lawsuits		
c	<input type="checkbox"/> Liens on residences		
d	<input type="checkbox"/> Body attachments		
e	<input type="checkbox"/> Other similar actions (describe in Part VI)		
17	Did the hospital facility or an authorized third party perform any of the following actions during the tax year before making reasonable efforts to determine the patient's eligibility under the facility's FAP? If "Yes," check all actions in which the hospital facility or a third party engaged	17	No
a	<input type="checkbox"/> Reporting to credit agency		
b	<input type="checkbox"/> Lawsuits		
c	<input type="checkbox"/> Liens on residences		
d	<input type="checkbox"/> Body attachments		
e	<input type="checkbox"/> Other similar actions (describe in Part VI)		

Part V Facility Information *(continued)*

18 Indicate which efforts the hospital facility made before initiating any of the actions listed in line 17 (check all that apply)

- a** Notified individuals of the financial assistance policy on admission
- b** Notified individuals of the financial assistance policy prior to discharge
- c** Notified individuals of the financial assistance policy in communications with the patients regarding the patients' bills
- d** Documented its determination of whether patients were eligible for financial assistance under the hospital facility's financial assistance policy
- e** Other (describe in Part VI)

Policy Relating to Emergency Medical Care

19 Did the hospital facility have in place during the tax year a written policy relating to emergency medical care that requires the hospital facility to provide, without discrimination, care for emergency medical conditions to individuals regardless of their eligibility under the hospital facility's financial assistance policy?

If "No," indicate why

- a** The hospital facility did not provide care for any emergency medical conditions
- b** The hospital facility's policy was not in writing
- c** The hospital facility limited who was eligible to receive care for emergency medical conditions (describe in Part VI)
- d** Other (describe in Part VI)

	Yes	No
19	Yes	

Charges to Individuals Eligible for Assistance under the FAP (FAP-Eligible Individuals)

20 Indicate how the hospital facility determined, during the tax year, the maximum amounts that can be charged to FAP-eligible individuals for emergency or other medically necessary care

- a** The hospital facility used its lowest negotiated commercial insurance rate when calculating the maximum amounts that can be charged
- b** The hospital facility used the average of its three lowest negotiated commercial insurance rates when calculating the maximum amounts that can be charged
- c** The hospital facility used the Medicare rates when calculating the maximum amounts that can be charged
- d** Other (describe in Part VI)

21 During the tax year, did the hospital facility charge any FAP-eligible individuals to whom the hospital facility provided emergency or other medically necessary services, more than the amounts generally billed to individuals who had insurance covering such care?

If "Yes," explain in Part VI

22 During the tax year, did the hospital facility charge any FAP-eligible individuals an amount equal to the gross charge for any service provided to that individual?

If "Yes," explain in Part VI

21		No
22		No

Part V Facility Information (continued)

Section B. Facility Policies and Practices

(Complete a separate Section B for each of the hospital facilities or facility reporting groups listed in Part V, Section A)

The Heart Hospital Baylor Denton

Name of hospital facility or facility reporting group _____

For single facility filers only: line Number of Hospital Facility (from Schedule H, Part V, Section A) 3

		Yes	No
Community Health Needs Assessment (Lines 1 through 8c are optional for tax years beginning on or before March 23, 2012)			
1	During the tax year or either of the two immediately preceding tax years, did the hospital facility conduct a community health needs assessment (CHNA)? If "No," skip to line 9 If "Yes," indicate what the CHNA report describes (check all that apply)	1	No
a	<input type="checkbox"/> A definition of the community served by the hospital facility		
b	<input type="checkbox"/> Demographics of the community		
c	<input type="checkbox"/> Existing health care facilities and resources within the community that are available to respond to the health needs of the community		
d	<input type="checkbox"/> How data was obtained		
e	<input type="checkbox"/> The health needs of the community		
f	<input type="checkbox"/> Primary and chronic disease needs and other health issues of uninsured persons, low-income persons, and minority groups		
g	<input type="checkbox"/> The process for identifying and prioritizing community health needs and services to meet the community health needs		
h	<input type="checkbox"/> The process for consulting with persons representing the community's interests		
i	<input type="checkbox"/> Information gaps that limit the hospital facility's ability to assess the community's health needs		
j	<input type="checkbox"/> Other (describe in Part VI)		
2	Indicate the tax year the hospital facility last conducted a CHNA 20 ____		
3	In conducting its most recent CHNA, did the hospital facility take into account input from representatives of the community served by the hospital facility, including those with special knowledge of or expertise in public health? If "Yes," describe in Part VI how the hospital facility took into account input from persons who represent the community, and identify the persons the hospital facility consulted	3	
4	Was the hospital facility's CHNA conducted with one or more other hospital facilities? If "Yes," list the other hospital facilities in Part VI	4	
5	Did the hospital facility make its CHNA report widely available to the public? If "Yes," indicate how the CHNA report was made widely available (check all that apply)	5	
a	<input type="checkbox"/> Hospital facility's website		
b	<input type="checkbox"/> Available upon request from the hospital facility		
c	<input type="checkbox"/> Other (describe in Part VI)		
6	If the hospital facility addressed needs identified in its most recently conducted CHNA, indicate how (check all that apply to date)		
a	<input type="checkbox"/> Adoption of an implementation strategy that addresses each of the community health needs identified through the CHNA		
b	<input type="checkbox"/> Execution of the implementation strategy		
c	<input type="checkbox"/> Participation in the development of a community-wide plan		
d	<input type="checkbox"/> Participation in the execution of a community-wide plan		
e	<input type="checkbox"/> Inclusion of a community benefit section in operational plans		
f	<input type="checkbox"/> Adoption of a budget for provision of services that address the needs identified in the CHNA		
g	<input type="checkbox"/> Prioritization of health needs in its community		
h	<input type="checkbox"/> Prioritization of services that the hospital facility will undertake to meet health needs in its community		
i	<input type="checkbox"/> Other (describe in Part VI)		
7	Did the hospital facility address all of the needs identified in its most recently conducted CHNA? If "No," explain in Part VI which needs it has not addressed and the reasons why it has not addressed such needs	7	
8a	Did the organization incur an excise tax under section 4959 for the hospital facility's failure to conduct a CHNA as required by section 501(r)(3)?	8a	
b	If "Yes" to line 8a, did the organization file Form 4720 to report the section 4959 excise tax?	8b	
c	If "Yes" to line 8b, what is the total amount of section 4959 excise tax the organization reported on Form 4720 for all of its hospital facilities? \$ _____		

Part V Facility Information (continued)

Financial Assistance Policy		Yes	No
9	Did the hospital facility have in place during the tax year a written financial assistance policy that explained eligibility criteria for financial assistance, and whether such assistance includes free or discounted care?	9 Yes	
10	Used federal poverty guidelines (FPG) to determine eligibility for providing <i>free</i> care? If "Yes," indicate the FPG family income limit for eligibility for free care <u>200 00000000000000</u> % If "No," explain in Part VI the criteria the hospital facility used	10 Yes	
11	Used FPG to determine eligibility for providing <i>discounted</i> care? If "Yes," indicate the FPG family income limit for eligibility for discounted care <u>500 00000000000000</u> % If "No," explain in Part VI the criteria the hospital facility used	11 Yes	
12	Explained the basis for calculating amounts charged to patients? If "Yes," indicate the factors used in determining such amounts (check all that apply)	12 Yes	
a	<input checked="" type="checkbox"/> Income level		
b	<input checked="" type="checkbox"/> Asset level		
c	<input checked="" type="checkbox"/> Medical indigency		
d	<input type="checkbox"/> Insurance status		
e	<input type="checkbox"/> Uninsured discount		
f	<input type="checkbox"/> Medicaid/Medicare		
g	<input checked="" type="checkbox"/> State regulation		
h	<input checked="" type="checkbox"/> Other (describe in Part VI)		
13	Explained the method for applying for financial assistance?	13 Yes	
14	Included measures to publicize the policy within the community served by the hospital facility? If "Yes," indicate how the hospital facility publicized the policy (check all that apply)	14 Yes	
a	<input checked="" type="checkbox"/> The policy was posted on the hospital facility's website		
b	<input type="checkbox"/> The policy was attached to billing invoices		
c	<input type="checkbox"/> The policy was posted in the hospital facility's emergency rooms or waiting rooms		
d	<input type="checkbox"/> The policy was posted in the hospital facility's admissions offices		
e	<input type="checkbox"/> The policy was provided, in writing, to patients on admission to the hospital facility		
f	<input checked="" type="checkbox"/> The policy was available upon request		
g	<input checked="" type="checkbox"/> Other (describe in Part VI)		

Billing and Collections			
15	Did the hospital facility have in place during the tax year a separate billing and collections policy, or a written financial assistance policy (FAP) that explained actions the hospital facility may take upon non-payment?	15 Yes	
16	Check all of the following actions against an individual that were permitted under the hospital facility's policies during the tax year before making reasonable efforts to determine the patient's eligibility under the facility's FAP		
a	<input type="checkbox"/> Reporting to credit agency		
b	<input type="checkbox"/> Lawsuits		
c	<input type="checkbox"/> Liens on residences		
d	<input type="checkbox"/> Body attachments		
e	<input type="checkbox"/> Other similar actions (describe in Part VI)		
17	Did the hospital facility or an authorized third party perform any of the following actions during the tax year before making reasonable efforts to determine the patient's eligibility under the facility's FAP? If "Yes," check all actions in which the hospital facility or a third party engaged	17	No
a	<input type="checkbox"/> Reporting to credit agency		
b	<input type="checkbox"/> Lawsuits		
c	<input type="checkbox"/> Liens on residences		
d	<input type="checkbox"/> Body attachments		
e	<input type="checkbox"/> Other similar actions (describe in Part VI)		

Part V Facility Information *(continued)*

18 Indicate which efforts the hospital facility made before initiating any of the actions listed in line 17 (check all that apply)

- a** Notified individuals of the financial assistance policy on admission
- b** Notified individuals of the financial assistance policy prior to discharge
- c** Notified individuals of the financial assistance policy in communications with the patients regarding the patients' bills
- d** Documented its determination of whether patients were eligible for financial assistance under the hospital facility's financial assistance policy
- e** Other (describe in Part VI)

Policy Relating to Emergency Medical Care

19 Did the hospital facility have in place during the tax year a written policy relating to emergency medical care that requires the hospital facility to provide, without discrimination, care for emergency medical conditions to individuals regardless of their eligibility under the hospital facility's financial assistance policy?

If "No," indicate why

- a** The hospital facility did not provide care for any emergency medical conditions
- b** The hospital facility's policy was not in writing
- c** The hospital facility limited who was eligible to receive care for emergency medical conditions (describe in Part VI)
- d** Other (describe in Part VI)

	Yes	No
19	Yes	

Charges to Individuals Eligible for Assistance under the FAP (FAP-Eligible Individuals)

20 Indicate how the hospital facility determined, during the tax year, the maximum amounts that can be charged to FAP-eligible individuals for emergency or other medically necessary care

- a** The hospital facility used its lowest negotiated commercial insurance rate when calculating the maximum amounts that can be charged
- b** The hospital facility used the average of its three lowest negotiated commercial insurance rates when calculating the maximum amounts that can be charged
- c** The hospital facility used the Medicare rates when calculating the maximum amounts that can be charged
- d** Other (describe in Part VI)

21 During the tax year, did the hospital facility charge any FAP-eligible individuals to whom the hospital facility provided emergency or other medically necessary services, more than the amounts generally billed to individuals who had insurance covering such care?

If "Yes," explain in Part VI

22 During the tax year, did the hospital facility charge any FAP-eligible individuals an amount equal to the gross charge for any service provided to that individual?

If "Yes," explain in Part VI

21		No
22		No

Part V Facility Information (continued)**Section C. Other Health Care Facilities That Are Not Licensed, Registered, or Similarly Recognized as a Hospital Facility**

(list in order of size, from largest to smallest)

How many non-hospital health care facilities did the organization operate during the tax year?

9

Name and address	Type of Facility (describe)
1 Center for Advanced Cardiovascular Care 4716 Alliance Blvd Suite 300 Plano, TX 75093	Cardiovascular Center
2 Elizabeth Jekot MD Breast Imag Ctr 3301 E Renner Rd Suite 100 Richardson, TX 75082	Radiology Center
3 Baylor Imaging Ctr at Craig Ranch 8080 Hwy 121 Suite 210A McKinney, TX 75070	Radiology Center
4 Women's Imag Ctr at Baylor Plano 4716 Alliance Blvd Suite 100 Plano, TX 75093	Radiology Center
5 Center for Advanced Cardiovascular Care 5236 West University Drive Suite 4400 McKinney, TX 75071	Cardiovascular Center
6 Baylor Behavioral Health Center 4708 Alliance Blvd Suite 801 Plano, TX 75093	Behavioral Health Center
7 Baylor Scoliosis Center 4708 Alliance Blvd Suite 800 Plano, TX 75093	Scoliosis Center
8 Baylor Weight Loss Surgery Ctr 4708 Alliance Blvd Suite 830 Plano, TX 75093	Bariatric Center
9 Baylor Complex Joint Center 4708 Alliance Blvd Suite 700 Plano, TX 75093	Musculoskeletal Disease Center
10	

Part VI Supplemental Information

Complete this part to provide the following information

- 1 Required descriptions.** Provide the descriptions required for Part I, lines 3c, 6a, and 7, Part II, Part III, lines 4, 8, and 9b, Part V, Section A, and Part V, Section B, lines 1j, 3, 4, 5c, 6i, 7, 10, 11, 12h, 14g, 16e, 17e, 18e, 19c, 19d, 20d, 21, and 22
- 2 Needs assessment.** Describe how the organization assesses the health care needs of the communities it serves, in addition to any needs assessments reported in Part V, Section B
- 3 Patient education of eligibility for assistance.** Describe how the organization informs and educates patients and persons who may be billed for patient care about their eligibility for assistance under federal, state, or local government programs or under the organization's financial assistance policy
- 4 Community information.** Describe the community the organization serves, taking into account the geographic area and demographic constituents it serves
- 5 Promotion of community health.** Provide any other information important to describing how the organization's hospital facilities or other health care facilities further its exempt purpose by promoting the health of the community (e.g., open medical staff, community board, use of surplus funds, etc.)
- 6 Affiliated health care system.** If the organization is part of an affiliated health care system, describe the respective roles of the organization and its affiliates in promoting the health of the communities served
- 7 State filing of community benefit report.** If applicable, identify all states with which the organization, or a related organization, files a community benefit report
- 8 Facility reporting group(s).** If applicable, for each hospital facility in a facility reporting group provide the descriptions required for Part V, Section B, lines 1j, 3, 4, 5c, 6i, 7, 10, 11, 12h, 14g, 16e, 17e, 18e, 19c, 19d, 20d, 21, and 22

Identifier	ReturnReference	Explanation
		Part I, Line 3c and Line 3b In addition to providing free care to financially indigent patients at 200% of the federal poverty guidelines ("FPG"), the organization provides discounted care to the medically indigent which is based on both the FPG (up to 500%) and the percentage of the patient's total bills from all providers in relation to the patient's annual income Pursuant to the charity care policy, a patient's total balance due will not exceed 10% of total annual income if the patient qualifies as medically indigent The organization also provides discounted care to those individuals whose amount of total bills, after all payments from third parties, exceeds 50% of the patient's annual income (regardless of the level of income) if the patient is unable to pay the remaining bill
		Part I, Line 6a The organization prepares and files an Annual Report of Community Benefit Plan with the Texas Department of State Health Services This report is made available through the organization's website at www.baylorhealth.com

Identifier	ReturnReference	Explanation
		<p>Part I, Line 7 A ratio of patient care cost to charges, as determined in Worksheet 2, was used to report the amounts in Part I, Lines 7a - 7d For amounts reported on lines 7e - 7k, actual expenses for each community benefit activity are tracked and reported using both community benefit software and/or the organization's cost accounting system Part I, Line 7b, Column (d) Includes payments from the State 1115 Medicaid Waiver Program for uncompensated care, which funds are to be used to expand indigent care Part I, Line 7i, Column (c) Includes charity care payments of \$2,307,205 that are made directly to or on the behalf of a local public hospital and/or other nonprofit organizations for the treatment of indigent patients of those organizations</p>
		<p>Part I, L7 Col(f) The amount of bad debt expense included on Form 990, Part IX, line 25, but removed for Schedule H, Part I, Line 7, Column (f) totaled \$0</p>

Identifier	ReturnReference	Explanation
		<p>Part III, Line 4 As stated in the combined audited financial statements, the organization maintains allowances for uncollectible accounts for estimated losses resulting from a payor's inability to make payments on accounts The organization assesses the reasonableness of the allowance account based on the historical write-offs, cash collections, the aging of the accounts and other economic factors Accounts are written off when collection efforts have been exhausted Management continually monitors and adjusts its allowance associated with its receivable Bad debt does not include amounts for patients who are known to qualify under the organizations charity care policy The amount of bad debt attributable to patient's accounts is net of contractual allowance, payments received and recoveries of bad debt previously written off The Organization has entered zero on Schedule H, Part III, Line 3, however, based on prior experience and certain demographics and other information obtained during admission, the organization believes a portion of the bad debt expenses (estimated to range from 1-5%) would be attributable to patients that would otherwise qualify for charity care Despite all of the effort and ways the organization educates patients about qualifying for its charity care program as demonstrated in Part VI, question 3 below, many uninsured patients either refuse or fail to complete a charity care application or provide sufficient information at the time of admission, during their stay or after being discharged to qualify for assistance under the organization's charity care policy</p>
		<p>Part III, Line 8 The amount reported on Part III, Section B, line 7 was calculated in accordance with the Schedule H instructions utilizing the organization's allowable cost reported in the Medicare cost report based on a cost to charge ratio However, the allowable costs in the Medicare cost report do not reflect the actual cost of providing care to patients since the Medicare cost report excludes many direct patient care costs that are essential to providing quality care to these patients For example, certain coverage fees to physicians, cost of Medicare C and D, and other similar direct patient care expenses are specifically excluded as allowable cost in the cost reports Using the same methodology to calculate the unreimbursed cost of providing charity care and Medicaid (using applicable Schedule H Worksheets) would result in a shortfall of \$27,840,957, which is \$671,340 higher than the shortfall reported on Part III, Section B, Line 7 The organization believes that all of the shortfall should be considered as a community benefit for the following reasons First, the IRS Community Benefit Standard includes the provision of care to the elderly and Medicare patients IRS Revenue Ruling 69-545 provides, in part, that hospitals serving patients with governmental health benefits, including for example Medicare, is an indication that the hospital operates for the promotion of health in the community Second, the organization provides care to Medicare patients regardless of this shortfall, i e , loss, and thereby relieves the state and federal government of the burden of paying the full cost for the care of Medicare beneficiaries Medicare does not provide sufficient reimbursement to cover the entire cost of providing care to these patients causing the organization to use other surplus funds to cover the shortfall It is expected that reimbursement under the Medicare program will continue to decline and therefore may further limit access to care due to the anticipated reduction of participating Medicare providers in the community As a result, the care for these patients will likely increase at, and rest on the shoulders of, nonprofit hospitals or county hospital districts Third, many of the Medicare participants have low fixed incomes and therefore would qualify for charity care or other means-tested government programs absent being enrolled in the Medicare program Fourth, Texas nonprofit hospitals must provide a minimum level of community benefit in order to obtain exemption from state and local taxes According to the current Texas Health and Safety Code, the unreimbursed cost of Medicare is considered to be a community benefit in determining these state statutory requirements as it helps relieve a governmental burden of providing this care that would otherwise be provided through the county hospital system in Texas</p>

Identifier	ReturnReference	Explanation
		Part III, Line 9b The organization's debt collection policy and procedures prohibit any collection efforts for the portion of the patient account balance that qualifies for financial assistance under the organization's charity care policy For any remaining balance due, the same collection policy and procedures are applied equally to all patient types
The Heart Hospital Baylor Denton		Part V, Section B, Line 11 In addition to providing free care to financially indigent patients at 200% of the federal poverty guidelines (FPG), the organization provides discounted care to the medically indigent which is based on both the FPG (up to 500%) and the percentage of the patient's total bills from all providers in relation to the patient's annual income Pursuant to the charity care policy, a patient's total balance due will not exceed 10% of total annual income if the patient qualifies as medically indigent The organization also provides discounted care to those individuals whose amount of total bills, after all payments from third parties, exceeds 50% of the patient's annual income (regardless of the level of income) if the patient is unable to pay the remaining bill

Identifier	ReturnReference	Explanation
The Heart Hospital Baylor Denton		<p>Part V, Section B, Line 12h The hospital has adopted a financial assistance policy written in accordance with Texas Health and Safety Code Chapter 311. In general, that statute defines charity care as providing, funding or otherwise financially supporting health care services to a person classified by the hospital as financially or medically indigent, or providing funding or otherwise financially supporting health care services provided to financially indigent persons through other nonprofit or public clinics, hospitals or hospital organizations. To determine if a patient meets the definition of financially or medically indigent in the statute, the number in the household is required. Additionally, although assets and other resources are not included in the calculation to determine whether a patient is financially or medically indigent, the organization's policy reserves the right to allow the patient's assets or other resources to be considered when determining if financial assistance will be granted.</p>
The Heart Hospital Baylor Denton		<p>Part V, Section B, Line 14g Measures to publicize the policy within the community served by the hospital facility, include but are not limited to, the following: 1) posting signs and notices regarding the charity care policy in the emergency departments, admitting areas and business offices located throughout the organization; 2) annual posting regarding the organization's charity care program in the local newspapers; 3) information regarding financial assistance, including the organization's charity care policy, is posted on the organization's website; 4) notices about the organization's financial assistance policies are posted on each bill sent to patients including providing a phone number to access the customer service unit dedicated to answering patients billing questions, as well as provide information regarding financial assistance; and 5) the organization provides free financial counselors to help patients determine how to meet their financial obligations for services provided. Specifically financial counselors assist patients in applying for government assistance programs such as Medicaid or the organization's charity care program. Any patient may request to speak to a financial counselor when being treated at the organization. Uninsured patients who are admitted to the hospital will automatically receive help from a financial counselor. These services are provided in writing and through interpretation services in the primary language of the patient requesting assistance. Though the most often needed alternate language is Spanish, the organization can accommodate multiple languages including American Sign Language.</p>

Identifier	ReturnReference	Explanation
The Heart Hospital Baylor Denton		Part V, Section B, Line 20d The organizations financial assistance policy is developed to provide discounted care to those qualifying for financial assistance to where the amount charged under the policy will always be equal to or lower than the average of the three largest (by volume) negotiated commercial insurance rates However, for those qualifying as medically indigent and whose income level is from 200% to 500% of the federal poverty level shall not be billed more than 10% of their annual income which is generally lower than the methodology listed above and the three methods listed in Question Part V, Line 20ac
		Part VI, Line 2 During the fiscal year ending June 30, 2013, the Organization conducted a Community Health Needs Assessment (CHNA) to assess the health care needs of the community for each of its licensed hospital facilities and developed an implementation strategy to address the needs identified in the CHNAs The CHNAs were conducted in accordance with state and federal guidelines including Internal Revenue Code Section 501(r) and the Texas Health and Safety Code Section 311 These CHNAs and implementation strategies have been made widely available to the public and are located on the Organizations website at the following address www.BaylorHealth.com/Community

Identifier	ReturnReference	Explanation
		<p>Part VI, Line 3 The organization is committed to promoting health in the community including providing or finding financial assistance programs to assist patients Patients who may qualify for financial assistance through the organization's charity care program or other federal, state and local government programs are informed and educated about their eligibility in several ways including, but not limited to, the following 1) posting signs and notices regarding the charity care policy in the emergency departments, admitting areas and business offices located throughout the organization 2) annual posting regarding the organization's charity care program in the local newspapers 3) information regarding financial assistance, including the organization's charity care policy, is posted on the organization's website 4) notices about the organization's financial assistance policies are posted on each bill sent to patients including providing a phone number to access the customer service unit dedicated to answering patients billing questions, as well as provide information regarding financial assistance and 5) the organization provides free financial counselors to help patients determine how to meet their financial obligations for services provided Specifically financial counselors assist patients in applying for government assistance programs such as Medicaid or the organization's charity care program Any patient may request to speak to a financial counselor when being treated at the organization Uninsured patients who are admitted to the hospital will automatically receive help from a financial counselor These services are provided in writing and through interpretation services in the primary language of the patient requesting assistance Though the most often needed alternate language is Spanish, the organization can accommodate multiple languages including American Sign Language</p>
		<p>Part VI, Line 4 The Organization has three licensed hospitals and each hospitals community is defined and summarized below Additional information regarding the community can also be found in each of the hospitals community health needs assessment and implementation strategy located on the organizations website at www.BaylorHealth.com/Community Baylor Regional Medical Center at Plano (Baylor Plano) is located in Collin County and its total service area includes zip codes primarily from the urban/suburban areas of Allen, Carrollton Dallas and Richardson covering more than 1,910,000 residents The average household income is \$90,938 with 6.6 percent living below the federal poverty level Additionally, 9.6 percent is uninsured and 13.4 percent of the population is enrolled in Medicaid There are multiple designated medically underserved areas in the Baylor Plano service area In addition to Baylor Plano, there are 34 other hospitals providing hospital care to the service area The Heart Hospital at Baylor Plano (THHBP) is located in Collin County and its total service area includes zip codes primarily from the urban/suburban areas of Allen, Carrollton, Dallas and Richardson covering more than 1,910,000 residents The average household income is \$90,938 with 6.6 percent living below the federal poverty level Additionally, 9.6 percent is uninsured and 13.4 percent of the population is enrolled in Medicaid There are multiple designated medically underserved areas in the THHBP service area In addition to THHBP, there are 34 other hospitals providing hospital care to the service area The Heart Hospital at Baylor Denton (THHBD) is located in Denton County and its total service area includes zip codes primarily from the urban/suburban areas of Denton County and the North Texas region</p>

Identifier	ReturnReference	Explanation
		<p>Part VI, Line 5 With the oversight of an independent volunteer community board and Baylor Health Care System, the organization's sole member, the organization, through three licensed hospitals, has promoted health and benefited the community by providing exemplary health care, medical education, research and other community services. The organization's governing body is comprised of volunteer community representatives that provide leadership and governance for the organization. The members of the governing body contribute their wisdom, insights, and expertise to ensure the organization is fulfilling its mission and charitable purpose while providing efficient administrative support services and direction for the System. The members are well respected residents and/or own businesses in the organization's primary or secondary service area and understand the needs of the community. The medical staff of the organization is open to all physicians in the community who meet membership and clinical privileges requirements. Surplus funds are continuously utilized to maintain access to limited patient services or expand access points of care to patients throughout the community including, but not limited to, the following: The organization operates an emergency department through its hospitals accepting all patients without the regard for the ability to pay. The emergency room is operated 24 hours a day, seven days a week. The Organization provides financial assistance in the form of charity care to patients who are indigent and satisfy certain requirements. Additionally, the Organization is committed to treating patients who are eligible for means tested government programs such as Medicaid and other government sponsored programs including Medicare, which is provided regardless of the reimbursement shortfall, and thereby relieves the state and federal government of the burden of paying the full cost of care for these patients. Often, patients are unaware of the federal, state and local programs open to them for financial assistance, or they are unable to access them due to the cumbersome enrollment process required to receive these benefits. The Organization offers assistance in enrollment to these government programs or extends financial assistance in the form of charity care through the Organization's Financial Assistance Policy which can be located on the Baylor Health Care System website at BaylorHealth.com/FinancialAssistance. The organization participates in major community health fairs targeted at the underserved and supports local not-for-profit organizations as part of its community benefit efforts. The community assessment revealed that key areas of focus include diabetes, cardiac health/ stroke, chronic respiratory disease, Alzheimer's disease, and cancer. These areas have been addressed by the hospital via educational seminars and material, support groups, monetary grants, and screenings that help identify those at risk. The organization is also committed to assisting with the preparation of future nurses at entry and advanced levels of the profession to establish a workforce of qualified nurses. Through Baylor Health Care Systems relationships with fifteen North Texas schools of nursing, the organization maintains strong affiliations with schools of nursing. In the fiscal year ending June 30, 2013, the organization invested in training 407 nurses. Total unreimbursed cost of these programs was \$188,143. Many times nursing graduates trained at the organization join the hospitals staff or remain in the North Texas area to provide top quality nursing services to the community.</p>
		<p>Part VI, Line 6 The organization is part of a large faith based integrated health care delivery system ("System") serving the health care needs of the twelve county Dallas-Fort Worth metroplex area. The System exists to serve all people through exemplary health care, education, research and community service. Community benefits are provided through the provision of charity care, governmental sponsored programs (such as Medicaid and Medicare), medical research, medical education, community health improvement services, donations to other nonprofit health care providers, and many other community service activities. During the year, the affiliated nonprofit hospitals reported community benefits (as reported to the Texas Department of State Health Services, and in accordance with the State of Texas Statutory methodology) in excess of \$638,100,000. The System's nonprofit hospitals provided community benefits (as reported on the IRS Form 990, Schedule H) in excess of \$352,700,000 during the tax year. The Texas Annual Statement of Community Benefit Standard includes approximately \$269,600,000 of unreimbursed cost of Medicare that is not included in the IRS Form 990, Schedule H. The System is comprised of separate legal entities including philanthropic foundations, a research institute, a physician network, acute care hospitals, short-stay hospitals, specialty hospitals, ambulatory surgery centers and other health care providers all which fall under the common control of Baylor Health Care System, the organization's sole member. As part of the System, certain affiliates make grants and/or contributions to other related nonprofit affiliates to help financially support and/or fund worthy community benefits activities. The System has also established a patient transfer system among the affiliated hospitals allowing patients needing a particular level of care to be transferred as needed to a related hospital that can provide that service in an efficient and effective manner. As part of the System, all hospitals and other affiliated health care providers are required to adhere to high standards for medical quality, patient safety and patient satisfaction. These standards are set forth by Baylor Health Care System, the organization's sole member, which helps ensures consistency across the System.</p>

Identifier	ReturnReference	Explanation
Reports Filed With States	Part VI, Line 7	TX
Part V, Line 8 Facility Reporting Group A		See below

Identifier	ReturnReference	Explanation
Facility 1 -- Baylor Regional Medical Ctr at Plano	Part V, Section B, line 3	<p>Creating healthy communities requires a high level of mutual understanding and collaboration with community individuals and partner groups. The development of the community health needs assessment brought together information from community health leaders and providers along with local residents for the purposes of researching, prioritizing and documenting the community health needs for the geographies served by the hospital facility. As an affiliate of Baylor Health Care System (BHCS), the hospital facility conducted its community health needs assessment with the assistance and direction of BHCS and the guidance of the BHCS Community Benefit Committee. The mission and role of the BHCS Community Benefit Committee is to assist the BHCS Board of Trustees in setting direction, identifying priorities, and monitoring performance in mission and vision integration into community benefits across the BHCS hospital system. The Committee is comprised of trustees (current System and community board members) and other community representatives appointed by the BHCS board of trustees. The hospital facility's community health needs assessment brings together information from a variety of sources. This assessment consolidates information from recent community health needs assessments conducted for the Texas Regional Healthcare Partnerships, the Dallas County Community Health Needs Assessment and the Consumer Health Report conducted by the National Research Corporation (NRC) for the hospital facility. Members from Baylor Health Care System participated in the development of these reports with other health care providers, community groups and others throughout the Dallas/Fort Worth Metroplex. These reports used a variety of methods to gather and assess the community including, but not limited to, surveys, meetings, and interviews. The hospital has also fostered continued community participation and outreach activities through membership in the Dallas Fort Worth Hospital Council. They have used data from this collaboration of health care providers, including data that served as the basis for this CHNA. This data drawn from a variety of local, state and federal sources represents the most recent evaluation of Dallas/Fort Worth residents health status and the assets available to the community for improving health. In addition, data was drawn from the Healthy North Texas website (www.healthytexas.org), which was created under the direction of the Dallas Fort Worth Hospital Council Foundations Community Health Collaborative. The website features data regarding overall population health. It boasts more than 100 local health indicators that can be compared across other Texas regions and the nation. The information can be used to expose crucial health concerns in North Texas, including incidents of diabetes, breast cancer and suicide. The site also has a database of information detailing ways to combat these health ailments. Sponsors of the site include Blue Cross Blue Shield of Texas, Communities Foundation of Texas, HCA North Texas, JPS Health Network, Methodist Health System, Texas Health Resources, University of North Texas Health Science Center and Baylor Health Care System. More detailed information can be found in the hospital community health needs assessment and community benefit plan located at the following website: http://www.baylorhealth.com/About/Community/Assessments/Pages/Default.aspx</p>
Facility 1 -- Baylor Regional Medical Ctr at Plano	Part V, Section B, line 4	<p>As an affiliate of Baylor Health Care System, the hospital facility conducted its community health needs assessment with other related hospital facilities and with the assistance and direction of Baylor Health Care System. These related hospital facilities included the following: Baylor University Medical Center, Baylor All Saints Medical Center, Baylor Medical Center at Garland, Baylor Regional Medical Center at Grapevine, Baylor Regional Medical Center at Plano, Baylor Medical Center at Waxahachie, Baylor Medical Center at McKinney, Baylor Medical Center at Irving, Baylor Medical Center at Carrollton, Baylor Specialty Hospital, Our Childrens House at Baylor, Baylor Heart and Vascular Hospital, The Heart Hospital Baylor Plano, Baylor Medical Center at Frisco, Baylor Medical Center at Uptown, Irving/Coppell Surgical Hospital, Baylor Orthopedic and Spine Hospital at Arlington, Baylor Surgical Hospital at Fort Worth, Baylor Medical Center at Trophy Club, North Central Surgical Center, Baylor Institute for Rehabilitation at Dallas, Baylor Institute for Rehabilitation at Frisco, Baylor Institute for Rehabilitation at Northwest Dallas, Baylor Institute for Rehabilitation at Fort Worth, and Baylor Emergency Medical Center at Aubrey. Additionally, Baylor Health Care System also participated in numerous workgroups and studies used for other community health needs assessments conducted throughout the twelve county North Texas Region. The data and results of these various community health needs assessments were used by Baylor Health Care System and its affiliated hospital facilities to conduct their own community health needs assessments. Other hospital facilities in the community including county hospitals such as Parkland Memorial Hospital, John Peter Smith Hospital and other hospitals participated in these other community health needs assessments.</p>

Identifier	ReturnReference	Explanation
Facility 1 -- Baylor Regional Medical Ctr at Plano	Part V, Section B, line 11	In addition to providing free care to financially indigent patients at 200% of the federal poverty guidelines (FPG), the organization provides discounted care to the medically indigent which is based on both the FPG (up to 500%) and the percentage of the patient's total bills from all providers in relation to the patient's annual income Pursuant to the charity care policy, a patient's total balance due will not exceed 10% of total annual income if the patient qualifies as medically indigent The organization also provides discounted care to those individuals whose amount of total bills, after all payments from third parties, exceeds 50% of the patient's annual income (regardless of the level of income) if the patient is unable to pay the remaining bill
Facility 1 -- Baylor Regional Medical Ctr at Plano	Part V, Section B, line 12h	The hospital has adopted a financial assistance policy written in accordance with Texas Health and Safety Code Chapter 311 In general, that statute defines charity care as providing, funding or otherwise financially supporting health care services to a person classified by the hospital as financially or medically indigent, or providing funding or otherwise financially supporting health care services provided to financially indigent persons through other nonprofit or public clinics, hospitals or hospital organizations To determine if a patient meets the definition of financially or medically indigent in the statute, the number in the household is required Additionally, although assets and other resources are not included in the calculation to determine whether a patient is financially or medically indigent, the organization's policy reserves the right to allow the patient's assets or other resources to be considered when determining if financial assistance will be granted

Identifier	ReturnReference	Explanation
Facility 1 -- Baylor Regional Medical Ctr at Plano	Part V, Section B, line 14g	Measures to publicize the policy within the community served by the hospital facility, include but are not limited to, the following 1) posting signs and notices regarding the charity care policy in the emergency departments, admitting areas and business offices located throughout the organization 2) annual posting regarding the organization's charity care program in the local newspapers 3) information regarding financial assistance, including the organization's charity care policy, is posted on the organization's website 4) notices about the organization's financial assistance policies are posted on each bill sent to patients including providing a phone number to access the customer service unit dedicated to answering patients billing questions, as well as provide information regarding financial assistance and 5) the organization provides free financial counselors to help patients determine how to meet their financial obligations for services provided Specifically financial counselors assist patients in applying for government assistance programs such as Medicaid or the organization's charity care program Any patient may request to speak to a financial counselor when being treated at the organization Uninsured patients who are admitted to the hospital will automatically receive help from a financial counselor These services are provided in writing and through interpretation services in the primary language of the patient requesting assistance Though the most often needed alternate language is Spanish, the organization can accommodate multiple languages including American Sign Language
Facility 1 -- Baylor Regional Medical Ctr at Plano	Part V, Section B, line 20d	The organizations financial assistance policy is developed to provide discounted care to those qualifying for financial assistance to where the amount charged under the policy will always be equal to or lower than the average of the three largest (by volume) negotiated commercial insurance rates However, for those qualifying as medically indigent and whose income level is from 200% to 500% of the federal poverty level shall not be billed more than 10% of their annual income which is generally lower than the methodology listed above and the three methods listed in Question Part V, Line 20ac

Identifier	ReturnReference	Explanation
Facility 2 -- Texas Heart Hospital of Southwest, LLP	Part V, Section B, line 3	<p>Creating healthy communities requires a high level of mutual understanding and collaboration with community individuals and partner groups. The development of the community health needs assessment brought together information from community health leaders and providers along with local residents for the purposes of researching, prioritizing and documenting the community health needs for the geographies served by the hospital facility. As an affiliate of Baylor Health Care System (BHCS), the hospital facility conducted its community health needs assessment with the assistance and direction of BHCS and the guidance of the BHCS Community Benefit Committee. The mission and role of the BHCS Community Benefit Committee is to assist the BHCS Board of Trustees in setting direction, identifying priorities, and monitoring performance in mission and vision integration into community benefits across the BHCS hospital system. The Committee is comprised of trustees (current System and community board members) and other community representatives appointed by the BHCS board of trustees. The hospital facility's community health needs assessment brings together information from a variety of sources. This assessment consolidates information from recent community health needs assessments conducted for the Texas Regional Healthcare Partnerships, the Dallas County Community Health Needs Assessment and the Consumer Health Report conducted by the National Research Corporation (NRC) for the hospital facility. Members from Baylor Health Care System participated in the development of these reports with other health care providers, community groups and others throughout the Dallas/Fort Worth Metroplex. These reports used a variety of methods to gather and assess the community including, but not limited to, surveys, meetings, and interviews. The hospital has also fostered continued community participation and outreach activities through membership in the Dallas Fort Worth Hospital Council. They have used data from this collaboration of health care providers, including data that served as the basis for this CHNA. This data drawn from a variety of local, state and federal sources represents the most recent evaluation of Dallas/Fort Worth residents health status and the assets available to the community for improving health. In addition, data was drawn from the Healthy North Texas website (www.healthytexas.org), which was created under the direction of the Dallas Fort Worth Hospital Council Foundations Community Health Collaborative. The website features data regarding overall population health. It boasts more than 100 local health indicators that can be compared across other Texas regions and the nation. The information can be used to expose crucial health concerns in North Texas, including incidents of diabetes, breast cancer and suicide. The site also has a database of information detailing ways to combat these health ailments. Sponsors of the site include Blue Cross Blue Shield of Texas, Communities Foundation of Texas, HCA North Texas, JPS Health Network, Methodist Health System, Texas Health Resources, University of North Texas Health Science Center and Baylor Health Care System. More detailed information can be found in the hospital community health needs assessment and community benefit plan located at the following website: http://www.baylorhealth.com/About/Community/Assessments/Pages/Default.aspx</p>
Facility 2 -- Texas Heart Hospital of Southwest, LLP	Part V, Section B, line 4	<p>As an affiliate of Baylor Health Care System, the hospital facility conducted its community health needs assessment with other related hospital facilities and with the assistance and direction of Baylor Health Care System. These related hospital facilities included the following: Baylor University Medical Center, Baylor All Saints Medical Center, Baylor Medical Center at Garland, Baylor Regional Medical Center at Grapevine, Baylor Regional Medical Center at Plano, Baylor Medical Center at Waxahachie, Baylor Medical Center at McKinney, Baylor Medical Center at Irving, Baylor Medical Center at Carrollton, Baylor Specialty Hospital, Our Childrens House at Baylor, Baylor Heart and Vascular Hospital, The Heart Hospital Baylor Plano, Baylor Medical Center at Frisco, Baylor Medical Center at Uptown, Irving/Coppell Surgical Hospital, Baylor Orthopedic and Spine Hospital at Arlington, Baylor Surgical Hospital at Fort Worth, Baylor Medical Center at Trophy Club, North Central Surgical Center, Baylor Institute for Rehabilitation at Dallas, Baylor Institute for Rehabilitation at Frisco, Baylor Institute for Rehabilitation at Northwest Dallas, Baylor Institute for Rehabilitation at Fort Worth, and Baylor Emergency Medical Center at Aubrey. Additionally, Baylor Health Care System also participated in numerous workgroups and studies used for other community health needs assessments conducted throughout the twelve county North Texas Region. The data and results of these various community health needs assessments were used by Baylor Health Care System and its affiliated hospital facilities to conduct their own community health needs assessments. Other hospital facilities in the community including county hospitals such as Parkland Memorial Hospital, John Peter Smith Hospital and other hospitals participated in these other community health needs assessments.</p>

Identifier	ReturnReference	Explanation
Facility 2 -- Texas Heart Hospital of Southwest, LLP	Part V, Section B, line 11	In addition to providing free care to financially indigent patients at 200% of the federal poverty guidelines (FPG), the organization provides discounted care to the medically indigent which is based on both the FPG (up to 500%) and the percentage of the patient's total bills from all providers in relation to the patient's annual income Pursuant to the charity care policy, a patient's total balance due will not exceed 10% of total annual income if the patient qualifies as medically indigent The organization also provides discounted care to those individuals whose amount of total bills, after all payments from third parties, exceeds 50% of the patient's annual income (regardless of the level of income) if the patient is unable to pay the remaining bill
Facility 2 -- Texas Heart Hospital of Southwest, LLP	Part V, Section B, line 12h	The hospital has adopted a financial assistance policy written in accordance with Texas Health and Safety Code Chapter 311 In general, that statute defines charity care as providing, funding or otherwise financially supporting health care services to a person classified by the hospital as financially or medically indigent, or providing funding or otherwise financially supporting health care services provided to financially indigent persons through other nonprofit or public clinics, hospitals or hospital organizations To determine if a patient meets the definition of financially or medically indigent in the statute, the number in the household is required Additionally, although assets and other resources are not included in the calculation to determine whether a patient is financially or medically indigent, the organization's policy reserves the right to allow the patient's assets or other resources to be considered when determining if financial assistance will be granted

Identifier	ReturnReference	Explanation
Facility 2 -- Texas Heart Hospital of Southwest, LLP	Part V, Section B, line 14g	<p>Measures to publicize the policy within the community served by the hospital facility, include but are not limited to, the following</p> <ol style="list-style-type: none"> 1) posting signs and notices regarding the charity care policy in the emergency departments, admitting areas and business offices located throughout the organization 2) annual posting regarding the organization's charity care program in the local newspapers 3) information regarding financial assistance, including the organization's charity care policy, is posted on the organization's website 4) notices about the organization's financial assistance policies are posted on each bill sent to patients including providing a phone number to access the customer service unit dedicated to answering patients billing questions, as well as provide information regarding financial assistance and 5) the organization provides free financial counselors to help patients determine how to meet their financial obligations for services provided <p>Specifically financial counselors assist patients in applying for government assistance programs such as Medicaid or the organization's charity care program</p> <p>Any patient may request to speak to a financial counselor when being treated at the organization</p> <p>Uninsured patients who are admitted to the hospital will automatically receive help from a financial counselor</p> <p>These services are provided in writing and through interpretation services in the primary language of the patient requesting assistance</p> <p>Though the most often needed alternate language is Spanish, the organization can accommodate multiple languages including American Sign Language</p>
Facility 2 -- Texas Heart Hospital of Southwest, LLP	Part V, Section B, line 20d	<p>The organizations financial assistance policy is developed to provide discounted care to those qualifying for financial assistance to where the amount charged under the policy will always be equal to or lower than the average of the three largest (by volume) negotiated commercial insurance rates</p> <p>However, for those qualifying as medically indigent and whose income level is from 200% to 500% of the federal poverty level shall not be billed more than 10% of their annual income which is generally lower than the methodology listed above and the three methods listed in Question Part V, Line 20ac</p>

Schedule I (Form 990)

OMB No 1545-0047

Grants and Other Assistance to Organizations, Governments and Individuals in the United States

2012

Complete if the organization answered "Yes," to Form 990, Part IV, line 21 or 22. Attach to Form 990

Open to Public Inspection

Department of the Treasury Internal Revenue Service

Name of the organization: Baylor Regional Medical Center at Plano

Employer identification number: 82-0551704

Part I General Information on Grants and Assistance

- 1 Does the organization maintain records to substantiate the amount of the grants or assistance...
2 Describe in Part IV the organization's procedures for monitoring the use of grant funds in the United States

Part II Grants and Other Assistance to Governments and Organizations in the United States. Complete if the organization answered "Yes" to Form 990, Part IV, line 21, for any recipient that received more than \$5,000.

Table with 8 columns: (a) Name and address of organization or government, (b) EIN, (c) IRC Code section if applicable, (d) Amount of cash grant, (e) Amount of non-cash assistance, (f) Method of valuation, (g) Description of non-cash assistance, (h) Purpose of grant or assistance. Includes entries for Dallas County Indigent Care Corporation and Baylor Research Institute.

2 Enter total number of section 501(c)(3) and government organizations listed in the line 1 table. 2
3 Enter total number of other organizations listed in the line 1 table. 0

Part III Grants and Other Assistance to Individuals in the United States. Complete if the organization answered "Yes" to Form 990, Part IV, line 22.

Part III can be duplicated if additional space is needed.

(a) Type of grant or assistance	(b) Number of recipients	(c) Amount of cash grant	(d) Amount of non-cash assistance	(e) Method of valuation (book, FMV, appraisal, other)	(f) Description of non-cash assistance

Part IV Supplemental Information.

Complete this part to provide the information required in Part I, line 2, Part III, column (b), and any other additional information

Identifier	Return Reference	Explanation
Procedure for Monitoring Grants in the U S	Part I, Line 2	Schedule I, Part I, Line 2 Monitoring Grants & Other Assistance As part of its mission, the organization provides grants and other assistance to related organizations and/or unrelated not-for-profit organizations which are religious, charitable, scientific, or educational in nature, within the meaning of Internal Revenue Code Section 501(c)(3), when the use will further one or more tenets of Baylor's charitable mission and one of the following criteria for use of these funds is met (1)Fulfills a need identified by a community needs assessment conducted by Baylor Health Care System (BHCS) or a third party (such as Community Health Check Up or by the United Way) and adopted as a priority by BHCS's Community Service Advisory Council, (2) Serves an under-served community or group of people through medical mission work to improve their health status For related organizations, all grants and other assistance are subject to the policies and procedures set forth by BHCS which ensures all funds are used in accordance with the guidelines set forth above and in accordance with the related organization's exempt purpose Grants and other assistance provided to unrelated organizations are typically monitored by personal inspection Examples include providing assistance to entities where the filing organization's employee serves as a Board Member for the recipient organization or through attendance at community events where the filing organization employees work as volunteers or to help coordinate these events

Schedule J
(Form 990)

Compensation Information

OMB No 1545-0047

2012

Open to Public Inspection

For certain Officers, Directors, Trustees, Key Employees, and Highest Compensated Employees

▶ Complete if the organization answered "Yes" to Form 990, Part IV, question 23.

▶ Attach to Form 990. ▶ See separate instructions.

Department of the Treasury
Internal Revenue Service

Name of the organization
Baylor Regional Medical Center at Plano

Employer identification number

82-0551704

Part I Questions Regarding Compensation

- 1a** Check the appropriate box(es) if the organization provided any of the following to or for a person listed in Form 990, Part VII, Section A, line 1a. Complete Part III to provide any relevant information regarding these items.
- | | |
|-------------------------------------------------------------------------------|--------------------------------------------------------------------------|
| <input type="checkbox"/> First-class or charter travel | <input type="checkbox"/> Housing allowance or residence for personal use |
| <input checked="" type="checkbox"/> Travel for companions | <input type="checkbox"/> Payments for business use of personal residence |
| <input checked="" type="checkbox"/> Tax indemnification and gross-up payments | <input type="checkbox"/> Health or social club dues or initiation fees |
| <input checked="" type="checkbox"/> Discretionary spending account | <input type="checkbox"/> Personal services (e.g., maid, chauffeur, chef) |

b If any of the boxes in line 1a are checked, did the organization follow a written policy regarding payment or reimbursement or provision of all of the expenses described above? If "No," complete Part III to explain

2 Did the organization require substantiation prior to reimbursing or allowing expenses incurred by all officers, directors, trustees, and the CEO/Executive Director, regarding the items checked in line 1a?

3 Indicate which, if any, of the following the filing organization used to establish the compensation of the organization's CEO/Executive Director. Check all that apply. Do not check any boxes for methods used by a related organization to establish compensation of the CEO/Executive Director, but explain in Part III

- | | |
|-------------------------------------------------------------------------|-------------------------------------------------------------------------------------|
| <input checked="" type="checkbox"/> Compensation committee | <input type="checkbox"/> Written employment contract |
| <input checked="" type="checkbox"/> Independent compensation consultant | <input checked="" type="checkbox"/> Compensation survey or study |
| <input type="checkbox"/> Form 990 of other organizations | <input checked="" type="checkbox"/> Approval by the board or compensation committee |

4 During the year, did any person listed in Form 990, Part VII, Section A, line 1a with respect to the filing organization or a related organization

- a** Receive a severance payment or change-of-control payment?
- b** Participate in, or receive payment from, a supplemental nonqualified retirement plan?
- c** Participate in, or receive payment from, an equity-based compensation arrangement?
If "Yes" to any of lines 4a-c, list the persons and provide the applicable amounts for each item in Part III

Only 501(c)(3) and 501(c)(4) organizations only must complete lines 5-9.

5 For persons listed in Form 990, Part VII, Section A, line 1a, did the organization pay or accrue any compensation contingent on the revenues of

- a** The organization?
- b** Any related organization?

If "Yes," to line 5a or 5b, describe in Part III

6 For persons listed in Form 990, Part VII, Section A, line 1a, did the organization pay or accrue any compensation contingent on the net earnings of

- a** The organization?
- b** Any related organization?

If "Yes," to line 6a or 6b, describe in Part III

7 For persons listed in Form 990, Part VII, Section A, line 1a, did the organization provide any non-fixed payments not described in lines 5 and 6? If "Yes," describe in Part III

8 Were any amounts reported in Form 990, Part VII, paid or accrued pursuant to a contract that was subject to the initial contract exception described in Regulations section 53.4958-4(a)(3)? If "Yes," describe in Part III

9 If "Yes" to line 8, did the organization also follow the rebuttable presumption procedure described in Regulations section 53.4958-6(c)?

	Yes	No
1b	Yes	
2	Yes	
4a		No
4b	Yes	
4c		No
5a		No
5b		No
6a		No
6b		No
7	Yes	
8		No
9		

Part II Officers, Directors, Trustees, Key Employees, and Highest Compensated Employees. Use duplicate copies if additional space is needed.

For each individual whose compensation must be reported in Schedule J, report compensation from the organization on row (i) and from related organizations, described in the instructions, on row (ii) Do not list any individuals that are not listed on Form 990, Part VII

Note. The sum of columns (B)(i)-(iii) for each listed individual must equal the total amount of Form 990, Part VII, Section A, line 1a, applicable column (D) and (E) amounts for that individual

(A) Name and Title	(B) Breakdown of W-2 and/or 1099-MISC compensation			(C) Retirement and other deferred compensation	(D) Nontaxable benefits	(E) Total of columns (B)(i)-(D)	(F) Compensation reported as deferred in prior Form 990
	(i) Base compensation	(ii) Bonus & incentive compensation	(iii) Other reportable compensation				
See Additional Data Table							

Part III Supplemental Information

Complete this part to provide the information, explanation, or descriptions required for Part I, lines 1a, 1b, 3, 4a, 4b, 4c, 5a, 5b, 6a, 6b, 7, and 8, and for Part II. Also complete this part for any additional information.

Identifier	Return Reference	Explanation
	Part I, Line 1a	Tax indemnification and gross-up payments-The organization provides tax indemnification where an authorized member of management determines there is justification to reimburse an individual for the tax impact on certain taxable, non-cash benefits provided to them. All tax indemnification payments provided are treated as taxable compensation. Three of the persons listed in the Form 990, Part VII, Section A, received this benefit during the tax year.
	Part I, Line 1a	Travel for companions-The organization reimburses eligible employees and board members certain reasonable travel expenses associated with spousal travel where the spouse's presence is important to the event. These events may include, for example, board meetings, business meetings, and award ceremonies approved by the organization's governing body and/or President. All spousal travel reimbursements are treated as taxable compensation. One person listed in the Form 990, Part VII, Section A, received this benefit during the tax year.
	Part I, Line 1a	Discretionary spending account-The organization provides eligible employees who travel frequently in their personal vehicle an auto expense allowance in lieu of reimbursement for business mileage under the organization's business travel and expense reimbursement policy. All auto expense allowances are treated as taxable compensation. One person listed in the Form 990, Part VII, Section A, received this benefit during the tax year.
	Part I, Line 4b	In order to recruit and retain key talent, Baylor Health Care System ("BHCS") offers a supplemental non qualified retirement plan to eligible employees. The plan provides an annual benefit (based on a percentage of compensation) to the employee which is paid to the employee on a future date upon vesting in the plan. The following individual(s) participated in and/or received payments (noted in parenthesis) from BHCS' supplemental non qualified retirement plan during the tax year: Jerri Garison, Paul Madeley, M D (\$299,220), and William Boyd (\$253,486). Also, select certain officers, as designated by BHCS's governing body, are eligible to participate in a Long Term Incentive Plan that is designed to recognize the key senior leaders value and contribution to BHCS as well as align their compensation to the long term strategy of BHCS. Performance targets are based upon a percentage of the participants base salary and are developed by independent third party expert(s) using market competitive data within the guides of reasonableness. The plan is based on BHCS's three-year performance against its peers, determined based on peer rankings or percentile rankings in quality, patient satisfaction and financial performance. At the end of three years, awards are determined by BHCS's governing body for participants. Payouts are partially made in cash and the remainder vests over an additional two year period. The following individuals participated in and/or received payments (noted in parenthesis) from this plan during the tax year: Jerri Garison (\$67,728) and William Boyd (\$214,839).
	Part I, Line 7	The organization has adopted and implemented BHCS's, the organization's sole member, Performance Award Program to provide a market competitive total cash compensation incentive program that is designed to attract and retain key leaders and establish greater individual accountability and alignment to business performance. Payout targets are based upon a percentage of base pay and are developed by independent third party expert(s) using comparable market competitive data within the bounds of reasonableness and that are reviewed and approved by BHCS's governing body. Payout levels are based upon a combination of system, entity, and individual performance using various metrics related to quality, patient satisfaction, employee retention, and financial stewardship. BHCS's governing body may approve modifications to annual incentive awards provided under the program consistent with market comparability data.
Supplemental Information	Part III	Supplemental Information: Governing Body Compensation. The members of the governing body serve on a voluntary basis and receive no cash compensation from the organization for these duties as a member of the governing body. Some, but not all, members have received modest benefits incident to their service on the board and/or multiple board committees or received compensation as an employee of a related organization. These benefits include reimbursement for certain reasonable expenses paid on behalf of the member's spouse while accompanying the member on business travel on behalf of the related organization and/or a wellness physical. All such benefits are treated as taxable compensation to the extent required by law and are reported in the Form 990 where applicable.

Software ID:
Software Version:
EIN: 82-0551704
Name: Baylor Regional Medical Center at Plano

Form 990, Schedule J, Part II - Officers, Directors, Trustees, Key Employees, and Highest Compensated Employees

(A) Name		(B) Breakdown of W-2 and/or 1099-MISC compensation			(C) Deferred compensation	(D) Nontaxable benefits	(E) Total of columns (B)(i)-(D)	(F) Compensation reported in prior Form 990 or Form 990-EZ
		(i) Base Compensation	(ii) Bonus & incentive compensation	(iii) Other compensation				
Paul Madeley MD	(i)	0	0	0	0	0	0	0
	(ii)	422,718	1,786	334,438	54,893	17,317	831,152	299,220
Deanne Kindred	(i)	203,353	39,078	9,231	10,406	17,750	279,818	0
	(ii)	0	0	0	0	0	0	0
Ellen Pitcher	(i)	197,673	35,593	0	10,022	15,744	259,032	0
	(ii)	0	0	0	0	0	0	0
Jerrri Garison	(i)	407,660	173,988	17,139	118,138	20,527	737,452	0
	(ii)	0	0	0	0	0	0	0
William Boyd	(i)	0	0	0	0	0	0	0
	(ii)	561,174	291,880	383,417	194,567	25,952	1,456,990	360,186
Rochelle Genn	(i)	135,398	5,000	122	5,247	17,666	163,433	0
	(ii)	0	0	0	0	0	0	0
Alina Buono	(i)	147,910	18,292	0	7,575	16,459	190,236	0
	(ii)	0	0	0	0	0	0	0
Elmer Staton	(i)	123,051	18,377	2,751	6,400	17,768	168,347	0
	(ii)	0	0	0	0	0	0	0
Alice Kern-Kirby	(i)	116,121	20,829	0	6,070	23,028	166,048	0
	(ii)	0	0	0	0	0	0	0
Alfred Franco	(i)	136,894	375	1,457	4,185	20,427	163,338	0
	(ii)	0	0	0	0	0	0	0

SCHEDULE O
(Form 990 or 990-EZ)

Department of the Treasury
Internal Revenue Service

Supplemental Information to Form 990 or 990-EZ

**Complete to provide information for responses to specific questions on
Form 990 or to provide any additional information.**
▶ **Attach to Form 990 or 990-EZ.**

OMB No 1545-0047

2012

**Open to Public
Inspection**

Name of the organization
Baylor Regional Medical Center at Plano

Employer identification number

82-0551704

Identifier	Return Reference	Explanation
	Form 990, Part VI, Section A, line 6	Members or stockholders The organization is a Texas nonprofit membership organization in which Baylor Health Care System ("BHCS"), a tax exempt, Texas nonprofit corporation, is the sole member

Identifier	Return Reference	Explanation
	Form 990, Part VI, Section A, line 7a	Election of members of governing body by members, stockholders, or other persons The sole member, BHCS, elects and removes the members of the governing body

Identifier	Return Reference	Explanation
	Form 990, Part VI, Section A, line 7b	Governing body decisions subject to approval All rights and powers are reserved to the sole member, BHCS, except only those rights and powers expressly set forth in the bylaws, required by state or federal law , or to meet the requirements and standards promulgated by Joint Commission For example, the member's reserved rights and powers include, without limitation, approval of the organization's articles of incorporation and bylaws and amendments thereto, appointment and removal of members of the organization's governing body, approval of dissolutions and mergers, and other similar decisions over the organization

Identifier	Return Reference	Explanation
	Form 990, Part VI, Section B, line 11	Process used to review the Form 990 The Form 990 is prepared and reviewed by BHCS's tax department During the return preparation process the tax department works with other functional areas including finance, accounting, treasury, legal, human resources, and corporate compliance for advice, information and assistance to prepare a complete and accurate return Upon completion, the Form 990 is reviewed by the organization's President, financial officer and/or other key officers A complete final copy of the return is provided to the organization's governing body prior to filing with the IRS

Identifier	Return Reference	Explanation
	Form 990, Part VI, Section B, line 12c	<p>Process used to monitor and enforce compliance with the organization's conflict of interest policy. Persons with the actual or perceived ability to influence the organization have the duty to disclose annually and otherwise promptly as potential conflicts are identified, any familial, professional or financial relationships with entities or individuals that do, or seek to do business with the organization or that compete with the organization. These individuals include the organization's officers, governing body, management, physicians with administrative services agreements and other key personnel who interact with outside organizations or businesses on behalf of the organization. The BHCS Board of Trustees Audit and Compliance Committee and the BHCS Corporate Compliance Committee reviewed all relevant disclosures submitted by these individuals to determine whether a conflict of interest exists and to determine an appropriate resolution, if necessary. Any individual with a perceived or potential conflict is prohibited from voting or participating in the decision making process regarding such transaction with that individual.</p>

Identifier	Return Reference	Explanation
	Form 990, Part VI, Section B, line 15	<p>Process for determining compensation The organization, a controlled affiliate of BHCS, recognizes that those chosen to lead the organization are vital to its ongoing success and growth Thus, it must attract, retain and engage the highest quality officers and key employees to lead the organization and help BHCS maintain its national reputation for achieving high targets for medical quality, patient safety, and patient satisfaction A significant portion of the organization's officers' and key employees' total compensation is based on significant performance achievements This strategy, known as the Performance Award Program, works to put a greater emphasis on the importance of the organization achieving targeted improvements in the areas of People, Quality, Patient Satisfaction and Financial Stewardship, annually Total executive compensation is part of an integrated talent management strategy developed by the BHCS Board of Trustees and its Compensation and Governance Committee (Committee) to attract, motivate, and retain the best leadership resources for the organization Executive compensation is determined pursuant to guidelines outlined in the intermediate sanction rules under IRC Section 4958 including taking steps to meet the rebuttable presumption standard of reasonableness under Treasury Regulation 53.4958-6, as summarized below</p> <p>When making compensation decisions, the organization compares itself to similar-sized, and structured businesses including other integrated health care service systems and other similar-sized organizations, both locally and nationally The BHCS Board of Trustees and Committee, on behalf of the organization, work directly with independent compensation expert(s) to identify reasonable and competitive market rates as well as provide an annual review of the total compensation of the organization's top management officials and key employees The Committee is made up of members of the BHCS Board of Trustees, who are independent, community volunteers Guided by the information provided by the independent compensation expert(s), the Committee approves and recommends to the BHCS Board of Trustees salary increases, earned incentives, and benefit offerings for the organization's President, other officers and/or key employees to be comparable to similar organizations for similar services and/or positions Furthermore, the Committee is charged with the responsibility of reviewing annually the major elements of the executive compensation program to assure designs remain consistent with the business needs, market practices, and compensation philosophy As part of the decision making process, the Committee will often meet in executive session to discuss and review recommendations made by the independent compensation expert(s) During the executive session no officer or key employee whose compensation is being reviewed is present during these discussions All decisions are contemporaneously documented in the Committee minutes which are timely reviewed and approved by the Committee</p>

Identifier	Return Reference	Explanation
	Form 990, Part VI, Section C, line 19	<p>Process for making governing documents, conflict of interest policy, & financial statements available to the public</p> <p>The organization's articles of incorporation and amendments thereto are made available to the public by the filing of those documents with the Texas Secretary of State. Also, the organization is included within the combined financial statements of BHCS that are made available to the public by the posting of those documents through DAC Bond and are attached to this return. The organization's other governing documents and conflicts of interest policy are not made available to the public.</p>

Identifier	Return Reference	Explanation
Other Fees	Form 990, Part IX, line 11g	<p>Intercompany Expenses Program service expenses 2,228,776 Management and general expenses 2,326,653 Fundraising expenses 0 Total expenses 4,555,429 Contract Labor Program service expenses 4,773,726 Management and general expenses 0 Fundraising expenses 0 Total expenses 4,773,726 Other Purchased Services Program service expenses 4,128,092 Management and general expenses 291,980 Fundraising expenses 0 Total expenses 4,420,072 Repairs Program service expenses 2,298,023 Management and general expenses 41,333 Fundraising expenses 0 Total expenses 2,339,356 Professional Fees Program service expenses 1,243,201 Management and general expenses 39,824 Fundraising expenses 0 Total expenses 1,283,025 Lab Fees Program service expenses 1,612,791 Management and general expenses 0 Fundraising expenses 0 Total expenses 1,612,791 Corporate Overhead Program service expenses 0 Management and general expenses 14,345,230 Fundraising expenses 0 Total expenses 14,345,230</p>

Identifier	Return Reference	Explanation
Changes in Net Assets or Fund Balances	Form 990, Part XI, line 9	Change in Net Assets Held at BHCS Foundation -134,744 Transfer to/from BHCS-Liability Reserve -898,247

Identifier	Return Reference	Explanation
	Supplemental Information Section 6038 Statement	Baylor Plano is controlled by BHCS, Employer Identification Number 75-1812652. BHCS also owns Health Care Insurance Company of Texas, Ltd (HCIC). HCIC is a controlled foreign corporation. BHCS furnishes all information required of Baylor Plano by IRC Section 6038 and the regulations thereunder with respect to HCIC. Therefore, pursuant to Treasury Regulation Sec. 1.6038-2(j)(2), Baylor Plano is excepted from providing such information. BHCS files its Return of Organization Exempt from Income Tax in Ogden, Utah.

**SCHEDULE R
(Form 990)**

Related Organizations and Unrelated Partnerships

OMB No 1545-0047

2012

**Open to Public
Inspection**

▶ **Complete if the organization answered "Yes" to Form 990, Part IV, line 33, 34, 35, 36, or 37.**
▶ **Attach to Form 990.** ▶ **See separate instructions.**

Department of the Treasury
Internal Revenue Service

Name of the organization
Baylor Regional Medical Center at Plano

Employer identification number

82-0551704

Part I Identification of Disregarded Entities (Complete if the organization answered "Yes" to Form 990, Part IV, line 33.)

(a) Name, address, and EIN (if applicable) of disregarded entity	(b) Primary activity	(c) Legal domicile (state or foreign country)	(d) Total income	(e) End-of-year assets	(f) Direct controlling entity

Part II Identification of Related Tax-Exempt Organizations (Complete if the organization answered "Yes" to Form 990, Part IV, line 34 because it had one or more related tax-exempt organizations during the tax year.)

(a) Name, address, and EIN of related organization	(b) Primary activity	(c) Legal domicile (state or foreign country)	(d) Exempt Code section	(e) Public charity status (if section 501(c)(3))	(f) Direct controlling entity	(g) Section 512(b)(13) controlled entity?	
						Yes	No
See Additional Data Table							

Part III Identification of Related Organizations Taxable as a Partnership (Complete if the organization answered "Yes" to Form 990, Part IV, line 34 because it had one or more related organizations treated as a partnership during the tax year.)

(a) Name, address, and EIN of related organization	(b) Primary activity	(c) Legal domicile (state or foreign country)	(d) Direct controlling entity	(e) Predominant income(related, unrelated, excluded from tax under sections 512- 514)	(f) Share of total income	(g) Share of end-of-year assets	(h) Disproportionate allocations?		(i) Code V—UBI amount in box 20 of Schedule K-1 (Form 1065)	(j) General or managing partner?		(k) Percentage ownership
							Yes	No		Yes	No	
See Additional Data Table												

Part IV Identification of Related Organizations Taxable as a Corporation or Trust (Complete if the organization answered "Yes" to Form 990, Part IV, line 34 because it had one or more related organizations treated as a corporation or trust during the tax year.)

(a) Name, address, and EIN of related organization	(b) Primary activity	(c) Legal domicile (state or foreign country)	(d) Direct controlling entity	(e) Type of entity (C corp, S corp, or trust)	(f) Share of total income	(g) Share of end- of-year assets	(h) Percentage ownership	(i) Section 512 (b)(13) controlled entity?	
								Yes	No
See Additional Data Table									

Part V Transactions With Related Organizations (Complete if the organization answered "Yes" to Form 990, Part IV, line 34, 35b, or 36.)

Note. Complete line 1 if any entity is listed in Parts II, III, or IV of this schedule

1 During the tax year, did the organization engage in any of the following transactions with one or more related organizations listed in Parts II-IV?

- a** Receipt of **(i)** interest **(ii)** annuities **(iii)** royalties or **(iv)** rent from a controlled entity
- b** Gift, grant, or capital contribution to related organization(s)
- c** Gift, grant, or capital contribution from related organization(s)
- d** Loans or loan guarantees to or for related organization(s)
- e** Loans or loan guarantees by related organization(s)

- f** Dividends from related organization(s)
- g** Sale of assets to related organization(s)
- h** Purchase of assets from related organization(s)
- i** Exchange of assets with related organization(s)
- j** Lease of facilities, equipment, or other assets to related organization(s)

- k** Lease of facilities, equipment, or other assets from related organization(s)
- l** Performance of services or membership or fundraising solicitations for related organization(s)
- m** Performance of services or membership or fundraising solicitations by related organization(s)
- n** Sharing of facilities, equipment, mailing lists, or other assets with related organization(s)
- o** Sharing of paid employees with related organization(s)

- p** Reimbursement paid to related organization(s) for expenses
- q** Reimbursement paid by related organization(s) for expenses

- r** Other transfer of cash or property to related organization(s)
- s** Other transfer of cash or property from related organization(s)

	Yes	No
1a	Yes	
1b	Yes	
1c	Yes	
1d		No
1e		No
1f		No
1g		No
1h		No
1i		No
1j		No
1k	Yes	
1l	Yes	
1m	Yes	
1n		No
1o		No
1p	Yes	
1q		No
1r	Yes	
1s	Yes	

2 If the answer to any of the above is "Yes," see the instructions for information on who must complete this line, including covered relationships and transaction thresholds

(a) Name of other organization	(b) Transaction type (a-s)	(c) Amount involved	(d) Method of determining amount involved
See Additional Data Table			

Part VI Unrelated Organizations Taxable as a Partnership (Complete if the organization answered "Yes" to Form 990, Part IV, line 37.)

Provide the following information for each entity taxed as a partnership through which the organization conducted more than five percent of its activities (measured by total assets or gross revenue) that was not a related organization. See instructions regarding exclusion for certain investment partnerships.

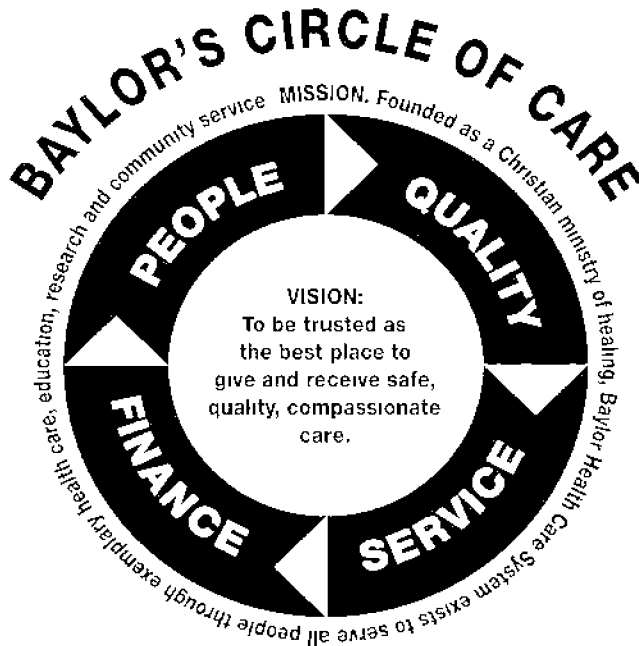
(a) Name, address, and EIN of entity	(b) Primary activity	(c) Legal domicile (state or foreign country)	(d) Predominant income (related, unrelated, excluded from tax under section 512-514)	(e) Are all partners section 501(c)(3) organizations?		(f) Share of total income	(g) Share of end-of-year assets	(h) Disproportionate allocations?		(i) Code V—UBI amount in box 20 of Schedule K-1 (Form 1065)	(j) General or managing partner?		(k) Percentage ownership
				Yes	No			Yes	No		Yes	No	

Form 990, Schedule R, Part IV - Identification of Related Organizations Taxable as a Corporation or Trust									
(a) Name, address, and EIN of related organization	(b) Primary activity	(c) Legal domicile (state or foreign country)	(d) Direct controlling entity	(e) Type of entity (C corp, S corp, or trust)	(f) Share of total income	(g) Share of end-of-year assets	(h) Percentage ownership	(i) Section 512(b)(13) controlled entity?	
								Yes	No
Baylor Health Enterprises LP 2001 Bryan Street Suite 2200 Dallas, TX 75201 75-1997378	Fitness Center/Pharmacy/Hotel	TX	N/A	C				Yes	
Baylor Health Network Inc 2001 Bryan Street Suite 2200 Dallas, TX 75201 75-2463251	Billing/ Collection	TX	N/A	C				Yes	
BMP Incorporated 2001 Bryan Street Suite 2200 Dallas, TX 75201 75-1436779	Post Office	TX	N/A	C				Yes	
Health Care Insurance Company of Texas Ltd PO Box GT 720 W Bay Rd Grand Cayman CJ 98-0403182	Investments	CJ	N/A	C				Yes	
Baylor Med Ctr at Grapevine Condo Owners Association Inc 2001 Bryan Street Suite 2200 Dallas, TX 75201 75-2747555	Condo Association	TX	N/A	C				Yes	
BUMCRoberts Condominium Owners Association Inc 2001 Bryan Street Suite 2200 Dallas, TX 75201 75-2897806	Condo Association	TX	N/A	C				Yes	
Baylor All Saints Med Cntr at Ft Worth Condo Owners Association Inc 2001 Bryan Street Suite 2200 Dallas, TX 75201 26-1661900	Condo Association	TX	N/A	C				Yes	
Baylor Quality Health Care Alliance LLC 2001 Bryan Street Suite 2200 Dallas, TX 75201 45-4015863	ACO	TX	N/A	C	438,181	36,652	12 500 %	Yes	

--> Form 990, Schedule R, Part V - Transactions With Related Organizations			
(a) Name of other organization	(b) Transaction type(a-s)	(c) Amount Involved	(d) Method of determining amount involved
Baylor Health Care System Foundation	C	312,740	GAAP
Texas Heart Hospital of the Southwest LLP	S	32,317,588	GAAP
HealthTexas Provider Network	A	105,704	GAAP
Texas Heart Hospital of the Southwest LLP	L	448,964	GAAP
Baylor Health Care System	M	27,400,056	GAAP
Baylor University Medical Center	M	178,934	GAAP
HealthTexas Provider Network	M	2,581,061	GAAP
MEDCO Construction LLC	M	130,776	GAAP
Texas Heart Hospital of the Southwest LLP	M	412,568	GAAP
Baylor Health Care System	P	192,909	GAAP
Baylor Health Care System	R	3,358,739	GAAP
BIR JV LLP	M	1,426,794	GAAP
Baylor All Saints Medical Center	K	101,899	GAAP
BIR JV LLP	A	262,815	GAAP
Baylor Medical Center at Irving	M	84,336	GAAP
Baylor Medical Centers at Garland and McKinney	L	90,028	GAAP
Baylor Research Institute	B	103,018	GAAP



**Combined Financial Statements
and Supplementary Information**
Years ended June 30, 2013 and 2012



BAYLOR HEALTH CARE SYSTEM
Combined Financial Statements and Supplementary Information
Years Ended June 30, 2013 and 2012

BAYLOR HEALTH CARE SYSTEM

Combined Financial Statements and Supplementary Information

Years Ended June 30, 2013 and 2012

CONTENTS

Independent Auditor's Report

Audited Combined Financial Statements

Combined Balance Sheets	2
Combined Statements of Operations and Changes in Net Assets	3
Combined Statements of Cash Flows	5
Notes to Combined Financial Statements	7

Supplementary Information

Independent Auditor's Report on Accompanying Information	52
Other Community Benefits - Unaudited	53



Independent Auditor's Report

To the Board of Trustees
Baylor Health Care System:

We have audited the accompanying combined financial statements of Baylor Health Care System and its subsidiaries, which comprise the combined balance sheets as of June 30, 2013 and 2012, and the related combined statements of operations and changes in net assets, and of cash flows for the years then ended.

Management's Responsibility for the Combined Financial Statements

Management is responsible for the preparation and fair presentation of the combined financial statements in accordance with accounting principles generally accepted in the United States of America; this includes the design, implementation, and maintenance of internal control relevant to the preparation and fair presentation of combined financial statements that are free from material misstatement, whether due to fraud or error.

Auditor's Responsibility

Our responsibility is to express an opinion on the combined financial statements based on our audits. We conducted our audits in accordance with auditing standards generally accepted in the United States of America. Those standards require that we plan and perform the audit to obtain reasonable assurance about whether the combined financial statements are free from material misstatement.

An audit involves performing procedures to obtain audit evidence about the amounts and disclosures in the combined financial statements. The procedures selected depend on our judgment, including the assessment of the risks of material misstatement of the combined financial statements, whether due to fraud or error. In making those risk assessments, we consider internal control relevant to the Company's preparation and fair presentation of the combined financial statements in order to design audit procedures that are appropriate in the circumstances, but not for the purpose of expressing an opinion on the effectiveness of the Company's internal control. Accordingly, we express no such opinion. An audit also includes evaluating the appropriateness of accounting policies used and the reasonableness of significant accounting estimates made by management, as well as evaluating the overall presentation of the combined financial statements. We believe that the audit evidence we have obtained is sufficient and appropriate to provide a basis for our audit opinion.

Opinion

In our opinion, the combined financial statements referred to above present fairly, in all material respects, the financial position of Baylor Health Care System and subsidiaries at June 30, 2013 and 2012, and the results of their operations and their cash flows for the years then ended in accordance with accounting principles generally accepted in the United States of America.

As discussed in Note 2, effective July 1, 2012, Baylor Health Care System changed its method for presentation for bad debt expense relating to patient service revenue.

A handwritten signature in cursive script that reads "PricewaterhouseCoopers LLP".

November 8, 2013

BAYLOR HEALTH CARE SYSTEM

COMBINED BALANCE SHEETS - JUNE 30, 2013 AND 2012
(In thousands)

ASSETS	<u>2013</u>	<u>2012</u>	LIABILITIES AND NET ASSETS	<u>2013</u>	<u>2012</u>
CURRENT ASSETS			CURRENT LIABILITIES		
Cash and cash equivalents	\$ 285,045	\$ 261,348	Current maturities of long-term debt and capital lease obligations	\$ 37,907	\$ 37,519
Short-term investments	42,051	55,869	Long-term debt subject to short-term remarketing arrangements	95,000	50,000
THVG funds due from United Surgical Partners, Inc	48,396	46,854	Trade accounts payable	151,523	156,001
Accounts receivable			Payable under securities lending program	177,159	165,281
Patient, net of allowance for uncollectibles of \$148,457 in 2013 and \$126,478 in 2012	419,810	395,266	Accrued liabilities		
Other	118,870	30,724	Payroll related	193,565	182,552
Invested collateral - securities lending program	177,159	165,281	Third-party programs	51,696	51,569
Other current assets	<u>120,698</u>	<u>118,156</u>	Other	<u>141,963</u>	<u>126,059</u>
Total current assets	<u>1,212,029</u>	<u>1,073,498</u>	Total current liabilities	<u>848,813</u>	<u>768,981</u>
LONG-TERM INVESTMENTS			LONG-TERM DEBT AND CAPITAL LEASE OBLIGATIONS, less current maturities	1,283,538	1,186,028
Unrestricted	1,620,845	1,440,238	OTHER LONG-TERM LIABILITIES		
Restricted	<u>297,730</u>	<u>273,709</u>	Self insurance and other insurance liabilities	53,108	57,574
Total long-term investments	<u>1,918,575</u>	<u>1,713,947</u>	Interest rate swap liability, net	78,389	91,477
ASSETS WHOSE USE IS LIMITED			Other	<u>129,272</u>	<u>126,505</u>
Other designated assets	23,474	7,633	Total other long-term liabilities	<u>260,769</u>	<u>275,556</u>
Self insurance retention trust	53,098	66,016	Total liabilities	<u>2,393,120</u>	<u>2,230,565</u>
Funds held by bond trustee	<u>136,906</u>	<u>37,345</u>	COMMITMENTS AND CONTINGENCIES		
Total assets whose use is limited	<u>213,478</u>	<u>110,994</u>	NONCONTROLLING INTERESTS – REDEEMABLE	180,986	148,008
ASSETS HELD FOR SALE	3,635	3,635	NET ASSETS		
PROPERTY AND EQUIPMENT, net	2,128,280	2,068,308	Unrestricted - attributable to BHCS	2,806,732	2,490,551
CONTRIBUTIONS RECEIVABLE, net	59,570	51,252	Unrestricted - noncontrolling interests - nonredeemable	<u>120,666</u>	<u>119,941</u>
INVESTMENTS OF INSURANCE SUBSIDIARIES	2,161	2,163	Total unrestricted net assets	2,927,398	2,610,492
OTHER LONG-TERM ASSETS			Temporarily restricted	177,625	152,209
Equity investments in unconsolidated entities	13,999	9,057	Permanently restricted	<u>180,104</u>	<u>175,284</u>
Goodwill and intangible assets, net	279,262	252,977	Total net assets	<u>3,285,127</u>	<u>2,937,985</u>
Other	<u>28,244</u>	<u>30,727</u>	Total liabilities and net assets	<u>\$ 5,859,233</u>	<u>\$ 5,316,558</u>
Total other long-term assets	<u>321,505</u>	<u>292,761</u>			
Total assets	<u>\$ 5,859,233</u>	<u>\$ 5,316,558</u>			

See accompanying notes

BAYLOR HEALTH CARE SYSTEM

COMBINED STATEMENTS OF OPERATIONS AND CHANGES IN NET ASSETS

FOR THE YEARS ENDED JUNE 30, 2013 AND 2012

(In thousands)

	2013	2012
OPERATING REVENUE		
Net patient care revenue	\$ 4,055,561	\$ 3,921,273
Less patient related bad debt expense	<u>140,410</u>	<u>239,566</u>
Net patient care revenue, net of patient related bad debt expense	3,915,151	3,681,707
Other operating revenue	147,687	107,015
Net assets released from restrictions for operations	<u>60,802</u>	<u>57,224</u>
Total operating revenue	<u>4,123,640</u>	<u>3,845,946</u>
OPERATING EXPENSES		
Salaries, wages, and employee benefits	1,955,650	1,834,477
Supplies	742,408	708,747
Other operating expenses	839,705	764,396
Depreciation and amortization	231,531	209,652
Interest	<u>61,198</u>	<u>64,189</u>
Total operating expenses	<u>3,830,492</u>	<u>3,581,461</u>
Income from operations	<u>293,148</u>	<u>264,485</u>
NONOPERATING GAINS (LOSSES)		
Gains on investments, net	182,241	12,021
Gains (losses) on interest rate swap, net	28,588	(40,373)
Contributions	548	729
Equity in losses of unconsolidated entities	(4,224)	(3,862)
Loss from extinguishment of debt	(1,027)	(2,983)
Loss on fixed asset sales and disposals, net	(722)	(2,896)
Other	<u>412</u>	<u>227</u>
Total nonoperating gains (losses)	<u>205,816</u>	<u>(37,137)</u>
REVENUE AND GAINS IN EXCESS OF EXPENSES AND LOSSES BEFORE TAXES	498,964	227,348
LESS INCOME TAX EXPENSE	<u>10,232</u>	<u>7,330</u>
REVENUE AND GAINS IN EXCESS OF EXPENSES AND LOSSES	488,732	220,018

BAYLOR HEALTH CARE SYSTEM

COMBINED STATEMENTS OF OPERATIONS AND CHANGES IN NET ASSETS - continued

FOR THE YEARS ENDED JUNE 30, 2013 AND 2012

(In thousands)

	2013	2012
OTHER CHANGES IN UNRESTRICTED NET ASSETS		
Unrealized gains on investments, net	\$ 63	\$ 444
Net assets released from restrictions for capital expenditures	6,647	4,291
Other changes in net assets attributable to noncontrolling interests - nonredeemable	(46,017)	(43,587)
Revenue and gains in excess of expenses and losses attributable to noncontrolling interests - redeemable	(137,473)	(128,071)
Net assets acquired	-	5,269
Other	4,954	(6,017)
INCREASE IN UNRESTRICTED NET ASSETS	316,906	52,347
CHANGES IN TEMPORARILY RESTRICTED NET ASSETS		
Contributions	63,159	59,728
Realized gains and investment income, net	15,453	20,372
Unrealized gains (losses) on investments, net	12,810	(17,550)
Change in value of split-interest agreements	2,698	853
Net assets released from restrictions for operations	(60,802)	(57,224)
Net assets released from restrictions for capital expenditures	(6,647)	(4,291)
Other	(1,255)	2,900
INCREASE IN TEMPORARILY RESTRICTED NET ASSETS	25,416	4,788
CHANGES IN PERMANENTLY RESTRICTED NET ASSETS		
Contributions	1,829	4,311
Realized gains and investment income, net	194	179
Unrealized gains (losses) on investments, net	378	(82)
Change in value of split-interest agreements	1,268	(141)
Other	1,151	(4,096)
INCREASE IN PERMANENTLY RESTRICTED NET ASSETS	4,820	171
INCREASE IN NET ASSETS	347,142	57,306
NET ASSETS, beginning of year	2,937,985	2,880,679
NET ASSETS, end of year	\$ 3,285,127	\$ 2,937,985

See accompanying notes

BAYLOR HEALTH CARE SYSTEM

COMBINED STATEMENTS OF CASH FLOWS

FOR THE YEARS ENDED JUNE 30, 2013 AND 2012

(In thousands)

	2013	2012
CASH FLOWS FROM OPERATING ACTIVITIES		
Increase in net assets	\$ 347,142	\$ 57,306
Adjustments to reconcile increase in net assets to net cash provided by operating activities		
Loss from extinguishment of debt	1,027	2,983
Unrealized (gains) losses on investments, net	(77,746)	89,809
Realized gains on sales of investments, net	(91,187)	(48,519)
(Gains) losses on interest rate swap, net	(28,588)	40,373
Contributions restricted for long-term purposes	(1,829)	(4,311)
Patient related bad debt expense	140,410	239,566
Depreciation and amortization	231,531	209,652
Loss on fixed asset sales and disposals, net	722	10,869
Change in value of split-interest agreements	(3,966)	(712)
Deferred rent	2,007	3,014
Other changes attributable to noncontrolling interests	183,032	168,333
Changes in operating assets and liabilities (net of acquisitions)		
Increase in net patient accounts receivable	(159,256)	(232,889)
(Increase) decrease in other accounts receivable	(88,098)	35,817
Increase in other assets	(14,419)	(34,675)
Increase in trade accounts payable and accrued liabilities	35,145	3,178
Decrease in other liabilities	(4,645)	(16,022)
Net cash provided by operating activities	471,282	523,772
CASH FLOWS FROM INVESTING ACTIVITIES		
Purchases of property and equipment	(263,725)	(334,506)
Cash proceeds from sales of assets	1,007	10,069
Cash paid for acquisitions, net of cash received	(26,005)	(20,969)
Increase in THVG funds due from United Surgical Partners, Inc	(3,394)	(316)
Net purchases of trading investments	(21,013)	(9,128)
Receipts (payments) on interest rate swap	15,500	(15,500)
Increase in other than trading investments	(503)	(3,757)
Decrease (increase) in investments of insurance subsidiaries	2	(37)
Increase in invested collateral-securities lending program	(11,878)	(55,655)
(Increase) decrease in assets whose use is limited	(102,484)	72,133
Net cash used in investing activities	(412,493)	(357,666)

BAYLOR HEALTH CARE SYSTEM

COMBINED STATEMENTS OF CASH FLOWS - continued

FOR THE YEARS ENDED JUNE 30, 2013 AND 2012

(In thousands)

	<u>2013</u>	<u>2012</u>
CASH FLOWS FROM FINANCING ACTIVITIES		
Principal payments on long-term debt	\$ (241,813)	\$ (200,050)
Proceeds from issuance of long-term debt	353,032	156,560
Increase in payable under securities lending program	11,878	55,655
Distributions to noncontrolling interests owners	(180,908)	(153,434)
Purchases of noncontrolling interests	(6,165)	(5,333)
Sales of noncontrolling interests	21,383	12,132
Cash receipts restricted for long-term purposes	8,115	12,037
Annuity payments to beneficiaries	<u>(614)</u>	<u>(588)</u>
Net cash used in financing activities	<u>(35,092)</u>	<u>(123,021)</u>
NET INCREASE IN CASH AND CASH EQUIVALENTS	23,697	43,085
CASH AND CASH EQUIVALENTS, beginning of year	<u>261,348</u>	<u>218,263</u>
CASH AND CASH EQUIVALENTS, end of year	<u>\$ 285,045</u>	<u>\$ 261,348</u>
SUPPLEMENTAL CASH FLOW DATA		
Cash paid for interest	<u>\$ 60,321</u>	<u>\$ 71,313</u>
Cash paid for income taxes	<u>\$ 8,859</u>	<u>\$ 7,993</u>
Property and equipment acquired under capital leases	<u>\$ 5,800</u>	<u>\$ 4,607</u>
(Decrease) increase in accounts payable due to property and equipment received but not paid	<u>\$ (15,153)</u>	<u>\$ 13,101</u>

BAYLOR HEALTH CARE SYSTEM

Notes to Combined Financial Statements

For the Years Ended June 30, 2013 and 2012

1. ORGANIZATION

Baylor Health Care System (BHCS) is a Texas nonprofit corporation exempt from federal income taxation under Section 501(c)(3) of the Internal Revenue Code. The combined financial statements include the accounts of BHCS, Baylor University Medical Center (the "Medical Center"), Baylor Health Care System Foundation (BHCS Foundation), All Saints Health Foundation, Irving Healthcare Foundation, thirteen community and specialty medical centers located throughout the Dallas and Fort Worth metroplex, two wholly owned insurance subsidiaries and other related entities (collectively referred to as the "System"). Investments in certain related entities with 50.0% or less ownership are accounted for using the equity method. The transactions and balances for investments in certain related entities with greater than 50.0% ownership or where the System exercises board control are included in the accompanying combined financial statements with related noncontrolling interests reported in the combined financial statements. All significant intercompany accounts and transactions among entities included in the combined financial statements have been eliminated.

The following summarizes significant changes in the System in 2013 and 2012.

Texas Health Ventures Group, LLC (THVG)

The Medical Center has a majority ownership of 50.1% in THVG with USP North Texas, Inc (USP), a Texas corporation and subsidiary of United Surgical Partners, Inc (USPI) holding the remaining 49.9%. THVG had net patient care revenue included in the BHCS combined financial statements of approximately \$691,586,000 and \$666,136,000 in 2013 and 2012, respectively.

THVG completed the acquisition of two outpatient centers for total consideration of approximately \$6,000,000 in 2012. In connection with these acquisitions, THVG recorded goodwill of approximately \$6,600,000, fixed assets of approximately \$5,000,000 and other liabilities of approximately \$5,600,000 in 2012.

BIR JV, LLP

Effective January 31, 2012, BIR JV, LLP (BIR JV) acquired approximately an 80% ownership interest in GlobalRehab LP (Global-Dallas), which operates a rehabilitation hospital in Dallas, Texas and GlobalRehab-Ft Worth LP (Global-Ft Worth), which operates a rehabilitation hospital in Ft Worth, Texas. Additionally, BIR JV acquired a 100% ownership interest in GH General LLC (Global-General), the general partner in each of the limited partnerships. BIR JV completed these acquisitions for total consideration of approximately \$24,900,000 and recorded approximately \$23,700,000 of goodwill, \$2,000,000 of fixed assets and \$800,000 of other net liabilities in 2012.

BAYLOR HEALTH CARE SYSTEM

Notes to Combined Financial Statements - continued

Baylor All Saints Medical Center

Effective March 31, 2012, Baylor All Saints Medical Center (BASMC) closed the Baylor Medical Center at Southwest Fort Worth (BMC-SWFW) campus, a 58 operating bed facility, and consolidated the BMC-SWFW's services into the BASMC downtown campus. The transaction resulted in a one-time adjustment for asset impairment of approximately \$11,200,000 primarily recorded in other operating expenses in the accompanying statements of operations and changes in net assets for fiscal year 2012.

The remaining book value of BMC-SWFW of \$3,635,000 is reported in assets held for sale in the accompanying combined balance sheets for 2013 and 2012.

EBD JV, LLP

Effective May 9, 2012, EBD JV, LLP (EBD JV), a Texas limited liability partnership, was formed between the Medical Center and Emerus Investment Company II, LLC (Emerus) for the purpose of owning, operating and managing licensed hospitals focused on providing high quality and cost effective emergency medical care services to patients in North Texas. Pursuant to a contribution agreement that closed on July 1, 2012, contributions of cash and 100% of the interests in a licensed hospital operated by Emerus were made to EBD JV, with the Medical Center receiving 51% of the ownership interests in EBD JV and Emerus receiving 49% of the ownership interests in EBD JV. Baylor Emergency Medical Center at Aubrey is the first of these hospitals in operation with eight licensed beds. In connection with this transaction, EBD JV recorded approximately \$9,214,000 in goodwill, \$1,074,000 of fixed assets, and \$10,288,000 of other net liabilities in 2013.

Baylor Medical Center at McKinney

In July 2012, the System opened Baylor Medical Center at McKinney, a licensed 95 bed full-service medical center and surrounding medical office campus dedicated to serving the residents of McKinney and surrounding communities.

THVG Bariatric, LLC

Effective January 1, 2013, THVG Bariatric, LLC (AIGB), a Texas limited liability company, was formed between the Medical Center and USP Bariatric, LLC for the purpose of owning, operating and managing licensed ambulatory surgical centers focused on providing bariatric related procedures and services to patients in North Texas. In connection with this transaction, AIGB recorded approximately \$13,418,000 in goodwill, \$1,529,000 in fixed assets, and \$14,947,000 in other net liabilities in 2013.

The Heart Hospital Baylor Denton

Effective May 31, 2013, Texas Heart Hospital of the Southwest, LLP (THHSW), a 50.1% owned affiliate of the System, purchased substantially all the assets of a 16 licensed bed hospital located in Denton, Texas. The hospital was renamed The Heart Hospital Baylor

BAYLOR HEALTH CARE SYSTEM

Notes to Combined Financial Statements - continued

Denton and will provide heart and vascular care to patients in Denton, Texas. In connection with this transaction, THHSW recorded approximately \$5,559,000 of goodwill and intangible assets, \$28,282,000 of fixed assets, and \$33,841,000 of other net liabilities in 2013.

2. SIGNIFICANT ACCOUNTING POLICIES

The accompanying financial statements of BHCS have been prepared in conformity with accounting principles generally accepted in the United States. The following is a summary of the significant accounting and reporting policies used in preparing the financial statements.

Adoption of New Accounting Pronouncements

In January 2010, the Financial Accounting Standards Board (FASB) issued Accounting Standards Update (ASU) 2010-06, *"Fair Value Measurements and Disclosure (Topic 820): Improving Disclosures about Fair Value Measurement."* This ASU amends the disclosure requirements of Accounting Standards Codification (ASC) 820 related to recurring and non-recurring fair value measurements. The ASU requires new disclosures on the transfers of assets and liabilities between Level 1 (quoted prices in active market for identical assets or liabilities) and Level 2 (significant other observable inputs) of the fair value measurement hierarchy, including the reasons and the timing of the transfers. Additionally, the ASU requires a roll forward of activities on purchases, sales, issuance, and settlements of the assets and liabilities measured using significant unobservable inputs (Level 3 fair value measurements). The disclosure provisions on the roll forward activities for the Level 3 fair value measurements became effective for the System for fiscal years, and interim periods within those fiscal years, beginning July 1, 2011. The system applied the provisions of ASU 2010-06 in 2012.

In May 2011, FASB issued ASU 2011-04, *"Fair Value Measurement: Amendments to Achieve Common Fair Value Measurement and Disclosure Requirements in U.S. GAAP and IFRS,"* including an amendment to ASC 820, *"Fair Value Measurement."* The amendment changes the wording used to describe many of the requirements in U.S. GAAP for measuring fair value and for disclosing information about fair value measurements. Some of the amendments clarify the FASB's intent about the application of existing fair value measurement requirements. Other amendments change a particular principle or requirement for measuring fair value or for disclosing information about fair value measurements. For nonpublic entities, the amendments are effective for annual periods beginning after December 15, 2011 and interim and annual periods thereafter, with early adoption permitted. The System applied the provisions of ASU 2011-04 in fiscal year 2013.

In July 2011, The FASB issued ASU 2011-07, *"Health Care Entities (Topic 954): Presentation and Disclosure of Patient Service Revenue, Provision for Bad Debts, and the Allowance for Doubtful Accounts for Certain Health Care Entities."* This ASU requires certain health care entities to change the presentation of their statement of operations by reclassifying the provision for bad debts associated with patient service revenue from an

BAYLOR HEALTH CARE SYSTEM

Notes to Combined Financial Statements - continued

operating expense to a deduction from patient service revenue (net of contractual allowances and discounts) Additionally, those health care entities are required to provide enhanced disclosure about their policies for recognizing revenue and assessing bad debts The amendments also require disclosures of patient service revenue (net of contractual allowances and discounts) as well as qualitative and quantitative information about changes in the allowance for doubtful accounts For nonpublic entities, the amendments are effective for the first annual period ending after December 15, 2012, and interim and annual periods thereafter, with early adoption permitted The amendments to the presentation of the provision for bad debts related to patient service revenue in the statement of operations should be applied retrospectively to all prior periods presented The disclosures required by the amendments in this Update should be provided for the period of adoption and subsequent reporting periods The System applied the provisions of ASU 2011-07 in fiscal year 2013

In September 2011, the FASB issued ASU 2011-08, *"Intangibles - Goodwill and Other (Topic 350): Testing Goodwill for Impairment."* This ASU provides an entity the option to first assess qualitative factors to determine whether the existence of events or circumstances leads to the determination that it is more likely than not that the fair value of a reporting unit is less than its carrying amount If, after assessing the totality of events and circumstances, an entity determines that it is not more likely than not that the fair value of the reporting unit is less than its carrying amount, then performing the two-step impairment test is unnecessary This ASU is effective for annual and interim goodwill impairment tests performed for fiscal years beginning after December 15, 2011 with early application permitted in an entity's financial statements that have not yet been issued The System applied the provisions of ASU 2011-08 in fiscal year 2012

Other Accounting Pronouncements

In December 2011, the FASB issued ASU 2011-11, *"Balance Sheet (Topic 210): Disclosures about Offsetting Assets and Liabilities."* This ASU amends the disclosure requirements on offsetting as stated in Section 210-20-50 in order to more closely align the presentation of the financial statements prepared under the United States Generally Accepted Accounting Principles (US GAAP) and those prepared under the International Financial Reporting Standards (IFRS) The amendments under this update require entities to disclose both gross and net information related to instruments and transactions subject to an agreement similar to a master netting arrangement The scope of this ASU applies to derivatives, sale and repurchase arrangements, reverse sale and repurchase arrangements, securities borrowing and securities lending arrangements The System has not evaluated all of the updated provisions, which are effective for fiscal years, and interim periods within those fiscal years, beginning on or after January 1, 2013

In October 2012, FASB issued ASU 2012-04, *"Technical Corrections and Improvements."* The amendment clarifies multiple elements of the Codification and corrects unintended application of guidance which is not expected to have a significant effect on current accounting practice Additionally, the ASU includes amendments identifying when the use of fair value

BAYLOR HEALTH CARE SYSTEM

Notes to Combined Financial Statements - continued

should be linked to the definition of fair value in ASC 820, *Fair Value Measurements*. The System has not evaluated all of the provisions, which are effective for fiscal years, and interim periods within those fiscal years, beginning after December 15, 2013.

In October 2012, the FASB issued ASU 2012-05, "*Statement of Cash Flows (Topic 230) – Not-for-Profit Entities: Classification of the Sale Proceeds of Donated Financial Assets*," including an amendment to ASC 230, "*Statement of Cash Flows*." The amendment requires, with certain exception, a not-for-profit entity to classify in the statement of cash flows cash received from donated financial assets as an operating activity if those donated financial instruments were donated without any imposed limitations for sale and were converted nearly immediately into cash. The System has not evaluated all of the provisions, which are effective for fiscal years, and interim periods within those fiscal years, beginning after June 15, 2013.

In January 2013, the FASB issued ASU 2013-01, "*Balance Sheet (Topic 210) - Clarifying the Scope of Disclosures about Offsetting Assets and Liabilities*." This ASU clarifies that the scope of ASU 2011-11 is limited to derivatives accounted for in accordance with Topic 815, including bifurcated embedded derivatives, repurchase agreements and reverse repurchase agreements, and securities borrowing and securities lending transactions that are either offset in accordance with Section 210-20-45 or Section 815-10-45 or subject to an enforceable master netting arrangement or similar agreement. The System has not evaluated all of the provisions, which are effective for fiscal years, and interim periods within those fiscal years, beginning on or after January 1, 2013.

In February 2013, FASB issued ASU 2013-04, "*Obligations Resulting from Joint and Several Liability Arrangements for Which the Total Amount of the Obligation is Fixed at the Reporting Date*." The ASU requires measurement of obligations resulting from joint and several liability arrangements for which the total amount of the obligation is fixed at the reporting date, as the sum of (a) the amount the reporting entity agreed to pay on the basis of its arrangement among its co-obligors and (b) any additional amount the reporting entity expects to pay on behalf of its co-obligors. Additionally, the amendment requires an entity to disclose the nature and amount of the obligation as well as other information about those obligations. The amendments are to be applied retrospectively to all prior periods presented for those obligations within the scope of the ASU that exist at the beginning of an entity's fiscal year of adoption. The System has not evaluated all of the updated provisions, which are effective for fiscal years ending after December 15, 2014, and interim periods and annual periods thereafter.

Cash and Cash Equivalents

Cash equivalents are defined as investments which have original maturities of three months or less. Cash equivalents consist primarily of securities issued by the United States government or its agencies, certificates of deposit, commercial paper and dollar denominated foreign issuer investments.

BAYLOR HEALTH CARE SYSTEM

Notes to Combined Financial Statements - continued

THVG Funds Due From United Surgical Partners, Inc.

THVG participates in a shared services accounts payable program with USPI, wherein USPI has custody of substantially all of THVG's cash, paying THVG and its facilities interest income on the net balance at prevailing market rates. Amounts held by USPI on behalf of THVG totaled approximately \$48,396,000 and \$46,854,000 at June 30, 2013 and 2012, respectively. The funds due from USPI are available on demand.

Investments

The System has designated all of its investments as trading except for those investments held at the Baptist Foundation of Texas (BFT) for the benefit of the BHCS Foundation and the investments of All Saints Health Foundation. For all trading investments, the interest and dividends, realized gains and unrealized gains (losses) are included in gains on investments, net, in the accompanying combined statements of operations and changes in net assets. For other than trading investments, interest and dividends and realized gains (losses) are included in gains on investments, net, unless restricted by donor. Unrealized gains (losses) on other than trading investments are included in other changes in unrestricted net assets, unless restricted by donor.

THE REMAINDER OF THIS PAGE WAS INTENTIONALLY LEFT BLANK

BAYLOR HEALTH CARE SYSTEM

Notes to Combined Financial Statements - continued

Interest and dividends, realized gains and unrealized gains (losses) for the years ended June 30, 2013 and 2012 consisted of the following (in thousands)

	June 30, 2013			
	Interest and Dividends	Realized gains	Unrealized gains	Total
Nonoperating gains	\$ 34,684	\$ 83,062	\$ 64,495	\$ 182,241
Other changes in unrestricted net assets	-	-	63	63
Changes in temporarily restricted net assets	7,522	7,931	12,810	28,263
Changes in permanently restricted net assets	<u>-</u>	<u>194</u>	<u>378</u>	<u>572</u>
	<u>\$ 42,206</u>	<u>\$ 91,187</u>	<u>\$ 77,746</u>	<u>\$ 211,139</u>
	June 30, 2012			
	Interest and Dividends	Realized gains	Unrealized gains (losses)	Total
Nonoperating gains (losses)	\$ 37,731	\$ 46,911	\$ (72,621)	\$ 12,021
Other changes in unrestricted net assets	-	-	444	444
Changes in temporarily restricted net assets	18,943	1,429	(17,550)	2,822
Changes in permanently restricted net assets	<u>-</u>	<u>179</u>	<u>(82)</u>	<u>97</u>
	<u>\$ 56,674</u>	<u>\$ 48,519</u>	<u>\$ (89,809)</u>	<u>\$ 15,384</u>

Patient Accounts Receivable

Patient accounts receivable are stated at estimated net realizable value, and collateral is generally not required. Significant concentrations of patient accounts receivable at June 30 include

	2013	2012
Government-related programs	36%	34%
Managed care providers, commercial insurers and other payors	48%	50%
Self-pay patients	<u>16%</u>	<u>16%</u>
	<u>100%</u>	<u>100%</u>

Receivables from government-related programs (i.e., Medicare and Medicaid) represent the only concentrated group of payors for the System's receivables, and management does not

BAYLOR HEALTH CARE SYSTEM

Notes to Combined Financial Statements - continued

believe that there is any unusual level of collectability risks associated with these government programs. Commercial and managed care receivables consist of receivables from various payors involved in diverse activities and subject to differing economic conditions and do not represent any concentrated collectability risks to the System.

The System maintains allowances for uncollectible accounts for estimated losses resulting from a payor's inability to make payments on accounts. The System assesses the reasonableness of the allowance account based on historical write-offs, cash collections, the aging of the accounts and other economic factors. Accounts are written off when collection efforts have been exhausted. Management continually monitors and adjusts its allowances associated with its receivables.

Securities Lending Program

The System participates in securities lending transactions with The Northern Trust Company, investment custodian, whereby a portion of its investments is loaned to selected established brokerage firms in return for cash and securities from the brokers as collateral for the investments loaned, usually on a short-term basis of 30 to 60 days. Collateral provided by brokers is maintained at levels approximating 102.0% of the fair value of the securities on loan and is adjusted for daily market fluctuations. Cash collateral received in connection with these loans is invested in a short-term pooled fund maintained by the lending agent. As of June 30, 2013 and 2012, the fair value of securities on loan was approximately \$173,404,000 and \$163,224,000, respectively, and is included in long-term investments in the accompanying combined balance sheets. The cash collateral held for loaned securities was approximately \$177,159,000 and \$165,281,000 as of June 30, 2013 and 2012, respectively, included in invested collateral - securities lending program in the accompanying combined balance sheets. The System's obligation to repay the collateral upon settlement of the lending transactions is reported as a payable under securities lending program in the accompanying combined balance sheets.

Property and Equipment

Property and equipment are stated at cost on the date of purchase or fair value on the date of contribution or business acquisition. Property and equipment and related accumulated depreciation and amortization are summarized below (in thousands):

	<u>Useful Life</u>	<u>2013</u>	<u>2012</u>
Land	-	\$ 140,680	\$ 136,786
Buildings and improvements	5-40 Years	2,041,969	1,898,641
Major movable equipment and other	3-20 Years	1,489,525	1,230,238
Construction-in-progress	-	<u>188,184</u>	<u>350,395</u>
		3,860,358	3,616,060
Accumulated depreciation and amortization		<u>(1,732,078)</u>	<u>(1,547,752)</u>
		<u>\$ 2,128,280</u>	<u>\$ 2,068,308</u>

BAYLOR HEALTH CARE SYSTEM

Notes to Combined Financial Statements - continued

Property and equipment financed under capital leases totaled approximately \$445,933,000 and \$454,133,000 at June 30, 2013 and 2012, respectively, and related accumulated amortization was approximately \$113,003,000 and \$94,842,000 at June 30, 2013 and 2012, respectively. Amortization expense is included in depreciation and amortization expense in the accompanying combined statements of operations and changes in net assets.

Depreciation and amortization expense is calculated using the straight-line method over the estimated useful lives of the property and equipment or the lease term, whichever is less. Routine maintenance and repairs are charged to expense as incurred. Expenditures that increase capacities or extend useful lives are capitalized.

Goodwill and Intangible Assets

Goodwill and intangible assets recorded in connection with acquisitions completed by the System are accounted for under ASC 350, "*Intangibles – Goodwill and Other.*" Goodwill consists of costs in excess of tangible and intangible net assets acquired. Intangible assets consist of management service contract rights and other intangibles. Most of these intangible assets have indefinite lives.

Goodwill and indefinite-lived intangible assets are tested for impairment annually or more frequently if changing circumstances warrant. No impairments were identified for the years ended June 30, 2013 and 2012.

The System amortizes finite-lived intangible assets over their respective lives to the estimated residual values and reviews for impairment in the same manner as long-lived assets discussed below. No impairments were identified for the years ended June 30, 2013 and 2012.

At June 30, 2013 and 2012, intangible assets and goodwill consisted of the following (in thousands):

	2013		
	Gross Carrying Amount	Accumulated Amortization	Net Carrying Amount
Intangible assets			
Finite-lived intangible assets	\$ 7,042	\$ (1,340)	\$ 5,702
Indefinite-lived intangible assets	10,535	-	10,535
Total intangible assets	17,577	(1,340)	16,237
Goodwill	267,068	(4,043)	263,025
Total intangible assets and goodwill	\$ 284,645	\$ (5,383)	\$ 279,262

BAYLOR HEALTH CARE SYSTEM

Notes to Combined Financial Statements - continued

	2012		
	Gross Carrying Amount	Accumulated Amortization	Net Carrying Amount
Intangible assets			
Finite-lived intangible assets	\$ 7,422	\$ (630)	\$ 6,792
Indefinite-lived intangible assets	8,616	-	8,616
Total intangible assets	16,038	(630)	15,408
Goodwill	241,612	(4,043)	237,569
Total intangible assets and goodwill	\$ 257,650	\$ (4,673)	\$ 252,977

Impairment of Long-Lived Assets

Long-lived assets are reviewed for impairment whenever events or changes in circumstances indicate that the carrying amount of an asset, or related groups of assets, may not be recoverable from estimated future cash flows. In the event of impairment, measurement of the amount of impairment may be based on appraisal, fair values of similar assets or estimates of future discounted cash flows resulting from the use and ultimate disposition of the asset. No impairment was identified in 2013 or 2012, except for the BMC-SFWF property (see Note 1).

Income Taxes

Due to the organizational structure, certain of the System's entities are taxable under the Internal Revenue Code and some entities are tax exempt but are required to pay income taxes for unrelated business activities. The overall impact of federal income taxes to the System's combined financial statements is not significant. In addition, certain of the System's entities file partnership income tax returns in the U.S. federal jurisdiction and franchise tax returns in the State of Texas.

The Texas franchise tax applies to certain of the System's entities for any tax reports filed on or after January 1, 2009. The tax is calculated on a margin base and is therefore reflected in the System's combined statements of operations and changes in net assets for the years ended June 30, 2013 and 2012 as income tax expense.

The System follows the provisions of ASC 740, "Income Taxes." As of June 30, 2013 and 2012, the System had no material gross unrecognized tax benefits.

Insurance

BHCS provides for the basic self-insured retention limits for hospital professional liability and general liability coverage through the Self Insurance Retention Trust (SIRT).

BAYLOR HEALTH CARE SYSTEM

Notes to Combined Financial Statements - continued

Excess policies that covered claims that exceeded \$10,000,000 per incident and \$50,000,000 in the aggregate for hospital professional liability and claims that exceeded \$2,000,000 per incident and \$7,000,000 in the aggregate for general liability were provided by Health Care Insurance Company of Texas (HCICT), a wholly owned insurance company of BHCS domiciled in the Cayman Islands

In 2012, the excess policies were reinsured by ACE Limited, Lexington Insurance Company, Beazley Group Plc, Barbican Syndicate, Catlin Group, Chaucer Plc, Alterra Insurance Europe Limited, and Swiss Re. In 2013, the excess policies were reinsured by ACE Limited, Zurich, Beazley Group Plc, Barbican Syndicate, Catlin Group, Chaucer Plc, Alterra Insurance Europe Limited, and Ironshore

BHCS provides for the basic self-insured retention limits for professional liability coverage for physicians in HealthTexas Provider Network, a wholly owned subsidiary of BHCS, through the SIRT. An excess policy that covered claims for physician liability that exceeded \$750,000 per incident and \$15,000,000 in the aggregate in 2013 and 2012 was provided by HCICT and reinsured by ACE Limited in both years for limits of \$250,000 per medical incident and \$7,000,000 in the aggregate

To minimize its exposure to credit risk associated with reinsurance, the System continuously evaluates and monitors the financial condition of its reinsurers. At June 30, 2013, the System's reinsurers had an A.M. Best rating of at least A- ("Excellent"). Management does not anticipate any material losses as a result of these concentrations. All of the System's insurance business comprises insurance of certain risks of the System and affiliates who are all engaged in the provision of medical and health care services. Accordingly, the System's underwriting risks are not diversified.

Reserves for Losses and Loss Adjustment Expenses

The reserves for losses and loss adjustment expenses represent the SIRT's estimates using case basis evaluations and actuarial analysis, which are based on the SIRT's loss history data and industry loss statistics. The reserves for losses and loss adjustment expenses are based upon management's best estimate of the ultimate liability for outstanding losses and loss adjustment expenses determined in comparison with historical loss statistics. Management believes that the reserves for losses and loss adjustment expenses are adequate. However, because of the extended period of time over which losses are settled and the general uncertainty surrounding the estimates, the ultimate settlement cost of the losses and the related loss adjustment expenses could vary and these differences could be material. The estimate is continuously reviewed and, as adjustments to the liability become necessary, they are reflected in current operations.

Liabilities for outstanding claims, including estimates for claims incurred but not reported, as well as reported claims pending settlement, are actuarially determined and discounted using

BAYLOR HEALTH CARE SYSTEM

Notes to Combined Financial Statements - continued

an interest rate of 2.0% in 2013 and 2012. Total undiscounted reserves for losses and loss adjustment expenses were approximately \$49,591,000 and \$53,797,000 at June 30, 2013 and 2012, respectively. Discounted reserves for losses and loss adjustment expenses including a risk margin at an approximate seventy percent confidence level were approximately \$51,258,000 and \$55,574,000 at June 30, 2013 and 2012, respectively.

Contributions and Gifts

When received or pledged, unrestricted gifts are reported as contributions to unrestricted net assets, and donor-restricted items are reported as contributions to temporarily or permanently restricted net assets. These donor-restricted contributions are restricted as to use and are transferred from temporarily restricted net assets to unrestricted net assets when the restrictions are satisfied or in the case of endowment funds, when related earnings are appropriated for expenditure.

Appropriations from the Baptist General Convention of Texas of approximately \$159,000 and \$172,000 in 2013 and 2012, respectively, are included in other operating revenue in the accompanying combined statements of operations and changes in net assets.

Temporarily and Permanently Restricted Net Assets

Temporarily restricted net assets are donor restricted as to use and are transferred from temporarily restricted net assets to unrestricted net assets when the restrictions are satisfied. Temporarily restricted net assets are primarily available for patient care, medical education, and research.

Permanently restricted net assets include donor restrictions that the principal be invested in perpetuity and only the income from the investments be expended for designated purposes. Income on endowment funds restricted for specified purposes is reported in the accompanying combined statements of operations and changes in net assets as temporarily restricted realized gains and investment income and unrealized gains (losses) on investments.

Income on endowment funds which is required by donors to be invested in perpetuity is reported in the accompanying combined statements of operations and changes in net assets as permanently restricted realized gains and investment income and unrealized gains (losses) on investments.

Revenue and Gains in Excess of Expenses and Losses

The combined statements of operations and changes in net assets include revenue and gains in excess of expenses and losses. Other changes in unrestricted net assets which are excluded from revenue and gains in excess of expenses and losses, consistent with industry practice, include unrealized gains on investments other than trading securities, transactions related to noncontrolling interests, and net assets released from restrictions for capital expenditures.

BAYLOR HEALTH CARE SYSTEM

Notes to Combined Financial Statements - continued

Derivative Financial Instruments

ASC 815, "*Derivatives and Hedging*," requires that all derivative financial instruments be recognized in the financial statements and measured at fair value regardless of the purpose or intent for holding them. Changes in the fair value of derivative financial instruments are recognized periodically either in operations or in other changes in unrestricted net assets depending on whether the investments qualify for hedge accounting. The System's policy is to not hold or issue derivatives for trading purposes and to avoid derivatives with leverage features.

Use of Estimates

The preparation of financial statements in conformity with accounting principles generally accepted in the United States requires management to make estimates and assumptions that affect the reported amounts of assets and liabilities and disclosure of contingent assets and liabilities at the date of the financial statements and reported amounts of revenue and expenses during the reporting period. Actual results could differ from those estimates.

Reclassifications

Certain reclassifications were made to the 2012 financial statements to conform to the 2013 presentation.

3. FAIR VALUE OF FINANCIAL INSTRUMENTS

Fair value measurements

As defined in ASC 820, fair value is based on the prices that would be received to sell an asset or paid to transfer a liability in an orderly transaction between market participants at the measurement date. In order to increase consistency and comparability in fair value measurements, ASC 820 establishes a three-tier fair value hierarchy for disclosure of fair value measurements.

The valuation hierarchy is based upon the transparency of inputs to the valuation of an asset or liability as of the measurement date. The three levels are defined as follows:

- Level 1 - Inputs to the valuation methodology are quoted prices (unadjusted) for identical assets or liabilities in active markets.
- Level 2 - Inputs to the valuation methodology include quoted prices for similar assets or liabilities in active markets, and inputs that are observable by market participants for the asset or liability, either directly or indirectly, for substantially the full term of the financial instrument.
- Level 3 - Inputs that reflect the reporting entity's own assumptions about the assumptions market participants would use in pricing the asset or liability are

BAYLOR HEALTH CARE SYSTEM

Notes to Combined Financial Statements - continued

unobservable and developed based on the best information available in the circumstances

A financial instrument's categorization within the valuation hierarchy is based upon the lowest level of input that is significant to the fair value measurement

The carrying values of cash and cash equivalents, THVG funds due from USPI, patient accounts receivable, other receivables, assets held as collateral – securities lending program, investments of insurance subsidiaries, accounts payable, payable under securities lending program, accrued liabilities, and estimated third-party payer settlements payable are reasonable estimates of their fair value due to the short-term nature of these financial instruments

Fair values of short-term investments and long-term investments are generally based on quoted prices for similar instruments in active markets, quoted prices for identical or similar instruments in markets that are not active and model-based valuation techniques for which all significant assumptions are observable in the market or can be corroborated by observable market data for substantially the full term of the assets. Inputs are obtained from various sources including market participants, dealers, and brokers. This applies to investments such as domestic equities, U S treasuries, exchange-traded mutual funds, and agency securities. In fiscal year 2012, the System transferred investments of approximately \$163,937,000 from Level 1 to Level 2

Alternative Investments

Investments held consist of marketable securities as well as securities that do not have readily determinable fair values. Private equity investments, real estate investments and hedge funds are collectively referred to as "alternative investments". These are included in unrestricted long-term investments in the accompanying combined balance sheets, other than those held at BFT. The investments in alternative investments are valued by management at fair value utilizing the net asset value (NAV) provided by the underlying investment companies unless management determines some other valuation is more appropriate. Such fair value estimates do not reflect early redemption penalties as the System does not intend to sell such investments before the expiration of the early redemption periods. The fair values of the securities held by limited partnerships that do not have readily determinable fair values are determined by the general partner and are based on historical cost, appraisals, or other estimates that require varying degrees of judgment. If no public market exists for the investment securities, the fair value is determined by the general partner taking into consideration, among other things, the cost of securities, prices of recent significant placements of securities of the same issuer, and subsequent developments concerning the companies to which the securities relate. As this valuation methodology is based primarily on unobservable inputs, these investments represent Level 3 assets. Any hedge funds valued at NAV which are redeemable by BHCS at NAV per share (or its equivalent) at the

BAYLOR HEALTH CARE SYSTEM

Notes to Combined Financial Statements - continued

measurement date are transferred from Level 3 assets to Level 2 assets. Any hedge funds valued at NAV that were classified in prior year as Level 2 assets that are not redeemable by BHCS at NAV per share (or its equivalent) at the measurement date are transferred from Level 2 assets to Level 3 assets.

Included in collective investment funds held at BFT for the BHCS Foundation are alternative investment interests in private equity funds and oil and gas interests. These interests are included in restricted long-term investments in the accompanying combined balance sheets. These alternative investments are in limited partnership interests and are carried at the NAV provided by the underlying investment companies unless management determines some other valuation is more appropriate. As this valuation methodology is based primarily on unobservable inputs, these investments represent Level 3 assets. Also included in Level 3 assets for the BHCS Foundation are other real estate and oil and gas interests which are carried at lower of cost or market.

Beneficial Interest

The BHCS Foundation and Irving Healthcare Foundation record charitable remainder trusts, where they are not the trustee, at the discounted present value of the estimated future cash flows. These trusts are reported in contributions receivable, net, in the accompanying combined balance sheets. When a third-party serves as trustee, the beneficial interest is required to be measured at fair value on a recurring basis. As beneficial interests utilize multiple unobservable inputs, including no active markets, and are measured using management's assumption about risk inherent in the valuation technique, beneficial interests in split-interest agreements represent Level 3 assets.

The methods described above may produce a fair value calculation that may not be indicative of net realizable value or reflective of future fair values. Furthermore, while the System believes its valuation methods are appropriate and consistent with other market participants, the use of different methodologies or assumptions to determine the fair value of certain financial instruments could result in a different estimate of fair value at the reporting date.

THE REMAINDER OF THIS PAGE WAS INTENTIONALLY LEFT BLANK

BAYLOR HEALTH CARE SYSTEM

Notes to Combined Financial Statements - continued

The following tables set forth below, by level, the financial assets and liabilities measured at fair value on a recurring basis (in thousands)

	June 30, 2013			
	Total	Level 1	Level 2	Level 3
Assets:				
Cash and cash equivalents				
Cash	\$ 221,558	\$ 220,380	\$ 1,178	\$ -
Money market funds	<u>63,487</u>	<u>63,487</u>	<u>-</u>	<u>-</u>
Total cash and cash equivalents	<u>285,045</u>	<u>283,867</u>	<u>1,178</u>	<u>-</u>
Short-term investments				
Mutual funds	30,389	30,389	-	-
Certificates of deposit	3,318	3,318	-	-
Equity securities	5	5	-	-
Fixed income securities	7,238	23	7,215	-
U S government securities	206	-	206	-
Other	<u>895</u>	<u>895</u>	<u>-</u>	<u>-</u>
Total short-term investments	<u>42,051</u>	<u>34,630</u>	<u>7,421</u>	<u>-</u>
Invested collateral	<u>177,159</u>	<u>177,159</u>	<u>-</u>	<u>-</u>
Unrestricted long-term investments				
Cash	511	483	28	-
Mutual funds	376	347	-	29
Equity securities	558,744	342,052	216,692	-
Fixed income securities	222,786	1	222,759	26
U S government securities	106,282	-	106,073	209
Mortgage-backed securities	136,874	-	136,874	-
Hedge fund/diversifiers alternative investments	334,676	-	240,083	94,593
Private equity alternative investments	136,047	-	-	136,047
Real estate alternative investments	71,977	-	-	71,977
Municipal bonds	46,000	-	46,000	-
Common funds, held at Baptist Foundation of Texas (BFT)				
Group investment fund	5,129	-	5,129	-
Group bond fund	315	-	315	-
Group equity fund	750	-	750	-
Other funds	331	117	-	214
Other	<u>47</u>	<u>-</u>	<u>-</u>	<u>47</u>
Total unrestricted long-term investments	<u>1,620,845</u>	<u>343,000</u>	<u>974,703</u>	<u>303,142</u>

BAYLOR HEALTH CARE SYSTEM

Notes to Combined Financial Statements - continued

	June 30, 2013			
	Total	Level 1	Level 2	Level 3
Assets (continued):				
Restricted long-term investments				
Cash	\$ 4,767	\$ 4,639	\$ 128	\$ -
Mutual funds	41,633	41,633	-	-
Equity securities	85,678	54,340	31,338	-
Fixed income securities	26,682	104	26,575	3
U S government securities	11,260	-	11,238	22
Mortgage-backed securities	14,472	-	14,472	-
Hedge fund/diversifiers alternative investments	30,373	-	21,070	9,303
Private equity alternative investments	22,863	-	-	22,863
Real estate alternative investments	15,128	-	-	15,128
Split-interest agreements	626	-	626	-
Real estate	246	-	-	246
Cash surrender value of life insurance	1,218	-	-	1,218
Common funds, held at Baptist Foundation of Texas (BFT)				
Group investment fund	33,620	-	33,620	-
Group bond fund	2,067	-	2,067	-
Group equity fund	4,919	-	4,919	-
Other funds	<u>2,178</u>	<u>773</u>	<u>-</u>	<u>1,405</u>
Total restricted long-term investments	<u>297,730</u>	<u>101,489</u>	<u>146,053</u>	<u>50,188</u>
Assets whose use is limited				
Cash	138,688	138,602	86	-
Mutual funds	18,118	18,118	-	-
Equity securities	20,262	12,895	7,367	-
Fixed income securities	17,844	2	17,840	2
U S governments securities	8,831	-	8,816	15
Mortgage-backed securities	<u>9,735</u>	<u>-</u>	<u>9,735</u>	<u>-</u>
Total assets whose use is limited	<u>213,478</u>	<u>169,617</u>	<u>43,844</u>	<u>17</u>

BAYLOR HEALTH CARE SYSTEM

Notes to Combined Financial Statements - continued

	June 30, 2013			
	Total	Level 1	Level 2	Level 3
Assets (continued):				
Contributions receivable, net				
Beneficial interest in split-interest agreements	\$ 19,232	\$ -	\$ -	\$ 19,232
Total contributions receivable, net	19,232	-	-	19,232
Investments of insurance subsidiary				
Cash	28	28	-	-
Fixed income securities	2,133	-	2,133	-
Total investments of insurance subsidiary	2,161	28	2,133	-
Total assets at fair value	\$2,657,701	\$1,109,790	\$1,175,332	\$ 372,579
Liabilities:				
Interest rate swap agreements, net of collateral	\$ 78,389	\$ -	\$ 78,389	\$ -
Total liabilities at fair value	\$ 78,389	\$ -	\$ 78,389	\$ -

THE REMAINDER OF THIS PAGE WAS INTENTIONALLY LEFT BLANK

BAYLOR HEALTH CARE SYSTEM

Notes to Combined Financial Statements - continued

	June 30, 2012			
	Total	Level 1	Level 2	Level 3
Assets:				
Cash and cash equivalents				
Cash	\$ 212,049	\$ 212,049	\$ -	\$ -
Money market funds	<u>49,299</u>	<u>49,299</u>	-	-
Total cash and cash equivalents	<u>261,348</u>	<u>261,348</u>	-	-
Short-term investments				
Mutual funds	28,695	28,695	-	-
Fixed income securities	24,636	11,753	12,883	-
U S government securities	1,121	-	1,121	-
Other	<u>1,417</u>	<u>1,417</u>	-	-
Total short-term investments	<u>55,869</u>	<u>41,865</u>	<u>14,004</u>	-
Invested collateral	<u>165,281</u>	<u>165,281</u>	-	-
Unrestricted long-term investments				
Cash	4,488	4,488	-	-
Mutual funds	423	418	-	5
Equity securities	430,387	289,363	141,024	-
Fixed income securities	208,720	5	208,572	143
U S government securities	97,542	-	97,321	221
Mortgage-backed securities	140,657	-	140,657	-
Hedge fund/diversifiers alternative investments	333,579	-	204,560	129,019
Private equity alternative investments	117,557	-	-	117,557
Real estate alternative investments	58,953	-	-	58,953
Municipal bonds	46,000	-	46,000	-
Common funds, held at Baptist Foundation of Texas (BFT)				
Group investment fund	1,507	-	1,507	-
Group bond fund	96	-	96	-
Group equity fund	205	-	205	-
Other funds	115	42	-	73
Other	<u>9</u>	<u>-</u>	<u>-</u>	<u>9</u>
Total unrestricted long-term investments	<u>1,440,238</u>	<u>294,316</u>	<u>839,942</u>	<u>305,980</u>

BAYLOR HEALTH CARE SYSTEM

Notes to Combined Financial Statements - continued

	June 30, 2012			
	Total	Level 1	Level 2	Level 3
Assets (continued):				
Restricted long-term investments				
Cash	\$ 6,490	\$ 6,490	\$ -	\$ -
Mutual funds	35,543	35,543	-	-
Equity securities	63,999	44,519	19,480	-
Fixed income securities	25,717	102	25,600	15
U S government securities	10,277	-	10,254	23
Mortgage-backed securities	14,652	-	14,652	-
Hedge fund/diversifiers alternative investments	29,886	-	23,359	6,527
Private equity alternative investments	21,085	-	-	21,085
Real estate alternative investments	20,301	-	-	20,301
Split-interest agreements	568	-	568	-
Real estate	284	-	-	284
Cash surrender of value of life insurance	997	-	-	997
Common funds, held at Baptist Foundation of Texas (BFT)				
Group investment fund	34,342	-	34,342	-
Group bond fund	2,181	-	2,181	-
Group equity fund	4,663	-	4,663	-
Other funds	<u>2,724</u>	<u>1,063</u>	<u>-</u>	<u>1,661</u>
Total restricted long-term investments	<u>273,709</u>	<u>87,717</u>	<u>135,099</u>	<u>50,893</u>
Assets whose use is limited				
Cash	47,628	47,628	-	-
Mutual funds	2,134	2,134	-	-
Equity securities	20,736	14,599	6,137	-
Fixed income securities	19,563	-	19,551	12
U S governments securities	9,512	-	9,494	18
Mortgage-backed securities	<u>11,421</u>	<u>-</u>	<u>11,421</u>	<u>-</u>
Total assets whose use is limited	<u>110,994</u>	<u>64,361</u>	<u>46,603</u>	<u>30</u>

BAYLOR HEALTH CARE SYSTEM

Notes to Combined Financial Statements - continued

	June 30, 2012			
	Total	Level 1	Level 2	Level 3
Assets (continued):				
Contributions receivable, net				
Beneficial interest in split-interest agreements	\$ 15,171	\$ -	\$ -	\$ 15,171
Total contributions receivable, net	15,171	-	-	15,171
Investments of insurance subsidiary				
Cash	152	152	-	-
Fixed income securities	2,011	-	2,011	-
Total investments of insurance subsidiary	2,163	152	2,011	-
Total assets at fair value	\$2,324,773	\$ 915,040	\$1,037,659	\$ 372,074
Liabilities:				
Interest rate swap agreements, net of collateral	\$ 91,477	\$ -	\$ 91,477	\$ -
Total liabilities at fair value	\$ 91,477	\$ -	\$ 91,477	\$ -

THE REMAINDER OF THIS PAGE WAS INTENTIONALLY LEFT BLANK

BAYLOR HEALTH CARE SYSTEM

Notes to Combined Financial Statements - continued

The following tables are a roll forward of the combined balance sheet amounts for financial instruments classified by the System within Level 3 of the valuation hierarchy defined above for fiscal years 2013 and 2012 (in thousands)

	June 30, 2013						
	Private Equity	Real Estate	Hedge Funds	Other Funds	Split-Interest Agreements	Common Investment Funds	Total
Balance at June 30, 2012	\$ 138.642	\$ 79.254	\$ 135.546	\$ 432	\$ 15.171	\$ 3.029	\$ 372.074
Realized gains	16.557	970	12.786	15	2.990	-	33.318
Unrealized gains (losses), net	6.409	5.237	11.538	(48)	1.056	(82)	24.110
Purchases	32.896	2.548	11.508	-	15	212	47.179
Settlements	(35.594)	(904)	(34.250)	(34)	-	-	(70.782)
Transfers out of Level 3	-	-	(46.235)	(170)	-	-	(46.405)
Transfers into level 3	-	-	13.003	82	-	-	13.085
Balance at June 30, 2013	<u>\$ 158.910</u>	<u>\$ 87.105</u>	<u>\$ 103.896</u>	<u>\$ 277</u>	<u>\$ 19.232</u>	<u>\$ 3.159</u>	<u>\$ 372.579</u>

	June 30, 2012						
	Private Equity	Real Estate	Hedge Funds	Other Funds	Split-Interest Agreements	Common Investment Funds	Total
Balance at June 30, 2011	\$ 136.075	\$ 41.832	\$ 138.367	\$ 370	\$ 14.282	\$ 3.168	\$ 334.094
Realized gains (losses)	11.703	389	(1.124)	15	1.436	-	12.419
Unrealized (losses) gains, net	(3.684)	2.078	6.023	7	(534)	(628)	3.262
Purchases	19.533	38.442	227.505	1.689	-	489	287.658
Settlements	(24.985)	(3.487)	(143.751)	(215)	(13)	-	(172.451)
Transfers out of Level 3	-	-	(124.097)	(1.626)	-	-	(125.723)
Transfers into level 3	-	-	32.623	192	-	-	32.815
Balance at June 30, 2012	<u>\$ 138.642</u>	<u>\$ 79.254</u>	<u>\$ 135.546</u>	<u>\$ 432</u>	<u>\$ 15.171</u>	<u>\$ 3.029</u>	<u>\$ 372.074</u>

THE REMAINDER OF THIS PAGE WAS INTENTIONALLY LEFT BLANK

BAYLOR HEALTH CARE SYSTEM

Notes to Combined Financial Statements - continued

At June 30, 2013 and 2012, respectively, alternative investments recorded at net asset value consisted of the following (in thousands)

	June 30, 2013			
	Fair Value	Unfunded Commitments	Redemption Frequency if Currently Eligible	Redemption Notice Period
	Equity long short hedge funds ^a	\$ 14.774	\$ -	quarterly, annually
Event driven investments ^b	86.326	6.750	quarterly, annually	30-90 days
Relative value investments ^c	83.710	-	monthly, quarterly	30-90 days
Tactical trading investments ^d	47.878	-	daily, monthly	2-90 days
Risk parity ^e	132.361	-	monthly	5-30 days
Real estate funds - open ended ^f	48.838	-	quarterly	90 days
Real estate funds - close ended ^g	38.267	909		
Group mortgage Loan and Real Estate fund ^h	811	-		
Oil and gas funds ⁱ	623	-		
Private equity funds ^j	158.910	56.556		
Total	\$ 612.498	\$ 64.215		

	June 30, 2012			
	Fair Value	Unfunded Commitments	Redemption Frequency if Currently Eligible	Redemption Notice Period
	Equity long short hedge funds ^a	\$ 17.424	\$ -	quarterly, annually
Event driven investments ^b	76.457	6.750	quarterly, annually	30-90 days
Relative value investments ^c	65.978	-	monthly, quarterly	30-90 days
Tactical trading investments ^d	36.826	-	daily, monthly	2-90 days
Risk parity ^e	167.156	-	monthly	5-30 days
Real estate funds - open ended ^f	42.481	-	quarterly	90 days
Real estate funds - close ended ^g	36.773	1,504		
Group mortgage Loan and Real Estate Fund ^h	791	-		
Oil and gas funds ⁱ	776	-		
Private equity funds ^j	138.642	40,467		
Total	\$ 583.304	\$ 48,721		

BAYLOR HEALTH CARE SYSTEM

Notes to Combined Financial Statements - continued

- a) Equity long/short strategy involves managers buying long equities that are expected to increase in value and selling short equities that are expected to decrease in value. Typically, equity long/short investing is based on "bottom up" fundamental analysis of the individual companies, in which investments are made. There may also be "top down" analysis of the risks and opportunities offered by industries, sectors, countries, and the macroeconomic situation. Long/short covers a wide variety of strategies. There are generalists, and managers who focus on certain industries and sectors or certain regions. Managers may specialize in a category — for example, large cap or small cap, value or growth. There are many trading styles, with frequent or dynamic traders and some longer-term investors. Returns are generally more correlated with the direction of the equity markets, although reduction in market risk exposure through shorting is expected to enhance the absolute and risk-adjusted returns relative to the overall performance of the asset class. The fair values of the investments in this class have been estimated using the net asset value per share of the funds.
- b) Event-driven investing is a strategy which seeks to exploit pricing inefficiencies that may occur before or after a corporate event, such as an earnings call, bankruptcy, merger, acquisition, or spinoff. Returns are less correlated with the general direction of market movements primarily due to the idiosyncratic nature of individual events. Several investment managers include quarterly % redemption limits. The fair values of the investments in this class have been estimated using the net asset value per share of the funds.
- c) Relative value strategies are designed to focus on large, long-term mispricing in the global fixed-income, equity and credit markets, capturing relative-value anomalies via multi-product trades. Returns are relatively uncorrelated with the general direction of market movements since they avoid taking a directional bias with regards to the price movement of a specific stock or market. Several investment managers include quarterly % redemption limits and/or early redemption penalties. The fair values of the investments in this class have been estimated using the net asset value per share of the funds.
- d) Tactical trading strategies generally invest on a large scale around the world using economic theory to justify the decision making process on either a discretionary or systematic basis. Strategies are typically based on forecasts and analysis about interest rates trends, the general flow of funds, political changes, government policies, inter-government relations, and other broad systemic and technical factors. Returns are relatively uncorrelated with the general direction of market movements. Several investment managers include quarterly % redemption limits. The fair values of the investments in this class have been estimated using the net asset value per share of the funds.
- e) The risk parity class strategy invests across global markets including equities, nominal government bonds, inflation linked bonds, commodities, and emerging markets on a risk balanced framework. Typically these strategies incorporate leverage to increase the risk contribution from low volatility asset classes (e.g., inflation linked bonds and nominal government bonds). The fair values of the investments in this class have been estimated using the net asset value per share of the funds.

BAYLOR HEALTH CARE SYSTEM

Notes to Combined Financial Statements - continued

- f) This class includes a real estate fund that invests in U S commercial real estate. The fair values of the investments in this class have been estimated using the net asset value, which is based on the ownership interest of the partners' capital. Redemptions are available on a quarterly basis, subject to the discretion of the General Partners. The General Partners may elect to establish a redemption queue should the level redemptions for a given quarter be detrimental to the fund's overall performance.
- g) This class includes several real estate funds that invest primarily in U S commercial real estate and industries related to real estate, with some having minimal exposure outside of the U S. The fair values of the investments in this class have been estimated using the net asset value, which is based on the ownership interest of partners' capital. These partnerships are illiquid and therefore do not have a redemption feature. Distributions from each fund will be received as the underlying investments of the funds are liquidated. It is estimated that the underlying assets of these funds will be liquidated over the next six years.
- h) This class is primarily invested in real estate and loans secured by real estate located in the Dallas/Fort Worth area. The fair value of the investments have been estimated based on internal appraisals using the fund management's knowledge of the properties, current real estate market for similar properties and recent sales of comparative properties. This fund is illiquid and redemption is subject to fund management approval. Distributions from the fund will be received as the underlying investments are liquidated. It is estimated that the underlying assets of the fund will be liquidated over the next 2 to 10 years. This fund is closed to new investors.
- i) This class is primarily invested in mineral properties located in Texas and Wyoming. The fair value of the mineral properties have been estimated by multiplying the most recent twelve months of royalty income, excluding lease bonus income, times a factor of four. The fund's management used a multiple of four for the valuation based on current industry methodology, recent market transactions, and the fund's extensive experience in mineral properties. This fund is illiquid and redemption is subject to fund management approval. Royalty income is distributed quarterly subject to fund management approval (\$0.77 per unit per quarter in 2012 and \$0.80 per unit per quarter in 2013). Distributions from the fund will be received as the underlying investments are depleted. This fund is closed to new investors.
- j) This class currently includes 30 unique private equity limited partnerships that each invest in a variety of mostly private companies. These investments have a drawdown structure where a portion of commitments (which are made upon entering the partnership) are called gradually over the first 3-6 years of the partnership's life. It is expected that most of the unfunded commitments should be called within the next 6 years. These partnerships are illiquid and therefore do not have a redemption feature. Instead, the nature of the investments in this class is that distributions are received as the investment in the underlying companies is sold. It is estimated that the current underlying assets of these partnerships should be liquidated within the next 10 years. The investments are valued based on each partnership's valuation policy.

BAYLOR HEALTH CARE SYSTEM

Notes to Combined Financial Statements - continued

which is then subject to annual third party financial audits. Financial audits are available, on average, approximately 90 days following year end. Therefore, the valuation at year end reflects the latest reported manager valuation with adjustments for new capital calls and distributions.

Long-term Debt

The System's long-term debt obligations, excluding capital leases, are reported in the accompanying combined balance sheets at carrying value which totaled approximately \$1,001,626,000 and \$879,504,000 at June 30, 2013 and 2012, respectively. The fair value of these obligations is estimated based primarily on quoted market prices for related bonds and is therefore classified as Level 2. The fair value of the System's long-term debt obligations, excluding capital leases totaled approximately \$1,015,370,000 and \$925,557,000 at June 30, 2013 and 2012, respectively.

4. ENDOWMENTS

The System's endowments consist of donor-restricted and board-designated endowment funds for a variety of purposes. The net assets associated with endowment funds are classified and reported based on the existence or absence of donor imposed restrictions.

The System has interpreted the State of Texas Uniform Prudent Management of Institutional Funds Act (UPMIFA) as not requiring the maintaining of purchasing power of permanently restricted endowment funds absent explicit donor stipulations to the contrary. As a result of this interpretation, the System classifies as permanently restricted net assets, (a) the original value of gifts donated to the permanent endowment, (b) the original value of subsequent gifts to the permanent endowment, and (c) accumulations to the permanent endowment made in accordance with the direction of the applicable donor gift instrument at the time the accumulation is added to the fund. The remaining portion of the donor-restricted endowment fund that is not classified in permanently restricted net assets is classified as temporarily restricted net assets until those amounts are appropriated for expenditure of the System in a manner consistent with the standard of prudence prescribed by UPMIFA. In accordance with UPMIFA, the System considers the following factors in making a determination to appropriate or accumulate endowment funds:

- 1) The duration and preservation of the fund
- 2) The purposes of the System and the donor restricted endowment fund
- 3) General economic conditions
- 4) The possible effect of inflation and deflation
- 5) The expected total return from income and the appreciation of investments
- 6) Other resources of the System and
- 7) The investment policies of the System

BAYLOR HEALTH CARE SYSTEM

Notes to Combined Financial Statements - continued

Endowment net asset composition by type of fund as of June 30 follows (in thousands)

	<u>Unrestricted</u>	<u>Temporarily Restricted</u>	<u>Permanently Restricted</u>	<u>2013 Total</u>
Donor-restricted endowment funds	\$ (678)	\$ 65,126	\$ 168,197	\$ 232,645
Board-designated endowment funds	<u>3,326</u>	<u>-</u>	<u>-</u>	<u>3,326</u>
Total endowment funds	<u>\$ 2,648</u>	<u>\$ 65,126</u>	<u>\$ 168,197</u>	<u>\$ 235,971</u>

	<u>Unrestricted</u>	<u>Temporarily Restricted</u>	<u>Permanently Restricted</u>	<u>2012 Total</u>
Donor-restricted endowment funds	\$ (1,876)	\$ 53,137	\$ 165,475	\$ 216,736
Board-designated endowment funds	<u>3,094</u>	<u>-</u>	<u>-</u>	<u>3,094</u>
Total endowment funds	<u>\$ 1,218</u>	<u>\$ 53,137</u>	<u>\$ 165,475</u>	<u>\$ 219,830</u>

Changes in endowment net assets for the years ended June 30 follows (in thousands)

	<u>Unrestricted</u>	<u>Temporarily Restricted</u>	<u>Permanently Restricted</u>	<u>Total</u>
Endowment net assets, June 30, 2012	\$ 1,218	\$ 53,137	\$ 165,475	\$ 219,830
Investment income and realized gains	896	14,145	146	15,187
Net appreciation and unrealized gains	674	11,733	-	12,407
Gifts	-	83	1,658	1,741
Appropriation of endowment assets for expenditure	(429)	(13,471)	-	(13,900)
Additions to endowments related to matured trusts	-	-	10	10
Other	<u>289</u>	<u>(501)</u>	<u>908</u>	<u>696</u>
Endowment net assets, June 30, 2013	<u>\$ 2,648</u>	<u>\$ 65,126</u>	<u>\$ 168,197</u>	<u>\$ 235,971</u>

	<u>Unrestricted</u>	<u>Temporarily Restricted</u>	<u>Permanently Restricted</u>	<u>Total</u>
Endowment net assets, June 30, 2011	\$ (730)	\$ 53,185	\$ 165,202	\$ 217,657
Investment income and realized gains	445	16,881	359	17,685
Net appreciation and unrealized gains (losses)	244	(12,709)	-	(12,465)
Gifts	-	142	4,089	4,231
Appropriation of endowment assets for expenditure	(726)	(6,824)	-	(7,550)
Additions to endowments related to matured trusts	-	-	310	310
Other	<u>1,985</u>	<u>2,462</u>	<u>(4,485)</u>	<u>(38)</u>
Endowment net assets, June 30, 2012	<u>\$ 1,218</u>	<u>\$ 53,137</u>	<u>\$ 165,475</u>	<u>\$ 219,830</u>

BAYLOR HEALTH CARE SYSTEM

Notes to Combined Financial Statements - continued

Permanently Restricted Net Assets

The portion of perpetual endowment funds that is required to be retained permanently either by explicit donor stipulation or by State of Texas UPMIFA follows (in thousands)

	<u>2013</u>	<u>2012</u>
Education	\$ 34,828	\$ 35,704
Patient care	84,507	81,235
Research	46,665	46,340
General operations	<u>2,197</u>	<u>2,196</u>
Total endowment assets classified as permanently restricted net assets	<u>\$ 168,197</u>	<u>\$ 165,475</u>

Endowment Funds with Deficits

From time to time, the fair value of assets associated with individual donor-restricted endowment funds may fall below the value of the initial and subsequent donor gift amounts (deficit). When donor endowment deficits exist, they are classified as a reduction of unrestricted net assets. Deficits of this nature reported in unrestricted net assets were approximately \$94,000 and \$149,000 as of June 30, 2013 and 2012, respectively. These deficits resulted from unfavorable market fluctuations and authorized appropriation that was deemed prudent.

Return Objectives and Risk Parameters

The System follows an investment policy that attempts to provide a predictable stream of funding to programs supported by its endowment while seeking to maintain the purchasing power of endowment assets. Under this policy, the return objective for the endowment assets, measured over a full market cycle, shall be to maximize the return against various indices, based on the endowment's target allocation applied to the appropriate individual benchmarks. To achieve its long-term rate of return objectives, the System relies on a total return strategy in which investment returns are achieved through both capital appreciation (realized and unrealized gains) and current yield (interest and dividends). The System targets a diversified asset allocation that places greater emphasis on equity-based investments to achieve its long-term objectives within prudent risk constraints.

Relationship of Endowment Spending Practices to Investment Objectives

The System determines the appropriation of endowment funds for expenditure reimbursement through the budgeting process. Distribution policies for the System's endowments govern the amount of endowment funds that may be appropriated during this process. In establishing its policies, the System considered the long-term expected return on its endowments. Accordingly, over the long-term, the System expects the current distribution policies to allow its endowments to grow at an average of the long-term rate of inflation and maintain its purchasing power. In order to maintain the purchasing power of endowment assets,

BAYLOR HEALTH CARE SYSTEM

Notes to Combined Financial Statements - continued

expenditures are based on investment performance and spending is curbed in response to deficit situations. The corresponding approved allocations are distributed twice a year in accordance with the System's policies. Over the long term, the System expects its endowment to grow consistent with its intention to maintain the purchasing power of the endowment assets as well as to provide additional real growth through new gifts.

5. LONG-TERM DEBT AND CAPITAL LEASE OBLIGATIONS

Long-term debt and capital lease obligations as of June 30, 2013 and 2012 consist of the following:

	2013	2012
	(In thousands)	
Baylor Health Care System -		
Series 2000 Taxable Notes (Auction Rate Securities) -		
Serial Notes, variable interest (0.18% at June 30, 2013), payable monthly, principal payable 2019 through 2025	\$ 19,700	\$ 19,700
Series 2002A Revenue Bonds -		
Serial Bonds, fixed interest rate ranging from 5.00% to 5.75%, payable semiannually, principal payable through 2023	-	64,040
Series 2006A Revenue Bonds -		
Serial Bonds, variable interest (0.14% at June 30, 2013), payable weekly, principal payable through 2014	14,770	26,965
Series 2009 Revenue Bonds -		
Serial Bonds, fixed interest rate of 5.00%, payable semi-annually, principal payable through 2019	13,645	15,595
Series 2009 Revenue Bonds -		
Term Bonds, fixed interest rate of 5.75%, payable semi-annually, principal payable 2020 through 2024	52,555	52,555
Series 2009 Revenue Bonds -		
Term Bonds, fixed interest rate of 6.25%, payable semi-annually, principal payable 2025 through 2029	140,290	140,290
Series 2011A Revenue Bonds -		
Term Bonds, fixed interest rate ranging from 2.00% to 5.00%, payable annually, principal payable through 2030	97,535	98,865

BAYLOR HEALTH CARE SYSTEM

Notes to Combined Financial Statements - continued

	2013	2012
	(In thousands)	
Series 2011B Revenue Bonds - Window Variable Rate Demand Bonds, variable interest (0.19% at June 30, 2013) payable monthly, principal payable 2032 through 2050	\$ 50,000	\$ 50,000
Series 2011C, D & E Revenue Bonds - Variable Rate Demand Bonds, variable interest (0.05% to 0.07% at June 30, 2013), payable monthly, principal payable 2032 through 2050	135,355	135,355
Series 2011F & G Revenue Bonds - Floating Rate Note, variable interest rates (0.77% to 0.81% at June 30, 2013) payable monthly, principal payable 2032 through 2040	75,000	75,000
Series 2013A Revenue Bonds Term Bonds, fixed interest rate ranging from 3.38% to 5.00%, payable semi-annually, principal payable 2028 through 2043	168,565	-
Series 2013B Revenue Bonds Window Variable Rate Demand Bonds, variable interest (0.15% at June 30, 2013) payable monthly, principal payable 2033 through 2050	45,000	-
Series 2013C Revenue Bonds (Taxable) Term Bonds, fixed interest rate of 4.45%, payable semi-annually, principal payable 2033 through 2043	63,045	-
Term Loan - Variable interest priced every 90 days (1.18% at June 30, 2013) payable quarterly, principal payable 2018 through 2031	91,655	91,655
Taxable Bank Line of Credit - Revolving Bank Line of Credit, variable interest priced at LIBOR plus 0.60% at June 30, 2013	-	65,000
Building Lease - Crutcher Annex Interest of 2.85% payable monthly, principal and interest payments through May 2025	13,506	14,292

BAYLOR HEALTH CARE SYSTEM

Notes to Combined Financial Statements - continued

	2013	2012
	(In thousands)	
HRT Properties of Texas, Ltd , Building Leases - Interest of 4 88%, payable monthly, principal and interest payments through September 2017	\$ 11,052	\$ 11,855
Baylor Medical Center at Irving - Building Lease Interest of 3 68% payable monthly, principal and interest payments through March 2045	165,183	167,880
Texas Heart Hospital of the Southwest, LLP - Term Loan - Interest of 5 42%, payable quarterly, principal payable quarterly through 2013	-	2,500
Building Lease - Interest of 5 50%, payable monthly, principal and interest payments through 2030	25,000	-
BMCC - Building Lease - Interest of 9 50%, payable monthly, principal and interest payments through December 2033	59,486	60,387
Irving-Coppell Surgical Hospital - Equipment Notes Payable - Interest ranging from 4 88% to 8 32%, payable monthly, principal and interest payments through January 2015	1,078	1,686
Texas Health Ventures Group (THVG) – Equipment Notes Payable - Interest ranging from 4 9% to 8 0%, payable monthly, principal and interest payments through December 2018	32,610	27,651
Progress Payment Payable - Promissory note of up to \$12,475,000, interest ranging from 4 9% to 6 4%, payable monthly, note payable through 2016	-	11,968

BAYLOR HEALTH CARE SYSTEM

Notes to Combined Financial Statements - continued

	2013	2012
	(In thousands)	
Building Lease, Frisco Medical Center, LLP - Interest at 11.52%, payable monthly, principal and interest payments 2013 through June 2027	\$ 56,545	\$ 56,785
Building Lease, Arlington Ortho - Interest at 8.61%, payable monthly, principal and interest payments through January 2030	23,140	23,450
Building Lease, Dallas Uptown - Interest Rate at 9.30%, payable monthly, principal and interest payments through January 2031	23,376	23,534
Building Lease, Lewisville Surgicare - Interest at 11.39%, payable monthly, principal and interest payments through December 2022	4,990	5,236
Building Lease, Grapevine Surgicare Partners - Interest at 12.66%, payable monthly, principal and interest payments through October 2021	3,863	4,053
Other – Interest ranging from 1.69% to 12.00%, payable monthly, principal and interest payments through May 2029	13,249	15,826
Other System Capital Leases and Long-Term Debt	12,447	8,944
	1,412,640	1,271,067
Unamortized original issue premium	3,805	2,480
Current maturities	(37,907)	(37,519)
Long-term debt subject to short-term remarketing arrangements	(95,000)	(50,000)
	\$ 1,283,538	\$ 1,186,028

The Revenue Bonds issued by BHCS, the Series 2000 Taxable Notes issued by BHCS, and the Taxable Bank Line of Credit issued by BHCS, are entitled to the benefit of a Master Indenture of Trust and Security Agreement (MIT) dated May 1, 1998, under which the BHCS Obligated Group, which includes BHCS, the Medical Center, Baylor All Saints Medical Center (BASMC), the Baylor Medical Centers at Garland and McKinney, Baylor Medical Center at Waxahachie, Baylor Regional Medical Center at Grapevine and Baylor Regional Medical Center at Plano, is obligated for payment. BASMC, the Baylor Medical Center at Garland, Waxahachie, and Baylor Regional Medical Center at Grapevine and Baylor Regional Medical Center at Plano became members of the BHCS Obligated Group in January 2008.

BAYLOR HEALTH CARE SYSTEM

Notes to Combined Financial Statements - continued

In March 2008, BHCS entered into a three-year taxable revolving line of credit with Bank of America, N A and JP Morgan Chase Bank, N A. In June 2011, this facility was expanded to \$275,000,000 with the addition of two new banks. Under this line of credit, BHCS may borrow at variable rates through June 13, 2014. As of June 30, 2012, there was \$65,000,000 borrowed under this line of credit. As of June 30, 2013, there was no outstanding amount under this line of credit.

In June 2011, BHCS issued \$359,220,000 of Hospital Revenue Bonds through the Tarrant County Cultural Education Facilities Finance Corporation. Proceeds, net of underwriter's discount, totaling approximately \$364,815,000 were used to repay \$75,000,000 in borrowings under the taxable revolving line of credit and refund \$150,000,000 of Series 2006B and 2006C Revenue Bonds. Bond proceeds have been used for capital projects totaling approximately \$22,053,000 and \$83,133,000 in 2013 and 2012, respectively. The remaining bond proceeds are deposited into the fund's general account for costs of issuance and future project expenditures.

Included in the 2011 issuance were Window variable rate demand bonds. These bonds are subject to long-term amortization periods and may be put to the System at the option of the bondholders in connection with certain remarketing arrangements. To the extent the bondholders may, under the terms of the debt, put their bonds within 12 months after June 30, 2013, the principal amount of such bonds has been classified as a current obligation in the accompanying combined balance sheets. Management believes the likelihood of a material amount of bonds being put to the System to be remote. However, to address this likelihood, management has taken steps to provide various sources of liquidity in the event any bonds would be put.

On July 15, 2011, the System entered into a term loan agreement with Bank of America and the proceeds were used to redeem the Baylor University Medical Center Series 1998 Revenue and Refunding Bonds and Baylor University Medical Center Term Bonds totaling approximately \$91,655,000. A loss on extinguishment of debt of approximately \$1,314,000 was recorded upon the redemption of the 1998 Series bonds.

On September 15, 2011, the System provided notice of redemption on the outstanding 2001A Series Bonds. The bonds were redeemed on October 17, 2011 for a redemption price of approximately \$51,100,000. A loss on extinguishment of debt of approximately \$1,669,000 was recorded upon the redemption of the 2001A Series Bonds.

On November 2, 2012, BHCS provided notice of redemption on the outstanding 2002A Series Bonds. The bonds were redeemed on December 3, 2012 for a redemption price equal to 100% of the principal amount of \$62,185,000 and accrued interest in the amount of approximately \$165,000 for an aggregate redemption of \$62,350,000. A loss on extinguishment of debt of approximately \$1,027,000 was recorded upon the redemption of the 2002A Series Bonds.

BAYLOR HEALTH CARE SYSTEM

Notes to Combined Financial Statements - continued

In April 2013, BHCS issued \$276,610,000 of Hospital Revenue Bonds, Hospital Refunding Revenue Bonds, and Taxable Hospital Revenue Bonds through the Tarrant County Cultural Education Facilities Finance Corporation. Proceeds net of underwriter's discount, totaling approximately \$278,753,000 were used to repay \$112,400,000 in borrowings under the taxable revolving line of credit. Bond proceeds have been used for capital projects totaling approximately \$44,493,000 in 2013. The remaining bond proceeds are deposited into the fund's general account for costs of issuance and future project expenditures.

Included in the 2013 issuance was \$45,000,000 of Window variable rate demand bonds. These bonds are subject to long-term amortization periods and may be put to the System at the option of the bondholders in connection with certain remarketing arrangements. To the extent the bondholders may, under the terms of the debt, put their bonds within 12 months after June 30, 2013, the principal amount of such bonds has been classified as a current obligation in the accompanying combined balance sheets. Management believes the likelihood of a material amount of bonds being put to the System to be remote. However, to address this likelihood, management has taken steps to provide various sources of liquidity in the event any bonds would be put.

Future maturities of long-term debt and capital lease obligations, net of unamortized original issue discount, as of June 30, 2013, are shown below (in thousands):

	<u>Long-Term Debt</u>	<u>Capital Lease Obligations</u>	<u>Total</u>
2014	\$ 122,551	\$ 39,879	\$ 162,430
2015	27,640	40,323	67,963
2016	25,428	40,460	65,888
2017	23,045	40,832	63,877
2018	23,060	39,851	62,911
Thereafter	<u>779,902</u>	<u>593,892</u>	<u>1,373,794</u>
	1,001,626	795,237	1,796,863
Less imputed interest	<u>-</u>	<u>384,223</u>	<u>384,223</u>
	<u>\$ 1,001,626</u>	<u>\$ 411,014</u>	<u>\$ 1,412,640</u>

BHCS originally executed interest rate swaps with two counterparties, Goldman Sachs Mitsui Marine Derivative Products, L P (GSMMDP) and Merrill Lynch Capital Services, Inc (MLCS) and subsequently novated four of its five swaps with MLCS to an affiliate, Bank of America, National Association (BANA). In February 2013, BHCS entered into novation agreements with GSMMDP, MLCS and BANA to transfer notional amounts of certain of its outstanding interest rate swaps to Wells Fargo Bank, N A and Deutsche Bank AG. At the same time, BHCS also suspended the fixed payments and variable receipts under 11 of its 12 interest rate swaps until January 15, 2016. In addition, as part of the swap restructuring, GSMMDP, Goldman Sachs Bank USA and BHCS entered into a novation agreement that

BAYLOR HEALTH CARE SYSTEM

Notes to Combined Financial Statements - continued

moved certain swaps from GSMMDP to Goldman Sachs Bank USA. On January 15, 2016, the swap agreements and respective fixed and variable rate payments will commence between BHCS and its swap counterparties. BHCS is subject to collateral threshold and posting requirements under its swap agreements during the suspension period and after the suspension ends. At June 30, 2013, BHCS was not required to post collateral to meet the requirements with its swap counterparties.

None of BHCS's swaps are designated as hedging instruments. Net cash payments during the years ended June 30, 2013 and 2012, totaled approximately \$10,289,000 and \$14,422,000, respectively.

The following table summarizes the fair value of interest rate swaps as of June 30, 2013 and 2012 (in thousands)

	2013 Interest Rate Agreements	Notional* Amount	Fair Value		Change in Fair Value	
			2013	2012	2013	2012
Fixed Payer Swaps	12	\$ 430,075	\$ (78,389)	\$ (106,977)	\$ 28,588	\$ (40,204)
Variable Basis Swaps	-	-	-	-	-	(169)
Total		<u>\$ 430,075</u>	<u>\$ (78,389)</u>	<u>\$ (106,977)</u>	<u>\$ 28,588</u>	<u>\$ (40,373)</u>

*Notional Amount is the face value of a financial instrument used in the calculation of interest. This amount does not actually change hands, it is referred to as notional.

The following table summarizes the fair value of interest rate swaps, by counterparty, as of June 30, 2013 and 2012 (in thousands)

	Notional* Amount	2013 Fair Value	2012 Fair Value
Goldman Sachs Bank USA	\$ 155,760	\$ (28,311)	\$ -
Deutsche Bank AG	102,735	(20,412)	-
Wells Fargo Bank, N A	83,320	(15,942)	-
BANA	73,740	(13,652)	(40,265)
GSMMDP	14,520	(72)	(61,717)
MLCS	-	-	(4,995)
Total interest rate swap liability	430,075	(78,389)	(106,977)
Less interest rate swap collateral	-	-	15,500
Total interest rate swap liability, net	<u>\$ 430,075</u>	<u>\$ (78,389)</u>	<u>\$ (91,477)</u>

* Notional Amount is the face value of a financial instrument used in the calculation of interest. This amount does not actually change hands, it is referred to as notional.

BAYLOR HEALTH CARE SYSTEM

Notes to Combined Financial Statements - continued

6. NONCONTROLLING INTERESTS

The System controls and therefore consolidates certain investees of its subsidiaries. The System regularly engages in the purchase and sale of noncontrolling interests in these investees that do not result in a change of control. These transactions are accounted for as equity transactions as they are undertaken among the System, its consolidated subsidiaries, and noncontrolling interests, and their cash flow effect is classified within financing activities. The System reflects noncontrolling interests in subsidiaries as either noncontrolling interests – redeemable in the mezzanine section of the accompanying combined balance sheets, or noncontrolling interests – nonredeemable in net assets in the combined balance sheets, according to ASC 810.

THE REMAINDER OF THIS PAGE WAS INTENTIONALLY LEFT BLANK

BAYLOR HEALTH CARE SYSTEM

Notes to Combined Financial Statements - continued

The activity for unrestricted net assets presented as attributable to BHCS and noncontrolling interest - nonredeemable for the years ended June 30, 2013 and 2012 are summarized below (in thousands)

	<u>Attributable to BHCS</u>	<u>Noncontrolling Interests - Nonredeemable</u>	<u>Total Unrestricted Net Assets</u>
Balances as of June 30, 2011	\$ 2,443,733	\$ 114,412	\$ 2,558,145
Revenue and gains in excess of expenses and losses	173,891	46,127	220,018
Unrealized gains on investments, net	444	-	444
Net assets released from restrictions for capital expenditures	4,291	-	4,291
Distributions to noncontrolling interests	-	(42,432)	(42,432)
Purchases of noncontrolling interests	-	(880)	(880)
Sales of noncontrolling interests	-	2,714	2,714
Other changes in controlling interest	(2,989)	-	(2,989)
Revenue and gains in excess of expenses and losses attributable to noncontrolling interests - redeemable	(128,071)	-	(128,071)
Net assets acquired	5,269	-	5,269
Other	<u>(6,017)</u>	<u>-</u>	<u>(6,017)</u>
Change in unrestricted net assets	<u>46,818</u>	<u>5,529</u>	<u>52,347</u>
Balances as of June 30, 2012	2,490,551	119,941	2,610,492
Revenue and gains in excess of expenses and losses	442,448	46,284	488,732
Unrealized gains on investments, net	63	-	63
Net assets released from restrictions for capital expenditures	6,647	-	6,647
Distributions to noncontrolling interests	-	(45,307)	(45,307)
Purchases of noncontrolling interests	-	(485)	(485)
Sales of noncontrolling interests	-	233	233
Other changes in controlling interest	(458)	-	(458)
Revenue and gains in excess of expenses and losses attributable to noncontrolling interests - redeemable	(137,473)	-	(137,473)
Other	<u>4,954</u>	<u>-</u>	<u>4,954</u>
Change in unrestricted net assets	<u>316,181</u>	<u>725</u>	<u>316,906</u>
Balances as of June 30, 2013	<u>\$ 2,806,732</u>	<u>\$ 120,666</u>	<u>\$ 2,927,398</u>

BAYLOR HEALTH CARE SYSTEM

Notes to Combined Financial Statements - continued

The activity for noncontrolling interests - redeemable for the years ended June 30, 2013 and 2012 is summarized below (in thousands)

Balance as of June 30, 2011	\$ 120,830
Net income attributable to noncontrolling interests - redeemable	128,071
Distributions to noncontrolling interests	(111,002)
Purchases of noncontrolling interests	(4,789)
Sales of noncontrolling interests	9,419
Noncontrolling interest of acquired entities	<u>5,479</u>
Balance as of June 30, 2012	148,008
Net income attributable to noncontrolling interests - redeemable	137,473
Distributions to noncontrolling interests	(135,601)
Purchases of noncontrolling interests	(5,680)
Sales of noncontrolling interests	21,150
Noncontrolling interest of acquired entities	<u>15,636</u>
Balance as of June 30, 2013	<u>\$ 180,986</u>

7. NET PATIENT CARE REVENUE

BHCS has agreements with third-party payors that provide for payments to BHCS at amounts different from its established rates. Payment arrangements include prospectively determined rates per case, reimbursed costs, discounted charges, and per diem payments. Net patient care revenue (exclusive of charity care – see Note 8) is recognized at the time service is rendered and is reported at the estimated net realizable amounts from patients, third-party payors, and others for services rendered, including estimated contractual adjustments under reimbursement agreements with third-party payors.

Contractual adjustments are accrued on an estimated basis in the period the related services are rendered and adjusted in future periods as final settlements are determined. These contractual adjustments are related to the Medicare and Medicaid programs and managed care contracts. The System offers a 35.0% discount to uninsured patients.

Net patient care revenue from the Medicare and Medicaid programs accounted for approximately 30.0% and 29.0% of total net patient care revenue in 2013 and 2012, respectively. Net patient care revenue from managed care contracts accounted for approximately 68.0% and 66.0% of total net patient care revenue in 2013 and 2012, respectively. Net patient care revenue from other payors accounted for approximately 2.0% and 5.0% of total net patient care revenue in 2013 and 2012, respectively.

Federal Regulations require the submission of annual cost reports covering medical costs and expenses associated with services provided to program beneficiaries. Medicare and Medicaid cost report settlements are estimated in the period services are provided to beneficiaries. Laws

BAYLOR HEALTH CARE SYSTEM

Notes to Combined Financial Statements - continued

and regulations governing the Medicare and Medicaid programs are extremely complex and subject to interpretation. As a result, there is a reasonable possibility that recorded estimates may change by a material amount as interpretations are clarified and cost reports are settled.

These initial estimates are revised as needed until the final cost report is settled. Net patient care revenue from the Medicare and Medicaid programs increased approximately \$38,401,000 and \$16,631,000 in 2013 and 2012, respectively, due to changes in allowances previously estimated for amounts due to Medicare and Medicaid, as a result of changes in regulations and final settlement of numerous cost reports.

During fiscal years 2013 and 2012, BHCS (on behalf of certain Baylor hospitals) and certain other Baylor hospitals individually participated in the State Medicaid Private Hospital Upper Payment Limit Program (UPL Program) (which was terminated December 12, 2012) and in its replacement program, the Section 1115 Demonstration entitled "Texas Healthcare Transformation and Quality Improvement Program" (Waiver Program). BHCS (on behalf of certain Baylor Hospitals) and BHCS hospitals participated in the UPL Program and the Waiver Program through certain indigent care affiliation agreements, the Dallas and Neighboring Counties Indigent Care Affiliation Agreement (Dallas Affiliation), the Tarrant County Affiliation Agreement and effective January 1, 2013 the Tarrant County Indigent Care Regional Healthcare Partnership Affiliation Agreement (Tarrant Affiliation Agreement), the Somervell County Indigent Care Affiliation Agreement (Somervell Affiliation), and the Ellis County Indigent Care Affiliation Agreement (Ellis Affiliation).

BHCS on behalf of Baylor University Medical Center, Baylor Medical Center at Irving, Baylor Medical Center at Garland, Our Children's House at Baylor, Baylor Specialty Hospital and Baylor Medical Center at Carrollton are parties to the Dallas Affiliation (Baylor Regional Medical Center at Plano and Baylor Medical Center at Waxahachie were removed effective October 1, 2012). Baylor Heart and Vascular Center is also a party to the Dallas Affiliation. Baylor All Saints Medical Center, Baylor Regional Medical Center at Grapevine and Baylor Medical Center at Waxahachie (Baylor Medical Center at Waxahachie was added effective January 1, 2013) are parties to the Tarrant Affiliation. Baylor University Medical Center was a party to the Somervell Affiliation which as of October 1, 2012 changed to Baylor All Saints Medical Center. Baylor Medical Center at Waxahachie is a party to the Ellis Affiliation.

Through participation in the UPL Program and the Waiver Program, these Baylor hospitals are subject to extensive federal and state laws, regulations, and conditions of participation and certification requirements. Under various professional services agreements between the indigent care corporations (established by the participating private hospitals) or Baylor hospitals and other providers, the indigent care corporations and Baylor hospitals are obligated to pay for services furnished to indigent patients irrespective of supplemental payments made or not made to the Baylor hospitals. A Baylor hospital cannot properly enter into an agreement with the governmental entity that is party to the affiliation to condition either the amount of public funds transferred by the governmental entity or the amount of

BAYLOR HEALTH CARE SYSTEM

Notes to Combined Financial Statements - continued

supplemental payments the Baylor hospital receives on the amount of indigent care the Baylor hospital has provided or will provide. A Baylor hospital cannot properly enter into any agreement with the governmental entity that is party to the affiliation to condition the amount of the Baylor hospital's indigent care obligation on either the amount of public funds transferred by the governmental entity to the State or the amount of supplemental payments the Baylor hospital may be eligible to receive. A Baylor hospital (or any entity acting on its behalf) cannot properly make cash or in-kind transfers to the governmental entity that is party to the affiliation other than transfers and transactions that comply with certain conditions. A Baylor hospital (or any entity acting on its behalf) cannot properly take assignment of a contractual or statutory obligation of the governmental entity that is party to the affiliation. The aggregate compensation paid by the indigent care corporations and Baylor hospitals to the providers under the professional services agreements is set in advance and must be consistent with fair market value and commercially reasonable for the services provided by the providers. The affiliation agreements and their underlying arrangements were structured considering these laws, regulations, and conditions of participation and certification requirements.

For fiscal years 2013 and 2012, BHCS hospitals as a result of participating in the aforementioned UPL Program and Waiver Program recognized net patient care revenue of approximately \$94,692,000 and \$65,711,000, respectively. Any unpaid amounts are recorded as other receivables in the accompanying balance sheets. For fiscal years 2013 and 2012, BHCS hospitals incurred approximately \$72,854,000 and \$34,538,000 for services performed under various services agreements which are recorded as other operating expenses in the combined statements of operations and changes in net assets.

8. CHARITY CARE

The System provides care to patients who lack financial resources and are deemed medically or financially indigent. Because the System does not pursue collection of amounts determined to qualify as charity care, these amounts have been removed from net patient care revenue as described in Note 7. The charges related to this care along with estimates for possible future charity care write-offs related to current accounts receivable totaled approximately \$641,544,000 and \$422,616,000 in 2013 and 2012, respectively. The estimated direct and indirect cost of providing these services, calculated using the ratio of patient care cost to charges, was approximately \$210,438,000 and \$154,423,000 in 2013 and 2012, respectively. In addition, the System provides services through government-sponsored indigent health care programs (such as Medicaid) to other indigent patients.

The System also commits time and resources to endeavors and critical services which meet otherwise unfulfilled community needs. Many of these activities are entered into with the understanding that they will not be self-supporting or financially viable. The expenditures for medical research activities and direct medical education are reported in Note 10.

BAYLOR HEALTH CARE SYSTEM

Notes to Combined Financial Statements - continued

9. RETIREMENT BENEFITS

The System maintains two 401(k) defined contribution plans for eligible employees. Employees are eligible to contribute to the plan immediately with no minimum service or age requirement.

The System matches amounts contributed by employees, up to 5.0% of the employee's base compensation. Employees gradually vest in the System's matching contribution over five years. Retirement benefits equal the amounts accumulated to the employee's individual credit at the date of retirement.

The System's contributions to the 401(k) plan totaled approximately \$42,037,000 and \$40,285,000 for 2013 and 2012, respectively, and are included in salaries, wages, and employee benefits expenses in the accompanying combined statements of operations and changes in net assets.

ASC 715, "Compensation – Retirement Benefits," requires the System to recognize the funded status (i.e., the difference between the fair value of plan assets and the benefit obligation) of its defined benefit pension and other postretirement benefit plans in the accompanying combined balance sheets with a corresponding adjustment to unrestricted net assets. The net unrecognized actuarial losses and unrecognized prior service benefits are recognized as a component of future net periodic cost pursuant to the System's policy for amortizing such amounts. Further, actuarial gains and losses that arise in subsequent periods and are not recognized as net periodic pension cost in the same periods are recognized as other changes in unrestricted net assets. Those amounts are recognized as a component of net periodic cost.

BHCS and six of its affiliated hospitals provided a defined benefit plan, the Baylor Health Care System Retirement Security Plan (the "BEST Plan"), for employees, which was discontinued on January 1, 1984. All BEST Plan assets were invested in cash and cash equivalents at June 30, 2013 and 2012.

The following table sets forth the benefit obligations, plan assets and funded status of the BEST Plan as of June 30 (in thousands):

	<u>2013</u>	<u>2012</u>
Fair value of plan assets	\$ 375	\$ 387
Benefit obligation	<u>(20,462)</u>	<u>(22,122)</u>
Unfunded benefit obligation	<u>\$ (20,087)</u>	<u>\$ (21,735)</u>

All Saints Health System provided a defined benefit plan, the All Saints Health System Pension Plan (the "All Saints Plan"), for employees of All Saints, which was frozen to future benefit accruals as of January 1, 2002, with the All Saints Health System purchase by BHCS.

BAYLOR HEALTH CARE SYSTEM

Notes to Combined Financial Statements - continued

The All Saints Plan assets were invested in cash and cash equivalents and equity securities at June 30, 2013, and cash and cash equivalents, equity securities, and fixed income securities at June 30, 2012

The following table sets forth the benefit obligations, plan assets and funded status of the All Saints Plan as of June 30 (in thousands)

	<u>2013</u>	<u>2012</u>
Fair value of plan assets	\$ 18,828	\$ 16,708
Benefit obligation	<u>(25,011)</u>	<u>(27,007)</u>
Unfunded benefit obligation	<u>\$ (6,183)</u>	<u>\$ (10,299)</u>

10. FUNCTIONAL EXPENSES

The System provides general health care services to residents within its geographic area. Expenses related to providing these services are as follows for the years ended June 30 (in thousands)

	<u>2013</u>	<u>2012</u>
Patient care	\$ 2,855,432	\$ 2,712,845
Education	38,265	31,563
Research	51,886	49,381
General and administrative	817,626	735,886
Other	<u>67,283</u>	<u>51,786</u>
	<u>\$ 3,830,492</u>	<u>\$ 3,581,461</u>

Other includes expenses related to the System's construction activities, professional office building management, and fundraising

11. COMMITMENTS AND CONTINGENCIES

The System leases various equipment and property under operating leases. These payments are due monthly through July 2037. Future minimum lease commitments under operating leases that have initial or remaining noncancelable lease terms in excess of one year are as follows as of June 30, 2013 (in thousands)

2014	\$ 67,826
2015	65,604
2016	60,297
2017	56,382
2018	53,283
Thereafter	<u>309,188</u>
	<u>\$ 612,580</u>

BAYLOR HEALTH CARE SYSTEM

Notes to Combined Financial Statements - continued

The System has incurred rental expense for both cancelable and noncancelable equipment and space leases totaling approximately \$85,101,000 and \$83,485,000 in 2013 and 2012, respectively

The Irving Hospital Authority (“Authority”) entered into a Master Agreement (“Master Agreement”) with Baylor Medical Center at Irving (Irving) and BHCS and a Lease Agreement (“Lease Agreement”) with Irving

Under the terms of the Lease Agreement, Irving agreed to manage and lease substantially all properties of the Authority over an initial lease term of 20 years, beginning August 1, 1995, with an option to renew the lease for two additional 10 year terms. An Amended and Restated Lease Agreement (“Amended Lease Agreement”) was entered into by the Authority and Irving effective April 1, 2010, to extend the lease thirty five years through March 31, 2045, and to supersede nearly all the obligations of the original Master Agreement and Lease Agreement

The Amended Lease Agreement is accounted for as a capital lease with (a) fixed rent payments of approximately \$8,825,000 per year, as adjusted by a September 24, 2010 amendment to the Amended Lease Agreement, plus (b) a contingent rent payment equal to 20.0% of the excess operating cash flow derived from the prior fiscal year’s operations, as defined in the Amended Lease Agreement. Irving accrued \$3,045,000 at June 30, 2012 for the contingent rent payment due to the Authority on November 1, 2012. No contingent rent payments were due under the Amended Lease Agreement in 2013.

BHCS signed a Limited Joinder to evidence its agreement with the BHCS obligations included in the Amended Lease Agreement and to covenant that BHCS will pay the rent and the early termination fee/liquidated damages if Irving fails to pay those obligations. During the initial six year term of the Revised Lease Agreement, Irving pays BHCS a management fee, based on a percentage of the excess operating cash flow, as defined in the Revised Lease Agreement. BHCS continues to be required to contribute \$100,000 per year to Irving, to be matched by the Irving Healthcare Foundation, for community health projects, which are mutually agreed upon by BHCS and Irving. BHCS contributed \$100,000 directly to Irving in 2013 and 2012, respectively. At the end of the lease term the leased facilities will be surrendered to the Authority. At June 30, 2013, no liability under the Revised Lease Agreement was recorded as no amount can be reasonably estimated.

On November 1, 2006, BHCS entered into a five-year affiliation agreement (that automatically renews for additional five year-terms) with Hopkins County Hospital District d/b/a Hopkins County Memorial Hospital, located in Sulphur Springs, Texas (approximately 79 miles northwest of Dallas). Under the affiliation agreement, BHCS provides certain services for a fee which include MedAssets sponsorship, advisory services, physician recruitment and access to continuing education programs. Hopkins County Hospital District is not owned or controlled by any member of the System.

BAYLOR HEALTH CARE SYSTEM

Notes to Combined Financial Statements - continued

On February 1, 2007, BHCS entered into a five-year affiliation agreement (that automatically renews for additional five-year terms) with 99-bed Decatur Hospital Authority d/b/a Wise Regional Health System, located in Decatur, Texas (approximately 40 miles northwest of Fort Worth) Under the affiliation agreement, BHCS provides certain services for a fee which include MedAssets sponsorship, advisory services, physician recruitment and access to continuing education programs Decatur Hospital Authority is not owned or controlled by any member of the System

On October 1, 2008, BHCS entered into a five-year affiliation agreement (that automatically renews for additional five-year terms) with Glen Rose Medical Foundation d/b/a Glen Rose Medical Center, a 16-bed hospital located in Glen Rose, Texas (approximately 54 miles southwest of Fort Worth) As of March 24, 2010, the agreement was assigned to Somervell County Hospital Authority, which assumed operation of the hospital Under the affiliation agreement, BHCS provides certain services for a fee which include MedAssets sponsorship, advisory services, physician recruitment and access to continuing education programs Somervell County Hospital Authority is not owned or controlled by any member of the System

On January 1, 2009, BHCS entered into a five-year affiliation agreement (that automatically renews for additional five-year terms) with Hunt Memorial Hospital District, which operates Hunt Regional Medical Center at Greenville and Hunt Regional Community Hospital at Commerce Hunt Regional Medical Center at Greenville is located approximately 45 miles northeast of Dallas and is a 201-bed acute care hospital that features The Lou and Jack Finney Cancer Center and a 16-bed intensive care unit Hunt Regional Community Hospital at Commerce is located approximately 65 miles northeast of Dallas and is a 24-bed critical access facility Under the affiliation agreement, both organizations remain independent, but BHCS provides certain services for a fee including MedAssets sponsorship, advisory services, physician recruitment and access to continuing education programs Hunt Memorial Hospital District is not owned or controlled by any member of the System

On July 25, 2012, Baylor Heart and Vascular Hospital (BHVH) entered into a 3-year affiliation agreement (that automatically renews for additional 1-year terms) with Hunt Memorial Hospital District Under the affiliation agreement, both organizations remain independent, but BHVH provides Catherization Lab management for a fee Hunt Memorial Hospital District is not owned or controlled by any member of the System

The healthcare industry is subject to numerous laws and regulations of federal, state, and local governments These laws and regulations include, but are not necessarily limited to, matters such as licensure, accreditation, government healthcare program participation requirements, reimbursement for patient services, physician ownership and self-referral, and Medicare and Medicaid fraud and abuse Government activity has continued with respect to investigations and allegations concerning possible violations of fraud and abuse statutes and regulations by healthcare providers Violations of these laws and regulations could result in expulsion from

BAYLOR HEALTH CARE SYSTEM

Notes to Combined Financial Statements - continued

government healthcare programs together with the imposition of significant fines and penalties, as well as significant repayments for patient services previously billed. Management believes that the System is in compliance with applicable fraud and abuse laws and regulations as well as other applicable federal and state laws and regulations.

12. SUBSEQUENT EVENTS

BTDI, JV, LLP

Effective January 7, 2013, BTDI JV, LLP, a Texas limited liability partnership, was formed between the Medical Center and Touchstone Imaging of Mesquite, LP (Touchstone) for the purpose of owning, operating, and managing independent diagnostic testing facilities to provide imaging services to patients in North Texas as part of an integrated health care delivery system affiliated with the System. The partnership became operational July 1, 2013.

Affiliation Agreement

Effective October 1, 2013, BHCS and Scott & White Healthcare, a Texas nonprofit corporation (S&W), have consummated their affiliation (the "Affiliation") pursuant to an Affiliation Agreement (the "Agreement") dated June 19, 2013. The Affiliation was accomplished through the creation of a new Texas limited liability company, Baylor Scott & White Health LLC ("Baylor Scott & White Health"). BHCS and S&W are equal members in Baylor Scott & White Health, which has control and substantial reserved powers over all BHCS and S&W material affiliates.

The System has performed an evaluation of subsequent events through November 8, 2013, which is the date the financial statements were available to be issued.



Report of Independent Auditors On Accompanying Combining Information

To The Board of Trustees
Baylor Health Care System:

We have audited the combined financial statements of Baylor Health Care System and subsidiaries as of June 30, 2013 and 2012, and for the years then ended and our report thereon appears on page one of this document. Those audits were conducted for the purpose of forming an opinion on the combined financial statements taken as a whole. The supplementary combining information is the responsibility of management and was derived from and relates directly to the underlying accounting and other records used to prepare the combined financial statements. The supplementary combining information has been subjected to the auditing procedures applied in the audit of the financial statements and certain additional procedures, including comparing and reconciling such information directly to the underlying accounting and other records used to prepare the financial statements or to the financial statements themselves and other additional procedures, in accordance with auditing standards generally accepted in the United States of America. In our opinion, the supplementary combining information is fairly stated, in all material respects, in relation to the combined financial statements taken as a whole. The supplementary combining information is presented for purposes of additional analysis of the combined financial statements rather than to present the financial position, results of operations and cash flows of the individual companies and is not a required part of the combined financial statements. Accordingly, we do not express an opinion on the financial position, results of operations and cash flows of the individual companies.

The accompanying other community benefits information is presented for purposes of additional analysis and is not a required part of the basic financial statements. Such information has not been compiled, reviewed, or audited by us and, accordingly we do not express an opinion or provide any assurance on it.

PricewaterhouseCoopers LLP

November 8, 2013

BAYLOR HEALTH CARE SYSTEM

OTHER COMMUNITY BENEFITS - UNAUDITED

Nonprofit hospitals are required to report community benefits under the requirements of Texas Health and Safety Code Chapter 311. BHCS reports its required community benefits as a hospital system which includes all BHCS nonprofit hospitals with the exception of Baylor University Medical Center (the Medical Center), Baylor All Saints Medical Center (BASMC) and Our Children's House at Baylor (OCH) which are reported separately as these hospitals, due to their Medicaid Disproportionate Share status, are excluded and deemed by the State of Texas to be in compliance with the requirements of Chapter 311.

For Texas state law purposes, unaudited community benefits include the unreimbursed cost of charity care, the unreimbursed cost of government-sponsored indigent health care (i.e., Medicaid), and the unreimbursed cost of government-sponsored health care (i.e., Medicare), medical education, and other community benefits and services. The amount of community benefits reportable for Texas state law purposes by all BHCS nonprofit hospitals, including the Medical Center, BASMC and OCH, totaled approximately \$626,074,000 and \$539,791,000 in 2013 and 2012, respectively.