



See a Social Security Number? Say Something!  
Report Privacy Problems to <https://public.resource.org/privacy>  
Or call the IRS Identity Theft Hotline at 1-800-908-4490



Form

990-PF

Department of the Treasury  
Internal Revenue Service

Return of Private Foundation  
or Section 4947(a)(1) Nonexempt Charitable Trust  
Treated as a Private Foundation

Note. The foundation may be able to use a copy of this return to satisfy state reporting requirements

OMB No 1545-0052









2012

Open to Public Inspection

For calendar year 2012, or tax year beginning 07-01-2012 , and ending 06-30-2013

Name of foundation THE SPECIAL HOPE FOUNDATION		A Employer identification number 73-1644863	
Number and street (or P O box number if mail is not delivered to street address) 2225 EAST BAYSHORE ROAD NO 200		B Telephone number (see instructions) (650) 320-1715	
City or town, state, and ZIP code PALO ALTO, CA 94303		C If exemption application is pending, check here <input type="checkbox"/>	
G Check all that apply <div><input type="checkbox"/> Initial return <input type="checkbox"/> Final return <input type="checkbox"/> Address change</div> <div><input type="checkbox"/> Initial return of a former public charity <input type="checkbox"/> Amended return <input type="checkbox"/> Name change</div>		D 1. Foreign organizations, check here <input type="checkbox"/> 2. Foreign organizations meeting the 85% test, check here and attach computation <input type="checkbox"/>	
H Check type of organization <input checked="" type="checkbox"/> Section 501(c)(3) exempt private foundation <input type="checkbox"/> Section 4947(a)(1) nonexempt charitable trust <input type="checkbox"/> Other taxable private foundation		E If private foundation status was terminated under section 507(b)(1)(A), check here <input type="checkbox"/>	
I Fair market value of all assets at end of year (from Part II, col. (c), line 16) \$ 14,152,435	J Accounting method <input checked="" type="checkbox"/> Cash <input type="checkbox"/> Accrual <input type="checkbox"/> Other (specify) _____ (Part I, column (d) must be on cash basis.)	F If the foundation is in a 60-month termination under section 507(b)(1)(B), check here <input type="checkbox"/>	


Part I Analysis of Revenue and Expenses <small>(The total of amounts in columns (b), (c), and (d) may not necessarily equal the amounts in column (a) (see instructions) )</small>		(a) Revenue and expenses per books	(b) Net investment income	(c) Adjusted net income	(d) Disbursements for charitable purposes (cash basis only)
Revenue	1 Contributions, gifts, grants, etc , received (attach schedule)				
	2 Check <input checked="" type="checkbox"/> if the foundation is <b>not</b> required to attach Sch B				
	3 Interest on savings and temporary cash investments				
	4 Dividends and interest from securities. . . . .	356,274	356,274		
	5a Gross rents . . . . .				
	b Net rental income or (loss) _____				
	6a Net gain or (loss) from sale of assets not on line 10	-67,261			
	b Gross sales price for all assets on line 6a _____ 1,986,325				
	7 Capital gain net income (from Part IV , line 2 ) . . . .		636,501		
	8 Net short-term capital gain . . . . .				
	9 Income modifications . . . . .				
	10a Gross sales less returns and allowances				
Operating and Administrative Expenses	b Less Cost of goods sold . . . . .				
	c Gross profit or (loss) (attach schedule) . . . . .				
	11 Other income (attach schedule) . . . . .				
	12 <b>Total.</b> Add lines 1 through 11 . . . . .	289,013	992,775		
	13 Compensation of officers, directors, trustees, etc	0	0		0
	14 Other employee salaries and wages . . . . .	25,230	0		25,230
	15 Pension plans, employee benefits . . . . .	384	0		384
	16a Legal fees (attach schedule) . . . . .				
	b Accounting fees (attach schedule) . . . . .	4,858	0		4,858
	c Other professional fees (attach schedule) . . . . .	44,300	33,786		10,514
	17 Interest . . . . .				
	18 Taxes (attach schedule) (see instructions)	9,654	3,238		2,406
	19 Depreciation (attach schedule) and depletion . . . .	1,942	0		
	20 Occupancy . . . . .	22,430	0		22,430
	21 Travel, conferences, and meetings . . . . .	11,936	0		11,936
	22 Printing and publications . . . . .				
	23 Other expenses (attach schedule) . . . . .	16,639	0		16,640
	24 <b>Total operating and administrative expenses.</b> Add lines 13 through 23 . . . . .	137,373	37,024		94,398
	25 Contributions, gifts, grants paid . . . . .	624,957			643,290
	26 <b>Total expenses and disbursements.</b> Add lines 24 and 25	762,330	37,024		737,688
	27 Subtract line 26 from line 12				
	a <b>Excess of revenue over expenses and disbursements</b>	-473,317			
	b <b>Net investment income</b> (if negative, enter -0-)		955,751		
	c <b>Adjusted net income</b> (if negative, enter -0-)				

Part II Balance Sheets		Attached schedules and amounts in the description column should be for end-of-year amounts only (See instructions )	Beginning of year	End of year	
			(a) Book Value	(b) Book Value	(c) Fair Market Value
Assets	1	Cash—non-interest-bearing . . . . .	5,324	3,529	3,529
	2	Savings and temporary cash investments . . . . .	329,224	405,397	405,397
	3	Accounts receivable ▶ _____ Less allowance for doubtful accounts ▶ _____			
	4	Pledges receivable ▶ _____ Less allowance for doubtful accounts ▶ _____			
	5	Grants receivable . . . . .			
	6	Receivables due from officers, directors, trustees, and other disqualified persons (attach schedule) (see page 15 of the instructions) . . . . .			
	7	Other notes and loans receivable (attach schedule) ▶ _____ Less allowance for doubtful accounts ▶ _____			
	8	Inventories for sale or use . . . . .			
	9	Prepaid expenses and deferred charges . . . . .			
	10a	Investments—U S and state government obligations (attach schedule)	1,641,188	 806,903	806,903
	b	Investments—corporate stock (attach schedule) . . . . .	8,286,930	 9,717,477	9,717,477
	c	Investments—corporate bonds (attach schedule). . . . .	2,371,979	 2,879,955	2,879,955
	11	Investments—land, buildings, and equipment basis ▶ _____ Less accumulated depreciation (attach schedule) ▶ _____			
	12	Investments—mortgage loans . . . . .			
	13	Investments—other (attach schedule) . . . . .	359,972	 303,433	303,433
	14	Land, buildings, and equipment basis ▶ _____ 5,351 Less accumulated depreciation (attach schedule) ▶ _____ 1,942	56	 3,409	3,409
	15	Other assets (describe ▶ _____)	 40,218	 32,332	 32,332
	16	Total assets (to be completed by all filers—see the instructions Also, see page 1, item I)	13,034,891	14,152,435	14,152,435

Liabilities	17	Accounts payable and accrued expenses . . . . .			
	18	Grants payable . . . . .			
	19	Deferred revenue . . . . .			
	20	Loans from officers, directors, trustees, and other disqualified persons			
	21	Mortgages and other notes payable (attach schedule) . . . . .			
	22	Other liabilities (describe ▶ _____)			
	23	Total liabilities (add lines 17 through 22) . . . . .	0	0	

Net Assets or Fund Balances		Foundations that follow SFAS 117, check here ▶ <input type="checkbox"/> and complete lines 24 through 26 and lines 30 and 31.			
	24	Unrestricted . . . . .			
	25	Temporarily restricted . . . . .			
	26	Permanently restricted . . . . .			
		Foundations that do not follow SFAS 117, check here ▶ <input checked="" type="checkbox"/> and complete lines 27 through 31.			
	27	Capital stock, trust principal, or current funds . . . . .	0	0	
	28	Paid-in or capital surplus, or land, bldg , and equipment fund	0	0	
	29	Retained earnings, accumulated income, endowment, or other funds	13,034,891	14,152,435	
	30	Total net assets or fund balances (see page 17 of the instructions) . . . . .	13,034,891	14,152,435	
	31	Total liabilities and net assets/fund balances (see page 17 of the instructions) . . . . .	13,034,891	14,152,435	

Part III Analysis of Changes in Net Assets or Fund Balances

1	Total net assets or fund balances at beginning of year—Part II, column (a), line 30 (must agree with end-of-year figure reported on prior year’s return) . . . . .	1	13,034,891
2	Enter amount from Part I, line 27a . . . . .	2	-473,317
3	Other increases not included in line 2 (itemize) ▶  _____	3	1,590,861
4	Add lines 1, 2, and 3 . . . . .	4	14,152,435
5	Decreases not included in line 2 (itemize) ▶ _____	5	0
6	Total net assets or fund balances at end of year (line 4 minus line 5)—Part II, column (b), line 30 . . . . .	6	14,152,435

Part IV Capital Gains and Losses for Tax on Investment Income

(a) List and describe the kind(s) of property sold (e g , real estate, 2-story brick warehouse, or common stock, 200 shs MLC Co )		(b) How acquired P—Purchase D—Donation	(c) Date acquired (mo , day, yr )	(d) Date sold (mo , day, yr )
1 a	PUBLICLY TRADED SECURITIES	P	2008-07-01	2013-06-30
b	PUBLICLY TRADED SECURITIES	D	2006-06-15	2013-04-15
c				
d				
e				

(e) Gross sales price	(f) Depreciation allowed (or allowable)	(g) Cost or other basis plus expense of sale	(h) Gain or (loss) (e) plus (f) minus (g)
a 1,393,540		1,348,707	44,833
b 592,785		1,117	591,668
c			
d			
e			

Complete only for assets showing gain in column (h) and owned by the foundation on 12/31/69

(i) F M V as of 12/31/69	(j) Adjusted basis as of 12/31/69	(k) Excess of col (i) over col (j), if any	(l) Gains (Col (h) gain minus col (k), but not less than -0-) or Losses (from col (h))
a			44,833
b			591,668
c			
d			
e			

2 Capital gain net income or (net capital loss)	{ If gain, also enter in Part I, line 7 If (loss), enter -0- in Part I, line 7 }	2	636,501
3 Net short-term capital gain or (loss) as defined in sections 1222(5) and (6)  If gain, also enter in Part I, line 8, column (c) (see instructions) If (loss), enter -0- in Part I, line 8 . . . . .		3	

Part V Qualification Under Section 4940(e) for Reduced Tax on Net Investment Income

(For optional use by domestic private foundations subject to the section 4940(a) tax on net investment income )

If section 4940(d)(2) applies, leave this part blank

Was the foundation liable for the section 4942 tax on the distributable amount of any year in the base period? ☐ Yes ☒ No

If "Yes," the foundation does not qualify under section 4940(e) Do not complete this part

1 Enter the appropriate amount in each column for each year, see page 18 of the instructions before making any entries

(a) Base period years Calendar year (or tax year beginning in)	(b) Adjusted qualifying distributions	(c) Net value of noncharitable-use assets	(d) Distribution ratio (col (b) divided by col (c))
2011	687,627	12,547,785	0 054801
2010	483,604	12,900,319	0 037488
2009	568,034	12,179,920	0 046637
2008	786,225	12,287,056	0 063988
2007	825,046	14,826,452	0 055647

2 Total of line 1, column (d). . . . .	2	0 258561
3 Average distribution ratio for the 5-year base period—divide the total on line 2 by 5, or by the number of years the foundation has been in existence if less than 5 years . . . . .	3	0 051712
4 Enter the net value of noncharitable-use assets for 2012 from Part X, line 5. . . . .	4	13,461,030
5 Multiply line 4 by line 3. . . . .	5	696,097
6 Enter 1% of net investment income (1% of Part I, line 27b). . . . .	6	9,558
7 Add lines 5 and 6. . . . .	7	705,655
8 Enter qualifying distributions from Part XII, line 4. . . . .	8	737,688

If line 8 is equal to or greater than line 7, check the box in Part VI, line 1b, and complete that part using a 1% tax rate See  
the Part VI instructions

Part VIExcise Tax Based on Investment Income (Section 4940(a), 4940(b), 4940(e), or 4948—see page 18 of the instructions)

1a		Exempt operating foundations described in section 4940(d)(2), check here <input type="checkbox"/> and enter "N/A" on line 1			
		Date of ruling or determination letter _____ (attach copy of letter if necessary—see instructions)			
b		Domestic foundations that meet the section 4940(e) requirements in Part V, check here <input checked="" type="checkbox"/> and enter 1% of Part I, line 27b . . . . .		1	9,558
c		All other domestic foundations enter 2% of line 27b Exempt foreign organizations enter 4% of Part I, line 12, col (b)			
2		Tax under section 511 (domestic section 4947(a)(1) trusts and taxable foundations only Others enter -0-)		2	0
3		Add lines 1 and 2. . . . .		3	9,558
4		Subtitle A (income) tax (domestic section 4947(a)(1) trusts and taxable foundations only Others enter -0-)		4	0
5		Tax based on investment income. Subtract line 4 from line 3 If zero or less, enter -0- . . . . .		5	9,558
6		Credits/Payments			
a		2012 estimated tax payments and 2011 overpayment credited to 2012	6a	8,487	
b		Exempt foreign organizations—tax withheld at source . . . . .	6b		
c		Tax paid with application for extension of time to file (Form 8868)	6c		
d		Backup withholding erroneously withheld . . . . .	6d		
7		Total credits and payments Add lines 6a through 6d. . . . .		7	8,487
8		Enter any penalty for underpayment of estimated tax Check here <input type="checkbox"/> if Form 2220 is attached		8	
9		Tax due. If the total of lines 5 and 8 is more than line 7, enter amount owed . . . . .		9	1,071
10		Overpayment. If line 7 is more than the total of lines 5 and 8, enter the amount overpaid. . . . .		10	
11		Enter the amount of line 10 to be Credited to 2013 estimated tax <input checked="" type="checkbox"/>	Refunded <input type="checkbox"/>	11	

Part VII-AStatements Regarding Activities

1a	During the tax year, did the foundation attempt to influence any national, state, or local legislation or did it participate or intervene in any political campaign? . . . . .		Yes	No
		1a		No
b	Did it spend more than \$100 during the year (either directly or indirectly) for political purposes (see page 19 of the instructions for definition)? . . . . .			No
	If the answer is "Yes" to 1a or 1b, attach a detailed description of the activities and copies of any materials published or distributed by the foundation in connection with the activities.			
c	Did the foundation file Form 1120-POL for this year?. . . . .	1c		No
d	Enter the amount (if any) of tax on political expenditures (section 4955) imposed during the year (1) On the foundation <input checked="" type="checkbox"/> \$ 0 (2) On foundation managers <input checked="" type="checkbox"/> \$ 0			
e	Enter the reimbursement (if any) paid by the foundation during the year for political expenditure tax imposed on foundation managers <input checked="" type="checkbox"/> \$ 0			
2	Has the foundation engaged in any activities that have not previously been reported to the IRS? . . . . . If "Yes," attach a detailed description of the activities.	2		No
3	Has the foundation made any changes, not previously reported to the IRS, in its governing instrument, articles of incorporation, or bylaws, or other similar instruments? If "Yes," attach a conformed copy of the changes . . . .	3		No
4a	Did the foundation have unrelated business gross income of \$1,000 or more during the year?. . . . .	4a		No
b	If "Yes," has it filed a tax return on Form 990-T for this year?. . . . .	4b		
5	Was there a liquidation, termination, dissolution, or substantial contraction during the year? . . . . . If "Yes," attach the statement required by General Instruction T.	5		No
6	Are the requirements of section 508(e) (relating to sections 4941 through 4945) satisfied either • By language in the governing instrument, or • By state legislation that effectively amends the governing instrument so that no mandatory directions that conflict with the state law remain in the governing instrument? . . . . .	6	Yes	
7	Did the foundation have at least \$5,000 in assets at any time during the year? If "Yes," complete Part II, col (c), and Part XV	7	Yes	
8a	Enter the states to which the foundation reports or with which it is registered (see instructions) <input checked="" type="checkbox"/> CA			
b	If the answer is "Yes" to line 7, has the foundation furnished a copy of Form 990-PF to the Attorney General (or designate) of each state as required by General Instruction G? If "No," attach explanation .	8b	Yes	
9	Is the foundation claiming status as a private operating foundation within the meaning of section 4942(j)(3) or 4942(j)(5) for calendar year 2012 or the taxable year beginning in 2012 (see instructions for Part XIV)? If "Yes," complete Part XIV . . . . .	9		No
10	Did any persons become substantial contributors during the tax year? If "Yes," attach a schedule listing their names and addresses	10		No

Part VII-A

Statements Regarding Activities *(continued)*

11	At any time during the year, did the foundation, directly or indirectly, own a controlled entity within the meaning of section 512(b)(13)? If "Yes," attach schedule (see instructions).	11		No
12	Did the foundation make a distribution to a donor advised fund over which the foundation or a disqualified person had advisory privileges? If "Yes," attach statement (see instructions)	12		No
13	Did the foundation comply with the public inspection requirements for its annual returns and exemption application?	13	Yes	
Website address ▶ HTTP //WWW.SPECIALHOPE.ORG				
14	The books are in care of ▶ LYNNE O'HARA Telephone no ▶ (650) 320-1715 Located at ▶ 2225 E BAYSHORE ROAD STE 200 PALO ALTO CA ZIP +4 ▶ 94303			
15	Section 4947(a)(1) nonexempt charitable trusts filing Form 990-PF in lieu of <b>Form 1041</b> —Check here . . . . . ▶ <input type="checkbox"/> and enter the amount of tax-exempt interest received or accrued during the year . . . . . ▶ 15			
16	At any time during calendar year 2012, did the foundation have an interest in or a signature or other authority over a bank, securities, or other financial account in a foreign country? . . . . .	16		No
See instructions for exceptions and filing requirements for Form TD F 90-22.1 If "Yes", enter the name of the foreign country ▶				

Part VII-B

Statements Regarding Activities for Which Form 4720 May Be Required

File Form 4720 if any item is checked in the "Yes" column, unless an exception applies.			Yes	No
1a	During the year did the foundation (either directly or indirectly) (1) Engage in the sale or exchange, or leasing of property with a disqualified person? <input type="checkbox"/> Yes <input checked="" type="checkbox"/> No (2) Borrow money from, lend money to, or otherwise extend credit to (or accept it from) a disqualified person?. . . . . <input type="checkbox"/> Yes <input checked="" type="checkbox"/> No (3) Furnish goods, services, or facilities to (or accept them from) a disqualified person? <input type="checkbox"/> Yes <input checked="" type="checkbox"/> No (4) Pay compensation to, or pay or reimburse the expenses of, a disqualified person? <input type="checkbox"/> Yes <input checked="" type="checkbox"/> No (5) Transfer any income or assets to a disqualified person (or make any of either available for the benefit or use of a disqualified person)?. . . . . <input type="checkbox"/> Yes <input checked="" type="checkbox"/> No (6) Agree to pay money or property to a government official? ( <b>Exception.</b> Check "No" if the foundation agreed to make a grant to or to employ the official for a period after termination of government service, if terminating within 90 days ). . . . . <input type="checkbox"/> Yes <input checked="" type="checkbox"/> No			
b	If any answer is "Yes" to 1a(1)–(6), did <b>any</b> of the acts fail to qualify under the exceptions described in Regulations section 53.4941(d)-3 or in a current notice regarding disaster assistance (see page 20 of the instructions)?. . . Organizations relying on a current notice regarding disaster assistance check here. . . . . ▶ <input type="checkbox"/>	1b		
c	Did the foundation engage in a prior year in any of the acts described in 1a, other than excepted acts, that were not corrected before the first day of the tax year beginning in 2012?. . . . .	1c		No
2	Taxes on failure to distribute income (section 4942) (does not apply for years the foundation was a private operating foundation defined in section 4942(j)(3) or 4942(j)(5))			
a	At the end of tax year 2012, did the foundation have any undistributed income (lines 6d and 6e, Part XIII) for tax year(s) beginning before 2012?. . . . . <input type="checkbox"/> Yes <input checked="" type="checkbox"/> No If "Yes," list the years ▶ 20____, 20____, 20____, 20____			
b	Are there any years listed in 2a for which the foundation is <b>not</b> applying the provisions of section 4942(a)(2) (relating to incorrect valuation of assets) to the year's undistributed income? (If applying section 4942(a)(2) to <b>all</b> years listed, answer "No" and attach statement—see instructions ). . . . .	2b		
c	If the provisions of section 4942(a)(2) are being applied to <b>any</b> of the years listed in 2a, list the years here ▶ 20____, 20____, 20____, 20____			
3a	Did the foundation hold more than a 2% direct or indirect interest in any business enterprise at any time during the year?. . . . . <input type="checkbox"/> Yes <input checked="" type="checkbox"/> No			
b	If "Yes," did it have excess business holdings in 2012 as a result of (1) any purchase by the foundation or disqualified persons after May 26, 1969, (2) the lapse of the 5-year period (or longer period approved by the Commissioner under section 4943(c)(7)) to dispose of holdings acquired by gift or bequest, or (3) the lapse of the 10-, 15-, or 20-year first phase holding period? ( <i>Use Schedule C, Form 4720, to determine if the foundation had excess business holdings in 2012.</i> ). . . . .	3b		
4a	Did the foundation invest during the year any amount in a manner that would jeopardize its charitable purposes?	4a		No
b	Did the foundation make any investment in a prior year (but after December 31, 1969) that could jeopardize its charitable purpose that had not been removed from jeopardy before the first day of the tax year beginning in 2012?	4b		No

Part VII-B

Statements Regarding Activities for Which Form 4720 May Be Required (continued)

5a	During the year did the foundation pay or incur any amount to			
	(1) Carry on propaganda, or otherwise attempt to influence legislation (section 4945(e))?	<input type="checkbox"/> Yes <input checked="" type="checkbox"/> No		
	(2) Influence the outcome of any specific public election (see section 4955), or to carry on, directly or indirectly, any voter registration drive?	<input type="checkbox"/> Yes <input checked="" type="checkbox"/> No		
	(3) Provide a grant to an individual for travel, study, or other similar purposes?	<input type="checkbox"/> Yes <input checked="" type="checkbox"/> No		
	(4) Provide a grant to an organization other than a charitable, etc , organization described in section 509(a)(1 ), (2), or (3), or section 4940(d)(2)? (see instructions).	<input type="checkbox"/> Yes <input checked="" type="checkbox"/> No		
	(5) Provide for any purpose other than religious, charitable, scientific, literary, or educational purposes, or for the prevention of cruelty to children or animals?	<input type="checkbox"/> Yes <input checked="" type="checkbox"/> No		
b	If any answer is "Yes" to 5a(1)–(5), did <b>any</b> of the transactions fail to qualify under the exceptions described in Regulations section 53.4945 or in a current notice regarding disaster assistance (see instructions)?	5b		
	Organizations relying on a current notice regarding disaster assistance check here.	<input checked="" type="checkbox"/>		
c	If the answer is "Yes" to question 5a(4), does the foundation claim exemption from the tax because it maintained expenditure responsibility for the grant?	<input type="checkbox"/> Yes <input type="checkbox"/> No		
	If "Yes," attach the statement required by Regulations section 53.4945–5(d).			
6a	Did the foundation, during the year, receive any funds, directly or indirectly, to pay premiums on a personal benefit contract?	<input type="checkbox"/> Yes <input checked="" type="checkbox"/> No		
b	Did the foundation, during the year, pay premiums, directly or indirectly, on a personal benefit contract?	6b		No
	If "Yes" to 6b, file Form 8870.			
7a	At any time during the tax year, was the foundation a party to a prohibited tax shelter transaction?	<input type="checkbox"/> Yes <input checked="" type="checkbox"/> No		
b	If yes, did the foundation receive any proceeds or have any net income attributable to the transaction?	7b		

Part VIII

Information About Officers, Directors, Trustees, Foundation Managers, Highly Paid Employees, and Contractors

1 List all officers, directors, trustees, foundation managers and their compensation (see instructions).				
(a) Name and address	(b) Title, and average hours per week devoted to position	(c) Compensation (If not paid, enter -0-)	(d) Contributions to employee benefit plans and deferred compensation	(e) Expense account, other allowances
See Additional Data Table				
2 Compensation of five highest-paid employees (other than those included on line 1—see instructions). If none, enter "NONE."				
(a) Name and address of each employee paid more than \$50,000	(b) Title, and average hours per week devoted to position	(c) Compensation	(d) Contributions to employee benefit plans and deferred compensation	(e) Expense account, other allowances
NONE				
Total number of other employees paid over \$50,000.				0

Part VIII

Information About Officers, Directors, Trustees, Foundation Managers, Highly Paid Employees, and Contractors (continued)

3 Five highest-paid independent contractors for professional services (see instructions). If none, enter "NONE".		
(a) Name and address of each person paid more than \$50,000	(b) Type of service	(c) Compensation
NONE		
Total number of others receiving over \$50,000 for professional services. . . . .		0

Part IX-A

Summary of Direct Charitable Activities

List the foundation's four largest direct charitable activities during the tax year. Include relevant statistical information such as the number of organizations and other beneficiaries served, conferences convened, research papers produced, etc.	Expenses
1	
2	
3	
4	

Part IX-B

Summary of Program-Related Investments (see instructions)

Describe the two largest program-related investments made by the foundation during the tax year on lines 1 and 2	Amount
1	
2	
All other program-related investments. See page 24 of the instructions.	
3	
Total. Add lines 1 through 3. . . . .	0

Part X

Minimum Investment Return (All domestic foundations must complete this part. Foreign foundations, see instructions.)

1	Fair market value of assets not used (or held for use) directly in carrying out charitable, etc , purposes		
a	Average monthly fair market value of securities. . . . .	1a	13,347,225
b	Average of monthly cash balances. . . . .	1b	318,795
c	Fair market value of all other assets (see instructions). . . . .	1c	0
d	Total (add lines 1a, b, and c). . . . .	1d	13,666,020
e	Reduction claimed for blockage or other factors reported on lines 1a and 1c (attach detailed explanation). . . . .	1e	0
2	Acquisition indebtedness applicable to line 1 assets. . . . .	2	0
3	Subtract line 2 from line 1d. . . . .	3	13,666,020
4	Cash deemed held for charitable activities Enter 1 1/2% of line 3 (for greater amount, see instructions). . . . .	4	204,990
5	Net value of noncharitable-use assets. Subtract line 4 from line 3 Enter here and on Part V, line 4	5	13,461,030
6	Minimum investment return. Enter 5% of line 5. . . . .	6	673,052

Part XI

Distributable Amount (see instructions) (Section 4942(j)(3) and (j)(5) private operating foundations and certain foreign organizations check here ☐ and do not complete this part.)

1	Minimum investment return from Part X, line 6. . . . .	1	673,052
2a	Tax on investment income for 2012 from Part VI, line 5. . . . .	2a	9,558
b	Income tax for 2012 (This does not include the tax from Part VI ). . . . .	2b	
c	Add lines 2a and 2b. . . . .	2c	9,558
3	Distributable amount before adjustments Subtract line 2c from line 1. . . . .	3	663,494
4	Recoveries of amounts treated as qualifying distributions. . . . .	4	18,333
5	Add lines 3 and 4. . . . .	5	681,827
6	Deduction from distributable amount (see instructions). . . . .	6	0
7	Distributable amount as adjusted Subtract line 6 from line 5 Enter here and on Part XIII, line 1. . . . .	7	681,827

Part XII

Qualifying Distributions (see instructions)

1	Amounts paid (including administrative expenses) to accomplish charitable, etc , purposes		
a	Expenses, contributions, gifts, etc —total from Part I, column (d), line 26. . . . .	1a	737,688
b	Program-related investments—total from Part IX-B. . . . .	1b	0
2	Amounts paid to acquire assets used (or held for use) directly in carrying out charitable, etc , purposes. . . . .	2	
3	Amounts set aside for specific charitable projects that satisfy the		
a	Suitability test (prior IRS approval required). . . . .	3a	
b	Cash distribution test (attach the required schedule). . . . .	3b	
4	Qualifying distributions. Add lines 1a through 3b Enter here and on Part V, line 8, and Part XIII, line 4	4	737,688
5	Foundations that qualify under section 4940(e) for the reduced rate of tax on net investment income Enter 1% of Part I, line 27b (see instructions). . . . .	5	9,558
6	Adjusted qualifying distributions. Subtract line 5 from line 4. . . . .	6	728,130
Note: The amount on line 6 will be used in Part V, column (b), in subsequent years when calculating whether the foundation qualifies for the section 4940(e) reduction of tax in those years			

Part XIII

Undistributed Income (see instructions)

	(a) Corpus	(b) Years prior to 2011	(c) 2011	(d) 2012
1 Distributable amount for 2012 from Part XI, line 7				681,827
2 Undistributed income, if any, as of the end of 2012				
a Enter amount for 2011 only. . . . .			0	
b Total for prior years 20____, 20____, 20____		0		
3 Excess distributions carryover, if any, to 2012				
a From 2007. . . . .	130,050			
b From 2008. . . . .	178,620			
c From 2009. . . . .				
d From 2010. . . . .				
e From 2011. . . . .	66,901			
f Total of lines 3a through e. . . . .	375,571			
4 Qualifying distributions for 2012 from Part XII, line 4 ▶ \$ 737,688				
a Applied to 2011, but not more than line 2a			0	
b Applied to undistributed income of prior years (Election required—see instructions). . . . .		0		
c Treated as distributions out of corpus (Election required—see instructions). . . . .	0			
d Applied to 2012 distributable amount. . . . .				681,827
e Remaining amount distributed out of corpus	55,861			
5 Excess distributions carryover applied to 2012 (If an amount appears in column (d), the same amount must be shown in column (a).)	0			0
6 Enter the net total of each column as indicated below:				
a Corpus Add lines 3f, 4c, and 4e Subtract line 5	431,432			
b Prior years' undistributed income Subtract line 4b from line 2b. . . . .		0		
c Enter the amount of prior years' undistributed income for which a notice of deficiency has been issued, or on which the section 4942(a) tax has been previously assessed. . . . .		0		
d Subtract line 6c from line 6b Taxable amount—see instructions . . . . .		0		
e Undistributed income for 2011 Subtract line 4a from line 2a Taxable amount—see instructions . . . . .			0	
f Undistributed income for 2012 Subtract lines 4d and 5 from line 1 This amount must be distributed in 2013. . . . .				0
7 Amounts treated as distributions out of corpus to satisfy requirements imposed by section 170(b)(1)(F) or 4942(g)(3) (see instructions). . . . .	0			
8 Excess distributions carryover from 2007 not applied on line 5 or line 7 (see instructions). . . .	130,050			
9 Excess distributions carryover to 2013. Subtract lines 7 and 8 from line 6a . . . . .	301,382			
10 Analysis of line 9				
a Excess from 2008. . . .	178,620			
b Excess from 2009. . . .				
c Excess from 2010. . . .				
d Excess from 2011. . . .	66,901			
e Excess from 2012. . . .	55,861			

Part XIV

Private Operating Foundations (see instructions and Part VII-A, question 9)

1a

If the foundation has received a ruling or determination letter that it is a private operating foundation, and the ruling is effective for 2012, enter the date of the ruling.

b

Check box to indicate whether the organization is a private operating foundation described in section 4942(j)(3) or 4942(j)(5)

☐ 4942(j)(3) or ☐ 4942(j)(5)

2a	Enter the lesser of the adjusted net income from Part I or the minimum investment return from Part X for each year listed.	Tax year	Prior 3 years			(e) Total
		(a) 2012	(b) 2011	(c) 2010	(d) 2009	
b	85% of line 2a					
c	Qualifying distributions from Part XII, line 4 for each year listed.					
d	Amounts included in line 2c not used directly for active conduct of exempt activities.					
e	Qualifying distributions made directly for active conduct of exempt activities. Subtract line 2d from line 2c.					
3	Complete 3a, b, or c for the alternative test relied upon					
a	"Assets" alternative test—enter					
	(1) Value of all assets					
	(2) Value of assets qualifying under section 4942(j)(3)(B)(i)					
b	"Endowment" alternative test— enter 2/3 of minimum investment return shown in Part X, line 6 for each year listed.					
c	"Support" alternative test—enter					
	(1) Total support other than gross investment income (interest, dividends, rents, payments on securities loans (section 512(a)(5)), or royalties).					
	(2) Support from general public and 5 or more exempt organizations as provided in section 4942(j)(3)(B)(iii).					
	(3) Largest amount of support from an exempt organization					
	(4) Gross investment income					

Part XV

Supplementary Information (Complete this part only if the organization had \$5,000 or more in assets at any time during the year—see instructions.)

1

Information Regarding Foundation Managers:

a

List any managers of the foundation who have contributed more than 2% of the total contributions received by the foundation before the close of any tax year (but only if they have contributed more than \$5,000) (See section 507(d)(2) )

LYNNE O'HARA

b

List any managers of the foundation who own 10% or more of the stock of a corporation (or an equally large portion of the ownership of a partnership or other entity) of which the foundation has a 10% or greater interest

2

Information Regarding Contribution, Grant, Gift, Loan, Scholarship, etc., Programs:

Check here ☐ if the foundation only makes contributions to preselected charitable organizations and does not accept unsolicited requests for funds. If the foundation makes gifts, grants, etc. (see instructions) to individuals or organizations under other conditions, complete items 2a, b, c, and d.

a

The name, address, and telephone number or e-mail of the person to whom applications should be addressed

SHANNON CULLY  
2225 EAST BAYSHORE ROAD 200  
PALO ALTO, CA 94303  
(650) 320-1715

b

The form in which applications should be submitted and information and materials they should include

CURRENT APPLICATION ROUND IS RESTRICTED TO UNIVERSITY CENTERS OF EXCELLENCE IN DEVELOPMENTAL DISABILITIES AND LEADERSHIP EDUCATION IN NEURODEVELOPMENTAL AND RELATED DISABILITIES. APPLICATIONS IN RESPONSE TO RFP TO BE SUBMITTED ONLINE, ACCORDING TO INSTRUCTIONS. USUALLY, APPLICANTS SUBMIT A PRE-APPLICATION QUESTIONNAIRE DURING AN OPEN GRANT CYCLE. FOLLOWING REVIEW OF THE PRE-APPLICATION QUESTIONNAIRE, QUALIFIED ORGANIZATIONS WILL RECEIVE INFORMATION ABOUT THE REQUIREMENTS FOR A FULL PROPOSAL. ALL PRE-APPLICATION QUESTIONNAIRES RECEIVE A RESPONSE.

c

Any submission deadlines

APPLICATIONS MUST BE RECEIVED BY RFP DEADLINE OR THREE MONTHS PRIOR TO BOARD MEETINGS

d

Any restrictions or limitations on awards, such as by geographical areas, charitable fields, kinds of institutions, or other factors

MUST BE 501(C)(3) ORGANIZATION. AWARDS ARE USUALLY MADE FOR PROJECTS DURING ONE-YEAR PERIODS OF SUPPORT. NO SUPPORT FOR POLITICAL CAMPAIGNS, CANDIDATES, LEGISLATION, INDIVIDUALS, EQUIPMENT FOR INDIVIDUALS, ENDOWMENTS OR CAMPAIGNS FOR DEBT REDUCTION, ORGANIZATIONS OUTSIDE THE U.S., PROJECTS THAT DO NOT ADDRESS HEALTHCARE DELIVERY, SPECIFIC THERAPIES OUTSIDE FORMAL HEALTHCARE SETTINGS, OR ADMINISTRATIVE EXPENSES IN EXCESS OF 20 PERCENT OF TOTAL FUNDING REQUEST.

Part XV

Supplementary Information (continued)

3 Grants and Contributions Paid During the Year or Approved for Future Payment

Recipient	If recipient is an individual, show any relationship to any foundation manager or substantial contributor	Foundation status of recipient	Purpose of grant or contribution	Amount
Name and address (home or business)				
a Paid during the year See Additional Data Table				
Total . . . . .			3a	643,290
b Approved for future payment				
Total . . . . .			3b	0

Enter gross amounts unless otherwise indicated

## Part XVI-B Relationship of Activities to the Accomplishment of Exempt Purposes

Form **990-PF** (2012)

<b>1</b>	Did the organization directly or indirectly engage in any of the following with any other organization described in section 501(c) of the Code (other than section 501(c)(3) organizations) or in section 527, relating to political organizations?		<b>Yes</b>	<b>No</b>
<b>a</b>	Transfers from the reporting foundation to a noncharitable exempt organization of			
	<b>(1)</b> Cash. . . . .	<b>1a(1)</b>		<b>No</b>
	<b>(2)</b> Other assets. . . . .	<b>1a(2)</b>		<b>No</b>
<b>b</b>	Other transactions			
	<b>(1)</b> Sales of assets to a noncharitable exempt organization. . . . .	<b>1b(1)</b>		<b>No</b>
	<b>(2)</b> Purchases of assets from a noncharitable exempt organization. . . . .	<b>1b(2)</b>		<b>No</b>
	<b>(3)</b> Rental of facilities, equipment, or other assets. . . . .	<b>1b(3)</b>		<b>No</b>
	<b>(4)</b> Reimbursement arrangements. . . . .	<b>1b(4)</b>		<b>No</b>
	<b>(5)</b> Loans or loan guarantees. . . . .	<b>1b(5)</b>		<b>No</b>
	<b>(6)</b> Performance of services or membership or fundraising solicitations. . . . .	<b>1b(6)</b>		<b>No</b>
<b>c</b>	Sharing of facilities, equipment, mailing lists, other assets, or paid employees. . . . .	<b>1c</b>		<b>No</b>
<b>d</b>	If the answer to any of the above is "Yes," complete the following schedule. Column <b>(b)</b> should always show the fair market value of the goods, other assets, or services given by the reporting foundation. If the foundation received less than fair market value in any transaction or sharing arrangement, show in column <b>(d)</b> the value of the goods, other assets, or services received.			

[illegible]

**2a** Is the foundation directly or indirectly affiliated with, or related to, one or more tax-exempt organizations described in section 501(c) of the Code (other than section 501(c)(3)) or in section 527? . . . . ☐ Yes ☒ No

**b** If "Yes," complete the following schedule

(a) Name of organization	(b) Type of organization	(c) Description of relationship

<b>Sign Here</b>	<p>Under penalties of perjury, I declare that I have examined this return, including accompanying schedules and statements, and to the best of my knowledge and belief, it is true, correct, and complete. Declaration of preparer (other than taxpayer or fiduciary) is based on all information of which preparer has any knowledge.</p>
	<div style="display: flex; justify-content: space-between;"> <div style="width: 45%;"> <p>Signature of officer or trustee</p> </div> <div style="width: 45%; text-align: center;"> <p><u>2013-11-12</u></p> <p>Date</p> </div> <div style="width: 10%; text-align: center;"> <p></p> <p>Title</p> </div> </div>

May the IRS discuss this return with the preparer shown below (see instr.)? ☒ **Yes** ☐ **No**

<b>Paid Preparer Use Only</b>	Print/Type preparer's name	Preparer's Signature	Date	Check if self-employed <input checked="checked" type="checkbox"/>	PTIN P00356034
	LYNN HENLEY	LYNN HENLEY			
	Firm's name <input type="checkbox"/>	ARMANINO LLP		Firm's EIN <input type="checkbox"/> 94-6214841	
		12667 ALCOSTA BOULEVARD SUITE 500			
	Firm's address <input type="checkbox"/>	SAN RAMON, CA 945834427		Phone no (925) 790-2600	

Form 990PF Part VIII Line 1 - List all officers, directors, trustees, foundation managers and their compensation

(a) Name and address	(b) Title, and average hours per week devoted to position	(c) Compensation (If not paid, enter -0-)	(d) Contributions to employee benefit plans and deferred compensation	(e) Expense account, other allowances
LYNNE O'HARA 2225 EAST BAYSHORE ROAD 200 PALO ALTO,CA 94303	PRESIDENT 20 00	0	0	0
JOHN O'HARA 2225 EAST BAYSHORE ROAD 200 PALO ALTO,CA 94303	VICE PRESIDENT 1 00	0	0	0
MARGARET MOTAMED 2225 EAST BAYSHORE ROAD 200 PALO ALTO,CA 94303	SECRETARY 2 00	0	0	0
CARRIE JONES 2225 EAST BAYSHORE ROAD 200 PALO ALTO,CA 94303	DIRECTOR 1 00	0	0	0
LUCY CRAIN 2225 EAST BAYSHORE ROAD 200 PALO ALTO,CA 94303	DIRECTOR 1 00	0	0	0

Form 990PF Part XV Line 3 - Grants and Contributions Paid During the Year or Approved for Future Payment

Recipient	If recipient is an individual, show any relationship to any foundation manager or substantial contributor	Foundation status of recipient	Purpose of grant or contribution	Amount
Name and address (home or business)				
<b>a</b> Paid during the year				
AMERICAN ACADEMY OF DEVELOPMENTAL MEDICINE AND DENTISTRY PO BOX 681 PROSPECT,KY 40059	NONE	PUBLIC CHARITY	EDUCATION	25,000
AMERICAN ASSOCIATION ON HEALTH AND DISABILITY 1331 GARDEN HIGHWAY SUITE 100 ROCKVILLE,MD 20850	NONE	PUBLIC CHARITY	EDUCATION	14,000
COALITION FOR COMPASSIONATE CARE OF CA 1331 GARDEN HIGHWAY STE 100 SACRAMENTO,CA 95833	NONE	PUBLIC CHARITY	EDUCATION	31,440
GRANTMAKERS IN HEALTH 1100 CONNECTICUT AVENUE NW SUITE 1200 WASHINGTON,DC 20036	NONE	PUBLIC CHARITY	MEMBERSHIP	2,500
HOPE TECHNOLOGY SCHOOL 2525 E BAYSHORE ROAD PALO ALTO,CA 94303	NONE	PUBLIC CHARITY	EDUCATION	100,000
KAISER PERMANENTE 1800 HARRISON ST 16TH FLOOR OAKLAND,CA 94612	NONE	PUBLIC CHARITY	EDUCATION	60,000
NORTHERN CALIFORNIA GRANTMAKERS 625 MARKET STREET 3RD FLOOR SAN FRANCISCO,CA 94105	NONE	PUBLIC CHARITY	MEMBERSHIP	350
OFFICE OF DEVELOPMENT PRIMARY CARE 500 PARNASSUS AVE MU3E BOX 0900 SAN FRANCISCO,CA 94143	NONE	PUBLIC CHARITY	EDUCATION	100,000
THE ACHIEVABLE FOUNDATION 5901 GREEN VALLEY CIRCLE STE 320 CULVER CITY,CA 90230	NONE	PUBLIC CHARITY	HEALTH	90,000
THE FOUNDATION FOR HEALTHCARE ADVANCEMENT 120 ALBANY STREET TOWER II SUITE 850 NEW BRUNSWICK,NJ 08901	NONE	PUBLIC CHARITY	EDUCATION	50,000
UCSF OFFICE OF CONTINUING MEDICAL EDUCATION 3333 CALIFORNIA STREET SUITE 450 SAN FRANCISCO,CA 94143	NONE	PUBLIC CHARITY	EDUCATION	30,000
UNIVERSITY OF CHICAGO 5841 S MARYLAND AVE CHICAGO,IL 60637	NONE	PUBLIC CHARITY	EDUCATION	40,000
VANDERBILT UNIVERSITY OFFICE OF SPONSORED PROGRAMS 1400 18TH AVE S NASHVILLE,TN 37212	NONE	PUBLIC CHARITY	EDUCATION	50,000
WESTCHESTER INSTITUTE FOR HUMAN DEVELOPMENT 20 HOSPITAL OVAL CEDARWOOD HALL VALHALLA,NY 10595	NONE	PUBLIC CHARITY	EDUCATION	50,000
<b>Total . . . . .</b>  <b>3a</b>				643,290

## TY 2012 Accounting Fees Schedule

**Name:** THE SPECIAL HOPE FOUNDATION

**EIN:** 73-1644863

Category	Amount	Net Investment Income	Adjusted Net Income	Disbursements for Charitable Purposes
PROFESSIONAL FEES	4,858	0		4,858

**Note:** To capture the full content of this document, please select landscape mode (11" x 8.5") when printing.

**TY 2012 Depreciation Schedule**

**Name:** THE SPECIAL HOPE FOUNDATION

**EIN:** 73-1644863

Description of Property	Date Acquired	Cost or Other Basis	Prior Years' Depreciation	Computation Method	Rate / Life (# of years)	Current Year's Depreciation Expense	Net Investment Income	Adjusted Net Income	Cost of Goods Sold Not Included
COMPUTER EQUIPMENT	2012-07-12	3,409		SL	3 0000000000000	0	0		
COMPUTER EQUIPMENT	2008-07-01	1,942		SL	5 0000000000000	1,942	0		

# TY 2012 Investments Corporate Bonds Schedule

**Name:** THE SPECIAL HOPE FOUNDATION

**EIN:** 73-1644863

Name of Bond	End of Year Book Value	End of Year Fair Market Value
CHARLES SCHWAB	2,879,955	2,879,955

# TY 2012 Investments Corporate Stock Schedule

**Name:** THE SPECIAL HOPE FOUNDATION

**EIN:** 73-1644863

Name of Stock	End of Year Book Value	End of Year Fair Market Value
CHARLES SCHWAB	9,717,477	9,717,477

# TY 2012 Investments Government Obligations Schedule

**Name:** THE SPECIAL HOPE FOUNDATION

**EIN:** 73-1644863

**US Government Securities - End of**

**Year Book Value:**

806,903

**US Government Securities - End of**

**Year Fair Market Value:**

806,903

**State & Local Government  
Securities - End of Year Book**

**Value:**

0

**State & Local Government  
Securities - End of Year Fair**

**Market Value:**

0

## TY 2012 Investments - Other Schedule

**Name:** THE SPECIAL HOPE FOUNDATION

**EIN:** 73-1644863

Category / Item	Listed at Cost or FMV	Book Value	End of Year Fair Market Value
CHARLES SCHWAB	AT COST	303,433	303,433

**TY 2012 Land, Etc. Schedule****Name:** THE SPECIAL HOPE FOUNDATION**EIN:** 73-1644863

Category / Item	Cost / Other Basis	Accumulated Depreciation	Book Value	End of Year Fair Market Value
COMPUTER EQUIPMENT	3,409	0	3,409	
COMPUTER EQUIPMENT	1,942	1,942	0	

# TY 2012 Other Assets Schedule

**Name:** THE SPECIAL HOPE FOUNDATION

**EIN:** 73-1644863

Description	Beginning of Year - Book Value	End of Year - Book Value	End of Year - Fair Market Value
SECURITY DEPOSIT	1,150	1,150	1,150
ACCRUED INTEREST	39,068	31,182	31,182

**TY 2012 Other Expenses Schedule****Name:** THE SPECIAL HOPE FOUNDATION**EIN:** 73-1644863

Description	Revenue and Expenses per Books	Net Investment Income	Adjusted Net Income	Disbursements for Charitable Purposes
INDEMNITY INSURANCE	725	0		725
MEETING ARRANGEMENTS	1,151	0		1,151
MEMBERSHIP DUES	2,040	0		2,040
LIABILITY INSURANCE	914	0		914
TELEPHONE	841	0		841
SUPPLIES	165	0		165
LICENSES & FEES	75	0		75
SOFTWARE LICENSE	6,672	0		6,672
REFERENCE MATERIALS	100	0		100
POSTAGE/SHIPPING	92	0		92
MISC OPERATING EXPENSES	85	0		86
OFFICE EXPENSE	2,039	0		2,039
PAYROLL EXPENSES	1,214	0		1,214
COPYING AND PRINTING	394	0		394
BANK SERVICE CHARGE	132	0		132

**TY 2012 Other Increases Schedule**

**Name:** THE SPECIAL HOPE FOUNDATION

**EIN:** 73-1644863

Description	Amount
UNREALIZED GAINS	1,590,861

**TY 2012 Other Professional Fees Schedule****Name:** THE SPECIAL HOPE FOUNDATION**EIN:** 73-1644863

Category	Amount	Net Investment Income	Adjusted Net Income	Disbursements for Charitable Purposes
PROFESSIONAL FEES	10,514	0		10,514
INVESTMENT EXPENSE	33,786	33,786		0

**TY 2012 Taxes Schedule****Name:** THE SPECIAL HOPE FOUNDATION**EIN:** 73-1644863

Category	Amount	Net Investment Income	Adjusted Net Income	Disbursements for Charitable Purposes
FOREIGN TAXES	3,238	3,238		0
PAYROLL TAXES	2,406	0		2,406
TAX ON EARNINGS	4,010	0		0

*charles* SCHWAB  
INSTITUTIONAL

Schwab One® Account of  
THE SPECIAL HOPE FOUNDATION

Account Number  
4137-2881

Statement Period  
June 1-30, 2013

Income Summary	This Period		Year to Date	
	Federally Tax-Exempt <sup>1</sup>	Federally Taxable	Federally Tax-Exempt <sup>1</sup>	Federally Taxable
Money Funds Dividends	2.19	0.00	16.54	0.00
Cash Dividends	0.00	16,503.96	0.00	69,325.59
Corporate Bond and Other Interest	0.00	24,058.91	0.00	89,688.38
Certificate of Deposit Interest	0.00	0.00	0.00	1,834.79
Agency Security Interest	0.00	4,687.50	0.00	16,170.00
<b>Total Income:</b>	<b>2.19</b>	<b>45,250.37</b>	<b>16.54</b>	<b>157,018.76</b>
Accrued Interest Paid <sup>4</sup>	0.00	0.00	0.00	(3,867.78)

<sup>1</sup>Certain income in this category may qualify for state tax exemption; consult your tax advisor.

<sup>4</sup>Certain accrued interest paid on taxable bonds may be deductible; consult your tax advisor.

### Investment Detail - Cash and Money Market Funds [Sweep]

Cash	Market Value	% of Account Assets
Cash	3,528.00	<1%
<b>Total Cash</b>	<b>3,528.00</b>	<b>&lt;1%</b>

Money Market Funds [Sweep]	Quantity	Market Price	Market Value	Current Yield	% of Account Assets
SCH MUNI MONEY FUND: SWXXX	202,220.9800	1.0000	202,220.98	0.01%	1%
<b>Total Money Market Funds [Sweep]</b>			<b>202,220.98</b>		<b>1%</b>
<b>Total Cash &amp; Money Market [Sweep]</b>			<b>205,748.98</b>		<b>1%</b>

Schwab has provided accurate gain and loss information wherever possible for most investments. Cost basis data may be incomplete or unavailable for some of your holdings. Please see "Endnotes for Your Account" section for an explanation of the endnote codes and symbols on this statement.

Investment Detail - Fixed Income

	Par	Market Price	Market Value	% of Account	Unrealized	Estimated
	Units Purchased	Cost Per Unit	Cost Basis	Assets	Gain or (Loss)	Annual Income
Agency Securities				Acquired		Yield to Maturity
FED FARM CR BK 4.92%13	200,000.0000	100.7305	201,461.00	1%	(9,867.34)	9,840.00
NOTES DUE 08/26/13	200,000.0000	105.8641	211,328.34	09/12/08	(9,867.34)	3.65%
CUSIP: 31331TBW0						
MOODY'S: Aaa S&P: AA+						
					Accrued Interest: 3,416.67	
FED HOME LN BK 2.625%13	300,000.0000	100.4960	301,488.00	2%	522.07	7,875.00
NOTES DUE 09/13/13	300,000.0000	100.3219	300,965.93	08/27/09	522.07	2.54%
CUSIP: 3133XUPZ0						
MOODY'S: Aaa S&P: AA+						
					Accrued Interest: 2,362.60	
FED HOME LN BK 3.125%13	300,000.0000	101.3179	303,953.70	2%	(6,107.97)	9,375.00
NOTES DUE 12/13/13	300,000.0000	103.3538	310,061.67	09/11/09	(6,107.97)	2.29%
CUSIP: 3133XSP93						
MOODY'S: Aaa S&P: AA+						
					Accrued Interest: 468.75	
Total Agency Securities	800,000.0000		806,502.70		(15,452.24)	27,090.00
			822,655.97			
					Total Accrued Interest for Agency Securities: 6,247.92	

	Par	Market Price	Market Value	% of Account	Unrealized	Estimated
	Units Purchased	Cost Per Unit	Cost Basis	Assets	Gain or (Loss)	Annual Income
Corporate Bonds				Acquired		Yield to Maturity
AES CORP 7.75%15	150,000.0000	110.1250	165,187.50	1%	1,093.50	11,825.00
NOTES DUE 10/15/15	150,000.0000	109.3960	164,094.00	05/27/11	1,093.50	5.30%
CALLABLE						
CUSIP: 00130HBL8						
MOODY'S: Ba3 S&P: BB-						
					Accrued Interest: 2,454.17	

Schwab has provided accurate gain and loss information wherever possible for most investments. Cost basis data may be incomplete or unavailable for some of your holdings. Please see "Endnotes for Your Account" section for an explanation of the endnote codes and symbols on this statement.

*charles* SCHWAB  
INSTITUTIONAL

Schwab One® Account of  
THE SPECIAL HOPE FOUNDATION

Account Number  
4137-2881

Statement Period  
June 1-30, 2013

### Investment Detail - Fixed Income (continued)

	Par	Market Price	Market Value	% of Account	Unrealized	Estimated
	Units Purchased	Cost Per Unit	Cost Basis	Assets	Gain or (Loss)	Annual Income
Corporate Bonds (continued)				Acquired		Yield to Maturity
<b>AMERICAN EXPRESS 7.3%13</b>	<b>100,000.0000</b>	<b>100.8629</b>	<b>100,862.90</b>	<b>&lt;1%</b>	<b>(10,655.10)</b>	<b>7,300.00</b>
MED TRM NT DUE 08/20/13	100,000.0000	111.5180	111,518.00	10/07/09	(10,655.10)	4.03%
CUSIP: 0258M0CY3						
MOODY'S: A2 S&P: A-						
					<b>Accrued Interest: 2,656.39</b>	
<b>AMERICAN INTL GP 4.25%14</b>	<b>150,000.0000</b>	<b>103.8679</b>	<b>155,801.85</b>	<b>1%</b>	<b>7,901.85</b>	<b>6,375.00</b>
NOTES DUE 09/15/14	150,000.0000	98.6000	147,900.00	11/03/11	7,901.85	4.77%
CALLABLE						
CUSIP: 026874CA3						
MOODY'S: Baa1 S&P: A-						
					<b>Accrued Interest: 1,877.08</b>	
<b>CITIGROUP INC FLT PERP</b>	<b>200,000.0000</b>	<b>99.0000</b>	<b>198,000.00</b>	<b>1%</b>	<b>(4,008.74)</b>	<b>N/A</b>
BONDS DUE PERP MTY	200,000.0000	101.0033	202,006.74	02/06/13	(4,008.74)	N/A
CALLABLE 12/13/22 AT 100.00000						
CUSIP: 172967GF2						
MOODY'S: B1 S&P: BB						
<b>CLOROX CO 3.55%15</b>	<b>220,000.0000</b>	<b>105.6658</b>	<b>232,464.76</b>	<b>2%</b>	<b>498.26</b>	<b>7,810.00</b>
NOTES DUE 11/01/15	220,000.0000	105.4393	231,966.50	06/22/11	498.26	2.22%
CALLABLE						
CUSIP: 189054AR0						
MOODY'S: Baa1 S&P: BBB+						
					<b>Accrued Interest: 1,301.87</b>	
<b>ENTERGY CORP 3.625%15</b>	<b>200,000.0000</b>	<b>103.5916</b>	<b>207,183.20</b>	<b>1%</b>	<b>4,292.80</b>	<b>7,250.00</b>
NOTES DUE 09/15/15	100,000.0000	100.7826	100,782.63	09/15/10	2,808.97	3.45%
CALLABLE	100,000.0000	102.1077	102,107.77	03/15/12	1,483.83	2.98%
CUSIP: 29364GAE3						
MOODY'S: Baa3 S&P: BBB-						
Cost Basis			<b>202,890.40</b>		<b>Accrued Interest: 2,134.72</b>	

Schwab has provided accurate gain and loss information wherever possible for most investments. Cost basis data may be incomplete or unavailable for some of your holdings. Please see "Endnotes for Your Account" section for an explanation of the endnote codes and symbols on this statement.

Investment Detail - Fixed Income (continued)

	Par	Market Price	Market Value	% of Account	Unrealized	Estimated
	Units Purchased	Cost Per Unit	Cost Basis	Assets	Gain or (Loss)	Annual Income
Corporate Bonds (continued)				Acquired		Yield to Maturity
FORD MOTOR CRED 5.825%15	200,000.0000	107.4507	214,901.40	2%	3,805.55	11,250.00
NOTES DUE 09/15/15	200,000.0000	105.5479	211,095.85	03/01/11	3,805.55	4.26%
CUSIP: 345397VQ3						
MOODY'S: Baa3 S&P: BB+						
					Accrued Interest: 3,312.50	
GENL ELEC CAP FLT PERP	300,000.0000	103.0452	309,135.80	2%	(7,214.40)	0.00
BONDS DUE PERP MTY	300,000.0000	105.4500	316,350.00	09/28/12	(7,214.40)	5.92%
CALLABLE 12/15/22 AT 100.00000						
CUSIP: 369622SP1						
MOODY'S: Baa1 S&P: AA-						
					Accrued Interest: 833.33	
GENL ELEC CAP CP 3.5%15	200,000.0000	104.6718	209,343.20	1%	1,825.20	7,000.00
MED TRM NT DUE 06/29/15	200,000.0000	103.7590	207,518.00	09/03/10	1,825.20	2.68%
CUSIP: 36962G4L5						
MOODY'S: A1 S&P: AA+						
					Accrued Interest: 38.89	
GOLDMAN SACHS GROUP 5%14	200,000.0000	104.4385	208,877.00	1%	4,788.80	10,000.00
NOTES DUE 10/01/14	200,000.0000	102.0441	204,088.20	07/15/09	4,788.80	4.55%
CUSIP: 38143UAW1						
MOODY'S: A3 S&P: A-						
					Accrued Interest: 2,500.00	
LEUCADIA NATL CORP 7%13	150,000.0000	100.5000	150,750.00	1%	(5,767.20)	10,500.00
SR NOTES DUE 08/15/13	50,000.0000	100.0100	50,005.00 *	06/17/05	245.00	6.99%
CUSIP: 527288AS3	100,000.0000	106.5122	106,512.20	09/16/11	(6,012.20)	3.42%
MOODY'S: Ba2 S&P: BBB						
Cost Basis			156,517.20			
					Accrued Interest: 3,968.66	
SPRINT NEXTEL CORP 6%16	200,000.0000	105.5000	211,000.00	1%	(6,595.00)	12,000.00
BONDS DUE 12/01/16	200,000.0000	108.7975	217,595.00	01/25/13	(6,595.00)	3.52%
CALLABLE						
CUSIP: 852061AD2						
MOODY'S: B3 S&P: B+						
					Accrued Interest: 1,000.00	

Schwab has provided accurate gain and loss information wherever possible for most investments. Cost basis data may be incomplete or unavailable for some of your holdings. Please see "Endnotes for Your Account" section for an explanation of the endnote codes and symbols on this statement.

Investment Detail - Fixed Income (continued)

	Per	Market Price	Market Value	% of Account	Unrealized	Estimated
	Units Purchased	Cost Per Unit	Cost Basis	Assets	Gain or (Loss)	Annual Income
<b>Corporate Bonds (continued)</b>				Acquired		Yield to Maturity
TELEFONICA EMI 6.421%16F	200,000.0000	109.6763	219,352.60	2%	11,024.60	12,842.00
NOTES DUE 06/20/16	200,000.0000	104.1840	208,328.00	09/16/11	11,024.60	5.41%
CALLABLE						
CUSIP: 87938WAB9						
MOODY'S: Baa2 S&P: BBB						
					Accrued Interest: 392.39	
WACHOVIA CAP FLT PERP	100,000.0000	97.7500	97,750.00	<1%	(1,900.00)	N/A
BONDS DUE PERP MTY	100,000.0000	99.6500	99,650.00	10/10/12	(1,900.00)	N/A
CALLABLE 03/15/11 AT 100.00000						
CUSIP: 92978AAA0						
MOODY'S: Baa3 S&P: BBB+						
YUM BRANDS INC 3.75%21	200,000.0000	99.6725	199,345.00	1%	(6,367.00)	7,500.00
BONDS DUE 11/01/21	200,000.0000	102.8560	205,712.00	03/23/12	(6,367.00)	3.39%
CALLABLE 08/01/21 AT 100.00000						
CUSIP: 988498AH4						
MOODY'S: Baa3 S&P: BBB						
					Accrued Interest: 1,250.00	
<b>Total Corporate Bonds</b>	<b>2,770,000.0000</b>		<b>2,879,865.01</b>	<b>23%</b>	<b>17,074.60</b>	<b>111,442.00</b>
<b>Total Cost Basis:</b>			<b>2,867,229.89</b>			
					<b>Total Accrued Interest for Corporate Bonds: 23,717.80</b>	

Schwab has provided accurate gain and loss information wherever possible for most investments. Cost basis data may be incomplete or unavailable for some of your holdings. Please see "Endnotes for Your Account" section for an explanation of the endnote codes and symbols on this statement.

**charles SCHWAB**  
INSTITUTIONAL

Schwab One® Account of  
**THE SPECIAL HOPE FOUNDATION**

Account Number  
**4137-2881**

Statement Period  
**June 1-30, 2013**

### Investment Detail - Fixed Income (continued)

	Par	Market Price	Market Value	% of Account Assets	Unrealized Gain or (Loss)	Estimated Annual Income
CDs & BAs	Units Purchased	Cost Per Unit	Cost Basis	Acquired		Yield to Maturity
ALLY BK 1.85%14	200,000.0000	101.5880	203,176.00	1%	3,176.00	3,700.00
CD FDIC INS DUE 09/03/14	200,000.0000	100.0000	200,000.00	09/03/10	3,176.00	1.85%
MIDVALE UT						
CUSIP: 02004MN66						
					Accrued Interest: 1,216.44	
<b>Total CDs &amp; BAs</b>	<b>400,000.0000</b>		<b>403,176.00</b>	<b>1%</b>	<b>3,176.00</b>	<b>3,700.00</b>
		<b>Total Cost Basis</b>	<b>200,000.00</b>			
					Total Accrued Interest for CDs & BAs: 1,216.44	

<b>Total Fixed Income</b>	<b>5,770,000.0000</b>		<b>5,890,033.77</b>	<b>28%</b>	<b>(19,552.15)</b>	<b>149,242.00</b>
		<b>Total Cost Basis</b>	<b>5,909,580.00</b>			

Accrued Interest represents the interest that would be received if the fixed income investment was sold prior to the coupon payment.

Estimated Annual Income ("EAI") and Estimated Yield ("EY") calculations are for informational purposes only. The actual income and yield might be lower or higher than the estimated amounts. EY is based upon EAI and the current price of the security and will fluctuate. For certain types of securities, the calculations could include a return of principal or capital gains in which case EAI and EY would be overstated. EY and EAI are not promptly updated to reflect when an issuer has missed a regular payment or announced changes to future payments, in which case EAI and EY will continue to display at a prior rate.

### Investment Detail - Equities

	Quantity	Market Price	Market Value	% of Account Assets	Unrealized Gain or (Loss)	Estimated Yield	Estimated Annual Income
Equities	Units Purchased	Cost Per Share	Cost Basis	Acquired		Holding Days	Holding Period
ABBOTT LABORATORIES	2,000.0000	34.8800	69,760.00	<1%	(3,482.95)	1.80%	1,120.00
SYMBOL: ABT	2,000.0000	36.6214	73,242.95	04/15/13	(3,482.95)	74	Short-Term

Schwab has provided accurate gain and loss information wherever possible for most investments. Cost basis data may be incomplete or unavailable for some of your holdings. Please see "Endnotes for Your Account" section for an explanation of the endnote codes and symbols on this statement.

Investment Detail Equities (continued)

Equities (continued)	Quantity Units Purchased	Market Price Cost Per Share	Market Value Cost Basis	% of Account Assets Acquired	Unrealized Gain or (Loss)	Estimated Yield Holding Days	Estimated Annual Income Holding Period
<b>ABERDEEN ASIA PAC INCM</b>	<b>25,000.0000</b>	<b>6.2000</b>	<b>155,000.00</b>	<b>1%</b>	<b>6,438.04</b>	<b>6.77%</b>	<b>10,500.00</b>
SYMBOL: FAX	5,000.0000	4.7352	23,676.33 *	01/08/03	7,323.67	3824	Long-Term
	5,000.0000	6.5652	32,826.42 *	03/22/04	(1,826.42)	3385	Long-Term
	3,000.0000	5.8259	17,477.87 *	10/28/05	1,122.13	2800	Long-Term
	48.0000	6.2145	298.30	12/15/06	(0.70)	2387	Long-Term
	52.0000	6.2142	323.14	12/15/06	(0.74)	2387	Long-Term
	200.0000	6.2153	1,243.07	12/15/06	(3.07)	2387	Long-Term
	200.0000	6.2153	1,243.07	12/15/06	(3.07)	2387	Long-Term
	500.0000	6.2151	3,107.57	12/15/06	(7.57)	2387	Long-Term
	5,000.0000	6.2151	31,075.57	12/15/06	(75.57)	2387	Long-Term
	6,000.0000	6.2151	37,290.62	12/15/06	(90.62)	2387	Long-Term
<i>Cost Basis</i>			<b>148,561.96</b>				
<b>APPLE INC</b>	<b>300.0000</b>	<b>396.5300</b>	<b>118,959.00</b>	<b>&lt;1%</b>	<b>4,413.10</b>	<b>3.07%</b>	<b>3,660.00</b>
SYMBOL: AAPL	200.0000	353.1627	70,632.55	03/01/11	8,673.45	850	Long-Term
	100.0000	439.1335	43,913.35	01/25/13	(4,260.35)	154	Short-Term
<i>Cost Basis</i>			<b>114,545.90</b>				
<b>ATMOS ENERGY CORP</b>	<b>1,000.0000</b>	<b>41.0600</b>	<b>41,060.00</b>	<b>&lt;1%</b>	<b>39,807.50</b>	<b>3.40%</b>	<b>1,400.00</b>
SYMBOL: ATO	1,000.0000	1.2525	1,252.50 *	02/08/06	39,807.50	2697	Long-Term
<b>BAXTER INTERNATIONAL INC</b>	<b>1,200.0000</b>	<b>69.2700</b>	<b>83,124.00</b>	<b>&lt;1%</b>	<b>50,429.00</b>	<b>2.82%</b>	<b>2,352.00</b>
SYMBOL: BAX	800.0000	23.1816	13,909.00 *	05/06/03	27,653.00	3706	Long-Term
	600.0000	31.3100	18,786.00 *	10/15/04	22,776.00	3178	Long-Term
<i>Cost Basis</i>			<b>32,695.00</b>				
<b>BERKSHIRE HATHAWAY B NEW</b>	<b>50.0000</b>	<b>111.9200</b>	<b>5,596.00</b>	<b>&lt;1%</b>	<b>5,443.50</b>	<b>0.00%</b>	<b>0.00</b>
CLASS B	50.0000	3.0500	152.50 *	08/15/06	5,443.50	2570	Long-Term
SYMBOL: BRKB							

Schwab has provided accurate gain and loss information wherever possible for most investments. Cost basis data may be incomplete or unavailable for some of your holdings. Please see "Endnotes for Your Account" section for an explanation of the endnote codes and symbols on this statement.

Investment Detail - Equities (continued)

Equities (continued)	Quantity Units Purchased	Market Price Cost Per Share	Market Value Cost Basis	% of Account Assets Acquired	Unrealized Gain or (Loss)	Estimated Yield Holding Days	Estimated Annual Income Holding Period
<b>CHEVRON CORPORATION</b>	<b>1,800.0000</b>	<b>118.3400</b>	<b>213,012.00</b>	<b>2%</b>	<b>105,793.05</b>	<b>3.38%</b>	<b>7,200.00</b>
SYMBOL: CVX	400.0000	33.1725	13,269.00 *	12/27/02	34,067.00	3836	Long-Term
	400.0000	43.9200	17,568.00 *	03/22/04	29,768.00	3385	Long-Term
	400.0000	54.7900	21,916.00 *	11/22/04	25,420.00	3140	Long-Term
	600.0000	90.7765	54,465.95	12/07/07	16,538.05	2030	Long-Term
<i>Cost Basis</i>			107,218.95				
<b>CHINA MOBILE LTD ADR F</b>	<b>4,000.0000</b>	<b>51.7700</b>	<b>207,080.00</b>	<b>1%</b>	<b>4,415.70</b>	<b>4.42%</b>	<b>9,166.36</b>
SPONSORED ADR	1,500.0000	49.1949	73,792.45	03/02/10	3,862.55	1214	Long-Term
1 ADR REPS 5 ORD	1,000.0000	47.6279	47,627.95	03/01/11	4,142.05	850	Long-Term
SYMBOL: CHL	500.0000	56.2059	28,102.95	05/02/12	(2,217.95)	422	Long-Term
	1,000.0000	53.1409	53,140.95	06/20/12	(1,370.95)	373	Long-Term
<i>Cost Basis</i>			202,664.30				
<b>COLGATE-PALMOLIVE CO</b>	<b>3,200.0000</b>	<b>57.2900</b>	<b>183,328.00</b>	<b>1%</b>	<b>56,840.42</b>	<b>4.74%</b>	<b>8,704.00</b>
SYMBOL: CL	1,600.0000	41.9645	67,143.35	03/02/10	24,520.65	1214	Long-Term
	1,600.0000	37.2151	59,544.23	10/05/10	32,119.77	997	Long-Term
<i>Cost Basis</i>			126,687.58				
<b>CONOCOPHILLIPS</b>	<b>1,800.0000</b>	<b>60.5000</b>	<b>108,900.00</b>	<b>&lt;1%</b>	<b>34,394.09</b>	<b>4.36%</b>	<b>4,752.00</b>
SYMBOL: COP	800.0000	28.3575	22,686.05 *	05/25/04	25,713.95	3321	Long-Term
	400.0000	33.4724	13,388.99 *	12/28/04	10,811.01	3104	Long-Term
	600.0000	64.0514	38,430.87	12/07/07	(2,130.87)	2030	Long-Term
<i>Cost Basis</i>			74,505.91				
<b>COSTCO WHSL CORP NEW</b>	<b>2,000.0000</b>	<b>110.5700</b>	<b>221,140.00</b>	<b>2%</b>	<b>121,920.10</b>	<b>1.12%</b>	<b>2,480.00</b>
SYMBOL: COST	1,000.0000	49.5099	49,509.95	09/13/06	61,060.05	2480	Long-Term
	1,000.0000	49.7099	49,709.95	10/10/06	60,860.05	2453	Long-Term
<i>Cost Basis</i>			99,219.90				

Schwab has provided accurate gain and loss information wherever possible for most investments. Cost basis data may be incomplete or unavailable for some of your holdings. Please see "Endnotes for Your Account" section for an explanation of the endnote codes and symbols on this statement.

Investment Detail - Equities (continued)

Equities (continued)	Quantity Units Purchased	Market Price Cost Per Share	Market Value Cost Basis	% of Account Assets Acquired	Unrealized Gain or (Loss)	Estimated Yield Holding Days	Estimated Annual Income Holding Period
GOOGLE INC CLASS A SYMBOL: GOOG	80.0000 80.0000	880.3700 674.3018	70,429.60 53,944.15	<1% 10/22/12	16,485.45 16,485.45	0.00% 249	0.00 Short-Term
INTL BUSINESS MACHINES SYMBOL: IBM	1,000.0000 500.0000 500.0000	191.1100 192.7857 214.6129	191,110.00 96,392.85 107,306.45	1% 10/22/12 03/20/13	(12,589.30) (837.85) (11,751.45)	1.98% 249 100	3,800.00 Short-Term Short-Term
Cost Basis			203,699.30				
JOHNSON & JOHNSON SYMBOL: JNJ	1,500.0000 200.0000 300.0000 500.0000 500.0000	85.8800 54.8950 81.0900 65.2755 66.6949	128,790.00 10,979.00 * 18,327.00 * 32,837.75 33,347.45	<1% 12/13/02 11/22/04 05/02/12 06/20/12	33,498.80 6,193.00 7,431.00 10,292.25 9,582.55	3.07% 3850 3140 422 373	3,980.00 Long-Term Long-Term Long-Term Long-Term
Cost Basis			95,291.20				
MC DONALDS CORP SYMBOL: MCD	2,000.0000 1,000.0000 1,000.0000	99.0000 28.6150 32.3450	198,000.00 28,615.00 * 32,345.00 *	1% 03/31/04 10/21/05	137,040.00 70,385.00 66,655.00	3.11% 3376 2807	6,160.00 Long-Term Long-Term
Cost Basis			60,960.00				
MICROSOFT CORP SYMBOL: MSFT	4,000.0000 400.0000 800.0000 1,000.0000 1,800.0000	34.5450 26.6175 27.3762 25.1550 27.6855	138,180.00 10,647.00 * 21,901.00 * 25,155.00 * 49,833.95	<1% 12/13/02 11/15/04 06/17/05 10/10/06	30,843.05 3,171.00 5,735.00 9,390.00 12,347.05	2.66% 3850 3147 2933 2453	3,680.00 Long-Term Long-Term Long-Term Long-Term
Cost Basis			107,536.95				

Schwab has provided accurate gain and loss information wherever possible for most investments. Cost basis data may be incomplete or unavailable for some of your holdings. Please see "Endnotes for Your Account" section for an explanation of the endnote codes and symbols on this statement.

DUPLICATE STATEMENT

Investment Detail - Equities (continued)

Equities (continued)	Quantity Units Purchased	Market Price Cost Per Share	Market Value Cost Basis	% of Account Assets Acquired	Unrealized Gain or (Loss)	Estimated Yield Holding Days	Estimated Annual Income Holding Period
<b>NESTLE S A REG B ADR F</b>	<b>3,750.0000</b>	<b>65.7800</b>	<b>246,675.00</b>	<b>2%</b>	<b>168,280.00</b>	<b>3.28%</b>	<b>8,113.28</b>
1 ADR REPS 1 ORD	750.0000	20.5133	15,385.00 *	12/06/02	33,950.00	3857	Long-Term
SYMBOL: NSRGY	500.0000	25.7000	12,850.00 *	03/31/04	20,040.00	3376	Long-Term
	1,250.0000	10.2800	12,850.00 *	06/17/05	69,375.00	2933	Long-Term
	1,250.0000	29.8480	37,310.00 *	10/21/05	44,915.00	2807	Long-Term
<i>Cost Basis</i>			78,395.00				
<b>NOVO-NORDISK A-S ADR F</b>	<b>1,000.0000</b>	<b>154.9700</b>	<b>154,970.00</b>	<b>1%</b>	<b>131,620.00</b>	<b>2.00%</b>	<b>3,101.79</b>
1 ADR REP 1 ORD	200.0000	23.3300	4,666.00 *	03/22/04	26,328.00	3385	Long-Term
SYMBOL: NVO	800.0000	23.3550	18,684.00 *	03/22/04	105,292.00	3385	Long-Term
<i>Cost Basis</i>			23,350.00				
<b>PEPSICO INCORPORATED</b>	<b>2,000.0000</b>	<b>81.7900</b>	<b>163,580.00</b>	<b>1%</b>	<b>31,702.03</b>	<b>2.77%</b>	<b>4,540.00</b>
SYMBOL: PEP	1,000.0000	63.6879	63,667.95	03/01/11	18,122.05	850	Long-Term
	300.0000	66.8768	20,063.05	05/02/12	4,473.95	422	Long-Term
	700.0000	68.7813	48,146.97	06/20/12	9,106.03	373	Long-Term
<i>Cost Basis</i>			131,877.97				
<b>PIMCO CORP &amp; INC OPPTY FUND</b>	<b>5,000.0000</b>	<b>19.5500</b>	<b>97,750.00</b>	<b>&lt;1%</b>	<b>18,335.05</b>	<b>7.97%</b>	<b>7,800.00</b>
SYMBOL: PTY	3,000.0000	17.1816	51,545.00 *	11/22/04	7,105.00	3140	Long-Term
	2,000.0000	13.9349	27,869.95	12/07/07	11,230.05	2030	Long-Term
<i>Cost Basis</i>			79,414.95				
<b>PROCTER &amp; GAMBLE</b>	<b>1,200.0000</b>	<b>76.9900</b>	<b>92,388.00</b>	<b>&lt;1%</b>	<b>15,892.25</b>	<b>3.12%</b>	<b>2,887.20</b>
SYMBOL: PG	1,200.0000	63.7464	76,495.75	03/02/10	15,892.25	1214	Long-Term
<b>QUALCOMM INC</b>	<b>1,000.0000</b>	<b>61.0900</b>	<b>61,090.00</b>	<b>&lt;1%</b>	<b>(4,725.55)</b>	<b>2.29%</b>	<b>1,400.00</b>
SYMBOL: QCOM	1,000.0000	65.8155	65,815.55	03/20/13	(4,725.55)	100	Short-Term

Schwab has provided accurate gain and loss information wherever possible for most investments. Cost basis data may be incomplete or unavailable for some of your holdings. Please see "Endnotes for Your Account" section for an explanation of the endnote codes and symbols on this statement.

*Charles SCHWAB*  
INSTITUTIONAL

Schwab One® Account of  
THE SPECIAL HOPE FOUNDATION

Account Number  
4137-2881

Statement Period  
June 1-30, 2013

### Investment Detail - Equities (continued)

Equities (continued)	Quantity Units Purchased	Market Price Cost Per Share	Market Value Cost Basis	% of Account Assets Acquired	Unrealized Gain or (Loss)	Estimated Yield Holding Days	Estimated Annual Income Holding Period
<b>ROYAL DUTCH SHELL A ADRF</b>	<b>1,000.0000</b>	<b>63.8000</b>	<b>63,800.00</b>	<b>&lt;1%</b>	<b>3,025.00</b>	<b>5.64%</b>	<b>3,600.00</b>
SPONSORED ADR	500.0000	58.1700	29,085.00 *	01/28/05	2,815.00	3075	Long-Term
1 ADR REPS 2 CL A ORD	500.0000	63.3800	31,690.00 *	06/17/05	210.00	2933	Long-Term
SYMBOL: RDSA							
<i>Cost Basis</i>			60,775.00				
<b>SYSCO CORPORATION</b>	<b>2,500.0000</b>	<b>34.1800</b>	<b>85,400.00</b>	<b>&lt;1%</b>	<b>12,841.05</b>	<b>3.27%</b>	<b>2,800.00</b>
SYMBOL: SYY	2,500.0000	29.0235	72,558.95	03/02/10	12,841.05	1214	Long-Term
<b>TEMPLETON GLOBAL INCM FD</b>	<b>25,000.0000</b>	<b>8.6400</b>	<b>216,000.00</b>	<b>2%</b>	<b>(7,519.95)</b>	<b>4.88%</b>	<b>10,500.00</b>
SYMBOL: GIM	3,000.0000	7.6916	23,075.00 *	01/08/03	2,845.00	3824	Long-Term
	3,000.0000	9.0716	27,215.00 *	03/22/04	(1,295.00)	3385	Long-Term
	3,000.0000	9.6916	29,075.00 *	11/22/04	(3,155.00)	3140	Long-Term
	3,000.0000	9.8616	29,585.00 *	12/29/04	(3,665.00)	3103	Long-Term
	3,000.0000	8.3516	25,055.00 *	10/28/05	865.00	2800	Long-Term
	5,000.0000	8.5510	42,755.00 *	02/08/06	445.00	2697	Long-Term
	5,000.0000	9.3519	46,759.95	12/07/07	(3,559.95)	2030	Long-Term
<i>Cost Basis</i>			223,519.95				
<b>UNILEVER N V NY SHS NEWF</b>	<b>4,000.0000</b>	<b>39.3100</b>	<b>157,240.00</b>	<b>1%</b>	<b>45,904.30</b>	<b>3.55%</b>	<b>5,590.40</b>
N Y REGISTRY SHARES	300.0000	22.9600	6,888.00 *	05/05/04	4,905.00	3341	Long-Term
1 NEW YORK SH REP 1 ORD	300.0000	22.9633	6,889.00 *	05/05/04	4,904.00	3341	Long-Term
SYMBOL: UN	600.0000	22.9616	13,777.00 *	05/05/04	9,809.00	3341	Long-Term
	200.0000	26.8983	5,379.68	12/15/06	2,482.34	2387	Long-Term
	400.0000	26.9083	10,763.32	12/15/06	4,960.68	2387	Long-Term
	600.0000	26.9082	16,144.97	12/15/06	7,441.03	2387	Long-Term
	1,600.0000	32.1835	51,493.75	06/20/12	11,402.25	373	Long-Term
<i>Cost Basis</i>			111,335.70				

Schwab has provided accurate gain and loss information wherever possible for most investments. Cost basis data may be incomplete or unavailable for some of your holdings. Please see "Endnotes for Your Account" section for an explanation of the endnote codes and symbols on this statement.

Investment Detail - Equities (continued)

Equities (continued)	Quantity Units Purchased	Market Price Cost Per Share	Market Value Cost Basis	% of Account Assets Acquired	Unrealized Gain or (Loss)	Estimated Yield Holding Days	Estimated Annual Income Holding Period
<b>UNITED PARCEL SERVICE B</b>	<b>2,000.0000</b>	<b>86.4800</b>	<b>172,960.00</b>	<b>1%</b>	<b>25,723.12</b>	<b>2.86%</b>	<b>4,980.00</b>
CLASS B	1,000.0000	73.0099	73,009.95	09/13/06	13,470.05	2480	Long-Term
SYMBOL: UPS	700.0000	73.9942	51,795.95	10/10/06	8,740.05	2453	Long-Term
	300.0000	74.7699	22,430.98	12/07/07	3,513.02	2030	Long-Term
Cost Basis			147,236.88				
<b>VODAFONE GROUP NEW ADR F</b>	<b>5,500.0000</b>	<b>28.7450</b>	<b>158,097.50</b>	<b>1%</b>	<b>2,060.65</b>	<b>7.29%</b>	<b>11,538.75</b>
SPONSORED ADR	3,000.0000	28.8929	86,078.95	03/01/11	156.05	850	Long-Term
1 ADR REP 10 ORD	1,500.0000	27.9539	41,930.95	05/02/12	1,186.55	422	Long-Term
SYMBOL: VOD	1,000.0000	28.0269	28,026.95	06/20/12	718.05	373	Long-Term
Cost Basis			156,036.85				
<b>WAL-MART DE MEX SAB ADRF</b>	<b>6,000.0000</b>	<b>28.0000</b>	<b>168,000.00</b>	<b>1%</b>	<b>54,321.05</b>	<b>1.34%</b>	<b>2,285.91</b>
SPONSORED ADR	200.0000	20.3550	4,071.00	12/15/06	1,529.00	2387	Long-Term
1 ADR REP 10 SERIES V SH	400.0000	20.3549	8,141.99	12/15/06	3,058.01	2387	Long-Term
SYMBOL: WMMVY	1,400.0000	20.3549	28,496.96	12/15/06	10,703.04	2387	Long-Term
	2,000.0000	16.9799	33,959.95	08/29/07	22,040.05	2130	Long-Term
	2,000.0000	19.5045	39,009.05	12/07/07	18,990.95	2030	Long-Term
Cost Basis			113,678.95				
<b>WAL-MART STORES INC</b>	<b>3,000.0000</b>	<b>74.4900</b>	<b>223,470.00</b>	<b>2%</b>	<b>8,390.10</b>	<b>2.52%</b>	<b>5,640.00</b>
SYMBOL: WMT	2,000.0000	68.1224	136,244.95	06/20/12	12,735.05	373	Long-Term
	1,000.0000	78.8349	78,834.95	04/15/13	(4,344.95)	74	Short-Term
Cost Basis			215,079.90				
<b>WHOLE FOODS MARKET INC</b>	<b>1,600.0000</b>	<b>51.4800</b>	<b>82,368.00</b>	<b>&lt;1%</b>	<b>12,708.41</b>	<b>1.55%</b>	<b>1,280.00</b>
SYMBOL: WFM	1,600.0000	43.5372	69,659.59	04/15/13	12,708.41	74	Short-Term

Schwab has provided accurate gain and loss information wherever possible for most investments. Cost basis data may be incomplete or unavailable for some of your holdings. Please see "Endnotes for Your Account" section for an explanation of the endnote codes and symbols on this statement.

Investment Detail - Equities (continued)

	Quantity	Market Price	Market Value	% of Account Assets	Unrealized Gain or (Loss)	Estimated Yield	Estimated Annual Income
Equities (continued)	Units Purchased	Cost Per Share	Cost Basis	Acquired		Holding Days	Holding Period
YUM BRANDS INC	2,000.0000	69.3400	138,680.00	<1%	95,717.00	1.93%	2,880.00
SYMBOL: YUM	1,600.0000	21.3631	34,181.00 *	10/15/04	76,763.00	3178	Long-Term
	400.0000	21.9550	8,782.00 *	11/22/04	18,954.00	3140	Long-Term
Cost Basis			42,963.00				
ZIMMER HOLDINGS INC	1,000.0000	74.9400	74,940.00	<1%	12,892.05	1.08%	800.00
SYMBOL: ZMH	1,000.0000	62.0479	62,047.95	03/01/11	12,892.05	850	Long-Term
1/100 BERKSHIRE HTWY CLA	3,100.0000	1,886.0000	5,226,600.00	37%	N/A	0.00%	0.00
100 SHS=1 WHOLE SH BRK A	3,100.0000	N/A	please provide	08/08/06	N/A	2516	Long-Term
<b>Total Equities</b>	<b>101,600.0000</b>		<b>5,217,877.10</b>	<b>48%</b>	<b>1,288,464.11</b>		<b>133,760.00</b>
<b>Total Cost Basis</b>			<b>5,238,470.99</b>				

Estimated Annual Income ("EAI") and Estimated Yield ("EY") calculations are for informational purposes only. The actual income and yield might be lower or higher than the estimated amounts. EY is based upon EAI and the current price of the security and will fluctuate. For certain types of securities, the calculations could include a return of principal or capital gains in which case EAI and EY would be overstated. EY and EAI are not promptly updated to reflect when an issuer has missed a regular payment or announced changes to future payments, in which case EAI and EY will continue to display at a prior rate.

Investment Detail - Other Assets

	Quantity	Market Price	Market Value	% of Account Assets	Unrealized Gain or (Loss)		
Other Assets	Units Purchased	Cost Per Share	Cost Basis	Acquired		Holding Days	Holding Period
BALT G & E CAP 6.20%43	1,500.0000	25.3000	37,950.00	<1%	591.05		
TR PFD SECS DUE 10/15/43	1,500.0000	24.9059	37,358.95	03/01/11	591.05	850	Long-Term
SUBJ TO XTRO REDEMPTION							
SYMBOL: BGE+B							

Schwab has provided accurate gain and loss information wherever possible for most investments. Cost basis data may be incomplete or unavailable for some of your holdings. Please see "Endnotes for Your Account" section for an explanation of the endnote codes and symbols on this statement.

charles SCHWAB  
INSTITUTIONAL

Schwab One® Account of  
THE SPECIAL HOPE FOUNDATION

Account Number  
4137-2881

Statement Period  
June 1-30, 2013

### Investment Detail - Other Assets (continued)

	Quantity	Market Price	Market Value	% of Account Assets	Unrealized Gain or (Loss)	Holding Days	Holding Period
Other Assets (continued)	Units Purchased	Cost Per Share	Cost Basis	Acquired			
ISHARES TR DJ US UTILS	500.0000	94.5800	47,290.00	<1%	17,380.00		
SECTOR INDEX FUND	500.0000	59.8200	29,910.00 *	03/31/04	17,380.00	3376	Long-Term
SYMBOL: IDU							
SPDR GOLD TRUST	300.0000	119.1100	35,733.00	<1%	(3,815.95)		
SPDR GOLD SHARES	300.0000	131.8298	39,548.95	10/12/10	(3,815.95)	990	Long-Term
SYMBOL: GLD							
VANGUARD FTSE EMERGING	3,000.0000	38.7950	116,385.00	<1%	(18,978.90)		
MARKETS ETF	2,000.0000	46.3234	92,646.95	03/01/11	(15,058.95)	850	Long-Term
SYMBOL: VWO	1,000.0000	42.7169	42,716.95	05/02/12	(3,921.95)	422	Long-Term
Cost Basis			135,363.90				
VORNADO RLTY LP 7.875%39	2,500.0000	26.4300	66,075.00	<1%	957.10		
PINES DUE 10/01/39	1,500.0000	25.0059	37,508.95	05/28/10	2,136.05	1127	Long-Term
SUBJ TO XTRO REDEMPTION	1,000.0000	27.6089	27,608.95	09/16/11	(1,178.95)	651	Long-Term
SYMBOL: VNOD							
Cost Basis			65,117.90				
<b>Total Other Assets</b>	<b>7,800.0000</b>		<b>309,438.00</b>	<b>1.2%</b>	<b>(3,888.70)</b>		
<b>Total Cost Basis</b>			<b>307,294.70</b>				

Total Investment Detail

Total Account Value

Total Cost Basis

Schwab has provided accurate gain and loss information wherever possible for most investments. Cost basis data may be incomplete or unavailable for some of your holdings. Please see "Endnotes for Your Account" section for an explanation of the endnote codes and symbols on this statement.