



See a Social Security Number? Say Something!
Report Privacy Problems to <https://public.resource.org/privacy>
Or call the IRS Identity Theft Hotline at 1-800-908-4490



Check if Schedule O contains a response to any question in this Part III ☒

TAKOMA REGIONAL HOSPITAL EXISTS TO EXTEND THE HEALING MINISTRY OF CHRIST BY CARING FOR THOSE WHO ARE ILL AND BY NURTURING THE HEALTH OF THE PEOPLE IN OUR COMMUNITIES. AS A MEMBER OF THE ADVENTIST HEALTH SYSTEM AND WELLMONT HEALTH SYSTEM, TAKOMA REGIONAL HOSPITAL (TRH) STRIVES TO CREATE EXCELLENT EXPERIENCES FOR EACH PERSON WHO CHOOSES TO ACCESS OUR SERVICES. TRH WILL BE A LEADER IN PATIENT SAFETY AND HEALTHCARE QUALITY. TRH WILL BE THE BEST PLACE TO WORK, PRACTICE MEDICINE, AND RECEIVE CARE.

If "Yes," describe these new services on Schedule O





















If "Yes," describe these changes on Schedule O

4a	(Code) (Expenses \$	47,476,038	including grants of \$	51,405) (Revenue \$	50,656,409)
TAKOMA REGIONAL HOSPITAL, INC OPERATES A 100 BED ACUTE CARE HOSPITAL IN GREENEVILLE, TN IN THE CURRENT YEAR, THERE WERE 2,347 ADMISSIONS, 10,476 PATIENT DAYS, AND 71,281 OUTPATIENT VISITS						

[illegible][illegible]

4e	Total program service expenses ▶	47,476,038
-----------	---	-------------------

Part IV Checklist of Required Schedules

	Yes	No
1 Is the organization described in section 501(c)(3) or 4947(a)(1) (other than a private foundation)? If "Yes," complete Schedule A 	1 Yes	
2 Is the organization required to complete Schedule B, Schedule of Contributors (see instructions)? 	2 Yes	
3 Did the organization engage in direct or indirect political campaign activities on behalf of or in opposition to candidates for public office? If "Yes," complete Schedule C, Part I 	3	No
4 Section 501(c)(3) organizations. Did the organization engage in lobbying activities, or have a section 501(h) election in effect during the tax year? If "Yes," complete Schedule C, Part II 	4 Yes	
5 Is the organization a section 501(c)(4), 501(c)(5), or 501(c)(6) organization that receives membership dues, assessments, or similar amounts as defined in Revenue Procedure 98-19? If "Yes," complete Schedule C, Part III 	5	No
6 Did the organization maintain any donor advised funds or any similar funds or accounts for which donors have the right to provide advice on the distribution or investment of amounts in such funds or accounts? If "Yes," complete Schedule D, Part I 	6	No
7 Did the organization receive or hold a conservation easement, including easements to preserve open space, the environment, historic land areas, or historic structures? If "Yes," complete Schedule D, Part II 	7	No
8 Did the organization maintain collections of works of art, historical treasures, or other similar assets? If "Yes," complete Schedule D, Part III 	8	No
9 Did the organization report an amount in Part X, line 21 for escrow or custodial account liability, serve as a custodian for amounts not listed in Part X, or provide credit counseling, debt management, credit repair, or debt negotiation services? If "Yes," complete Schedule D, Part IV 	9	No
10 Did the organization, directly or through a related organization, hold assets in temporarily restricted endowments, permanent endowments, or quasi-endowments? If "Yes," complete Schedule D, Part V 	10	No
11 If the organization's answer to any of the following questions is "Yes," then complete Schedule D, Parts VI, VII, VIII, IX, or X as applicable		
a Did the organization report an amount for land, buildings, and equipment in Part X, line 10? If "Yes," complete Schedule D, Part VI 	11a Yes	
b Did the organization report an amount for investments—other securities in Part X, line 12 that is 5% or more of its total assets reported in Part X, line 16? If "Yes," complete Schedule D, Part VII 	11b	No
c Did the organization report an amount for investments—program related in Part X, line 13 that is 5% or more of its total assets reported in Part X, line 16? If "Yes," complete Schedule D, Part VIII 	11c	No
d Did the organization report an amount for other assets in Part X, line 15 that is 5% or more of its total assets reported in Part X, line 16? If "Yes," complete Schedule D, Part IX 	11d	No
e Did the organization report an amount for other liabilities in Part X, line 25? If "Yes," complete Schedule D, Part X 	11e Yes	
f Did the organization's separate or consolidated financial statements for the tax year include a footnote that addresses the organization's liability for uncertain tax positions under FIN 48 (ASC 740)? If "Yes," complete Schedule D, Part X 	11f	No
12a Did the organization obtain separate, independent audited financial statements for the tax year? If "Yes," complete Schedule D, Parts XI and XII 	12a	No
b Was the organization included in consolidated, independent audited financial statements for the tax year? If "Yes," and if the organization answered "No" to line 12a, then completing Schedule D, Parts XI and XII is optional 	12b	No
13 Is the organization a school described in section 170(b)(1)(A)(ii)? If "Yes," complete Schedule E	13	No
14a Did the organization maintain an office, employees, or agents outside of the United States?	14a	No
b Did the organization have aggregate revenues or expenses of more than \$10,000 from grantmaking, fundraising, business, investment, and program service activities outside the United States, or aggregate foreign investments valued at \$100,000 or more? If "Yes," complete Schedule F, Parts I and IV	14b	No
15 Did the organization report on Part IX, column (A), line 3, more than \$5,000 of grants or assistance to any organization or entity located outside the United States? If "Yes," complete Schedule F, Parts II and IV	15	No
16 Did the organization report on Part IX, column (A), line 3, more than \$5,000 of aggregate grants or assistance to individuals located outside the United States? If "Yes," complete Schedule F, Parts III and IV	16	No
17 Did the organization report a total of more than \$15,000 of expenses for professional fundraising services on Part IX, column (A), lines 6 and 11e? If "Yes," complete Schedule G, Part I (see instructions)	17	No
18 Did the organization report more than \$15,000 total of fundraising event gross income and contributions on Part VIII, lines 1c and 8a? If "Yes," complete Schedule G, Part II	18	No
19 Did the organization report more than \$15,000 of gross income from gaming activities on Part VIII, line 9a? If "Yes," complete Schedule G, Part III	19	No
20a Did the organization operate one or more hospital facilities? If "Yes," complete Schedule H 	20a Yes	
b If "Yes" to line 20a, did the organization attach a copy of its audited financial statements to this return? 	20b Yes	

Part IV

Checklist of Required Schedules (continued)

21	Did the organization report more than \$5,000 of grants and other assistance to any government or organization in the United States on Part IX, column (A), line 1? <i>If "Yes," complete Schedule I, Parts I and II</i>	21	Yes	
22	Did the organization report more than \$5,000 of grants and other assistance to individuals in the United States on Part IX, column (A), line 2? <i>If "Yes," complete Schedule I, Parts I and III</i>	22		No
23	Did the organization answer "Yes" to Part VII, Section A, line 3, 4, or 5 about compensation of the organization's current and former officers, directors, trustees, key employees, and highest compensated employees? <i>If "Yes," complete Schedule J</i>	23	Yes	
24a	Did the organization have a tax-exempt bond issue with an outstanding principal amount of more than \$100,000 as of the last day of the year, that was issued after December 31, 2002? <i>If "Yes," answer lines 24b through 24d and complete Schedule K. If "No," go to line 25</i>	24a		No
b	Did the organization invest any proceeds of tax-exempt bonds beyond a temporary period exception?	24b		
c	Did the organization maintain an escrow account other than a refunding escrow at any time during the year to defease any tax-exempt bonds?	24c		
d	Did the organization act as an "on behalf of" issuer for bonds outstanding at any time during the year?	24d		
25a	Section 501(c)(3) and 501(c)(4) organizations. Did the organization engage in an excess benefit transaction with a disqualified person during the year? <i>If "Yes," complete Schedule L, Part I</i>	25a		No
b	Is the organization aware that it engaged in an excess benefit transaction with a disqualified person in a prior year, and that the transaction has not been reported on any of the organization's prior Forms 990 or 990-EZ? <i>If "Yes," complete Schedule L, Part I</i>	25b		No
26	Was a loan to or by a current or former officer, director, trustee, key employee, highest compensated employee, or disqualified person outstanding as of the end of the organization's tax year? <i>If "Yes," complete Schedule L, Part II</i>	26	Yes	
27	Did the organization provide a grant or other assistance to an officer, director, trustee, key employee, substantial contributor or employee thereof, a grant selection committee member, or to a 35% controlled entity or family member of any of these persons? <i>If "Yes," complete Schedule L, Part III</i>	27		No
28	Was the organization a party to a business transaction with one of the following parties (see Schedule L, Part IV instructions for applicable filing thresholds, conditions, and exceptions)			
a	A current or former officer, director, trustee, or key employee? <i>If "Yes," complete Schedule L, Part IV</i>	28a		No
b	A family member of a current or former officer, director, trustee, or key employee? <i>If "Yes," complete Schedule L, Part IV</i>	28b	Yes	
c	An entity of which a current or former officer, director, trustee, or key employee (or a family member thereof) was an officer, director, trustee, or direct or indirect owner? <i>If "Yes," complete Schedule L, Part IV</i>	28c		No
29	Did the organization receive more than \$25,000 in non-cash contributions? <i>If "Yes," complete Schedule M</i>	29		No
30	Did the organization receive contributions of art, historical treasures, or other similar assets, or qualified conservation contributions? <i>If "Yes," complete Schedule M</i>	30		No
31	Did the organization liquidate, terminate, or dissolve and cease operations? <i>If "Yes," complete Schedule N, Part I</i>	31		No
32	Did the organization sell, exchange, dispose of, or transfer more than 25% of its net assets? <i>If "Yes," complete Schedule N, Part II</i>	32		No
33	Did the organization own 100% of an entity disregarded as separate from the organization under Regulations sections 301.7701-2 and 301.7701-3? <i>If "Yes," complete Schedule R, Part I</i>	33		No
34	Was the organization related to any tax-exempt or taxable entity? <i>If "Yes," complete Schedule R, Part II, III, or IV, and Part V, line 1</i>	34		No
35a	Did the organization have a controlled entity within the meaning of section 512(b)(13)?	35a		No
b	If "Yes" to line 35a, did the organization receive any payment from or engage in any transaction with a controlled entity within the meaning of section 512(b)(13)? <i>If "Yes," complete Schedule R, Part V, line 2</i>	35b		
36	Section 501(c)(3) organizations. Did the organization make any transfers to an exempt non-charitable related organization? <i>If "Yes," complete Schedule R, Part V, line 2</i>	36		No
37	Did the organization conduct more than 5% of its activities through an entity that is not a related organization and that is treated as a partnership for federal income tax purposes? <i>If "Yes," complete Schedule R, Part VI</i>	37		No
38	Did the organization complete Schedule O and provide explanations in Schedule O for Part VI, lines 11b and 19? Note. All Form 990 filers are required to complete Schedule O	38	Yes	

Part V

Statements Regarding Other IRS Filings and Tax Compliance

Check if Schedule O contains a response to any question in this Part V

		Yes	No			
1a	Enter the number reported in Box 3 of Form 1096. Enter -0- if not applicable.	1a	90			
b	Enter the number of Forms W-2G included in line 1a. Enter -0- if not applicable.	1b	0			
c	Did the organization comply with backup withholding rules for reportable payments to vendors and reportable gaming (gambling) winnings to prize winners?	1c	Yes			
2a	Enter the number of employees reported on Form W-3, Transmittal of Wage and Tax Statements, filed for the calendar year ending with or within the year covered by this return.	2a	588			
b	If at least one is reported on line 2a, did the organization file all required federal employment tax returns? Note. If the sum of lines 1a and 2a is greater than 250, you may be required to e-file (see instructions).	2b	Yes			
3a	Did the organization have unrelated business gross income of \$1,000 or more during the year?	3a				No
b	If "Yes," has it filed a Form 990-T for this year? If "No," provide an explanation in Schedule O.	3b				
4a	At any time during the calendar year, did the organization have an interest in, or a signature or other authority over, a financial account in a foreign country (such as a bank account, securities account, or other financial account)?	4a				No
b	If "Yes," enter the name of the foreign country: _____ See instructions for filing requirements for Form TD F 90-22.1, Report of Foreign Bank and Financial Accounts.					
5a	Was the organization a party to a prohibited tax shelter transaction at any time during the tax year?	5a				No
b	Did any taxable party notify the organization that it was or is a party to a prohibited tax shelter transaction?	5b				No
c	If "Yes," to line 5a or 5b, did the organization file Form 8886-T?	5c				
6a	Does the organization have annual gross receipts that are normally greater than \$100,000, and did the organization solicit any contributions that were not tax deductible as charitable contributions?	6a				No
b	If "Yes," did the organization include with every solicitation an express statement that such contributions or gifts were not tax deductible?	6b				
7 Organizations that may receive deductible contributions under section 170(c).						
a	Did the organization receive a payment in excess of \$75 made partly as a contribution and partly for goods and services provided to the payor?	7a				No
b	If "Yes," did the organization notify the donor of the value of the goods or services provided?	7b				
c	Did the organization sell, exchange, or otherwise dispose of tangible personal property for which it was required to file Form 8822?	7c				No
d	If "Yes," indicate the number of Forms 8822 filed during the year.	7d				
e	Did the organization receive any funds, directly or indirectly, to pay premiums on a personal benefit contract?	7e				No
f	Did the organization, during the year, pay premiums, directly or indirectly, on a personal benefit contract?	7f				No
g	If the organization received a contribution of qualified intellectual property, did the organization file Form 8899 as required?	7g				
h	If the organization received a contribution of cars, boats, airplanes, or other vehicles, did the organization file a Form 1098-C?	7h				
8	Sponsoring organizations maintaining donor advised funds and section 509(a)(3) supporting organizations. Did the supporting organization, or a donor advised fund maintained by a sponsoring organization, have excess business holdings at any time during the year?	8				
9 Sponsoring organizations maintaining donor advised funds.						
a	Did the organization make any taxable distributions under section 4966?	9a				
b	Did the organization make a distribution to a donor, donor advisor, or related person?	9b				
10 Section 501(c)(7) organizations. Enter						
a	Initiation fees and capital contributions included on Part VIII, line 12.	10a				
b	Gross receipts, included on Form 990, Part VIII, line 12, for public use of club facilities.	10b				
11 Section 501(c)(12) organizations. Enter						
a	Gross income from members or shareholders.	11a				
b	Gross income from other sources (Do not net amounts due or paid to other sources against amounts due or received from them).	11b				
12a Section 4947(a)(1) non-exempt charitable trusts. Is the organization filing Form 990 in lieu of Form 1041?						
b	If "Yes," enter the amount of tax-exempt interest received or accrued during the year.	12b				
13 Section 501(c)(29) qualified nonprofit health insurance issuers.						
a	Is the organization licensed to issue qualified health plans in more than one state? Note. See the instructions for additional information the organization must report on Schedule O.	13a				
b	Enter the amount of reserves the organization is required to maintain by the states in which the organization is licensed to issue qualified health plans.	13b				
c	Enter the amount of reserves on hand.	13c				
14a	Did the organization receive any payments for indoor tanning services during the tax year?	14a				No
b	If "Yes," has it filed a Form 720 to report these payments? If "No," provide an explanation in Schedule O.	14b				

Part VI

Governance, Management, and Disclosure

For each "Yes" response to lines 2 through 7b below, and for a "No" response to lines 8a, 8b, or 10b below, describe the circumstances, processes, or changes in Schedule O. See instructions.

Check if Schedule O contains a response to any question in this Part VI

Section A. Governing Body and Management

		Yes	No
1a	Enter the number of voting members of the governing body at the end of the tax year	17	
If there are material differences in voting rights among members of the governing body, or if the governing body delegated broad authority to an executive committee or similar committee, explain in Schedule O			
1b	Enter the number of voting members included in line 1a, above, who are independent	13	
2	Did any officer, director, trustee, or key employee have a family relationship or a business relationship with any other officer, director, trustee, or key employee?	2	Yes
3	Did the organization delegate control over management duties customarily performed by or under the direct supervision of officers, directors or trustees, or key employees to a management company or other person?	3	No
4	Did the organization make any significant changes to its governing documents since the prior Form 990 was filed?	4	No
5	Did the organization become aware during the year of a significant diversion of the organization's assets?	5	No
6	Did the organization have members or stockholders?	6	Yes
7a	Did the organization have members, stockholders, or other persons who had the power to elect or appoint one or more members of the governing body?	7a	Yes
7b	Are any governance decisions of the organization reserved to (or subject to approval by) members, stockholders, or persons other than the governing body?	7b	No
8	Did the organization contemporaneously document the meetings held or written actions undertaken during the year by the following		
8a	The governing body?	8a	Yes
8b	Each committee with authority to act on behalf of the governing body?	8b	Yes
9	Is there any officer, director, trustee, or key employee listed in Part VII, Section A, who cannot be reached at the organization's mailing address? If "Yes," provide the names and addresses in Schedule O	9	No

Section B. Policies (This Section B requests information about policies not required by the Internal Revenue Code.)

		Yes	No
10a	Did the organization have local chapters, branches, or affiliates?	10a	No
10b	If "Yes," did the organization have written policies and procedures governing the activities of such chapters, affiliates, and branches to ensure their operations are consistent with the organization's exempt purposes?	10b	
11a	Has the organization provided a complete copy of this Form 990 to all members of its governing body before filing the form?	11a	Yes
11b	Describe in Schedule O the process, if any, used by the organization to review this Form 990		
12a	Did the organization have a written conflict of interest policy? If "No," go to line 13	12a	Yes
12b	Were officers, directors, or trustees, and key employees required to disclose annually interests that could give rise to conflicts?	12b	Yes
12c	Did the organization regularly and consistently monitor and enforce compliance with the policy? If "Yes," describe in Schedule O how this was done	12c	Yes
13	Did the organization have a written whistleblower policy?	13	Yes
14	Did the organization have a written document retention and destruction policy?	14	Yes
15	Did the process for determining compensation of the following persons include a review and approval by independent persons, comparability data, and contemporaneous substantiation of the deliberation and decision?		
15a	The organization's CEO, Executive Director, or top management official	15a	Yes
15b	Other officers or key employees of the organization	15b	Yes
If "Yes" to line 15a or 15b, describe the process in Schedule O (see instructions)			
16a	Did the organization invest in, contribute assets to, or participate in a joint venture or similar arrangement with a taxable entity during the year?	16a	No
16b	If "Yes," did the organization follow a written policy or procedure requiring the organization to evaluate its participation in joint venture arrangements under applicable federal tax law, and take steps to safeguard the organization's exempt status with respect to such arrangements?	16b	

Section C. Disclosure

17	List the States with which a copy of this Form 990 is required to be filed	TN
18	Section 6104 requires an organization to make its Form 1023 (or 1024 if applicable), 990, and 990-T (501(c)(3)s only) available for public inspection. Indicate how you made these available. Check all that apply. <input type="checkbox"/> Own website <input type="checkbox"/> Another's website <input checked="" type="checkbox"/> Upon request <input type="checkbox"/> Other (explain in Schedule O)	
19	Describe in Schedule O whether (and if so, how), the organization made its governing documents, conflict of interest policy, and financial statements available to the public during the tax year	
20	State the name, physical address, and telephone number of the person who possesses the books and records of the organization	STEVEN MILLER 401 TAKOMA AVE GREENEVILLE, TN (423) 636-2350

Part VII

Compensation of Officers, Directors, Trustees, Key Employees, Highest Compensated Employees, and Independent Contractors

Check if Schedule O contains a response to any question in this Part VII

Section A. Officers, Directors, Trustees, Key Employees, and Highest Compensated Employees

- 1a Complete this table for all persons required to be listed Report compensation for the calendar year ending with or within the organization's tax year
- List all of the organization's **current** officers, directors, trustees (whether individuals or organizations), regardless of amount of compensation Enter -0- in columns (D), (E), and (F) if no compensation was paid

List all of the organization's **current** key employees, if any See instructions for definition of "key employee "

List the organization's five **current** highest compensated employees (other than an officer, director, trustee or key employee) who received reportable compensation (Box 5 of Form W-2 and/or Box 7 of Form 1099-MISC) of more than \$100,000 from the organization and any related organizations

List all of the organization's **former** officers, key employees, or highest compensated employees who received more than \$100,000 of reportable compensation from the organization and any related organizations

List all of the organization's **former directors or trustees** that received, in the capacity as a former director or trustee of the organization, more than \$10,000 of reportable compensation from the organization and any related organizations

List persons in the following order individual trustees or directors, institutional trustees, officers, key employees, highest compensated employees, and former such persons

Check this box if neither the organization nor any related organization compensated any current officer, director, or trustee

(A) Name and Title	(B) Average hours per week (list any hours for related organizations below dotted line)	(C) Position (do not check more than one box, unless person is both an officer and a director/trustee)						(D) Reportable compensation from the organization (W- 2/1099-MISC)	(E) Reportable compensation from related organizations (W- 2/1099-MISC)	(F) Estimated amount of other compensation from the organization and related organizations
		Individual trustee or director	Institutional Trustee	Officer	Key employee	Highest compensated employee	Former			
(1) RICHARD REINER VICE CHAIRMAN/DIRECTOR	40 0 00	X						0	0	0
(2) MARGARET D DENARVAEZ CHAIRMAN/DIRECTOR	40 0 00	X						0	0	0
(3) AL GILES DIRECTOR	40 0 00	X						0	0	0
(4) TODD NORRIS DIRECTOR (BEG 5/13)	40 0 00	X						0	0	0
(5) JOHN HOWARD DIRECTOR	40 0 00	X						0	0	0
(6) DANIEL WOLCOTT CEO/DIRECTOR	50 00 0 00	X		X				279,591	0	62,256
(7) KARSTEN RANDOLPH DIRECTOR	40 0 00	X						0	0	0
(8) JIMM BUNCH DIRECTOR	40 0 00	X						0	0	0
(9) GREGORY UHL MD DIRECTOR/CHIEF OF STAFF	65 00 0 00	X						376,077	0	28,512
(10) ALICE POPE DIRECTOR	40 0 00	X						0	0	0
(11) PATRICIA L SMITH EDD RN DIRECTOR (END 4/13)	40 0 00	X						0	0	0
(12) MARK WILLIAMS DIRECTOR	40 0 00	X						0	0	0
(13) DON SMITH DIRECTOR	40 0 00	X						0	0	0
(14) JR MCKINNEY MD DIRECTOR	40 00 0 00	X						140,698	0	4,263
(15) JOEY BALLARD DIRECTOR	40 0 00	X						0	0	0
(16) JAMES KILGORE PHD DIRECTOR	40 0 00	X						0	0	0
(17) ED WRIGHT DIRECTOR	40 0 00	X						0	0	0

Part VII

Section A. Officers, Directors, Trustees, Key Employees, and Highest Compensated Employees (continued)

(A) Name and Title	(B) Average hours per week (list any hours for related organizations below dotted line)	(C) Position (do not check more than one box, unless person is both an officer and a director/trustee)						(D) Reportable compensation from the organization (W- 2/1099-MISC)	(E) Reportable compensation from related organizations (W- 2/1099-MISC)	(F) Estimated amount of other compensation from the organization and related organizations
		Individual trustee or director	Institutional Trustee	Officer	Key employee	Highest compensated employee	Former			
(18) SHARON FOLK DIRECTOR	40 0 00	X						0	0	0
(19) TOM VANDENHOVEN CFO (END 5/13)	50 00 0 00			X				172,049	0	32,889
(20) STEVEN MILLER CFO (BEG 6/13)	50 00 0 00			X				0	0	0
(21) DANIEL LEWIS MD CMO	50 00 0 00				X			228,861	0	28,086
(22) STEPHEN PURVIS DO PHYSICIAN	40 00 0 00					X		502,233	0	20,126
(23) DORIS PURVIS MD PHYSICIAN	65 00 0 00					X		398,108	0	19,461
(24) JOSEPH KRETSCHMAR MD PHYSICIAN	50 00 0 00					X		373,231	0	29,458
(25) WILLIAM BRIDGES MD PHYSICIAN	45 00 0 00					X		323,207	0	28,314
(26) GORDON L MARSA MD PHYSICIAN	50 00 0 00					X		299,233	0	28,888
1b Sub-Total										
c Total from continuation sheets to Part VII, Section A										
d Total (add lines 1b and 1c)								3,093,288	0	282,253

2Total number of individuals (including but not limited to those listed above) who received more than \$100,000 of reportable compensation from the organization▶29

		Yes	No
3	Did the organization list any former officer, director or trustee, key employee, or highest compensated employee on line 1a? <i>If "Yes," complete Schedule J for such individual</i>		No
4	For any individual listed on line 1a, is the sum of reportable compensation and other compensation from the organization and related organizations greater than \$150,000? <i>If "Yes," complete Schedule J for such individual</i>	Yes	
5	Did any person listed on line 1a receive or accrue compensation from any unrelated organization or individual for services rendered to the organization? <i>If "Yes," complete Schedule J for such person</i>	Yes	

Section B. Independent Contractors

1	Complete this table for your five highest compensated independent contractors that received more than \$100,000 of compensation from the organization. Report compensation for the calendar year ending with or within the organization's tax year.		
	(A) Name and business address	(B) Description of services	(C) Compensation
	ETSU PHYSICIANS AND ASSOC PO BOX 889 MOUNTAIN HOME TN 37684	PODIATRY SERVICES	330,628
	ARUP LABORATORIES PO BOX 27964 SALT LAKE CITY UT 84127	LAB SERVICES	263,793
	VALLEY EMERGENCY PHYSICIANS 1990 N CALIFORNIA BLVD 400 WALNUT CREEK CA 94596	HOSPITALISTS SERVICES	237,000
	USTELERADIOLOGY LLC 3520 PIEDMONT RD NE 250 ATLANTA GA 30305	RADIOLOGY SERVICES	151,277
	EQUISCRIPT LLC 635 RUTLEDGE AVE 106 CHARLESTON SC 29403	PHARMACEUTICAL SERVICES	148,294
2	Total number of independent contractors (including but not limited to those listed above) who received more than \$100,000 of compensation from the organization ▶5		

Part VIII

Statement of Revenue

Check if Schedule O contains a response to any question in this Part VIII

				(A)	(B)	(C)	(D)	
				Total revenue	Related or exempt function revenue	Unrelated business revenue	Revenue excluded from tax under sections 512, 513, or 514	
Contributions, Gifts, Grants and Other Similar Amounts	1a	Federated campaigns . . .	1a					
	b	Membership dues	1b					
	c	Fundraising events	1c					
	d	Related organizations	1d					
	e	Government grants (contributions)	1e					
	f	All other contributions, gifts, grants, and similar amounts not included above	1f	456				
	g	Noncash contributions included in lines 1a-1f \$						
	h	Total. Add lines 1a-1f			456			
Program Service Revenue	2a	NET PATIENT REVENUE	Business Code					
			900099	49,306,112	49,306,112			
	b	CAFETERIA REVENUE	900099	52,649	52,649			
	c	GIFT SHOP REVENUE	900099	49,322	49,322			
	d							
	e							
	f	All other program service revenue		85,344	85,344			
	g	Total. Add lines 2a-2f			49,493,427			
Other Revenue	3	Investment income (including dividends, interest, and other similar amounts)		-6,221			-6,221	
	4	Income from investment of tax-exempt bond proceeds . .						
	5	Royalties						
	6a	(i) Real		(ii) Personal				
	b	Less rental expenses						
	c	Rental income or (loss)						
	d	Net rental income or (loss)						
	7a	(i) Securities		(ii) Other				
	b	Less cost or other basis and sales expenses						
	c	Gain or (loss)						
	d	Net gain or (loss)						
	8a	Gross income from fundraising events (not including \$ _____ of contributions reported on line 1c) See Part IV, line 18 . . .						
		a						
	b	Less direct expenses		b				
	c	Net income or (loss) from fundraising events . .						
	9a	Gross income from gaming activities See Part IV, line 19						
	a							
b	Less direct expenses		b					
c	Net income or (loss) from gaming activities . .							
10a	Gross sales of inventory, less returns and allowances		a					
	a							
b	Less cost of goods sold		b					
c	Net income or (loss) from sales of inventory . .							
	Miscellaneous Revenue		Business Code					
11a	EHR REVENUE		900099	1,162,982	1,162,982			
b								
c								
d	All other revenue							
e	Total. Add lines 11a-11d			1,162,982				
12	Total revenue. See Instructions			50,650,644	50,656,409	0	-6,221	

Part IX

Statement of Functional Expenses

Section 501(c)(3) and 501(c)(4) organizations must complete all columns. All other organizations must complete column (A).

Check if Schedule O contains a response to any question in this Part IX ☒

Do not include amounts reported on lines 6b, 7b, 8b, 9b, and 10b of Part VIII.		(A) Total expenses	(B) Program service expenses	(C) Management and general expenses	(D) Fundraising expenses
1	Grants and other assistance to governments and organizations in the United States. See Part IV, line 21.	51,405	51,405		
2	Grants and other assistance to individuals in the United States. See Part IV, line 22.				
3	Grants and other assistance to governments, organizations, and individuals outside the United States. See Part IV, lines 15 and 16.				
4	Benefits paid to or for members.				
5	Compensation of current officers, directors, trustees, and key employees.	1,353,282		1,353,282	
6	Compensation not included above, to disqualified persons (as defined under section 4958(f)(1)) and persons described in section 4958(c)(3)(B).				
7	Other salaries and wages.	21,096,117	21,096,117		
8	Pension plan accruals and contributions (include section 401(k) and 403(b) employer contributions).	754,037	754,037		
9	Other employee benefits.	4,929,687	4,841,799	87,888	
10	Payroll taxes.	1,606,938	1,606,938		
11	Fees for services (non-employees):				
a	Management.				
b	Legal.	51,102		51,102	
c	Accounting.				
d	Lobbying.				
e	Professional fundraising services. See Part IV, line 17.				
f	Investment management fees.				
g	Other (If line 11g amount exceeds 10% of line 25, column (A) amount, list line 11g expenses on Schedule O).	5,957,659	4,345,800	1,611,859	
12	Advertising and promotion.	154,777		154,777	
13	Office expenses.	1,851,064	1,455,101	395,963	
14	Information technology.	1,899,102	1,653,659	245,443	
15	Royalties.				
16	Occupancy.	1,939,646	1,939,646		
17	Travel.	116,180		116,180	
18	Payments of travel or entertainment expenses for any federal, state, or local public officials.				
19	Conferences, conventions, and meetings.				
20	Interest.	6,066	6,066		
21	Payments to affiliates.				
22	Depreciation, depletion, and amortization.	1,508,218	1,508,218		
23	Insurance.	353,408	353,408		
24	Other expenses. Itemize expenses not covered above (List miscellaneous expenses in line 24e. If line 24e amount exceeds 10% of line 25, column (A) amount, list line 24e expenses on Schedule O):				
a	MEDICAL SUPPLIES	3,776,098	3,776,098		
b	STATE TAX INDIGENT ASSE	2,743,224	2,743,224		
c	REPAIRS & MAINTENANCE	1,344,522	1,344,522		
d	PURCHASED SERVICES	74,726		74,726	
e	All other expenses	61,515		61,515	
25	Total functional expenses. Add lines 1 through 24e.	51,628,773	47,476,038	4,152,735	0
26	Joint costs. Complete this line only if the organization reported in column (B) joint costs from a combined educational campaign and fundraising solicitation. Check here <input type="checkbox"/> if following SOP 98-2 (ASC 958-720).				

Part X

Balance Sheet

Check if Schedule O contains a response to any question in this Part X

☐

				(A)		(B)
				Beginning of year		End of year
Assets	1	Cash—non-interest-bearing		3,065	1	3,113
	2	Savings and temporary cash investments		4,732,954	2	4,696,076
	3	Pledges and grants receivable, net			3	6,395
	4	Accounts receivable, net		6,178,327	4	5,603,641
	5	Loans and other receivables from current and former officers, directors, trustees, key employees, and highest compensated employees Complete Part II of Schedule L		32,597	5	4,797
	6	Loans and other receivables from other disqualified persons (as defined under section 4958(f)(1)), persons described in section 4958(c)(3)(B), and contributing employers and sponsoring organizations of section 501(c)(9) voluntary employees' beneficiary organizations (see instructions) Complete Part II of Schedule L			6	
	7	Notes and loans receivable, net			7	
	8	Inventories for sale or use		1,058,701	8	1,021,323
	9	Prepaid expenses and deferred charges		84,733	9	167,873
	10a	Land, buildings, and equipment cost or other basis Complete Part VI of Schedule D	10a43,866,305			
	b	Less accumulated depreciation	10b28,737,366	16,152,361	10c	15,128,939
	11	Investments—publicly traded securities			11	
	12	Investments—other securities See Part IV, line 11			12	
	13	Investments—program-related See Part IV, line 11			13	
	14	Intangible assets			14	
	15	Other assets See Part IV, line 11		1,183,088	15	641,709
	16	Total assets. Add lines 1 through 15 (must equal line 34)		29,425,826	16	27,273,866
Liabilities	17	Accounts payable and accrued expenses		3,429,327	17	3,105,692
	18	Grants payable			18	
	19	Deferred revenue			19	
	20	Tax-exempt bond liabilities			20	
	21	Escrow or custodial account liability Complete Part IV of Schedule D			21	
	22	Loans and other payables to current and former officers, directors, trustees, key employees, highest compensated employees, and disqualified persons Complete Part II of Schedule L			22	
	23	Secured mortgages and notes payable to unrelated third parties			23	
	24	Unsecured notes and loans payable to unrelated third parties			24	
	25	Other liabilities (including federal income tax, payables to related third parties, and other liabilities not included on lines 17-24) Complete Part X of Schedule D		6,013,561	25	4,999,365
	26	Total liabilities. Add lines 17 through 25		9,442,888	26	8,105,057
Net Assets or Fund Balances	Organizations that follow SFAS 117 (ASC 958), check here <input checked="" type="checkbox"/> and complete lines 27 through 29, and lines 33 and 34.					
	27	Unrestricted net assets		19,861,987	27	18,911,291
	28	Temporarily restricted net assets		120,951	28	257,518
	29	Permanently restricted net assets			29	
	Organizations that do not follow SFAS 117 (ASC 958), check here <input type="checkbox"/> and complete lines 30 through 34.					
	30	Capital stock or trust principal, or current funds			30	
	31	Paid-in or capital surplus, or land, building or equipment fund			31	
	32	Retained earnings, endowment, accumulated income, or other funds			32	
	33	Total net assets or fund balances		19,982,938	33	19,168,809
	34	Total liabilities and net assets/fund balances		29,425,826	34	27,273,866

Part XI Reconciliation of Net Assets

Check if Schedule O contains a response to any question in this Part XI ☒

1	Total revenue (must equal Part VIII, column (A), line 12)	1	50,650,644
2	Total expenses (must equal Part IX, column (A), line 25)	2	51,628,773
3	Revenue less expenses Subtract line 2 from line 1	3	-978,129
4	Net assets or fund balances at beginning of year (must equal Part X, line 33, column (A))	4	19,982,938
5	Net unrealized gains (losses) on investments	5	
6	Donated services and use of facilities	6	
7	Investment expenses	7	
8	Prior period adjustments	8	
9	Other changes in net assets or fund balances (explain in Schedule O)	9	164,000
10	Net assets or fund balances at end of year Combine lines 3 through 9 (must equal Part X, line 33, column (B))	10	19,168,809

Part XII Financial Statements and Reporting

Check if Schedule O contains a response to any question in this Part XII ☐

		Yes	No
1	Accounting method used to prepare the Form 990 <input type="checkbox"/> Cash <input checked="" type="checkbox"/> Accrual <input type="checkbox"/> Other _____ If the organization changed its method of accounting from a prior year or checked "Other," explain in Schedule O		
2a	Were the organization's financial statements compiled or reviewed by an independent accountant? If "Yes," check a box below to indicate whether the financial statements for the year were compiled or reviewed on a separate basis, consolidated basis, or both <input type="checkbox"/> Separate basis <input type="checkbox"/> Consolidated basis <input type="checkbox"/> Both consolidated and separate basis	2a	No
2b	Were the organization's financial statements audited by an independent accountant? If "Yes," check a box below to indicate whether the financial statements for the year were audited on a separate basis, consolidated basis, or both <input type="checkbox"/> Separate basis <input type="checkbox"/> Consolidated basis <input type="checkbox"/> Both consolidated and separate basis	2b	No
2c	If "Yes," to line 2a or 2b, does the organization have a committee that assumes responsibility for oversight of the audit, review, or compilation of its financial statements and selection of an independent accountant? If the organization changed either its oversight process or selection process during the tax year, explain in Schedule O	2c	
3a	As a result of a federal award, was the organization required to undergo an audit or audits as set forth in the Single Audit Act and OMB Circular A-133?	3a	No
b	If "Yes," did the organization undergo the required audit or audits? If the organization did not undergo the required audit or audits, explain why in Schedule O and describe any steps taken to undergo such audits	3b	

SCHEDULE A
(Form 990 or 990EZ)

Department of the Treasury
Internal Revenue Service

Public Charity Status and Public Support

Complete if the organization is a section 501(c)(3) organization or a section 4947(a)(1) nonexempt charitable trust.

► Attach to Form 990 or Form 990-EZ. ► See separate instructions.

OMB No 1545-0047

2012

Open to Public Inspection

Name of the organization
TAKOMA REGIONAL HOSPITAL INC

Employer identification number
51-0603966

Part I

Reason for Public Charity Status (All organizations must complete this part.) See instructions.

The organization is not a private foundation because it is (For lines 1 through 11, check only one box)

- 1

☐

A church, convention of churches, or association of churches described in **section 170(b)(1)(A)(i).**
- 2

☐

A school described in **section 170(b)(1)(A)(ii).** (Attach Schedule E)
- 3

☒

A hospital or a cooperative hospital service organization described in **section 170(b)(1)(A)(iii).**
- 4

☐

A medical research organization operated in conjunction with a hospital described in **section 170(b)(1)(A)(iii).** Enter the hospital's name, city, and state _____
- 5

☐

An organization operated for the benefit of a college or university owned or operated by a governmental unit described in **section 170(b)(1)(A)(iv).** (Complete Part II)
- 6

☐

A federal, state, or local government or governmental unit described in **section 170(b)(1)(A)(v).**
- 7

☐

An organization that normally receives a substantial part of its support from a governmental unit or from the general public described in **section 170(b)(1)(A)(vi).** (Complete Part II)
- 8

☐

A community trust described in **section 170(b)(1)(A)(vi)** (Complete Part II)
- 9

☐

An organization that normally receives (1) more than 33¹/₃% of its support from contributions, membership fees, and gross receipts from activities related to its exempt functions—subject to certain exceptions, and (2) no more than 33¹/₃% of its support from gross investment income and unrelated business taxable income (less section 511 tax) from businesses acquired by the organization after June 30, 1975 See **section 509(a)(2).** (Complete Part III)
- 10

☐

An organization organized and operated exclusively to test for public safety See **section 509(a)(4).**
- 11

☐

An organization organized and operated exclusively for the benefit of, to perform the functions of, or to carry out the purposes of one or more publicly supported organizations described in section 509(a)(1) or section 509(a)(2) See **section 509(a)(3).** Check the box that describes the type of supporting organization and complete lines 11e through 11h

a

☐

Type I

b

☐

Type II

c

☐

Type III - Functionally integrated

d

☐

Type III - Non-functionally integrated
- e

☐

By checking this box, I certify that the organization is not controlled directly or indirectly by one or more disqualified persons other than foundation managers and other than one or more publicly supported organizations described in section 509(a)(1) or section 509(a)(2)
- f

☐

If the organization received a written determination from the IRS that it is a Type I, Type II, or Type III supporting organization, check this box
- g

☐

Since August 17, 2006, has the organization accepted any gift or contribution from any of the following persons?

(i) A person who directly or indirectly controls, either alone or together with persons described in (ii) and (iii) below, the governing body of the supported organization?

11g(i)

Yes

No

(ii) A family member of a person described in (i) above?

11g(ii)

Yes

No

(iii) A 35% controlled entity of a person described in (i) or (ii) above?

11g(iii)

Yes

No

h

☐

Provide the following information about the supported organization(s)

(i) Name of supported organization	(ii) EIN	(iii) Type of organization (described on lines 1- 9 above or IRC section (see instructions))	(iv) Is the organization in col (i) listed in your governing document?		(v) Did you notify the organization in col (i) of your support?		(vi) Is the organization in col (i) organized in the U S ?		(vii) Amount of monetary support
			Yes	No	Yes	No	Yes	No	
Total									

For Paperwork Reduction Act Notice, see the Instructions for Form 990 or 990EZ.

Cat No 11285F

Schedule A (Form 990 or 990-EZ) 2012

Part II

Support Schedule for Organizations Described in Sections 170(b)(1)(A)(iv) and 170(b)(1)(A)(vi)
(Complete only if you checked the box on line 5, 7, or 8 of Part I or if the organization failed to qualify under Part III. If the organization fails to qualify under the tests listed below, please complete Part III.)

Section A. Public Support						
Calendar year (or fiscal year beginning in) ▶	(a) 2008	(b) 2009	(c) 2010	(d) 2011	(e) 2012	(f) Total
1 Gifts, grants, contributions, and membership fees received (Do not include any "unusual grants.")						
2 Tax revenues levied for the organization's benefit and either paid to or expended on its behalf						
3 The value of services or facilities furnished by a governmental unit to the organization without charge						
4 Total. Add lines 1 through 3						
5 The portion of total contributions by each person (other than a governmental unit or publicly supported organization) included on line 1 that exceeds 2% of the amount shown on line 11, column (f)						
6 Public support. Subtract line 5 from line 4						

Section B. Total Support						
Calendar year (or fiscal year beginning in) ▶	(a) 2008	(b) 2009	(c) 2010	(d) 2011	(e) 2012	(f) Total
7 Amounts from line 4						
8 Gross income from interest, dividends, payments received on securities loans, rents, royalties and income from similar sources						
9 Net income from unrelated business activities, whether or not the business is regularly carried on						
10 Other income Do not include gain or loss from the sale of capital assets (Explain in Part IV)						
11 Total support (Add lines 7 through 10)						
12 Gross receipts from related activities, etc (see instructions)					12	
13 First five years. If the Form 990 is for the organization's first, second, third, fourth, or fifth tax year as a 501(c)(3) organization, check this box and stop here ▶						

Section C. Computation of Public Support Percentage			
14 Public support percentage for 2012 (line 6, column (f) divided by line 11, column (f))	14		
15 Public support percentage for 2011 Schedule A, Part II, line 14	15		
16a 33 1/3% support test—2012. If the organization did not check the box on line 13, and line 14 is 33 1/3% or more, check this box and stop here. The organization qualifies as a publicly supported organization ▶			
b 33 1/3% support test—2011. If the organization did not check a box on line 13 or 16a, and line 15 is 33 1/3% or more, check this box and stop here. The organization qualifies as a publicly supported organization ▶			
17a 10%-facts-and-circumstances test—2012. If the organization did not check a box on line 13, 16a, or 16b, and line 14 is 10% or more, and if the organization meets the "facts-and-circumstances" test, check this box and stop here. Explain in Part IV how the organization meets the "facts-and-circumstances" test The organization qualifies as a publicly supported organization ▶			
b 10%-facts-and-circumstances test—2011. If the organization did not check a box on line 13, 16a, 16b, or 17a, and line 15 is 10% or more, and if the organization meets the "facts-and-circumstances" test, check this box and stop here. Explain in Part IV how the organization meets the "facts-and-circumstances" test The organization qualifies as a publicly supported organization ▶			
18 Private foundation. If the organization did not check a box on line 13, 16a, 16b, 17a, or 17b, check this box and see instructions ▶			

Part IIISupport Schedule for Organizations Described in Section 509(a)(2)

(Complete only if you checked the box on line 9 of Part I or if the organization failed to qualify under Part II. If the organization fails to qualify under the tests listed below, please complete Part II.)

Section A. Public Support						
Calendar year (or fiscal year beginning in) ▶	(a) 2008	(b) 2009	(c) 2010	(d) 2011	(e) 2012	(f) Total
1 Gifts, grants, contributions, and membership fees received (Do not include any "unusual grants.")						
2 Gross receipts from admissions, merchandise sold or services performed, or facilities furnished in any activity that is related to the organization's tax-exempt purpose						
3 Gross receipts from activities that are not an unrelated trade or business under section 513						
4 Tax revenues levied for the organization's benefit and either paid to or expended on its behalf						
5 The value of services or facilities furnished by a governmental unit to the organization without charge						
6 Total. Add lines 1 through 5						
7a Amounts included on lines 1, 2, and 3 received from disqualified persons						
b Amounts included on lines 2 and 3 received from other than disqualified persons that exceed the greater of \$5,000 or 1% of the amount on line 13 for the year						
c Add lines 7a and 7b						
8 Public support (Subtract line 7c from line 6.)						

Section B. Total Support						
Calendar year (or fiscal year beginning in) ▶	(a) 2008	(b) 2009	(c) 2010	(d) 2011	(e) 2012	(f) Total
9 Amounts from line 6						
10a Gross income from interest, dividends, payments received on securities loans, rents, royalties and income from similar sources						
b Unrelated business taxable income (less section 511 taxes) from businesses acquired after June 30, 1975						
c Add lines 10a and 10b						
11 Net income from unrelated business activities not included in line 10b, whether or not the business is regularly carried on						
12 Other income. Do not include gain or loss from the sale of capital assets (Explain in Part IV.)						
13 Total support. (Add lines 9, 10c, 11, and 12.)						
14 First five years. If the Form 990 is for the organization's first, second, third, fourth, or fifth tax year as a 501(c)(3) organization, check this box and stop here ▶						

Section C. Computation of Public Support Percentage			
15 Public support percentage for 2012 (line 8, column (f) divided by line 13, column (f))	15		
16 Public support percentage from 2011 Schedule A, Part III, line 15	16		

Section D. Computation of Investment Income Percentage			
17 Investment income percentage for 2012 (line 10c, column (f) divided by line 13, column (f))	17		
18 Investment income percentage from 2011 Schedule A, Part III, line 17	18		
19a 33 1/3% support tests—2012. If the organization did not check the box on line 14, and line 15 is more than 33 1/3%, and line 17 is not more than 33 1/3%, check this box and stop here. The organization qualifies as a publicly supported organization ▶			
b 33 1/3% support tests—2011. If the organization did not check a box on line 14 or line 19a, and line 16 is more than 33 1/3% and line 18 is not more than 33 1/3%, check this box and stop here. The organization qualifies as a publicly supported organization ▶			
20 Private foundation. If the organization did not check a box on line 14, 19a, or 19b, check this box and see instructions ▶			

Part IV **Supplemental Information.** Complete this part to provide the explanations required by Part II, line 10; Part II, line 17a or 17b; and Part III, line 12. Also complete this part for any additional information. (See instructions).

Facts And Circumstances Test

Explanation

SCHEDULE C

(Form 990 or 990-EZ)

Department of the Treasury
Internal Revenue Service

Political Campaign and Lobbying Activities

For Organizations Exempt From Income Tax Under section 501(c) and section 527

▶ Complete if the organization is described below. ▶ Attach to Form 990 or Form 990-EZ.
▶ See separate instructions.

OMB No 1545-0047

2012

Open to Public Inspection

If the organization answered “Yes” to Form 990, Part IV, Line 3, or Form 990-EZ, Part V, line 46 (Political Campaign Activities), then

- Section 501(c)(3) organizations Complete Parts I-A and B Do not complete Part I-C
- Section 501(c) (other than section 501(c)(3)) organizations Complete Parts I-A and C below Do not complete Part I-B
- Section 527 organizations Complete Part I-A only

If the organization answered “Yes” to Form 990, Part IV, Line 4, or Form 990-EZ, Part VI, line 47 (Lobbying Activities), then

- Section 501(c)(3) organizations that have filed Form 5768 (election under section 501(h)) Complete Part II-A Do not complete Part II-B
- Section 501(c)(3) organizations that have NOT filed Form 5768 (election under section 501(h)) Complete Part II-B Do not complete Part II-A

If the organization answered “Yes” to Form 990, Part IV, Line 5 (Proxy Tax) or Form 990-EZ, Part V, line 35c (Proxy Tax), then

- Section 501(c)(4), (5), or (6) organizations Complete Part III

Name of the organization TAKOMA REGIONAL HOSPITAL INC	Employer identification number 51-0603966
--	--

Part I-A Complete if the organization is exempt under section 501(c) or is a section 527 organization.

1	Provide a description of the organization’s direct and indirect political campaign activities in Part IV	
2	Political expenditures	▶ \$
3	Volunteer hours	

Part I-B Complete if the organization is exempt under section 501(c)(3).

1	Enter the amount of any excise tax incurred by the organization under section 4955	▶ \$
2	Enter the amount of any excise tax incurred by organization managers under section 4955	▶ \$
3	If the organization incurred a section 4955 tax, did it file Form 4720 for this year?	<input type="checkbox"/> Yes <input type="checkbox"/> No
4a	Was a correction made?	<input type="checkbox"/> Yes <input type="checkbox"/> No
b	If “Yes,” describe in Part IV	

Part I-C Complete if the organization is exempt under section 501(c), except section 501(c)(3).

1	Enter the amount directly expended by the filing organization for section 527 exempt function activities	▶ \$
2	Enter the amount of the filing organization's funds contributed to other organizations for section 527 exempt function activities	▶ \$
3	Total exempt function expenditures Add lines 1 and 2 Enter here and on Form 1120-POL, line 17b	▶ \$
4	Did the filing organization file Form 1120-POL for this year?	<input type="checkbox"/> Yes <input type="checkbox"/> No
5	Enter the names, addresses and employer identification number (EIN) of all section 527 political organizations to which the filing organization made payments For each organization listed, enter the amount paid from the filing organization’s funds Also enter the amount of political contributions received that were promptly and directly delivered to a separate political organization, such as a separate segregated fund or a political action committee (PAC) If additional space is needed, provide information in Part IV	

(a) Name	(b) Address	(c) EIN	(d) Amount paid from filing organization's funds If none, enter -0-	(e) Amount of political contributions received and promptly and directly delivered to a separate political organization If none, enter -0-

Part II-A

Complete if the organization is exempt under section 501(c)(3) and filed Form 5768 (election under section 501(h)).

- A
- Check ☐ if the filing organization belongs to an affiliated group (and list in Part IV each affiliated group member's name, address, EIN, expenses, and share of excess lobbying expenditures)
- B
- Check ☐ if the filing organization checked box A and "limited control" provisions apply

Limits on Lobbying Expenditures (The term "expenditures" means amounts paid or incurred.)		(a) Filing organization's totals	(b) Affiliated group totals												
1a Total lobbying expenditures to influence public opinion (grass roots lobbying)															
b Total lobbying expenditures to influence a legislative body (direct lobbying)															
c Total lobbying expenditures (add lines 1a and 1b)															
d Other exempt purpose expenditures															
e Total exempt purpose expenditures (add lines 1c and 1d)															
f Lobbying nontaxable amount Enter the amount from the following table in both columns															
<table><tr><td>If the amount on line 1e, column (a) or (b) is:</td><td>The lobbying nontaxable amount is:</td></tr><tr><td>Not over \$500,000</td><td>20% of the amount on line 1e</td></tr><tr><td>Over \$500,000 but not over \$1,000,000</td><td>\$100,000 plus 15% of the excess over \$500,000</td></tr><tr><td>Over \$1,000,000 but not over \$1,500,000</td><td>\$175,000 plus 10% of the excess over \$1,000,000</td></tr><tr><td>Over \$1,500,000 but not over \$17,000,000</td><td>\$225,000 plus 5% of the excess over \$1,500,000</td></tr><tr><td>Over \$17,000,000</td><td>\$1,000,000</td></tr></table>		If the amount on line 1e, column (a) or (b) is:	The lobbying nontaxable amount is:	Not over \$500,000	20% of the amount on line 1e	Over \$500,000 but not over \$1,000,000	\$100,000 plus 15% of the excess over \$500,000	Over \$1,000,000 but not over \$1,500,000	\$175,000 plus 10% of the excess over \$1,000,000	Over \$1,500,000 but not over \$17,000,000	\$225,000 plus 5% of the excess over \$1,500,000	Over \$17,000,000	\$1,000,000		
If the amount on line 1e, column (a) or (b) is:	The lobbying nontaxable amount is:														
Not over \$500,000	20% of the amount on line 1e														
Over \$500,000 but not over \$1,000,000	\$100,000 plus 15% of the excess over \$500,000														
Over \$1,000,000 but not over \$1,500,000	\$175,000 plus 10% of the excess over \$1,000,000														
Over \$1,500,000 but not over \$17,000,000	\$225,000 plus 5% of the excess over \$1,500,000														
Over \$17,000,000	\$1,000,000														
g Grassroots nontaxable amount (enter 25% of line 1f)															
h Subtract line 1g from line 1a If zero or less, enter -0-															
i Subtract line 1f from line 1c If zero or less, enter -0-															
j If there is an amount other than zero on either line 1h or line 1i, did the organization file Form 4720 reporting section 4911 tax for this year?		<input type="checkbox"/> Yes <input type="checkbox"/> No													

4-Year Averaging Period Under Section 501(h)
(Some organizations that made a section 501(h) election do not have to complete all of the five columns below. See the instructions for lines 2a through 2f on page 4.)

Lobbying Expenditures During 4-Year Averaging Period					
Calendar year (or fiscal year beginning in)	(a) 2009	(b) 2010	(c) 2011	(d) 2012	(e) Total
2a Lobbying nontaxable amount					
b Lobbying ceiling amount (150% of line 2a, column(e))					
c Total lobbying expenditures					
d Grassroots nontaxable amount					
e Grassroots ceiling amount (150% of line 2d, column (e))					
f Grassroots lobbying expenditures					

Part II-B

Complete if the organization is exempt under section 501(c)(3) and has NOT filed Form 5768 (election under section 501(h)).

For each "Yes" response to lines 1a through 1i below, provide in Part IV a detailed description of the lobbying activity.		(a)		(b)
		Yes	No	Amount
1	During the year, did the filing organization attempt to influence foreign, national, state or local legislation, including any attempt to influence public opinion on a legislative matter or referendum, through the use of			
a	Volunteers?		No	
b	Paid staff or management (include compensation in expenses reported on lines 1c through 1i)?		No	
c	Media advertisements?		No	
d	Mailings to members, legislators, or the public?		No	
e	Publications, or published or broadcast statements?		No	
f	Grants to other organizations for lobbying purposes?		No	
g	Direct contact with legislators, their staffs, government officials, or a legislative body?		No	
h	Rallies, demonstrations, seminars, conventions, speeches, lectures, or any similar means?		No	
i	Other activities?	Yes		10,024
j	Total. Add lines 1c through 1i.			10,024
2a	Did the activities in line 1 cause the organization to be not described in section 501(c)(3)?		No	
b	If "Yes," enter the amount of any tax incurred under section 4912			
c	If "Yes," enter the amount of any tax incurred by organization managers under section 4912			
d	If the filing organization incurred a section 4912 tax, did it file Form 4720 for this year?			

Part III-A

Complete if the organization is exempt under section 501(c)(4), section 501(c)(5), or section 501(c)(6).

			Yes	No
1	Were substantially all (90% or more) dues received nondeductible by members?	1		
2	Did the organization make only in-house lobbying expenditures of \$2,000 or less?	2		
3	Did the organization agree to carry over lobbying and political expenditures from the prior year?	3		

Part III-B

Complete if the organization is exempt under section 501(c)(4), section 501(c)(5), or section 501(c)(6) and if either (a) BOTH Part III-A, lines 1 and 2, are answered "No" OR (b) Part III-A, line 3, is answered "Yes."

1	Dues, assessments and similar amounts from members	1	
2	Section 162(e) nondeductible lobbying and political expenditures (do not include amounts of political expenses for which the section 527(f) tax was paid).		
a	Current year	2a	
b	Carryover from last year	2b	
c	Total	2c	
3	Aggregate amount reported in section 6033(e)(1)(A) notices of nondeductible section 162(e) dues	3	
4	If notices were sent and the amount on line 2c exceeds the amount on line 3, what portion of the excess does the organization agree to carryover to the reasonable estimate of nondeductible lobbying and political expenditure next year?	4	
5	Taxable amount of lobbying and political expenditures (see instructions)	5	

Part IV

Supplemental Information

Complete this part to provide the descriptions required for Part I-A, line 1, Part I-B, line 4, Part I-C, line 5, Part II-A (affiliated group list), Part II-A, line 2, and Part II-B, line 1. Also, complete this part for any additional information.

Identifier	Return Reference	Explanation
EXPLANATION OF LOBBYING ACTIVITIES	PART II-B, LINE 1	REPRESENTS THE AMOUNT OF TOTAL DUES PAID TO THE AMERICAN HOSPITAL ASSOCIATION, HOSPITAL ALLIANCE OF TENNESSEE, AND TENNESSEE HOSPITAL ASSOCIATION THAT IS COMPRISED OF LOBBYING EXPENDITURES

SCHEDULE D
(Form 990)

Department of the Treasury
Internal Revenue Service

Supplemental Financial Statements

OMB No 1545-0047

2012

Open to Public Inspection

Name of the organization TAKOMA REGIONAL HOSPITAL INC	Employer identification number 51-0603966
--	--

Part I

Organizations Maintaining Donor Advised Funds or Other Similar Funds or Accounts. Complete if the organization answered "Yes" to Form 990, Part IV, line 6.

	(a) Donor advised funds	(b) Funds and other accounts
1	Total number at end of year	
2	Aggregate contributions to (during year)	
3	Aggregate grants from (during year)	
4	Aggregate value at end of year	
5	Did the organization inform all donors and donor advisors in writing that the assets held in donor advised funds are the organization's property, subject to the organization's exclusive legal control? <div><input type="checkbox"/> Yes<input type="checkbox"/> No</div>	
6	Did the organization inform all grantees, donors, and donor advisors in writing that grant funds can be used only for charitable purposes and not for the benefit of the donor or donor advisor, or for any other purpose conferring impermissible private benefit? <div><input type="checkbox"/> Yes<input type="checkbox"/> No</div>	

Part II

Conservation Easements. Complete if the organization answered "Yes" to Form 990, Part IV, line 7.

1

Purpose(s) of conservation easements held by the organization (check all that apply)

☐ Preservation of land for public use (e g , recreation or education)☐ Preservation of an historically important land area☐ Protection of natural habitat☐ Preservation of a certified historic structure☐ Preservation of open space

2

Complete lines 2a through 2d if the organization held a qualified conservation contribution in the form of a conservation easement on the last day of the tax year

	Held at the End of the Year
a	Total number of conservation easements
b	Total acreage restricted by conservation easements
c	Number of conservation easements on a certified historic structure included in (a)
d	Number of conservation easements included in (c) acquired after 8/17/06, and not on a historic structure listed in the National Register

3

Number of conservation easements modified, transferred, released, extinguished, or terminated by the organization during the tax year ▶_____

4

Number of states where property subject to conservation easement is located ▶_____

5

Does the organization have a written policy regarding the periodic monitoring, inspection, handling of violations, and enforcement of the conservation easements it holds?

☐ Yes☐ No

6

Staff and volunteer hours devoted to monitoring, inspecting, and enforcing conservation easements during the year ▶_____

7

Amount of expenses incurred in monitoring, inspecting, and enforcing conservation easements during the year ▶\$ _____

8

Does each conservation easement reported on line 2(d) above satisfy the requirements of section 170(h)(4)(B)(i) and section 170(h)(4)(B)(ii)?

☐ Yes☐ No

9

In Part XIII, describe how the organization reports conservation easements in its revenue and expense statement, and balance sheet, and include, if applicable, the text of the footnote to the organization's financial statements that describes the organization's accounting for conservation easements

Part III

Organizations Maintaining Collections of Art, Historical Treasures, or Other Similar Assets. Complete if the organization answered "Yes" to Form 990, Part IV, line 8.

1a

If the organization elected, as permitted under SFAS 116 (ASC 958), not to report in its revenue statement and balance sheet works of art, historical treasures, or other similar assets held for public exhibition, education, or research in furtherance of public service, provide, in Part XIII, the text of the footnote to its financial statements that describes these items

b

If the organization elected, as permitted under SFAS 116 (ASC 958), to report in its revenue statement and balance sheet works of art, historical treasures, or other similar assets held for public exhibition, education, or research in furtherance of public service, provide the following amounts relating to these items

(i) Revenues included in Form 990, Part VIII, line 1

▶\$ _____

(ii) Assets included in Form 990, Part X

▶\$ _____

2

If the organization received or held works of art, historical treasures, or other similar assets for financial gain, provide the following amounts required to be reported under SFAS 116 (ASC 958) relating to these items

a

Revenues included in Form 990, Part VIII, line 1

▶\$ _____

b

Assets included in Form 990, Part X

▶\$ _____

Part III

Organizations Maintaining Collections of Art, Historical Treasures, or Other Similar Assets (continued)

3

Using the organization's acquisition, accession, and other records, check any of the following that are a significant use of its collection items (check all that apply)

a

☐ Public exhibition

d

☐ Loan or exchange programs

b

☐ Scholarly research

e

☐ Other

c

☐ Preservation for future generations

4

Provide a description of the organization's collections and explain how they further the organization's exempt purpose in Part XIII

5

During the year, did the organization solicit or receive donations of art, historical treasures or other similar assets to be sold to raise funds rather than to be maintained as part of the organization's collection?

☐ Yes

☐ No

Part IV

Escrow and Custodial Arrangements. Complete if the organization answered "Yes" to Form 990, Part IV, line 9, or reported an amount on Form 990, Part X, line 21.

1a

Is the organization an agent, trustee, custodian or other intermediary for contributions or other assets not included on Form 990, Part X?

☐ Yes

☐ No

b

If "Yes," explain the arrangement in Part XIII and complete the following table

c

Beginning balance

d

Additions during the year

e

Distributions during the year

f

Ending balance

	Amount
1c	
1d	
1e	
1f	

2a

Did the organization include an amount on Form 990, Part X, line 21?

☐ Yes

☐ No

b

If "Yes," explain the arrangement in Part XIII Check here if the explanation has been provided in Part XIII

☐

Part V

Endowment Funds. Complete if the organization answered "Yes" to Form 990, Part IV, line 10.

	(a)Current year	(b)Prior year	b (c)Two years back	(d)Three years back	(e)Four years back
1a Beginning of year balance					
b Contributions					
c Net investment earnings, gains, and losses					
d Grants or scholarships					
e Other expenditures for facilities and programs					
f Administrative expenses					
g End of year balance					

2

Provide the estimated percentage of the current year end balance (line 1g, column (a)) held as

a

Board designated or quasi-endowment

b

Permanent endowment

c

Temporarily restricted endowment

The percentages in lines 2a, 2b, and 2c should equal 100%

3a

Are there endowment funds not in the possession of the organization that are held and administered for the organization by

(i) unrelated organizations

3a(i)

Yes

No

(ii) related organizations

3a(ii)

Yes

No

b

If "Yes" to 3a(ii), are the related organizations listed as required on Schedule R?

3b

Yes

No

4

Describe in Part XIII the intended uses of the organization's endowment funds

Part VI

Land, Buildings, and Equipment. See Form 990, Part X, line 10.

Description of property	(a) Cost or other basis (investment)	(b)Cost or other basis (other)	(c) Accumulated depreciation	(d) Book value
1a Land		2,604,550		2,604,550
b Buildings		16,527,322	8,003,877	8,523,445
c Leasehold improvements				
d Equipment		23,285,312	19,792,223	3,493,089
e Other		1,449,121	941,266	507,855
Total. Add lines 1a through 1e (Column (d) must equal Form 990, Part X, column (B), line 10(c).)				15,128,939

Schedule D (Form 990) 2012

Part XI Reconciliation of Revenue per Audited Financial Statements With Revenue per Return			
1	Total revenue, gains, and other support per audited financial statements	1	
2	Amounts included on line 1 but not on Form 990, Part VIII, line 12		
a	Net unrealized gains on investments	2a	
b	Donated services and use of facilities	2b	
c	Recoveries of prior year grants	2c	
d	Other (Describe in Part XIII)	2d	
e	Add lines 2a through 2d	2e	
3	Subtract line 2e from line 1	3	
4	Amounts included on Form 990, Part VIII, line 12, but not on line 1		
a	Investment expenses not included on Form 990, Part VIII, line 7b	4a	
b	Other (Describe in Part XIII)	4b	
c	Add lines 4a and 4b	4c	
5	Total revenue Add lines 3 and 4c. (This must equal Form 990, Part I, line 12)	5	
Part XII Reconciliation of Expenses per Audited Financial Statements With Expenses per Return			
1	Total expenses and losses per audited financial statements	1	
2	Amounts included on line 1 but not on Form 990, Part IX, line 25		
a	Donated services and use of facilities	2a	
b	Prior year adjustments	2b	
c	Other losses	2c	
d	Other (Describe in Part XIII)	2d	
e	Add lines 2a through 2d	2e	
3	Subtract line 2e from line 1	3	
4	Amounts included on Form 990, Part IX, line 25, but not on line 1:		
a	Investment expenses not included on Form 990, Part VIII, line 7b	4a	
b	Other (Describe in Part XIII)	4b	
c	Add lines 4a and 4b	4c	
5	Total expenses Add lines 3 and 4c. (This must equal Form 990, Part I, line 18)	5	

Part XIII Supplemental Information

Complete this part to provide the descriptions required for Part II, lines 3, 5, and 9, Part III, lines 1a and 4, Part IV, lines 1b and 2b, Part V, line 4, Part X, line 2, Part XI, lines 2d and 4b, and Part XII, lines 2d and 4b. Also complete this part to provide any additional information.

Identifier	Return Reference	Explanation
		PART X - AS NOTED IN OUR RESPONSE TO FORM 990 PART VI, SECTION C, LINE 19, THE FINANCIAL STATEMENTS OF THE FILING ORGANIZATION ARE NOT CONSOLIDATED WITHIN THE FINANCIAL STATEMENTS OF EITHER OF ITS MEMBERS. ADDITIONALLY, THE FILING ORGANIZATION DID NOT RECEIVE A SEPARATE AUDITED FINANCIAL STATEMENT FOR THE 6/30/2013 TAX YEAR. ACCORDINGLY, THERE IS NO APPLICABLE FIN 48 FOOTNOTE FOR THIS FILING ORGANIZATION.

SCHEDULE H
(Form 990)

Department of the Treasury
Internal Revenue Service

Hospitals

OMB No 1545-0047

2012

Open to Public Inspection

▶ Complete if the organization answered "Yes" to Form 990, Part IV, question 20.
▶ Attach to Form 990. ▶ See separate instructions.

Name of the organization
TAKOMA REGIONAL HOSPITAL INC

Employer identification number
51-0603966

Part I

Financial Assistance and Certain Other Community Benefits at Cost

		Yes	No	
1a	Did the organization have a financial assistance policy during the tax year? If "No," skip to question 6a	1a	Yes	
b	If "Yes," was it a written policy?	1b	Yes	
2	If the organization had multiple hospital facilities, indicate which of the following best describes application of the financial assistance policy to its various hospital facilities during the tax year <input checked="" type="checkbox"/> Applied uniformly to all hospital facilities <input type="checkbox"/> Applied uniformly to most hospital facilities <input type="checkbox"/> Generally tailored to individual hospital facilities			
3	Answer the following based on the financial assistance eligibility criteria that applied to the largest number of the organization's patients during the tax year a Did the organization use Federal Poverty Guidelines (FPG) as a factor in determining eligibility for providing <i>free</i> care? If "Yes," indicate which of the following was the FPG family income limit for eligibility for <i>free</i> care <input type="checkbox"/> 100% <input type="checkbox"/> 150% <input checked="" type="checkbox"/> 200% <input type="checkbox"/> Other _____ % b Did the organization use FPG as a factor in determining eligibility for providing <i>discounted</i> care? If "Yes," indicate which of the following was the family income limit for eligibility for discounted care <input type="checkbox"/> 200% <input type="checkbox"/> 250% <input type="checkbox"/> 300% <input type="checkbox"/> 350% <input checked="" type="checkbox"/> 400% <input type="checkbox"/> Other _____ % c If the organization used factors other than FPG in determining eligibility, describe in Part VI the income based criteria for determining eligibility for free or discounted care. Include in the description whether the organization used an asset test or other threshold, regardless of income, as a factor in determining eligibility for free or discounted care 4 Did the organization's financial assistance policy that applied to the largest number of its patients during the tax year provide for free or discounted care to the "medically indigent"?	3a	Yes	
5a	Did the organization budget amounts for free or discounted care provided under its financial assistance policy during the tax year?	3b	Yes	
b	If "Yes," did the organization's financial assistance expenses exceed the budgeted amount?	4	Yes	
c	If "Yes" to line 5b, as a result of budget considerations, was the organization unable to provide free or discounted care to a patient who was eligible for free or discounted care?	5a	Yes	
6a	Did the organization prepare a community benefit report during the tax year?	5b		No
b	If "Yes," did the organization make it available to the public?	5c		
	Complete the following table using the worksheets provided in the Schedule H instructions. Do not submit these worksheets with the Schedule H.	6a	Yes	
		6b		No

7

Financial Assistance and Certain Other Community Benefits at Cost

Financial Assistance and Means-Tested Government Programs	(a) Number of activities or programs (optional)	(b) Persons served (optional)	(c) Total community benefit expense	(d) Direct offsetting revenue	(e) Net community benefit expense	(f) Percent of total expense
a Financial Assistance at cost (from Worksheet 1)			2,093,535		2,093,535	4.050 %
b Medicaid (from Worksheet 3, column a)			8,954,574	6,192,535	2,762,039	5.350 %
c Costs of other means-tested government programs (from Worksheet 3, column b)						
d Total Financial Assistance and Means-Tested Government Programs			11,048,109	6,192,535	4,855,574	9.400 %
Other Benefits						
e Community health improvement services and community benefit operations (from Worksheet 4)			111,675		111,675	0.220 %
f Health professions education (from Worksheet 5)						
g Subsidized health services (from Worksheet 6)						
h Research (from Worksheet 7)						
i Cash and in-kind contributions for community benefit (from Worksheet 8)						
j Total Other Benefits			111,675		111,675	0.220 %
k Total. Add lines 7d and 7j			11,159,784	6,192,535	4,967,249	9.620 %

Part II

Community Building Activities

Complete this table if the organization conducted any community building activities during the tax year, and describe in Part VI how its community building activities promoted the health of the communities it serves.

	(a) Number of activities or programs (optional)	(b) Persons served (optional)	(c) Total community building expense	(d) Direct offsetting revenue	(e) Net community building expense	(f) Percent of total expense
1	Physical improvements and housing					
2	Economic development					
3	Community support					
4	Environmental improvements					
5	Leadership development and training for community members					
6	Coalition building					
7	Community health improvement advocacy					
8	Workforce development					
9	Other					
10	Total					

Part III

Bad Debt, Medicare, & Collection Practices

Section A. Bad Debt Expense

1

Did the organization report bad debt expense in accordance with Heathcare Financial Management Association Statement No. 15?

1

Yes

2

Enter the amount of the organization's bad debt expense. Explain in Part VI the methodology used by the organization to estimate this amount.

2

3,650,270

3

Enter the estimated amount of the organization's bad debt expense attributable to patients eligible under the organization's financial assistance policy. Explain in Part VI the methodology used by the organization to estimate this amount and the rationale, if any, for including this portion of bad debt as community benefit.

3

452,691

4

Provide in Part VI the text of the footnote to the organization's financial statements that describes bad debt expense or the page number on which this footnote is contained in the attached financial statements.

Section B. Medicare

5

Enter total revenue received from Medicare (including DSH and IME).

5

11,480,529

6

Enter Medicare allowable costs of care relating to payments on line 5.

6

10,491,371

7

Subtract line 6 from line 5. This is the surplus (or shortfall).

7

989,158

8

Describe in Part VI the extent to which any shortfall reported in line 7 should be treated as community benefit. Also describe in Part VI the costing methodology or source used to determine the amount reported on line 6. Check the box that describes the method used.
☐ Cost accounting system ☒ Cost to charge ratio ☐ Other

Section C. Collection Practices

9a

Did the organization have a written debt collection policy during the tax year?

9a

Yes

b

If "Yes," did the organization's collection policy that applied to the largest number of its patients during the tax year contain provisions on the collection practices to be followed for patients who are known to qualify for financial assistance? Describe in Part VI.

9b

Yes

Part IV

Management Companies and Joint Ventures

(owned 10% or more by officers, directors, trustees, key employees, and physicians—see instructions)

(a) Name of entity	(b) Description of primary activity of entity	(c) Organization's profit % or stock ownership %	(d) Officers, directors, trustees, or key employees' profit % or stock ownership %	(e) Physicians' profit % or stock ownership %
1				
2				
3				
4				
5				
6				
7				
8				
9				
10				
11				
12				
13				

Part V

Facility Information

Section A. Hospital Facilities

(list in order of size from largest to smallest—see instructions)
How many hospital facilities did the organization operate during the tax year?
1

Name, address, and primary website address

		Licensed hospital	General medical & surgical	Children's hospital	Teaching hospital	Critical access hospital	Research facility	ER-24 hours	ER-other	Other (Describe)	Facility reporting group
1	TAKOMA REGIONAL HOSPITAL 401 TAKOMA AVENUE GREENEVILLE, TN 37743 WWW.TAKOMA.ORG	X	X					X			

Part V Facility Information (continued)

Section B. Facility Policies and Practices

(Complete a separate Section B for each of the hospital facilities or facility reporting groups listed in Part V, Section A)

TAKOMA REGIONAL HOSPITAL

Name of hospital facility or facility reporting group

For single facility filers only: line Number of Hospital Facility (from Schedule H, Part V, Section A)

1

		Yes	No
Community Health Needs Assessment (Lines 1 through 8c are optional for tax years beginning on or before March 23, 2012)			
1 During the tax year or either of the two immediately preceding tax years, did the hospital facility conduct a community health needs assessment (CHNA)? If "No," skip to line 9 If "Yes," indicate what the CHNA report describes (check all that apply)	1	Yes	
a <input checked="" type="checkbox"/> A definition of the community served by the hospital facility			
b <input checked="" type="checkbox"/> Demographics of the community			
c <input checked="" type="checkbox"/> Existing health care facilities and resources within the community that are available to respond to the health needs of the community			
d <input checked="" type="checkbox"/> How data was obtained			
e <input checked="" type="checkbox"/> The health needs of the community			
f <input checked="" type="checkbox"/> Primary and chronic disease needs and other health issues of uninsured persons, low-income persons, and minority groups			
g <input checked="" type="checkbox"/> The process for identifying and prioritizing community health needs and services to meet the community health needs			
h <input checked="" type="checkbox"/> The process for consulting with persons representing the community's interests			
i <input type="checkbox"/> Information gaps that limit the hospital facility's ability to assess the community's health needs			
j <input type="checkbox"/> Other (describe in Part VI)			
2 Indicate the tax year the hospital facility last conducted a CHNA 20 <u>12</u>			
3 In conducting its most recent CHNA, did the hospital facility take into account input from representatives of the community served by the hospital facility, including those with special knowledge of or expertise in public health? If "Yes," describe in Part VI how the hospital facility took into account input from persons who represent the community, and identify the persons the hospital facility consulted	3	Yes	
4 Was the hospital facility's CHNA conducted with one or more other hospital facilities? If "Yes," list the other hospital facilities in Part VI	4	Yes	
5 Did the hospital facility make its CHNA report widely available to the public? If "Yes," indicate how the CHNA report was made widely available (check all that apply)	5	Yes	
a <input checked="" type="checkbox"/> Hospital facility's website			
b <input checked="" type="checkbox"/> Available upon request from the hospital facility			
c <input checked="" type="checkbox"/> Other (describe in Part VI)			
6 If the hospital facility addressed needs identified in its most recently conducted CHNA, indicate how (check all that apply to date)			
a <input checked="" type="checkbox"/> Adoption of an implementation strategy that addresses each of the community health needs identified through the CHNA			
b <input checked="" type="checkbox"/> Execution of the implementation strategy			
c <input checked="" type="checkbox"/> Participation in the development of a community-wide plan			
d <input checked="" type="checkbox"/> Participation in the execution of a community-wide plan			
e <input checked="" type="checkbox"/> Inclusion of a community benefit section in operational plans			
f <input checked="" type="checkbox"/> Adoption of a budget for provision of services that address the needs identified in the CHNA			
g <input checked="" type="checkbox"/> Prioritization of health needs in its community			
h <input checked="" type="checkbox"/> Prioritization of services that the hospital facility will undertake to meet health needs in its community			
i <input type="checkbox"/> Other (describe in Part VI)			
7 Did the hospital facility address all of the needs identified in its most recently conducted CHNA? If "No," explain in Part VI which needs it has not addressed and the reasons why it has not addressed such needs	7		No
8a Did the organization incur an excise tax under section 4959 for the hospital facility's failure to conduct a CHNA as required by section 501(r)(3)?	8a		No
b If "Yes" to line 8a, did the organization file Form 4720 to report the section 4959 excise tax?	8b		
c If "Yes" to line 8b, what is the total amount of section 4959 excise tax the organization reported on Form 4720 for all of its hospital facilities? \$_____			

Part V

Facility Information (continued)

Financial Assistance Policy		Yes	No
9 Did the hospital facility have in place during the tax year a written financial assistance policy that Explained eligibility criteria for financial assistance, and whether such assistance includes free or discounted care?		9	Yes
10 Used federal poverty guidelines (FPG) to determine eligibility for providing <i>free</i> care? If "Yes," indicate the FPG family income limit for eligibility for free care <u>200 00000000000000</u> % If "No," explain in Part VI the criteria the hospital facility used		10	Yes
11 Used FPG to determine eligibility for providing <i>discounted</i> care? If "Yes," indicate the FPG family income limit for eligibility for discounted care <u>400 00000000000000</u> % If "No," explain in Part VI the criteria the hospital facility used		11	Yes
12 Explained the basis for calculating amounts charged to patients? If "Yes," indicate the factors used in determining such amounts (check all that apply)		12	Yes
a <input checked="" type="checkbox"/> Income level			
b <input checked="" type="checkbox"/> Asset level			
c <input checked="" type="checkbox"/> Medical indigency			
d <input checked="" type="checkbox"/> Insurance status			
e <input checked="" type="checkbox"/> Uninsured discount			
f <input checked="" type="checkbox"/> Medicaid/Medicare			
g <input checked="" type="checkbox"/> State regulation			
h <input type="checkbox"/> Other (describe in Part VI)			
13 Explained the method for applying for financial assistance?		13	Yes
14 Included measures to publicize the policy within the community served by the hospital facility? If "Yes," indicate how the hospital facility publicized the policy (check all that apply)		14	Yes
a <input type="checkbox"/> The policy was posted on the hospital facility's website			
b <input type="checkbox"/> The policy was attached to billing invoices			
c <input type="checkbox"/> The policy was posted in the hospital facility's emergency rooms or waiting rooms			
d <input type="checkbox"/> The policy was posted in the hospital facility's admissions offices			
e <input type="checkbox"/> The policy was provided, in writing, to patients on admission to the hospital facility			
f <input checked="" type="checkbox"/> The policy was available upon request			
g <input checked="" type="checkbox"/> Other (describe in Part VI)			
Billing and Collections			
15 Did the hospital facility have in place during the tax year a separate billing and collections policy, or a written financial assistance policy (FAP) that explained actions the hospital facility may take upon non-payment?		15	Yes
16 Check all of the following actions against an individual that were permitted under the hospital facility's policies during the tax year before making reasonable efforts to determine the patient's eligibility under the facility's FAP			
a <input type="checkbox"/> Reporting to credit agency			
b <input type="checkbox"/> Lawsuits			
c <input type="checkbox"/> Liens on residences			
d <input type="checkbox"/> Body attachments			
e <input type="checkbox"/> Other similar actions (describe in Part VI)			
17 Did the hospital facility or an authorized third party perform any of the following actions during the tax year before making reasonable efforts to determine the patient's eligibility under the facility's FAP? If "Yes," check all actions in which the hospital facility or a third party engaged		17	No
a <input type="checkbox"/> Reporting to credit agency			
b <input type="checkbox"/> Lawsuits			
c <input type="checkbox"/> Liens on residences			
d <input type="checkbox"/> Body attachments			
e <input type="checkbox"/> Other similar actions (describe in Part VI)			

Part V

Facility Information (continued)

- 18
- Indicate which efforts the hospital facility made before initiating any of the actions listed in line 17 (check all that apply)
- a

☐

Notified individuals of the financial assistance policy on admission
- b

☐

Notified individuals of the financial assistance policy prior to discharge
- c

☐

Notified individuals of the financial assistance policy in communications with the patients regarding the patients' bills
- d

☐

Documented its determination of whether patients were eligible for financial assistance under the hospital facility's financial assistance policy
- e

☐

Other (describe in Part VI)

Policy Relating to Emergency Medical Care

		Yes	No
19	Did the hospital facility have in place during the tax year a written policy relating to emergency medical care that requires the hospital facility to provide, without discrimination, care for emergency medical conditions to individuals regardless of their eligibility under the hospital facility's financial assistance policy?	Yes	
	If "No," indicate why		
a	<input type="checkbox"/> The hospital facility did not provide care for any emergency medical conditions		
b	<input type="checkbox"/> The hospital facility's policy was not in writing		
c	<input type="checkbox"/> The hospital facility limited who was eligible to receive care for emergency medical conditions (describe in Part VI)		
d	<input type="checkbox"/> Other (describe in Part VI)		

Charges to Individuals Eligible for Assistance under the FAP (FAP-Eligible Individuals)

20	Indicate how the hospital facility determined, during the tax year, the maximum amounts that can be charged to FAP-eligible individuals for emergency or other medically necessary care		
	a <input type="checkbox"/> The hospital facility used its lowest negotiated commercial insurance rate when calculating the maximum amounts that can be charged		
	b <input type="checkbox"/> The hospital facility used the average of its three lowest negotiated commercial insurance rates when calculating the maximum amounts that can be charged		
	c <input type="checkbox"/> The hospital facility used the Medicare rates when calculating the maximum amounts that can be charged		
	d <input checked="" type="checkbox"/> Other (describe in Part VI)		
21	During the tax year, did the hospital facility charge any FAP-eligible individuals to whom the hospital facility provided emergency or other medically necessary services, more than the amounts generally billed to individuals who had insurance covering such care?		No
	If "Yes," explain in Part VI		
22	During the tax year, did the hospital facility charge any FAP-eligible individuals an amount equal to the gross charge for any service provided to that individual?		No
	If "Yes," explain in Part VI		

Part V

Facility Information (continued)

Section C. Other Health Care Facilities That Are Not Licensed, Registered, or Similarly Recognized as a Hospital Facility

(list in order of size, from largest to smallest)

How many non-hospital health care facilities did the organization operate during the tax year?

3

Name and address	Type of Facility (describe)
1TAKOMA MEDICAL ASSOCIATES 438 E VANN ROAD GREENEVILLE,TN 37743	PHYSICIAN SERVICES
2TAKOMA OUT PATIENT REHABILITATION 108W SUMMERS STREET GREENEVILLE,TN 37743	REHABILITATION SERVICES
3GREENEVILLE URGENT CARE & OCCUPATIONAL 1021 COLLIDGE STREET GREENEVILLE,TN 37743	OUTPATIENT CLINIC
4	
5	
6	
7	
8	
9	
10	

Part VI

Supplemental Information

Complete this part to provide the following information

- 1

Required descriptions. Provide the descriptions required for Part I, lines 3c, 6a, and 7, Part II, Part III, lines 4, 8, and 9b, Part V, Section A, and Part V, Section B, lines 1j, 3, 4, 5c, 6i, 7, 10, 11, 12h, 14g, 16e, 17e, 18e, 19c, 19d, 20d, 21, and 22
- 2

Needs assessment. Describe how the organization assesses the health care needs of the communities it serves, in addition to any needs assessments reported in Part V, Section B
- 3

Patient education of eligibility for assistance. Describe how the organization informs and educates patients and persons who may be billed for patient care about their eligibility for assistance under federal, state, or local government programs or under the organization's financial assistance policy
- 4

Community information. Describe the community the organization serves, taking into account the geographic area and demographic constituents it serves
- 5

Promotion of community health. Provide any other information important to describing how the organization's hospital facilities or other health care facilities further its exempt purpose by promoting the health of the community (e g , open medical staff, community board, use of surplus funds, etc)
- 6

Affiliated health care system. If the organization is part of an affiliated health care system, describe the respective roles of the organization and its affiliates in promoting the health of the communities served
- 7

State filing of community benefit report. If applicable, identify all states with which the organization, or a related organization, files a community benefit report
- 8

Facility reporting group(s). If applicable, for each hospital facility in a facility reporting group provide the descriptions required for Part V, Section B, lines 1j, 3, 4, 5c, 6i, 7, 10, 11, 12h, 14g, 16e, 17e, 18e, 19c, 19d, 20d, 21, and 22

Identifier	ReturnReference	Explanation
		PART I, LINE 7 THE AMOUNTS OF COSTS REPORTED IN THE TABLE IN LINE 7 OF PART I OF SCHEDULE H WERE DETERMINED BY UTILIZING A COST-TO-CHARGE RATIO DERIVED FROM WORKSHEET 2, RATIO OF PATIENT CARE COST-TO-CHARGES, CONTAINED IN THE SCHEDULE H INSTRUCTIONS
		PART III, LINE 4 BAD DEBT EXPENSE THE AMOUNT OF BAD DEBT EXPENSE, REPORTED ON LINE 2 OF SECTION A OF PART III IS RECORDED IN ACCORDANCE WITH HEALTHCARE FINANCIAL MANAGEMENT ASSOCIATION STATEMENT NO 15 DISCOUNTS AND PAYMENTS ON PATIENT ACCOUNTS ARE RECORDED AS ADJUSTMENTS TO REVENUE, NOT BAD DEBT EXPENSE METHODOLOGY FOR DETERMINING THE ESTIMATED AMOUNT OF BAD DEBT EXPENSE THAT MAY REPRESENT PATIENTS WHO COULD HAVE QUALIFIED UNDER THE FILING ORGANIZATION'S CHARITY CARE POLICY SELF-PAY PATIENTS ARE REQUIRED TO COMPLETE A PATIENT FINANCIAL ASSISTANCE APPLICATION SHORT FORM (PFAA) IF THE PFAA IS NOT COMPLETED AFTER REASONABLE ATTEMPTS TO OBTAIN IT ARE EXHAUSTED, PATIENT INFORMATION IS PROCESSED THROUGH A SCORER PRODUCT THE SCORER PRODUCT UTILIZES PUBLICLY AVAILABLE DATA, SUCH AS CREDIT REPORTS, TO ASSESS AN INDIVIDUAL PATIENT'S FINANCIAL VIABILITY PATIENTS WHO EARN A CERTAIN SCORE ON THE SCORER PRODUCT ARE CONSIDERED TO QUALIFY AS NON-STATE CHARITY PATIENTS GENERALLY, \$200 OF SUCH A PATIENT'S BILL IS WRITTEN OFF AS BAD DEBT EXPENSE, WHILE THE REMAINING PORTION OF THE PATIENT'S BILL IS CONSIDERED TO BE NON-STATE CHARITY THE AMOUNT WRITTEN OFF AS BAD DEBT EXPENSE FOR THOSE PATIENTS WHO POTENTIALLY QUALIFY AS NON-STATE CHARITY USING THE SCORER PRODUCT IS THE AMOUNT SHOWN ON LINE 3 OF SECTION A OF PART III RATIONALE FOR INCLUDING CERTAIN BAD DEBTS IN COMMUNITY BENEFIT THE FILING ORGANIZATION IS DEDICATED TO THE VIEW THAT MEDICALLY NECESSARY HEALTH CARE FOR EMERGENCY AND NON-ELECTIVE PATIENTS SHOULD BE ACCESSIBLE TO ALL, REGARDLESS OF AGE, GENDER, GEOGRAPHIC LOCATION, CULTURAL BACKGROUND, PHYSICIAN MOBILITY, OR ABILITY TO PAY THE FILING ORGANIZATION TREATS EMERGENCY AND NON-ELECTIVE PATIENTS REGARDLESS OF THEIR ABILITY TO PAY OR THE AVAILABILITY OF THIRD-PARTY COVERAGE BY PROVIDING HEALTH CARE TO ALL WHO REQUIRE EMERGENCY OR NON-ELECTIVE CARE IN A NON-DISCRIMINATORY MANNER, THE FILING ORGANIZATION IS PROVIDING HEALTH CARE TO THE BROAD COMMUNITY IT SERVES AS A 501(C)(3) HOSPITAL ORGANIZATION, THE FILING ORGANIZATION MAINTAINS A 24/7 EMERGENCY ROOM PROVIDING CARE TO ALL WHOM PRESENT WHEN A PATIENT'S ARRIVAL AND/OR ADMISSION TO THE FACILITY BEGINS WITHIN THE EMERGENCY DEPARTMENT, TRIAGE AND MEDICAL SCREENING ARE ALWAYS COMPLETED PRIOR TO REGISTRATION STAFF PROCEEDING WITH THE DETERMINATION OF A PATIENT'S SOURCE OF PAYMENT IF THE PATIENT REQUIRES ADMISSION AND CONTINUED NON-ELECTIVE CARE, THE FILING ORGANIZATION PROVIDES THE NECESSARY CARE REGARDLESS OF THE PATIENT'S ABILITY TO PAY THE FILING ORGANIZATION'S OPERATION OF A 24/7 EMERGENCY DEPARTMENT THAT ACCEPTS ALL INDIVIDUALS IN NEED OF CARE PROMOTES THE HEALTH OF THE COMMUNITY THROUGH THE PROVISION OF CARE TO ALL WHOM PRESENT CURRENT INTERNAL REVENUE SERVICE GUIDANCE THAT TAX-EXEMPT HOSPITALS MAINTAIN SUCH EMERGENCY ROOMS WAS ESTABLISHED TO ENSURE THAT EMERGENCY CARE WOULD BE PROVIDED TO ALL WITHOUT DISCRIMINATION THE TREATMENT OF ALL AT THE FILING ORGANIZATION'S EMERGENCY DEPARTMENT IS A COMMUNITY BENEFIT UNDER THE FILING ORGANIZATION'S CHARITY CARE POLICY, EVERY EFFORT IS MADE TO OBTAIN A PATIENT'S NECESSARY FINANCIAL INFORMATION TO DETERMINE ELIGIBILITY FOR CHARITY CARE HOWEVER, NOT ALL PATIENTS WILL COOPERATE WITH SUCH EFFORTS AND A CHARITY CARE ELIGIBILITY DETERMINATION CAN NOT BE MADE IN THIS CASE, A PATIENT'S PORTION OF A BILL THAT REMAINS UNPAID FOR A CERTAIN STIPULATED TIME PERIOD IS WHOLLY OR PARTIALLY CLASSIFIED AS BAD DEBT BAD DEBTS ASSOCIATED WITH PATIENTS WHO HAVE RECEIVED CARE THROUGH THE FILING ORGANIZATION'S EMERGENCY DEPARTMENT SHOULD BE CONSIDERED TO BE COMMUNITY BENEFIT AS CHARITABLE HOSPITALS EXIST TO PROVIDE SUCH CARE IN PURSUIT OF THEIR PURPOSE OF MEETING THE NEED FOR EMERGENCY MEDICAL CARE SERVICES AVAILABLE TO ALL IN THE COMMUNITY THE FILING ORGANIZATION DID NOT HAVE AUDITED FINANCIAL STATEMENTS, THEREFORE, THERE IS NOT A FOOTNOTE TO DESCRIBE BAD DEBT EXPENSE

Identifier	ReturnReference	Explanation
		PART III, LINE 8 COSTING METHODOLOGY MEDICARE ALLOWABLE COSTS WERE CALCULATED USING A COST-TO-CHARGE RATIO
		PART III, LINE 9B AT THE TIME OF PATIENT REGISTRATION, NON-ELECTIVE SELF-PAY PATIENTS ARE INFORMED OF THE MINIMUM DISCOUNT AVAILABLE UNDER THE FILING ORGANIZATION'S SELF-PAY DISCOUNT POLICY SUCH PATIENTS ARE ALSO INFORMED OF THE FILING ORGANIZATION'S CHARITY CARE POLICY AND TOLD THAT THEY WILL BE REQUIRED TO SUBMIT NECESSARY FINANCIAL DATA IN ORDER TO POTENTIALLY RECEIVE ANY ADDITIONAL DISCOUNTS UNDER THE FILING ORGANIZATION'S FINANCIAL ASSISTANCE POLICY PERCENTAGE DISCOUNTS ARE APPLIED TO A PATIENT'S ACCOUNT BASED UPON AMOUNTS GENERALLY BILLED TO INDIVIDUALS WHO HAVE INSURANCE COVERING SUCH CARE UNDER THE FILING ORGANIZATION'S POLICIES, PAYMENT PLANS FOR PARTIAL CHARITY ACCOUNTS WILL BE INDIVIDUALLY DEVELOPED WITH THE PATIENT PARTIAL CHARITY ACCOUNTS RESULT WHEN A FINANCIAL ASSISTANCE ELIGIBILITY DETERMINATION ALLOWS FOR A PERCENTAGE REDUCTION BUT LEAVES THE PATIENT WITH A SELF-PAY BALANCE IF THE PATIENT COMPLIES WITH THE AGREED-UPON PAYMENT PLAN, THE FILING ORGANIZATION DOES NOT PURSUE ANY COLLECTION ACTION WITH RESPECT TO THE PATIENT HOWEVER, IF A PATIENT DOES NOT MAKE ANY PAYMENTS FOR THREE CONSECUTIVE MONTHS, THE ACCOUNT MAY BE REFERRED FOR FURTHER COLLECTION ACTIVITY THE FILING ORGANIZATION DOES NOT PURSUE COLLECTION OF AMOUNTS FROM PATIENTS DETERMINED TO QUALIFY FOR A 100% REDUCTION IN CHARGES UNDER ITS CHARITY CARE POLICY

Identifier	ReturnReference	Explanation
	SUPPLEMENTAL SCHEDULE TO SCHEDULE H, PART III, SECTION B	RECONCILIATION OF SCHEDULE H REPORTED MEDICARE SURPLUS/(SHORTFALL) TO UNREIMBURSED MEDICARE COSTS ASSOCIATED WITH THE PROVISION OF SERVICES TO ALL MEDICARE BENEFICIARIES THE MEDICARE REVENUE AND ALLOWABLE COSTS OF CARE REPORTED IN SECTION B OF PART III OF SCHEDULE H ARE BASED UPON THE AMOUNTS REPORTED IN THE FILING ORGANIZATION'S MEDICARE COST REPORT IN ACCORDANCE WITH THE IRS INSTRUCTIONS FOR SCHEDULE H ON AN ANNUAL BASIS, THE FILING ORGANIZATION ALSO DETERMINES ITS TOTAL UNREIMBURSED COSTS ASSOCIATED WITH PROVIDING SERVICES TO ALL MEDICARE PATIENTS THE PRIMARY RECONCILING ITEMS BETWEEN THE MEDICARE SURPLUS/(SHORTFALL) SHOWN ON LINE 7 OF SECTION B OF PART III OF SCHEDULE H AND THE FILING ORGANIZATION'S UNREIMBURSED COSTS OF SERVICES PROVIDED TO MEDICARE PATIENTS ARE AS FOLLOWS - MEDICARE SURPLUS/(SHORTFALL) SHOWN ON LINE 7 OF SECTION B OF SCHEDULE H \$ 989,158- DIFFERENCE IN COSTING METHODOLOGY (219,342)- UNREIMBURSED COSTS INCURRED FOR SERVICES PROVIDED TO MEDICARE PATIENTS THAT ARE NOT INCLUDED IN THE ORGANIZATION'S MEDICARE COST REPORT (1,804,244) - -----TOTAL UNREIMBURSED COSTS OF SERVING ALL MEDICARE PATIENTS \$(1,034,428)AS INDICATED ABOVE, THE PRIMARY DIFFERENCES BETWEEN THE MEDICARE SURPLUS/(SHORTFALL) REPORTED ON SCHEDULE H, PART III, SECTION B, LINE 7 AND THE FILING ORGANIZATION'S TOTAL UNREIMBURSED COSTS ASSOCIATED WITH PROVIDING SERVICES TO ALL MEDICARE PATIENTS IS DUE TO A DIFFERENCE IN THE COSTING METHODOLOGY AND DIFFERENCES IN THE POPULATION OF MEDICARE PATIENTS WITHIN THE CALCULATION THE COST METHODOLOGY UTILIZED IN CALCULATING THE TOTAL UNREIMBURSED COSTS ASSOCIATED WITH PROVIDING SERVICES TO ALL MEDICARE PATIENTS IS BASED UPON THE COST-TO-CHARGE RATIO OUTLINED IN WORKSHEET 2 OF THE SCHEDULE H INSTRUCTIONS THE SAME COST-TO-CHARGE RATIO IS USED TO DETERMINE THE COSTS ASSOCIATED WITH SERVICES PROVIDED TO CHARITY CARE PATIENTS AND MEDICAID PATIENTS AS REPORTED IN SCHEDULE H, PART I, LINE 7 IN ADDITION, THE MEDICARE COST REPORT EXCLUDES SERVICES PROVIDED TO MEDICARE PATIENTS FOR PHYSICIAN SERVICES, SERVICES PROVIDED TO PATIENTS ENROLLED IN MEDICARE HMOS, AND CERTAIN SERVICES PROVIDED BY OUTPATIENT DEPARTMENTS OF THE FILING ORGANIZATION THAT ARE REIMBURSED ON A FEE SCHEDULE
TAKOMA REGIONAL HOSPITAL		PART V, SECTION B, LINE 3 IN CONJUNCTION WITH CONDUCTING THEIR INITIAL COMMUNITY HEALTH NEEDS ASSESSMENT, TAKOMA REGIONAL HOSPITAL, INC (TRH OR THE HOSPITAL) CREATED A COMMUNITY HEALTH NEEDS ASSESSMENT COMMITTEE (CHNAC) TO PROVIDE INPUT AND GUIDE THE HEALTH NEEDS ASSESSMENT PROCESS ORGANIZATIONS AND INDIVIDUALS SERVING ON THE CHNAC INCLUDED REPRESENTATIVES FROM COUNTY AND CITY GOVERNMENT, THE GREENE COUNTY PUBLIC HEALTH DEPARTMENT, A GREENE COUNTY PUBLIC SCHOOL HEALTH COORDINATOR AND A NURSE EDUCATOR THE SPECIFIC ORGANIZATIONS AND INDIVIDUALS PARTICIPATING IN THE CHNAC AND REPRESENTING THE MEDICALLY UNDERSERVED, LOW-INCOME AND MINORITY POPULATIONS AND POPULATIONS WITH CHRONIC DISEASE INCLUDED REPRESENTATIVES FROM FRONTIER HEALTH, A PROVIDER OF BEHAVIORAL HEALTH SERVICES, THE GREENE COUNTY FOOD BANK, RURAL RESOURCES, AN ORGANIZATION SERVING AS A RESOURCE AND EDUCATOR WITH RESPECT TO SUSTAINABLE AGRICULTURAL PRACTICES, AND WESLEY HEIGHTS, A LOWER-INCOME NEIGHBORHOOD LOCATED WITHIN THE HOSPITAL'S COMMUNITY THE LISTING BELOW REFLECTS ALL OF THE ORGANIZATIONS/COMMUNITY AREAS REPRESENTED ON THE HOSPITAL'S CHNAC TRH REPRESENTATIVES, GREENE COUNTY MAYOR'S OFFICE, RURAL RESOURCES, GREENE COUNTY HEALTH DEPARTMENT, CITY OF GREENEVILLE MAYOR'S OFFICE, TUSCULUM COLLEGE OF NURSING, GREENE COUNTY PARTNERSHIP, LAUGHLIN MEMORIAL HOSPITAL REPRESENTATIVES, FRONTIER HEALTH, WESLEY HEIGHTS, GREENE COUNTY FOOD BANK, AND GREENE COUNTY PUBLIC SCHOOLS PRIMARY AND SECONDARY DATA WERE COLLECTED FOR THE PURPOSE OF THE COMMUNITY HEALTH NEEDS ASSESSMENT PROCESS IN ADDITION TO THE INPUT RECEIVED FROM INDIVIDUALS/ORGANIZATIONS SERVING ON THE CHNAC, PRIMARY DATA WAS COLLECTED PRIMARY DATA CONSISTED OF GROUP INTERVIEWS AND A COMMUNITY HEALTH NEEDS ASSESSMENT SURVEY THAT GATHERED 263 RESPONDENTS THE INTERVIEWS INCLUDED A CROSS SECTION OF INDIVIDUALS WHO WERE ASSOCIATED WITH ORGANIZATIONS THAT SERVED THE MEDICALLY UNDERSERVED, LOW INCOME, AND MINORITY AND CHRONICALLY DISEASED POPULATIONS A SURVEY MONKEY QUESTIONNAIRE WAS ALSO DEVELOPED AND DISTRIBUTED TO INDIVIDUALS AND POSTED ON THE HOSPITAL'S FACEBOOK SITE THE SURVEY WAS MADE AVAILABLE TO ALL ZIP CODES WITHIN THE HOSPITAL'S PRIMARY MARKET AREA OVER 10% OF THE SURVEYS INCLUDED POPULATIONS OF MINORITIES AND MEDICALLY UNDERSERVED

Identifier	ReturnReference	Explanation
TAKOMA REGIONAL HOSPITAL		PART V, SECTION B, LINE 4 THE COMMUNITY HEALTH NEEDS ASSESSMENT CONDUCTED BY TAKOMA REGIONAL HOSPITAL, INC (THE HOSPITAL) WAS BASED UPON THE HOSPITAL'S INVOLVEMENT AND ENRICHMENT OF THOSE WHO LIVE WITHIN GREENE COUNTY, TENNESSEE THE PRIMARY SERVICE AREA IS SHARED BY LAUGHLIN MEMORIAL HOSPITAL AND THUS THE COMMUNITY HEALTH NEEDS ASSESSMENT WAS COMPLETED IN COOPERATION WITH BOTH LOCAL HOSPITALS
TAKOMA REGIONAL HOSPITAL		PART V, SECTION B, LINE 5C SCHEDULE H, PART V, SECTION B, LINE 5ATAKOMA REGIONAL HOSPITAL, INC 'S COMMUNITY HEALTH NEEDS ASSESSMENT REPORT FOR JUNE, 2013 CAN BE ACCESSED AT WWW.TAKOMA.ORG/ABOUT-US/COMMUNITY-BENEFIT SCHEDULE H, PART V, SECTION B, LINE 5CTAKOMA REGIONAL HOSPITAL, INC (THE HOSPITAL) HAS ADOPTED A POLICY THAT ADDRESSES THE PUBLIC POSTING REQUIREMENTS OF THE COMMUNITY HEALTH NEEDS ASSESSMENT UNDER THIS POLICY, THE COMMUNITY HEALTH NEEDS ASSESSMENT REPORT MUST BE POSTED ON THE HOSPITAL'S WEBSITE BY THE END OF THE YEAR IN WHICH IT IS CONDUCTED THE HOSPITAL WILL MAKE A COPY OF ITS COMMUNITY HEALTH NEEDS ASSESSMENT REPORT AVAILABLE UPON REQUEST THE HOSPITAL WILL ALSO MAKE A PAPER COPY OF THE COMMUNITY HEALTH NEEDS ASSESSMENT REPORT AVAILABLE FOR PUBLIC INSPECTION AT THE HOSPITAL FACILITY

Identifier	ReturnReference	Explanation
TAKOMA REGIONAL HOSPITAL		<p>PART V, SECTION B, LINE 7 THROUGH THE COLLECTION OF PRIMARY DATA (FOCUS GROUPS, INTERVIEWS AND A HEALTH QUESTIONNAIRE/SURVEY) ALONG WITH THE REVIEW OF SECONDARY DATA (HEALTH AND DEMOGRAPHIC DATA), TAKOMA REGIONAL HOSPITAL, INC (THE HOSPITAL) IDENTIFIED A TOTAL OF 10 RECOGNIZED HEALTH PRIORITIES IN GREENE COUNTY, TENNESSEE UPON REVIEW OF THE 10 RECOGNIZED HEALTH PRIORITIES, THE COMMUNITY HEALTH NEEDS ASSESSMENT COMMITTEE AND THE HOSPITAL HEALTH NEEDS ASSESSMENT COMMITTEE (THE COMMITTEES) DETERMINED THROUGH EXTENSIVE DIALOGUE AND REVIEW OF DATA THAT THE TOP THREE HEALTH ISSUES WERE TOBACCO USE, DIABETES AND OBESITY WITH RESPECT TO EACH OF THE TEN RECOGNIZED HEALTH PRIORITIES, A DECISION TREE WAS UTILIZED TO DETERMINE IF THE PRIORITY WOULD BECOME A TOP THREE COMMUNITY HEALTH NEEDS PROJECT THE DECISION TREE WALKED BOTH THE COMMITTEES THROUGH A PROCESS THAT DETERMINED IF THERE WERE PROGRAMS ALREADY AVAILABLE TO HELP MEET THE IDENTIFIED HEALTH NEEDS IN THE COMMUNITY OR WHETHER IT WAS FEASIBLE TO USE THE HOSPITAL'S RESOURCES TO MEET THE IDENTIFIED HEALTH NEEDS OR BOTH THE DECISION TREE ALSO TOOK THE COMMITTEES THROUGH THE PROCESS OF DETERMINING WHETHER THEY SHOULD TRY TO MEET THE HEALTH NEED BY THEMSELVES, PARTNER WITH AN EXISTING ORGANIZATION TO MEET THE HEALTH NEED OR JUST SUPPORT OTHERS IN MEETING THE NEED AS IT RELATES TO DETERMINING THE TOP THREE HEALTH PRIORITIES, THE COMMITTEES' RATIONALE WAS AS FOLLOWS THE NUMBER ONE HEALTH ISSUE WAS THE UNINSURED/UNEMPLOYED AND THOSE BELOW THE POVERTY LEVEL AFTER MUCH DISCUSSION THE COMMITTEES DECIDED THAT THIS WAS A LARGE GROUP THAT HAD PROGRAMS AVAILABLE TO HELP MEET THEIR NEEDS AND THAT THE RESOURCES OF THE HOSPITAL COULD BE USED IN OTHER AREAS TO HELP MEET THE DIRECT NEEDS OF THE COMMUNITY THE SECOND HEALTH ISSUE WAS OBESITY AND BOTH THE COMMITTEES FELT THAT SINCE OBESITY IS SO INTEGRATED IN MANY OTHER DISEASES AND IS A MAJOR ISSUE IN GREENE COUNTY, IT SHOULD BE ONE OF THE PROJECTS SELECTED FROM THE LIST OF TEN HEALTH ISSUES FOR THE COMMUNITY HEALTH PLAN THE THIRD HEALTH ISSUE WAS DIABETES AND THERE WAS VIGOROUS DISCUSSION THAT DIABETES SHOULD BE ONE OF THE PLANNED PROJECTS IN THE COMMUNITY HEALTH PLAN THE FOURTH HEALTH ISSUE WAS POOR NUTRITION THE COMMITTEES FELT THAT THIS HEALTH ISSUE WOULD BE ADDRESSED IN THE OBESITY AND DIABETES HEALTH PLAN THE FIFTH HEALTH ISSUE WAS MENTAL HEALTH THE FEELING OF THE COMMITTEES WAS THAT MENTAL HEALTH ISSUES WERE SIGNIFICANT IN GREENE COUNTY BUT THAT THERE WERE PROGRAMS AVAILABLE TO ADDRESS THE EXISTING MENTAL HEALTH PROBLEMS THE HOSPITAL AND LAUGHLIN MEMORIAL HOSPITAL AGREED THAT THE TRAINING OF PHYSICIANS ON MENTAL HEALTH ISSUES WOULD BE A WORTHWHILE PURSUIT THE SIXTH HEALTH ISSUE WAS SMOKING AND RESPIRATORY DISEASE THE DISCUSSION FROM THE COMMITTEES CENTERED ON GREENE COUNTY'S HIGH TOBACCO USE OF 30% AFTER A THOUGHTFUL DISCUSSION, THE USE OF TOBACCO WAS DETERMINED TO BE THE NUMBER ONE ISSUE FOR THE COMMUNITY HEALTH PLAN THERE IS CURRENTLY VERY LITTLE BEING DONE TO OFFSET THE DEVASTATING IMPACT THAT TOBACCO IS HAVING ON OUR COMMUNITY CANCER WAS OUR SEVENTH HEALTH ISSUE LAUGHLIN MEMORIAL HOSPITAL HAS AN EXCELLENT CANCER PROGRAM AND IT WAS FELT THAT THE SCOPE OF CANCER WAS TOO LARGE FOR OUR COMMUNITY HEALTH PLAN AT THIS TIME THE EIGHTH HEALTH ISSUE WAS CARDIOVASCULAR DISEASE WHILE THE COMMITTEES FELT THAT HEART DISEASE SHOULD HAVE BEEN AT THE TOP OF THE LIST, MANY MEMBERS EXPRESSED THEIR CONCERN AT HOW MANY OF THE HEALTH ISSUES WERE INTER-RELATED THE NINTH HEALTH ISSUE WAS THE LACK OF DENTAL CARE AND THE COMMITTEES FELT THAT THERE WERE CURRENTLY AMPLE HEALTH CLINICS AVAILABLE ALONG WITH THE COUNTY HEALTH DEPARTMENT'S PROGRAMS THE TENTH HEALTH ISSUE WAS LACK OF PHYSICAL ACTIVITY AND THE COMMITTEES FELT THAT THIS ISSUE WOULD BE ADDRESSED WITH THE TOP THREE HEALTH ISSUES THAT WERE CHOSEN THEREFORE, THE COMMITTEES DECIDED THAT WHILE THE TOP THREE HEALTH PRIORITIES WOULD BE TOBACCO, OBESITY AND DIABETES, THESE WOULD ALL FALL UNDER THE UMBRELLA OF CARDIOVASCULAR DISEASE AND THAT BY PROVIDING SUPPORT FOR THE TOP THREE HEALTH ISSUES, ULTIMATELY HEART DISEASE WOULD BE POSITIVELY IMPACTED</p>
TAKOMA REGIONAL HOSPITAL		<p>PART V, SECTION B, LINE 14G TAKOMA REGIONAL HOSPITAL HAS DEVELOPED A PATIENT-FRIENDLY SUMMARY VERSION OF ITS FINANCIAL ASSISTANCE POLICY (FAP) THE FILING ORGANIZATION'S FAP PROVIDES THAT ITS HOSPITAL FACILITY WILL POST THE PATIENT-FRIENDLY SUMMARY VERSION OF ITS FAP ON THE HOSPITAL'S WEBSITE IN ADDITION, THE FAP OF THE HOSPITAL FACILITY STATES THAT SIGNAGE REGARDING THE AVAILABILITY OF THE HOSPITAL FACILITY'S FAP WILL BE VISIBLE AT POINTS OF ADMISSION AND REGISTRATION, INCLUDING THE EMERGENCY DEPARTMENT</p>

Identifier	ReturnReference	Explanation
TAKOMA REGIONAL HOSPITAL		PART V, SECTION B, LINE 20D IN DETERMINING THE MAXIMUM AMOUNT THAT CAN BE CHARGED TO FINANCIAL ASSISTANCE POLICY-ELIGIBLE INDIVIDUALS FOR EMERGENCY OR OTHER MEDICALLY NECESSARY CARE, THE HOSPITAL USES THE FOLLOWING METHODOLOGY THE HOSPITAL IDENTIFIES ALL COMMERCIAL PAYORS WHOSE VOLUME OF ACTIVITY WITH THE HOSPITAL EQUALS OR EXCEEDS \$100,000 FOR THE TAXABLE YEAR FOR THOSE IDENTIFIED COMMERCIAL PAYORS, AN AVERAGE OF THE NEGOTIATED COMMERCIAL INSURANCE RATES IS DETERMINED THE AVERAGE OF ALL OF THE NEGOTIATED COMMERCIAL INSURANCE RATES FOR THOSE IDENTIFIED COMMERCIAL PAYORS DETERMINES THE MAXIMUM AMOUNT THAT CAN BE CHARGED TO PATIENTS ELIGIBLE UNDER THE HOSPITAL'S FINANCIAL ASSISTANCE POLICY
		PART VI, LINE 2 AS REPORTED IN SCHEDULE H, PART V, SECTION B, LINES 1-8, TAKOMA REGIONAL HOSPITAL, INC (THE HOSPITAL) CONDUCTED ITS INITIAL COMMUNITY HEALTH NEEDS ASSESSMENT (CHNA) DURING ITS 2012/2013 FISCAL YEAR ITS INITIAL CHNA WAS ADOPTED BY ITS GOVERNING BOARD BY JUNE 30, 2013, THE END OF THE HOSPITAL'S TAXABLE YEAR IN WHICH IT CONDUCTED THE CHNA THE HOSPITAL'S INITIAL CHNA COMPLIED WITH THE GUIDANCE SET FORTH BY THE IRS IN PROPOSED REGULATION SECTION 1.501(R)-(1)-(3) IN ADDITION TO THE CHNA DISCUSSED ABOVE, A VARIETY OF PRACTICES AND PROCESSES ARE IN PLACE TO ENSURE THAT THE FILING ORGANIZATION IS RESPONSIVE TO THE HEALTH NEEDS OF ITS COMMUNITY SUCH PRACTICES AND PROCESSES INVOLVE THE FOLLOWING 1 A HOSPITAL OPERATING/COMMUNITY BOARD COMPOSED OF INDIVIDUALS BROADLY REPRESENTATIVE OF THE COMMUNITY, COMMUNITY LEADERS, AND THOSE WITH SPECIALIZED MEDICAL TRAINING AND EXPERTISE, 2 POST-DISCHARGE PATIENT FOLLOW-UP RELATED TO THE ON-GOING CARE AND TREATMENT OF PATIENTS WHO SUFFER FROM CHRONIC DISEASES, 3 SPONSORSHIP AND PARTICIPATION IN COMMUNITY HEALTH AND WELLNESS ACTIVITIES THAT REACH A BROAD SPECTRUM OF THE FILING ORGANIZATION'S COMMUNITY, AND 4 COLLABORATION WITH OTHER LOCAL COMMUNITY GROUPS TO ADDRESS THE HEALTH CARE NEEDS OF THE FILING ORGANIZATION'S COMMUNITY

Identifier	ReturnReference	Explanation
		<p>PART VI, LINE 3 TAKOMA REGIONAL HOSPITAL HAS A PROCESS IN PLACE WHEREBY PATIENTS ARE INFORMED ABOUT THE HOSPITAL'S CHARITY CARE POLICY AND OTHER FORMS OF FINANCIAL ASSISTANCE, SUCH AS SELF-PAY DISCOUNTS SIGNAGE IS POSTED IN THE EMERGENCY ROOM INDICATING THAT FINANCIAL ASSISTANCE IS AVAILABLE FOR THOSE SELF-PAY PATIENTS MEETING ELIGIBILITY REQUIREMENTS AFTER EMTALA MEDICAL SCREENING AND STABILIZATION REQUIREMENTS ARE MET, REGISTRATION PERSONNEL WILL SECURE FINANCIAL INFORMATION ON AS MANY SELF-PAY PATIENTS AS POSSIBLE AT THE TIME OF SERVICE FOR THOSE WHO APPEAR TO QUALIFY FOR MEDICAID OR UNDER THE HOSPITAL'S CHARITY CARE POLICY, THE FINANCIAL COUNSELORS WILL CONTINUE TO WORK WITH THOSE PATIENTS UNTIL FINAL ACCOUNT RESOLUTION IS ACHIEVED ALL OTHER SELF-PAY PATIENTS ARE COVERED UNDER THIS PROCESS AT ANY TIME DURING THE PROCESS THAT DATA IS PROVIDED SHOWING THAT A PATIENT QUALIFIES FOR ASSISTANCE UNDER THE CHARITY CARE POLICY THE DISCOUNTS EXTENDED UNDER THAT POLICY WILL BE APPLIED AS PART OF THE BILLING PROCESS, THE HOSPITAL INCLUDES THE APPLICATION FOR CHARITY CARE ASSISTANCE ALONG WITH THE INITIAL PATIENT BILL THE HOSPITAL'S CHARITY CARE APPLICATION IS ALSO AVAILABLE TO PATIENTS ON THE HOSPITAL'S WEB-SITE IN BOTH AN ENGLISH AND SPANISH VERSION ADDITIONALLY, THE HOSPITAL'S FINANCIAL COUNSELORS ARE AVAILABLE TO WORK WITH EVERY PATIENT DURING THE FIRST 120 DAYS OF THE BILLING PROCESS TO ASSIST THE PATIENT WITH COMPLETING CHARITY CARE APPLICATIONS AND INVESTIGATING OTHER POTENTIAL SOURCES OF THIRD-PARTY ASSISTANCE THE DETERMINATION OF A PATIENT'S ELIGIBILITY FOR CHARITY CARE IS MADE ON A CASE-BY-CASE BASIS VARIOUS FACTORS ARE CONSIDERED IN THAT DETERMINATION EACH INDIVIDUAL PATIENT WHO IS IDENTIFIED AS POTENTIALLY BEING ELIGIBLE TO RECEIVE CHARITY CARE IS SEEN BY A FINANCIAL COUNSELOR AT THE HOSPITAL THE FINANCIAL COUNSELOR WILL WORK WITH THE PATIENT TO MAKE SURE THAT OTHER SOURCES OF ASSISTANCE (PUBLIC OR OTHERWISE) HAVE BEEN SOUGHT TO THE FULLEST EXTENT POSSIBLE WHEN OTHER FORMS OF ASSISTANCE ARE NOT AVAILABLE OR HAVE BEEN EXHAUSTED, THE HOSPITAL WILL GATHER CERTAIN FINANCIAL INFORMATION FROM THE PATIENT TO DETERMINE THE PATIENT'S ABILITY TO PAY BASED UPON LEVEL OF INCOME</p>
		<p>PART VI, LINE 4 TAKOMA REGIONAL HOSPITAL (THE HOSPITAL) IS A 100-BED ACUTE CARE FACILITY THAT HAS PROVIDED QUALITY HEALTH CARE SERVICES TO THE RESIDENTS OF NORTHEASTERN TENNESSEE FOR OVER 81 YEARS IN 1974, TAKOMA ADVENTIST HOSPITAL BECAME A MEMBER OF THE SOUTHERN ADVENTIST HEALTH AND HOSPITAL SYSTEM MAY OF 2007 BROUGHT ADDITIONAL CHANGE TO TAKOMA WHEN WELLMONT HEALTH SYSTEM BOUGHT A 60% SHARE OF THE HOSPITAL AND TAKOMA ADVENTIST HOSPITAL BECAME TAKOMA REGIONAL HOSPITAL THE HOSPITAL IS LOCATED IN THE FOOTHILLS OF THE GREAT SMOKEY MOUNTAINS IN HISTORIC GREENEVILLE, TENNESSEE THE HOSPITAL'S PRIMARY MARKET HAS A POPULATION OF APPROXIMATELY 74,000, WITH AN ESTIMATED 13,000 OVER THE AGE OF 65 THE HOSPITAL IS A CRUCIAL COMMUNITY AND REGIONAL ASSET TAKOMA REGIONAL HOSPITAL IS ONE OF TWO HOSPITALS IN GREENEVILLE, TN THE NEAREST PROVIDER DOES NOT OFFER MANY OF THE SERVICES OFFERED AT THE HOSPITAL, SUCH AS GERIATRIC PSYCHIATRIC INPATIENT SERVICES, OUTPATIENT BEHAVIORAL SERVICES, AND A CENTER FOR INPATIENT REHABILITATION THE HOSPITAL IS ALSO ONE OF THE LARGEST EMPLOYERS IN THE CITY OF GREENEVILLE, TN THE CITY OF GREENEVILLE, TN COVERS 15 1 SQUARE MILES THE WEIGHTED AVERAGE HOUSEHOLD INCOME, BASED ON POPULATION, IN THE PRIMARY MARKET IS APPROXIMATELY \$34,600 ABOUT 15% OF GREENE COUNTY'S RESIDENTS HAVE INCOMES BELOW THE FEDERAL POVERTY LEVEL HIGH SCHOOL GRADUATES ACCOUNT FOR APPROXIMATELY 51% OF GREENE COUNTY, WITH AN ESTIMATED 2% HAVING A BACHELOR'S DEGREE OR HIGHER GREENE COUNTY'S CURRENT UNEMPLOYMENT RATE IS ABOUT 7% APPROXIMATELY 50% OF THE HOSPITAL'S PATIENTS DURING FISCAL YEAR 2013 WERE MEDICARE PATIENTS, ABOUT 17% WERE MEDICAID PATIENTS, ABOUT 8% WERE SELF-PAY PATIENTS, AND THE REMAINING PERCENTAGE WERE PATIENTS COVERED UNDER COMMERCIAL INSURANCE APPROXIMATELY 67% OF THE HOSPITAL'S IN-PATIENTS ARE ADMITTED THROUGH THE EMERGENCY DEPARTMENT</p>

Identifier	ReturnReference	Explanation
		<p>PART VI, LINE 5 THE PROVISION OF COMMUNITY BENEFIT IS CENTRAL TO TAKOMA REGIONAL HOSPITAL'S MISSION OF SERVICE AND COMPASSION RESTORING AND PROMOTING THE HEALTH AND QUALITY OF LIFE OF THOSE IN THE COMMUNITIES SERVED BY THE HOSPITAL IS A FUNCTION OF "EXTENDING THE HEALING MINISTRY OF CHRIST" AND EMBODIES THE HOSPITAL'S COMMITMENT TO ITS VALUES AND PRINCIPLES THE HOSPITAL COMMITS SUBSTANTIAL RESOURCES TO PROVIDE A BROAD RANGE OF SERVICES TO BOTH THE UNDERPRIVILEGED AS WELL AS THE BROADER COMMUNITY IN ADDITION TO THE COMMUNITY BENEFIT INFORMATION PROVIDED IN PARTS I, II AND III OF THIS SCHEDULE H, THE HOSPITAL CAPTURES THE BENEFITS PROVIDED TO ITS COMMUNITY THROUGH FAITH-BASED CARE EXAMPLES OF SUCH BENEFITS INCLUDE THE COST ASSOCIATED WITH CHAPLAINCY CARE PROGRAMS AND MISSION PEER REVIEWS AND MISSION CONFERENCES DURING THE CURRENT YEAR, HOSPITAL PROVIDED \$85,859 OF BENEFIT WITH RESPECT TO THE FAITH-BASED AND SPIRITUAL NEEDS OF THE COMMUNITY IN CONJUNCTION WITH ITS OPERATION OF A COMMUNITY HOSPITAL THE HOSPITAL ALSO PROVIDES BENEFITS TO ITS COMMUNITY'S INFRASTRUCTURE BY INVESTING IN CAPITAL IMPROVEMENTS TO ENSURE THAT FACILITIES AND TECHNOLOGY PROVIDE THE BEST POSSIBLE CARE TO THE COMMUNITY DURING THE CURRENT YEAR, THE HOSPITAL EXPENDED \$726,022 IN NEW CAPITAL IMPROVEMENTS AS A FAITH-BASED MISSION-DRIVEN COMMUNITY HOSPITAL, THE HOSPITAL IS CONTINUALLY INVOLVED IN MONITORING ITS COMMUNITY, IDENTIFYING UNMET HEALTH CARE NEEDS AND DEVELOPING SOLUTIONS AND PROGRAMS TO ADDRESS THOSE NEEDS IN ACCORDANCE WITH ITS CONSERVATIVE APPROACH TO FISCAL RESPONSIBILITY, SURPLUS FUNDS OF THE HOSPITAL ARE CONTINUALLY BEING INVESTED IN RESOURCES THAT IMPROVE THE AVAILABILITY AND QUALITY OF DELIVERY OF HEALTH CARE SERVICES AND PROGRAMS TO ITS COMMUNITY</p>
		<p>PART VI, LINE 6 AS EXPLAINED IN OUR RESPONSE TO FORM 990, PART VI, SECTION A, LINE 6, TAKOMA REGIONAL HOSPITAL (TRH OR THE HOSPITAL) HAS TWO MEMBERS THE MEMBERS ARE ADVENTIST HEALTH SYSTEM/SUNBELT, INC AND WELLMONT HEALTH SYSTEM TRH IS ABLE TO DRAW UPON THE EXPERTISE AND LEADERSHIP OF BOTH ITS HEALTH SYSTEM MEMBERS IN ITS EFFORT TO CREATE EXCELLENT PATIENT EXPERIENCES AND OFFER A BROAD SPECTRUM OF HEALTH SERVICES NEEDED IN ITS COMMUNITY PRIOR TO FEBRUARY 15, 2013, TRH WAS PRIMARILY MANAGED BY ADVENTIST HEALTH SYSTEM SUNBELT HEALTHCARE CORPORATION (AHSSHC) AHSSHC IS AN ORGANIZATION EXEMPT FROM FEDERAL INCOME TAX UNDER IRC SECTION 501(C)(3) AHSSHC AND ITS SUBSIDIARY ORGANIZATIONS OPERATE 43 HOSPITALS IN 10 STATES THROUGHOUT THE U S , PRIMARILY IN THE SOUTHEASTERN PORTION OF THE U S AHSSHC AND ITS SUBSIDIARIES ALSO OPERATE 16 NURSING HOME FACILITIES AND OTHER ANCILLARY HEALTH CARE PROVIDER FACILITIES, SUCH AS AMBULATORY SURGERY CENTERS AND DIAGNOSTIC IMAGING CENTERS EFFECTIVE FEBRUARY 15, 2013, CERTAIN MANAGEMENT RESPONSIBILITIES WERE TRANSFERRED TO WELLMONT HEALTH SYSTEM (WELLMONT) IN CONNECTION WITH THE DAY-TO-DAY OPERATIONS OF THE HOSPITAL WHILE THE EXECUTIVE LEADERSHIP TEAM OF THE HOSPITAL REMAINED ON THE PAYROLL OF AHSSHC, THE CEO OF THE HOSPITAL REPORTS TO THE PRESIDENT OF WELLMONT IN ADDITION, VARIOUS CONSULTING SERVICES NOT GENERALLY PROVIDED ON SITE AT THE HOSPITAL, SUCH AS CASE MANAGEMENT, COMPLIANCE, INVESTMENT AND LEGAL SERVICES, ARE NOW PROVIDED BY WELLMONT WELLMONT IS A NOT-FOR-PROFIT INTEGRATED HEALTH SYSTEM SERVING THE TRI-CITIES REGION OF NORTHEAST TENNESSEE AND SOUTHWEST VIRGINIA WELLMONT IS GUIDED BY ITS MISSION TO DELIVER SUPERIOR HEALTH CARE WITH COMPASSION AND A VISION TO DELIVER THE BEST HEALTH CARE ANYWHERE THE READER OF THIS FORM 990 SHOULD KEEP IN MIND THAT THIS REPORTING ENTITY MAY DIFFER IN CERTAIN AREAS FROM THAT OF A STAND-ALONE HOSPITAL ORGANIZATION DUE TO ITS MANAGEMENT BY AHSSHC AND WELLMONT THE FILING ORGANIZATION BENEFITS FROM REDUCED COSTS DUE TO ITS AFFILIATION WITH ITS TWO MEMBERS, SUCH AS LARGE GROUP PURCHASING DISCOUNTS, AND THE AVAILABILITY OF INTERNAL RESOURCES SUCH AS INTERNAL LEGAL COUNSEL TAKOMA REGIONAL HOSPITAL PAYS A MANAGEMENT FEE TO AHSSHC AND WELLMONT FOR THE SERVICES PROVIDED AS A RESULT, MANAGEMENT FEE EXPENSE REPORTED BY TAKOMA REGIONAL HOSPITAL MAY APPEAR GREATER IN RELATION TO MANAGEMENT FEE EXPENSE THAT MAY BE REPORTED BY A SINGLE STAND-ALONE HOSPITAL WITH NO SUCH AFFILIATION THE SINGLE STAND-ALONE HOSPITAL WOULD LIKELY REPORT COSTS ASSOCIATED WITH MANAGEMENT AND OTHER PROFESSIONAL SERVICES ON VARIOUS EXPENSE LINE ITEMS IN ITS STATEMENT OF REVENUE AND EXPENSE AS OPPOSED TO REPORTING SUCH COSTS IN MANAGEMENT FEE EXPENSE</p>

Identifier	ReturnReference	Explanation
	PART VI, LINE 7	THE COMMUNITY BENEFIT REPORT PREPARED BY TAKOMA REGIONAL HOSPITAL, INC IS NOT FILED WITH ANY STATE AGENCIES

OMB No 1545-0047

Complete if the organization answered "Yes," to Form 990, Part IV, line 21 or 22.
▶ Attach to Form 990

Open to Public Inspection

51-0603966

Part I General Information on Grants and Assistance

- 1 Does the organization maintain records to substantiate the amount of the grants or assistance, the grantees' eligibility for the grants or assistance, and the selection criteria used to award the grants or assistance? ☒ Yes ☐ No
- 2 Describe in Part IV the organization's procedures for monitoring the use of grant funds in the United States

Part II **Grants and Other Assistance to Governments and Organizations in the United States.** Complete if the organization answered "Yes" to Form 990, Part IV, line 21, for any recipient that received more than \$5,000. Part II can be duplicated if additional space is needed.

[illegible]

- | | | |
|----------|---|----------|
| 2 | Enter total number of section 501(c)(3) and government organizations listed in the line 1 table | 1 |
| 3 | Enter total number of other organizations listed in the line 1 table | 1 |

Part III

Grants and Other Assistance to Individuals in the United States. Complete if the organization answered "Yes" to Form 990, Part IV, line 22.
Part III can be duplicated if additional space is needed.

(a)Type of grant or assistance	(b)Number of recipients	(c)Amount of cash grant	(d)Amount of non-cash assistance	(e)Method of valuation (book, FMV, appraisal, other)	(f)Description of non-cash assistance

Part IV Supplemental Information.		
Complete this part to provide the information required in Part I, line 2, Part III, column (b), and any other additional information		
Identifier	Return Reference	Explanation
PROCEDURE FOR MONITORING GRANTS IN THE U S	PART I, LINE 2	SCHEDULE I, PART I, LINE 2 GRANTS ARE GENERALLY MADE TO AFFILIATED ORGANIZATIONS THAT ARE EXEMPT FROM FEDERAL INCOME TAX UNDER 501(C)(3) OR TO OTHER 501(C)(3) ORGANIZATIONS THAT ARE A PART OF THE GROUP EXEMPTION RULING ISSUED TO THE GENERAL CONFERENCE OF SEVENTH-DAY ADVENTISTS, OR TO LOCAL 501(C)(3) COMMUNITY ORGANIZATIONS ACCORDINGLY, THE FILING ORGANIZATION HAS NOT ESTABLISHED SPECIFIC PROCEDURES FOR MONITORING THE USE OF GRANT FUNDS IN THE UNITED STATES AS THE FILING ORGANIZATION DOES NOT HAVE A GRANT MAKING PROGRAM THAT WOULD NECESSITATE SUCH PROCEDURES

Schedule J
(Form 990)

Department of the Treasury
Internal Revenue Service

Compensation Information

For certain Officers, Directors, Trustees, Key Employees, and Highest Compensated Employees

▶ Complete if the organization answered "Yes" to Form 990, Part IV, question 23.

▶ Attach to Form 990. ▶ See separate instructions.

OMB No 1545-0047

2012

Open to Public Inspection

Name of the organization
TAKOMA REGIONAL HOSPITAL INC

Employer identification number
51-0603966

Part I

Questions Regarding Compensation

	Yes	No
<div>1a</div> <div>Check the appropriate box(es) if the organization provided any of the following to or for a person listed in Form 990, Part VII, Section A, line 1a Complete Part III to provide any relevant information regarding these items</div> <div><div><div><input type="checkbox"/> First-class or charter travel</div><div><input checked="" type="checkbox"/> Travel for companions</div><div><input checked="" type="checkbox"/> Tax idemnification and gross-up payments</div><div><input checked="" type="checkbox"/> Discretionary spending account</div></div><div><div><input type="checkbox"/> Housing allowance or residence for personal use</div><div><input type="checkbox"/> Payments for business use of personal residence</div><div><input checked="" type="checkbox"/> Health or social club dues or initiation fees</div><div><input type="checkbox"/> Personal services (e g , maid, chauffeur, chef)</div></div></div>		
<div>b</div> <div>If any of the boxes in line 1a are checked, did the organization follow a written policy regarding payment or reimbursement or provision of all of the expenses described above? If "No," complete Part III to explain</div>	1bYes	
<div>2</div> <div>Did the organization require substantiation prior to reimbursing or allowing expenses incurred by all officers, directors, trustees, and the CEO/Executive Director, regarding the items checked in line 1a?</div>	2Yes	
<div>3</div> <div>Indicate which, if any, of the following the filing organization used to establish the compensation of the organization's CEO/Executive Director Check all that apply Do not check any boxes for methods used by a related organization to establish compensation of the CEO/Executive Director, but explain in Part III</div> <div><div><div><input type="checkbox"/> Compensation committee</div><div><input type="checkbox"/> Independent compensation consultant</div><div><input type="checkbox"/> Form 990 of other organizations</div></div><div><div><input type="checkbox"/> Written employment contract</div><div><input type="checkbox"/> Compensation survey or study</div><div><input type="checkbox"/> Approval by the board or compensation committee</div></div></div>		
<div>4</div> <div>During the year, did any person listed in Form 990, Part VII, Section A, line 1a with respect to the filing organization or a related organization</div>		
<div>a</div> <div>Receive a severance payment or change-of-control payment?</div>	4a	No
<div>b</div> <div>Participate in, or receive payment from, a supplemental nonqualified retirement plan?</div>	4b	No
<div>c</div> <div>Participate in, or receive payment from, an equity-based compensation arrangement?</div> <div>If "Yes" to any of lines 4a-c, list the persons and provide the applicable amounts for each item in Part III</div>	4c	No
<div></div> <div>Only 501(c)(3) and 501(c)(4) organizations only must complete lines 5-9.</div>		
<div>5</div> <div>For persons listed in Form 990, Part VII, Section A, line 1a, did the organization pay or accrue any compensation contingent on the revenues of</div>		
<div>a</div> <div>The organization?</div>	5a	No
<div>b</div> <div>Any related organization?</div> <div>If "Yes," to line 5a or 5b, describe in Part III</div>	5b	No
<div>6</div> <div>For persons listed in Form 990, Part VII, Section A, line 1a, did the organization pay or accrue any compensation contingent on the net earnings of</div>		
<div>a</div> <div>The organization?</div>	6aYes	
<div>b</div> <div>Any related organization?</div> <div>If "Yes," to line 6a or 6b, describe in Part III</div>	6b	No
<div>7</div> <div>For persons listed in Form 990, Part VII, Section A, line 1a, did the organization provide any non-fixed payments not described in lines 5 and 6? If "Yes," describe in Part III</div>	7	No
<div>8</div> <div>Were any amounts reported in Form 990, Part VII, paid or accrued pursuant to a contract that was subject to the initial contract exception described in Regulations section 53 4958-4(a)(3)? If "Yes," describe in Part III</div>	8	No
<div>9</div> <div>If "Yes" to line 8, did the organization also follow the rebuttable presumption procedure described in Regulations section 53 4958-6(c)?</div>	9	

Part II Officers, Directors, Trustees, Key Employees, and Highest Compensated Employees. Use duplicate copies if additional space is needed.

For each individual whose compensation must be reported in Schedule J, report compensation from the organization on row (i) and from related organizations, described in the instructions, on row (ii) Do not list any individuals that are not listed on Form 990, Part VII
Note. The sum of columns (B)(i)-(iii) for each listed individual must equal the total amount of Form 990, Part VII, Section A, line 1a, applicable column (D) and (E) amounts for that individual

(A) Name and Title		(B) Breakdown of W-2 and/or 1099-MISC compensation			(C) Retirement and other deferred compensation	(D) Nontaxable benefits	(E) Total of columns (B)(i)-(D)	(F) Compensation reported as deferred in prior Form 990
		(i) Base compensation	(ii) Bonus & incentive compensation	(iii) Other reportable compensation				
(1) DANIEL WOLCOTT CEO/DIRECTOR	(i) (ii)	231,875 0	25,000 0	22,716 0	25,430 0	36,826 0	341,847 0	11,138 0
(2) GREGORY UHL MD DIRECTOR/CHIEF OF STAFF	(i) (ii)	366,561 0	0 0	9,516 0	13,599 0	14,913 0	404,589 0	0 0
(3) TOM VANDENHOVEN CFO (END 5/13)	(i) (ii)	138,990 0	25,000 0	8,059 0	8,777 0	24,112 0	204,938 0	0 0
(4) DANIEL LEWIS MD CMO	(i) (ii)	189,792 0	3,500 0	35,569 0	12,336 0	15,750 0	256,947 0	0 0
(5) STEPHEN PURVIS DO PHYSICIAN	(i) (ii)	497,710 0	0 0	4,523 0	13,599 0	6,527 0	522,359 0	0 0
(6) DORIS PURVIS MD PHYSICIAN	(i) (ii)	246,693 0	46,667 0	104,748 0	13,599 0	5,862 0	417,569 0	0 0
(7) JOSEPH KRETSCHMAR MD PHYSICIAN	(i) (ii)	294,915 0	9,319 0	68,997 0	13,599 0	15,859 0	402,689 0	0 0
(8) WILLIAM BRIDGES MD PHYSICIAN	(i) (ii)	267,039 0	26,473 0	29,695 0	13,599 0	14,715 0	351,521 0	0 0
(9) GORDON L MARSA MD PHYSICIAN	(i) (ii)	270,437 0	18,475 0	10,321 0	13,599 0	15,289 0	328,121 0	0 0

Part III **Supplemental Information**

Complete this part to provide the information, explanation, or descriptions required for Part I, lines 1a, 1b, 3, 4a, 4b, 4c, 5a, 5b, 6a, 6b, 7, and 8, and for Part II
Also complete this part for any additional information

Identifier	Return Reference	Explanation
	PART I, LINE 1A	AS DISCUSSED IN OUR RESPONSE TO SECTION B, PART VI, QUESTION 15A & B, THE FILING ORGANIZATION IS 40% OWNED BY ADVENTIST HEALTH SYSTEM/SUNBELT, INC (AHSSI) AHSSI IS PART OF THE SYSTEM OF HEALTHCARE ORGANIZATIONS KNOWN AS ADVENTIST HEALTH SYSTEM (AHS) WHOSE PARENT IS ADVENTIST HEALTH SYSTEM SUNBELT HEALTHCARE CORPORATION (AHSSHC) IN CONJUNCTION WITH THE MANAGEMENT AGREEMENT WITH AHSSHC AND WELLMONT HEALTH SYSTEM, MEMBERS OF THE FILING ORGANIZATION'S EXECUTIVE MANAGEMENT TEAM THAT HOLD THE POSITION OF VICE-PRESIDENT OR ABOVE ARE COMPENSATED BY AND ON THE PAYROLL OF AHSSHC AHSSHC IS EXEMPT FROM FEDERAL INCOME TAX UNDER IRC SECTION 501(C)(3) THE FILING ORGANIZATION REIMBURSES AHSSHC FOR THE SALARY AND BENEFIT COST OF THOSE EXECUTIVES ON THE PAYROLL OF AHSSHC THAT PROVIDE SERVICES AND ARE ON THE MANAGEMENT TEAM OF THE FILING ORGANIZATION TRAVEL FOR COMPANIONS AHSSHC HAS A CORPORATE EXECUTIVE POLICY THAT PROVIDES A BENEFIT TO ALLOW FOR A TRAVELING AHSSHC EXECUTIVE TO HAVE HIS OR HER SPOUSE ACCOMPANY THE EXECUTIVE ON TWO BUSINESS TRIPS EACH YEAR TYPICALLY, REIMBURSEMENT IS ONLY PROVIDED TO VICE PRESIDENTS AND ABOVE AND IS LIMITED TO ONE BUSINESS TRIP PER YEAR AND THE ANNUAL AHS PRESIDENT'S COUNCIL BUSINESS MEETING THE AHSSHC CORPORATE EXECUTIVE SPOUSAL TRAVEL POLICY WAS ORIGINALLY APPROVED AND REVIEWED BY THE AHSSHC BOARD STRATEGY & COMPENSATION COMMITTEE, AN INDEPENDENT BODY OF THE AHSSHC BOARD OF DIRECTORS ALL SPOUSAL TRAVEL COSTS REIMBURSED TO THE EXECUTIVE ARE CONSIDERED TAXABLE COMPENSATION TO THE EXECUTIVE TAX INDEMNIFICATION AND GROSS-UP PAYMENTS AHS HAS A SYSTEM-WIDE POLICY ADDRESSING GROSS-UP PAYMENTS PROVIDED IN CONNECTION WITH EMPLOYER-PROVIDED BENEFITS/OTHER TAXABLE ITEMS UNDER THE POLICY, CERTAIN TAXABLE BUSINESS-RELATED REIMBURSEMENTS (I E TAXABLE BUSINESS-RELATED MOVING EXPENSES, TAXABLE ITEMS PROVIDED IN CONNECTION WITH EMPLOYMENT) PROVIDED TO ANY EMPLOYEE MAY BE GROSSED-UP AT A 25% RATE UPON APPROVAL OF THE FILING ORGANIZATION'S CEO AND CFO ADDITIONALLY, EMPLOYEES AT THE DIRECTOR LEVEL AND ABOVE ARE ELIGIBLE FOR GROSS-UP PAYMENTS ON GIFTS RECEIVED FOR BOARD OF DIRECTOR SERVICES DISCRETIONARY SPENDING ACCOUNT A NOMINAL DISCRETIONARY SPENDING AMOUNT WAS PROVIDED IN THE CURRENT YEAR TO ALL ELIGIBLE EXECUTIVES WHO ATTEND THE ANNUAL AHS PRESIDENT'S COUNCIL BUSINESS MEETING (\$500 PER EXECUTIVE) ELIGIBLE EXECUTIVES INCLUDE ALL AHSSHC VICE PRESIDENTS AND ABOVE AND ALL AHSSHC SUBSIDIARY ORGANIZATION CEOS AND REGIONAL CFOS THE PAYMENT PROVIDED TO EACH EXECUTIVE WAS CONSIDERED TAXABLE COMPENSATION TO THE EXECUTIVE HEALTH OR SOCIAL CLUB DUES OR INITIATION FEES AHSSHC HAS A CORPORATE EXECUTIVE POLICY THAT ADDRESSES BUSINESS DEVELOPMENT EXPENDITURES UNDER THIS POLICY, CERTAIN AHS ELIGIBLE EXECUTIVES MAY BE REIMBURSED FOR MEMBER DUES AND USAGE CHARGES FOR A COUNTRY CLUB OR OTHER SOCIAL CLUB UPON AUTHORIZATION CLUB MEMBERSHIPS MUST BE RECOMMENDED BY THE CEO OF THE AHS HOSPITAL ORGANIZATION AND APPROVED BY THE CHAIRMAN OF THE BOARD OF DIRECTORS OF THE ORGANIZATION IN ADDITION, THE PROPOSED MEMBERSHIP MUST BE APPROVED ANNUALLY BY THE AHSSHC BOARD STRATEGY & COMPENSATION COMMITTEE, AN INDEPENDENT COMMITTEE OF THE BOARD OF DIRECTORS OF AHSSHC ELIGIBLE EXECUTIVES ARE LIMITED TO CERTAIN SENIOR LEVEL EXECUTIVES (HOSPITAL ORGANIZATION CEOS, THE CEO OF THE NURSING HOME DIVISION OF AHS, SENIOR VICE PRESIDENTS AT THREE LARGE HOSPITAL ORGANIZATIONS, REGIONAL CEOS AND CFOS AND THE PRESIDENT AND SENIOR VICE PRESIDENTS OF AHSSHC) IN THE CURRENT YEAR, FOR THIS FILING ORGANIZATION, ONE EXECUTIVE WAS ELIGIBLE TO RECEIVE REIMBURSEMENT FOR CLUB FEES EACH AHS EXECUTIVE WHO IS APPROVED FOR A CLUB MEMBERSHIP MUST SUBMIT AN ANNUAL REPORT TO THE AHSSHC BOARD STRATEGY & COMPENSATION COMMITTEE THAT DESCRIBES HOW THE MEMBERSHIP BENEFITED THEIR ORGANIZATION DURING THE PRECEDING YEAR
	PART I, LINE 6	THE FILING ORGANIZATION'S PHYSICIAN COMPENSATION FORMULA IS DESIGNED TO RESULT IN TOTAL COMPENSATION THAT WOULD BE REASONABLE FOR EACH PHYSICIAN THE FILING ORGANIZATION UTILIZES NATIONAL SURVEY PRODUCTIVITY, COST, AND COMPENSATION DATA IN FORMULATING ALL ASPECTS OF THE COMPENSATION PLAN PHYSICIAN COMPENSATION ARRANGEMENTS INCLUDE A CEILING OR REASONABLE MAXIMUM ON THE AMOUNT A PHYSICIAN MAY EARN THE FILING ORGANIZATION'S EMPLOYED PHYSICIANS ENTER INTO A WRITTEN AGREEMENT THAT REQUIRES THE PHYSICIANS TO PROVIDE MEDICAL CARE TO INDIVIDUALS WHO ARE REFERRED BY THE FILING ORGANIZATION THE FILING ORGANIZATION'S COMPENSATION ARRANGEMENT DOES NOT USE A METHOD OF COMPENSATION THAT IS BASED UPON A PERCENTAGE OF THE ORGANIZATION'S NET INCOME RATHER, UNDER THE COMPENSATION ARRANGEMENT, PHYSICIAN BASE SALARY IS SET BASED ON FAIR MARKET VALUE BENCHMARKS, AND ANY ADDITIONAL COMPENSATION IS BASED ON A PERCENTAGE OF THE PRACTICE/LOCATION NET REVENUE
SUPPLEMENTAL INFORMATION	PART III	PART I, QUESTION 3 AS NOTED IN OUR RESPONSE TO QUESTION 15 OF PART VI OF FORM 990, THE INDIVIDUAL WHO SERVES AS THE CEO OF THE FILING ORGANIZATION IS COMPENSATED BY ADVENTIST HEALTH SYSTEM SUNBELT HEALTHCARE CORPORATION (AHSSHC) FOR THAT INDIVIDUAL'S ROLE IN SERVING AS THE CEO COMPENSATION AND BENEFITS PROVIDED TO THIS INDIVIDUAL ARE DETERMINED PURSUANT TO POLICIES, PROCEDURES, AND PROCESSES OF AHSSHC THAT ARE DESIGNED TO ENSURE COMPLIANCE WITH THE INTERMEDIATE SANCTIONS LAWS AS SET FORTH IN IRC SECTION 4958 AHSSHC USES ALL OF THE FOLLOWING TO ESTABLISH COMPENSATION OF THE CEO - COMPENSATION COMMITTEE, - INDEPENDENT COMPENSATION CONSULTANT, - COMPENSATION SURVEY OR STUDY, AND - APPROVAL BY THE BOARD OR COMPENSATION COMMITTEE
SUPPLEMENTAL INFORMATION	PART III	FORM 990, PART VII, SECTION A, LINE 5 AS DISCUSSED IN OUR RESPONSE TO SCHEDULE J, PART I, LINE 1A, 40% OF THE MEMBERSHIP INTEREST IN THE FILING ORGANIZATION IS HELD BY ADVENTIST HEALTH SYSTEM/SUNBELT, INC (AHSSI) AHSSI IS A WHOLLY-OWNED SUBSIDIARY OF ADVENTIST HEALTH SYSTEM SUNBELT HEALTHCARE CORPORATION (AHSSHC) BOTH AHSSI AND AHSSHC ARE ORGANIZATIONS EXEMPT FROM FEDERAL INCOME TAX UNDER IRC SECTION 501(C)(3) THE FOLLOWING INDIVIDUAL OFFICERS OF THE FILING ORGANIZATION ARE ON THE PAYROLL OF AND COMPENSATED BY AHSSHC FOR SERVICES PROVIDED TO THE FILING ORGANIZATION - DANIEL WOLCOTT - TOM VANDENHOVEN - STEVEN MILLER THE TYPE AND AMOUNT OF COMPENSATION PAID TO EACH OF THE INDIVIDUALS LISTED ABOVE BY AHSSHC FOR SERVICES RENDERED TO THE FILING ORGANIZATION IS DETAILED IN PART II OF THIS SCHEDULE J AHSSHC PROVIDES ELIGIBLE EXECUTIVES AN OPPORTUNITY TO PARTICIPATE IN THE AHS EXECUTIVE FLEX BENEFIT PROGRAM (THE PLAN) THE PURPOSE OF THE PLAN IS TO OFFER ELIGIBLE EXECUTIVES AN OPPORTUNITY TO ELECT FROM AMONG A VARIETY OF SUPPLEMENTAL BENEFITS, INCLUDING DEFERRED COMPENSATION BENEFITS TAXABLE UNDER INTERNAL REVENUE CODE (IRC) SECTION 457(F), TO INDIVIDUALLY TAILOR A BENEFITS PROGRAM APPROPRIATE TO EACH EXECUTIVE'S NEEDS THE PLAN PROVIDES ELIGIBLE PARTICIPANTS A PRE-DETERMINED BENEFITS ALLOWANCE CREDIT THAT IS EQUAL TO A PERCENTAGE OF THE EXECUTIVE'S BASE PAY FROM WHICH IS DEDUCTED THE COST OF MANDATORY AND ELECTIVE EMPLOYEE BENEFITS THE PRE-DETERMINED BENEFITS ALLOWANCE CREDIT PERCENTAGE IS APPROVED BY THE AHS BOARD STRATEGY & COMPENSATION COMMITTEE, AN INDEPENDENT COMMITTEE OF THE BOARD OF DIRECTORS OF AHSSHC ANY FUNDS THAT REMAIN AFTER THE COST OF MANDATORY AND ELECTIVE BENEFITS ARE SUBTRACTED FROM THE ANNUAL PRE-DETERMINED BENEFITS ALLOWANCE ARE CONTRIBUTED, AT THE EMPLOYEE'S OPTION, TO EITHER AN IRC 457(F) DEFERRED COMPENSATION ACCOUNT OR TO AN IRC 457(B) ELIGIBLE DEFERRED COMPENSATION PLAN UPON ATTAINMENT OF AGE 65, ALL PREVIOUS 457(F) DEFERRED AMOUNTS ARE PAID IMMEDIATELY TO THE PARTICIPANT AND ANY FUTURE EMPLOYER CONTRIBUTIONS ARE MADE QUARTERLY FROM THE PLAN DIRECTLY TO THE PARTICIPANT THE PLAN DOCUMENTS DEFINE AN EMPLOYEE WHO IS ELIGIBLE TO PARTICIPATE IN THE PLAN TO GENERALLY INCLUDE THE CHIEF EXECUTIVE OFFICERS OF AHS ENTITIES AND VICE PRESIDENTS OF ALL AHS ENTITIES WHOSE BASE SALARY IS AT LEAST \$210,000 THE PLAN PROVIDES FOR A CLASS YEAR VESTING SCHEDULE (2 YEARS FOR EACH CLASS YEAR) WITH RESPECT TO AMOUNTS ACCUMULATED IN THE EXECUTIVE'S 457(F) DEFERRED COMPENSATION ACCOUNT DISTRIBUTIONS COULD ALSO BE MADE FROM THE EXECUTIVE'S 457(F) DEFERRED COMPENSATION ACCOUNT UPON ATTAINMENT OF AGE 65 OR UPON AN INVOLUNTARY SEPARATION THE ACCOUNT IS FORFEITED BY THE EXECUTIVE UPON A VOLUNTARY SEPARATION DURING 2012, DANIEL WOLCOTT PARTICIPATED IN THE AHS EXECUTIVE FLEX BENEFIT PROGRAM EMPLOYER CONTRIBUTIONS TO THE PLAN WERE \$11,832 DURING 2012 MR WOLCOTT RECEIVED A DISTRIBUTION OF \$11,146 FROM THE PLAN IN 2012

Software ID:
Software Version:
EIN: 51-0603966
Name: TAKOMA REGIONAL HOSPITAL INC

Form 990, Schedule J, Part II - Officers, Directors, Trustees, Key Employees, and Highest Compensated Employees

(A) Name		(B) Breakdown of W-2 and/or 1099-MISC compensation			(C) Deferred compensation	(D) Nontaxable benefits	(E) Total of columns (B)(i)-(D)	(F) Compensation reported in prior Form 990 or Form 990-EZ
		(i) Base Compensation	(ii) Bonus & incentive compensation	(iii) Other compensation				
DANIEL WOLCOTT	(i) (ii)	231,875 0	25,000 0	22,716 0	25,430 0	36,826 0	341,847 0	11,138 0
GREGORY UHL MD	(i) (ii)	366,561 0	0 0	9,516 0	13,599 0	14,913 0	404,589 0	0 0
TOM VANDENHOVEN	(i) (ii)	138,990 0	25,000 0	8,059 0	8,777 0	24,112 0	204,938 0	0 0
DANIEL LEWIS MD	(i) (ii)	189,792 0	3,500 0	35,569 0	12,336 0	15,750 0	256,947 0	0 0
STEPHEN PURVIS DO	(i) (ii)	497,710 0	0 0	4,523 0	13,599 0	6,527 0	522,359 0	0 0
DORIS PURVIS MD	(i) (ii)	246,693 0	46,667 0	104,748 0	13,599 0	5,862 0	417,569 0	0 0
JOSEPH KRETSCHMAR MD	(i) (ii)	294,915 0	9,319 0	68,997 0	13,599 0	15,859 0	402,689 0	0 0
WILLIAM BRIDGES MD	(i) (ii)	267,039 0	26,473 0	29,695 0	13,599 0	14,715 0	351,521 0	0 0
GORDON L MARSA MD	(i) (ii)	270,437 0	18,475 0	10,321 0	13,599 0	15,289 0	328,121 0	0 0

Schedule L
(Form 990 or 990-EZ)

Transactions with Interested Persons

OMB No 1545-0047

2012

Open to Public Inspection

▶ Complete if the organization answered "Yes" on Form 990, Part IV, lines 25a, 25b, 26, 27, 28a, 28b, or 28c, or Form 990-EZ, Part V, line 38a or 40b.

▶ Attach to Form 990 or Form 990-EZ. ▶ See separate instructions.

Name of the organization
TAKOMA REGIONAL HOSPITAL INC

Employer identification number
51-0603966

Part I

Excess Benefit Transactions (section 501(c)(3) and section 501(c)(4) organizations only).

Complete if the organization answered "Yes" on Form 990, Part IV, line 25a or 25b, or Form 990-EZ, Part V, line 40b

1	(a) Name of disqualified person	(b) Relationship between disqualified person and organization	(c) Description of transaction	(d) Corrected?	
				Yes	No

2

Enter the amount of tax incurred by organization managers or disqualified persons during the year under section 4958 ▶ \$

3

Enter the amount of tax, if any, on line 2, above, reimbursed by the organization ▶ \$

Part II

Loans to and/or From Interested Persons.

Complete if the organization answered "Yes" on Form 990-EZ, Part V, line 38a, or Form 990, Part IV, line 26, or if the organization reported an amount on Form 990, Part X, line 5, 6, or 22

(a) Name of interested person	(b) Relationship with organization	(c) Purpose of loan	(d) Loan to or from the organization?		(e) Original principal amount	(f) Balance due	(g) In default?		(h) Approved by board or committee?		(i) Written agreement?	
			To	From			Yes	No	Yes	No	Yes	No
(1) DANIEL LEWIS MD	EMPLOYEE	EMPLOYMENT RELATED		X	125,000	4,797		No		No	Yes	
Total ▶ \$						4,797						

Part III

Grants or Assistance Benefitting Interested Persons.

Complete if the organization answered "Yes" on Form 990, Part IV, line 27.

(a) Name of interested person	(b) Relationship between interested person and the organization	(c) Amount of assistance	(d) Type of assistance	(e) Purpose of assistance

Part IV Business Transactions Involving Interested Persons.
Complete if the organization answered "Yes" on Form 990, Part IV, line 28a, 28b, or 28c.

(a) Name of interested person	(b) Relationship between interested person and the organization	(c) Amount of transaction	(d) Description of transaction	(e) Sharing of organization's revenues?	
				Yes	No
(1) LORI VANDENHOVEN	FAMILY OF BOARD MEMBER	25,083	EMPLOYEE COMPENSATION		No
(2) ELIZABETH A WILLIAMS	FAMILY OF BOARD MEMBER	12,479	FAMILY OF BOARD MEMBER		No

Part V Supplemental Information
Complete this part to provide additional information for responses to questions on Schedule L (see instructions)

Identifier	Return Reference	Explanation
------------	------------------	-------------

SCHEDULE O
(Form 990 or 990-EZ)

Department of the Treasury
Internal Revenue Service

Supplemental Information to Form 990 or 990-EZ

**Complete to provide information for responses to specific questions on
Form 990 or to provide any additional information.**
▶ Attach to Form 990 or 990-EZ.

OMB No 1545-0047

2012

**Open to Public
Inspection**

Name of the organization
TAKOMA REGIONAL HOSPITAL INC

Employer identification number

51-0603966

Identifier	Return Reference	Explanation
	FORM 990, PART IV, LINE 20B	<p>TAKOMA REGIONAL HOSPITAL, INC (TRH OR THE HOSPITAL) DID NOT UNDERGO AN INDEPENDENT FINANCIAL STATEMENT AUDIT FOR ITS TAX YEAR BEGINNING JULY 1, 2012 AND ENDING JUNE 30, 2013 TRH IS A NOT-FOR-PROFIT MEMBERSHIP ORGANIZATION WITH TWO MEMBERS THE MEMBERS OF THE FILING ORGANIZATION ARE ADVENTIST HEALTH SYSTEM/SUNBELT, INC (AHSSI) AND WELLMONT HEALTH SYSTEM (WHS) (COLLECTIVELY, THE MEMBERS) BOTH AHSSI AND WHS ARE NOT-FOR-PROFIT CORPORATIONS THAT ARE EXEMPT FROM FEDERAL INCOME TAX UNDER INTERNAL REVENUE CODE (IRC) SECTION 501(C)(3) EACH OF THE TWO MEMBERS HAS THE RIGHT TO ELECT, APPOINT OR REMOVE ANY THREE OF THE SIX MEMBERS OF THE BOARD OF DIRECTORS OF TRH BASED UPON THIS DIVISION OF CONTROL OVER THE POWER TO APPOINT THE GOVERNING BODY OF THE HOSPITAL, BOTH OF THE MEMBERS ACCOUNT FOR THEIR INTEREST IN TRH USING THE EQUITY METHOD AND DO NOT CONSOLIDATE TRH INTO THEIR OWN FINANCIAL STATEMENTS OR FINANCIAL STATEMENT AUDITS IRC SECTION 6033(B)(15)(B) STATES THAT A FORM 990 FILING ORGANIZATION THAT IS SUBJECT TO THE REQUIREMENTS OF IRC SECTION 501(R) MUST ATTACH A COPY OF ITS AUDITED FINANCIAL STATEMENTS (OR, IN THE CASE OF ANY ORGANIZATION THE FINANCIAL STATEMENTS OF WHICH ARE INCLUDED IN A CONSOLIDATED FINANCIAL STATEMENT WITH OTHER ORGANIZATIONS, SUCH CONSOLIDATED FINANCIAL STATEMENT) TO DATE, THE HOSPITAL IS NOT AWARE OF ANY GUIDANCE THAT HAS BEEN ISSUED BY THE IRS THAT ADDRESSES A SITUATION IN WHICH A HOSPITAL ORGANIZATION SUBJECT TO THE REQUIREMENTS OF SECTION 501(R) DOES NOT RECEIVE A SEPARATE AUDITED FINANCIAL STATEMENT AND IS NOT INCLUDED IN A CONSOLIDATED FINANCIAL STATEMENT WITH OTHER ORGANIZATIONS THERE IS NO STATED REQUIREMENT IN IRC SECTIONS 501(R) OR 6033(B)(15) THAT REQUIRES A FINANCIAL STATEMENT AUDIT FOR A HOSPITAL ORGANIZATION SUBJECT TO THE PROVISIONS OF SECTION 501(R) THE 2012 FORM 990 INSTRUCTIONS STATE THAT IF THE FILING ORGANIZATION OPERATED ONE OR MORE HOSPITAL FACILITIES AT ANY TIME DURING THE TAX YEAR, THEN IT MUST ATTACH A COPY OF ITS MOST RECENT AUDITED FINANCIAL STATEMENT AS NOTED IN OUR SCHEDULE O DISCLOSURE WITH RESPECT TO FORM 990, PART VI, SECTION B, LINE 15, ADVENTIST HEALTH SYSTEM/SUNBELT, INC (AHSSI) HOLDS A 40% MEMBER INTEREST IN THE FILING ORGANIZATION THE TOP TIER PARENT OF AHSSI IS ADVENTIST HEALTH SYSTEM SUNBELT HEALTHCARE CORPORATION, D/B/A ADVENTIST HEALTH SYSTEM (AHSSHC) BOTH AHSSI AND AHSSHC ARE ORGANIZATIONS EXEMPT FROM FEDERAL INCOME TAX UNDER IRC SECTION 501(C)(3) AHSSHC PROVIDES EXECUTIVE AND CERTAIN OTHER MANAGEMENT SERVICES TO THE FILING ORGANIZATION THE CONSOLIDATED 2012 FINANCIAL STATEMENT AUDIT FOR AHSSHC AND ITS CONTROLLED ENTITIES HAS BEEN ATTACHED TO THIS FORM 990 AS NOTED ABOVE, THE FILING ORGANIZATION IS ACCOUNTED FOR ON THE EQUITY METHOD IN THE ATTACHED AUDITED CONSOLIDATED FINANCIAL STATEMENTS FOR AHSSHC AND ITS CONTROLLED ENTITIES</p>

Identifier	Return Reference	Explanation
	FORM 990, PART VI, SECTION A, LINE 2	MARK WILLIAMS AND SHARON FOLK - BUSINESS RELATIONSHIP MARK WILLIAMS AND JAMES KILGORE, MD - BUSINESS RELATIONSHIP MARK WILLIAMS AND TOM VANDENHOVEN - BUSINESS RELATIONSHIP MARK WILLIAMS AND DANIEL LEWIS, MD - BUSINESS RELATIONSHIP

Identifier	Return Reference	Explanation
	FORM 990, PART VI, SECTION A, LINE 6	TAKOMA REGIONAL HOSPITAL, INC (THE FILING ORGANIZATION) HAS TWO MEMBERS THE MEMBERS OF THE FILING ORGANIZATION ARE ADVENTIST HEALTH SYSTEM/SUNBELT, INC (AHSSI) AND WELLMONT HEALTH SYSTEM (WHS) BOTH AHSSI AND WHS ARE NOT-FOR-PROFIT CORPORATIONS THAT ARE EXEMPT FROM FEDERAL INCOME TAX UNDER INTERNAL REVENUE CODE (IRC) SECTION 501(C)(3) THERE ARE NO OTHER CLASSES OF MEMBERSHIP IN THE FILING ORGANIZATION

Identifier	Return Reference	Explanation
	FORM 990, PART VI, SECTION A, LINE 7A	THE BOARD OF DIRECTORS OF THE FILING ORGANIZATION ARE APPOINTED BY AHSSI AND WHS, THE TWO MEMBERS OF THE FILING ORGANIZATION EACH OF THE TWO MEMBERS HAS THE RIGHT TO ELECT, APPOINT OR REMOVE ANY THREE OF THE SIX MEMBERS OF THE BOARD OF DIRECTORS OF THE FILING ORGANIZATION IN ADDITION, THE MEMBERS OF THE FILING ORGANIZATION APPOINT THE MEMBERS OF THE FILING ORGANIZATION'S HOSPITAL COMMUNITY BOARD

Identifier	Return Reference	Explanation
	FORM 990, PART VI, SECTION B, LINE 11	THE FILING ORGANIZATION'S CURRENT YEAR FORM 990 WAS REVIEWED BY THE BOARD OF DIRECTORS PRIOR TO ITS FILING WITH THE IRS. THE REVIEW CONDUCTED BY THE BOARD OF DIRECTORS DID NOT INCLUDE THE REVIEW OF ANY SUPPORTING WORKPAPERS THAT WERE USED IN PREPARATION OF THE CURRENT YEAR FORM 990, BUT DID INCLUDE A REVIEW OF THE ENTIRE FORM 990 AND ALL SUPPORTING SCHEDULES.

Identifier	Return Reference	Explanation
	FORM 990, PART VI, SECTION B, LINE 12C	<p>THE CONFLICT OF INTEREST POLICY OF THE FILING ORGANIZATION APPLIES TO MEMBERS OF ITS BOARD OF DIRECTORS, HOSPITAL COMMUNITY BOARD, AND ITS PRINCIPAL OFFICERS (TO BE KNOWN AS INTERESTED PERSONS) IN CONNECTION WITH ANY ACTUAL OR POSSIBLE CONFLICT OF INTERESTS, ANY INTERESTED PERSON MUST DISCLOSE THE EXISTENCE OF ANY FINANCIAL INTEREST WITH THE FILING ORGANIZATION AND MUST BE GIVEN THE OPPORTUNITY TO DISCLOSE ALL MATERIAL FACTS CONCERNING THE FINANCIAL INTEREST/ARRANGEMENT TO THE BOARD OF DIRECTORS/HOSPITAL COMMUNITY BOARD OF THE FILING ORGANIZATION OR TO ANY MEMBERS OF A COMMITTEE WITH BOARD DELEGATED POWERS THAT IS CONSIDERING THE PROPOSED TRANSACTION OR ARRANGEMENT SUBSEQUENT TO ANY DISCLOSURE OF ANY FINANCIAL INTEREST/ARRANGEMENT AND ALL MATERIAL FACTS, AND AFTER ANY DISCUSSION WITH THE RELEVANT BOARD MEMBER OR PRINCIPAL OFFICER, THE REMAINING MEMBERS OF THE BOARD OF DIRECTORS/HOSPITAL COMMUNITY BOARD OR COMMITTEE WITH BOARD DELEGATED POWERS SHALL DISCUSS, ANALYZE, AND VOTE UPON THE POTENTIAL FINANCIAL INTEREST/ARRANGEMENT TO DETERMINE IF A CONFLICT OF INTEREST EXISTS. ACCORDING TO THE FILING ORGANIZATION'S CONFLICT OF INTEREST POLICY, AN INTERESTED PERSON MAY MAKE A PRESENTATION TO THE BOARD OF DIRECTORS/HOSPITAL COMMUNITY BOARD (OR COMMITTEE WITH BOARD DELEGATED POWERS), BUT AFTER SUCH PRESENTATION, SHALL LEAVE THE MEETING DURING THE DISCUSSION OF, AND THE VOTE ON, THE TRANSACTION OR ARRANGEMENT THAT RESULTS IN A CONFLICT OF INTEREST. EACH INTERESTED PERSON, AS DEFINED UNDER THE FILING ORGANIZATION'S CONFLICT OF INTEREST POLICY, SHALL ANNUALLY SIGN A STATEMENT WHICH AFFIRMS THAT SUCH PERSON HAS RECEIVED A COPY OF THE CONFLICT OF INTERESTS POLICY, HAS READ AND UNDERSTANDS THE POLICY, HAS AGREED TO COMPLY WITH THE POLICY, AND UNDERSTANDS THAT THE FILING ORGANIZATION IS A CHARITABLE ORGANIZATION THAT MUST PRIMARILY ENGAGE IN ACTIVITIES WHICH ACCOMPLISH ONE OR MORE OF ITS EXEMPT PURPOSES. THE FILING ORGANIZATION'S CONFLICT OF INTEREST POLICY ALSO REQUIRES THAT PERIODIC REVIEWS SHALL BE CONDUCTED TO ENSURE THAT THE FILING ORGANIZATION OPERATES IN A MANNER CONSISTENT WITH ITS CHARITABLE PURPOSES.</p>

Identifier	Return Reference	Explanation
	FORM 990, PART VI, SECTION B, LINE 15	<p>ADVENTIST HEALTH SYSTEM/SUNBELT, INC (AHSSI) HOLDS A 40% MEMBER INTEREST IN THE FILING ORGANIZATION. THE TOP-TIER PARENT OF AHSSI IS ADVENTIST HEALTH SYSTEM SUNBELT HEALTHCARE CORPORATION (AHSSHC). AHSSHC IS THE PARENT ORGANIZATION OF A HEALTHCARE SYSTEM, KNOWN AS ADVENTIST HEALTH SYSTEM, THAT OPERATES HOSPITALS, NURSING HOME FACILITIES, AND OTHER HEALTHCARE PROVIDER ORGANIZATIONS. AHSSHC IS EXEMPT FROM FEDERAL INCOME TAX UNDER IRC SECTION 501(C)(3) PURSUANT TO A GROUP RULING ISSUED TO THE GENERAL CONFERENCE OF SEVENTH-DAY ADVENTISTS. THE INDIVIDUALS WHO SERVE AS THE CEO, CFO OR VICE PRESIDENT OF THE FILING ORGANIZATION ARE COMPENSATED BY AHSSHC FOR SERVICES PROVIDED TO THE FILING ORGANIZATION. COMPENSATION AND BENEFITS PROVIDED TO THESE INDIVIDUALS IS DETERMINED PURSUANT TO POLICIES, PROCEDURES, AND PROCESSES OF AHSSHC THAT ARE DESIGNED TO ENSURE COMPLIANCE WITH THE INTERMEDIATE SANCTIONS LAWS AS SET FORTH IN IRC SECTION 4958. AHSSHC HAS TAKEN STEPS TO ENSURE THAT PROCESSES ARE IN PLACE TO SATISFY THE REBUTTABLE PRESUMPTION OF REASONABLENESS STANDARD AS SET FORTH IN TREASURY REGULATION 53.4958-6 WITH RESPECT TO ITS ACTIVE EXECUTIVE-LEVEL POSITIONS. THE AHSSHC BOARD STRATEGY AND COMPENSATION COMMITTEE (THE COMMITTEE) SERVES AS THE GOVERNING BODY FOR ALL EXECUTIVE COMPENSATION MATTERS. THE COMMITTEE IS COMPOSED OF CERTAIN MEMBERS OF THE BOARD OF TRUSTEES (THE BOARD) OF AHSSHC. VOTING MEMBERS OF THE COMMITTEE INCLUDE ONLY INDIVIDUALS WHO SERVE ON THE BOARD AS INDEPENDENT REPRESENTATIVES OF THE COMMUNITY, WHO HOLD NO EMPLOYMENT POSITIONS WITH AHSSHC AND WHO DO NOT HAVE RELATIONSHIPS WITH ANY OF THE INDIVIDUALS WHOSE COMPENSATION IS UNDER THEIR REVIEW THAT IMPACTS THEIR BEST INDEPENDENT JUDGMENT AS FIDUCIARIES OF AHSSHC. THE COMMITTEE'S ROLE IS TO REVIEW AND APPROVE ALL COMPONENTS OF THE EXECUTIVE COMPENSATION PLAN OF AHSSHC. AS AN INDEPENDENT GOVERNING BODY WITH RESPECT TO EXECUTIVE COMPENSATION, IT SHOULD BE NOTED THAT THE COMMITTEE WILL OFTEN CONFER IN EXECUTIVE SESSIONS ON MATTERS OF COMPENSATION POLICY AND POLICY CHANGES. IN SUCH EXECUTIVE SESSIONS, NO MEMBERS OF MANAGEMENT OF AHSSHC ARE PRESENT. THE COMMITTEE IS ADVISED BY AN INDEPENDENT THIRD PARTY COMPENSATION ADVISOR. THIS ADVISOR PREPARES ALL THE BENCHMARK STUDIES FOR THE COMMITTEE. COMPENSATION LEVELS ARE BENCHMARKED WITH A NATIONAL PEER GROUP OF OTHER NOT-FOR-PROFIT HEALTHCARE SYSTEMS AND HOSPITALS OF SIMILAR SIZE AND COMPLEXITY TO AHS AND EACH OF ITS AFFILIATED ENTITIES. THE FOLLOWING PRINCIPLES GUIDE THE ESTABLISHMENT OF INDIVIDUAL EXECUTIVE COMPENSATION - THE SALARY OF THE PRESIDENT/CEO OF AHS WILL NOT EXCEED THE 40TH PERCENTILE OF COMPARABLE SALARIES PAID BY SIMILARLY SITUATED ORGANIZATIONS, AND - OTHER EXECUTIVE SALARIES SHALL BE ESTABLISHED USING MARKET MEDIANS. THE COMPENSATION PHILOSOPHY, POLICIES, AND PRACTICES OF AHSSHC ARE CONSISTENT WITH THE ORGANIZATION'S FAITH-BASED MISSION AND CONFORM TO APPLICABLE LAWS, REGULATIONS, AND BUSINESS PRACTICES. AS A FAITH-BASED ORGANIZATION SPONSORED BY THE SEVENTH-DAY ADVENTIST CHURCH (THE CHURCH), AHSSHC'S PHILOSOPHY AND PRINCIPLES WITH RESPECT TO ITS EXECUTIVE COMPENSATION PRACTICES REFLECT THE CONSERVATIVE APPROACH OF THE CHURCH'S MISSION OF SERVICE AND WERE DEVELOPED IN COUNSEL WITH THE CHURCH'S LEADERSHIP.</p>

Identifier	Return Reference	Explanation
	FORM 990, PART VI, SECTION C, LINE 19	THE FINANCIAL STATEMENTS OF THE FILING ORGANIZATION ARE NOT GENERALLY MADE AVAILABLE TO THE PUBLIC AS A WHOLE. AS NOTED PREVIOUSLY IN OUR RESPONSES TO QUESTION 6 OF SECTION A OF PART VI OF THIS FORM 990, THE FILING ORGANIZATION HAS TWO MEMBERS. AS NEITHER MEMBER IS CONSIDERED TO CONTROL THE FILING ORGANIZATION, THE FINANCIAL STATEMENTS OF THE FILING ORGANIZATION ARE NOT CONSOLIDATED WITHIN THE FINANCIAL STATEMENTS OF EITHER MEMBER. EACH MEMBER ACCOUNTS FOR ITS PROPORTIONATE OWNERSHIP SHARE OF THE EQUITY OF THE FILING ORGANIZATION IN ITS FINANCIAL STATEMENTS. THE FILING ORGANIZATION DOES NOT GENERALLY MAKE ITS GOVERNING DOCUMENTS OR CONFLICT OF INTEREST POLICY AVAILABLE TO THE PUBLIC.

Identifier	Return Reference	Explanation
OTHER FEES	FORM 990, PART IX, LINE 11G	RECRUITING PROGRAM SERVICE EXPENSES 219,487 MANAGEMENT AND GENERAL EXPENSES 0 FUNDRAISING EXPENSES 0 TOTAL EXPENSES 219,487 MISC PURCHASED SERVICE PROGRAM SERVICE EXPENSES 18,381 MANAGEMENT AND GENERAL EXPENSES 0 FUNDRAISING EXPENSES 0 TOTAL EXPENSES 18,381 PAYMENTS TO HEALTHCARE PROFESSIONAL PROGRAM SERVICE EXPENSES 970,706 MANAGEMENT AND GENERAL EXPENSES 0 FUNDRAISING EXPENSES 0 TOTAL EXPENSES 970,706 PROFESSIONAL FEES PROGRAM SERVICE EXPENSES 2,240,676 MANAGEMENT AND GENERAL EXPENSES 0 FUNDRAISING EXPENSES 0 TOTAL EXPENSES 2,240,676 PURCHASED MEDICAL SERVICES PROGRAM SERVICE EXPENSES 866,726 MANAGEMENT AND GENERAL EXPENSES 0 FUNDRAISING EXPENSES 0 TOTAL EXPENSES 866,726 ENVIRONMENTAL SERVICES PROGRAM SERVICE EXPENSES 29,824 MANAGEMENT AND GENERAL EXPENSES 0 FUNDRAISING EXPENSES 0 TOTAL EXPENSES 29,824 AHS/WHs MGMT FEES PROGRAM SERVICE EXPENSES 0 MANAGEMENT AND GENERAL EXPENSES 446,175 FUNDRAISING EXPENSES 0 TOTAL EXPENSES 446,175 BILLING & COLLECTION SERVICES PROGRAM SERVICE EXPENSES 0 MANAGEMENT AND GENERAL EXPENSES 1,165,684 FUNDRAISING EXPENSES 0 TOTAL EXPENSES 1,165,684

Identifier	Return Reference	Explanation
CHANGES IN NET ASSETS OR FUND BALANCES	FORM 990, PART XI, LINE 9	DONATION/GRANT FROM ADVENTIST HEALTH SYSTEM SUNBELT HEALTHCARE CORPORATION 100,000 DONATION FROM WELLMONT FOUNDATION 18,384 OTHER INCREASE IN UNRESTRICTED FUND BALANCE 9,001 CHANGE IN INTEREST IN FOUNDATION 36,615

Identifier	Return Reference	Explanation
	PART VI, SECTION A, LINE 1A	THE GOVERNMENT AND MANAGEMENT OF THE AFFAIRS OF TAKOMA REGIONAL HOSPITAL (TRH) IS VESTED IN ITS BOARD OF DIRECTORS. THE BOARD OF DIRECTORS HAS SUPERVISION, CONTROL AND DIRECTION OF THE MANAGEMENT, AFFAIRS AND PROPERTY OF THE CORPORATION, SHALL DETERMINE ITS POLICIES AND PERIODICALLY REVIEW THEM, AND SHALL ACTIVELY PURSUE ITS POLICIES AND OBJECTIVES AND SUPERVISE THE DISBURSEMENT OF ITS FUNDS. THE BOARD OF DIRECTORS IS COMPOSED OF SIX INDIVIDUALS WHO VOTE ON ALL MATTERS THAT COME BEFORE THIS GOVERNING BODY. THE BYLAWS OF TRH ALSO PROVIDE FOR A HOSPITAL COMMUNITY BOARD THAT MAY INCLUDE UP TO FIFTEEN VOTING MEMBERS. THE HOSPITAL COMMUNITY BOARD IS APPOINTED BY THE MEMBERS OF TRH, NAMELY ADVENTIST HEALTH SYSTEM/SUNBELT, INC. AND WELLMONT HEALTH SYSTEM. THE HOSPITAL COMMUNITY BOARD IS RESPONSIBLE TO OVERSEE THE OPERATION OF THE HOSPITAL AND POSSESSES ALL POWER RELATED TO THE MEDICAL STAFF OF THE HOSPITAL, INCLUDING THE POWER TO APPROVE ALL BYLAWS, RULES AND REGULATIONS WITH RESPECT TO THE MEDICAL STAFF.

**Audited
Consolidated
Financial
Statements**

December 31, 2012

Adventist Health System

Table of Contents

Consolidated Balance Sheets	2
Consolidated Statements of Operations and Changes in Net Assets	3
Consolidated Statements of Cash Flows	5
Notes to Consolidated Financial Statements	6
Report of Independent Certified Public Accountants	43

Consolidated Balance Sheets

December 31, 2012
and 2011

(dollars in thousands)

	2012	2011
ASSETS		
Current Assets		
Cash and cash equivalents	\$ 654.893	\$ 1,194.945
Investments (including investments pledged under securities lending program of \$3.000 in 2012 and \$11.262 in 2011)	3,285.606	2,538.407
Current portion of assets whose use is limited	216.767	167.392
Collateral held under securities lending program	3.060	11.492
Patient accounts receivable, less allowance for uncollectible accounts of \$176.190 in 2012 and \$149.031 in 2011	311.406	354.847
Estimated settlements from third parties	35.640	26.503
Other receivables	332.116	312.626
Inventories	153.614	141.819
Prepaid expenses and other current assets	73.257	54.362
	<u>5,066.359</u>	<u>4,802.393</u>
Property and Equipment	4,661.206	4,457.129
Assets Whose Use is Limited, net of current portion	419.908	432.183
Other Assets	497.622	431.391
	<u>\$ 10,645.095</u>	<u>\$ 10,123.096</u>
LIABILITIES AND NET ASSETS		
Current Liabilities		
Accounts payable and accrued liabilities	\$ 701.427	\$ 658.836
Estimated settlements to third parties	177.917	161.060
Payable under securities lending program	3.060	11.492
Other current liabilities	169.880	147.781
Short-term financings	136.945	161.002
Current maturities of long-term debt	88.089	73.915
	<u>1,277.318</u>	<u>1,214.086</u>
Long-Term Debt, net of current maturities	3,050.405	3,151.450
Other Noncurrent Liabilities	561.465	611.402
	<u>4,889.188</u>	<u>4,976.938</u>
Net Assets		
Unrestricted		
Controlling interest	5,549.868	4,951.429
Noncontrolling interests in subsidiaries	39.761	37.813
	<u>5,589.629</u>	<u>4,989.242</u>
Temporarily restricted – controlling interest	166.278	156.916
	<u>5,755.907</u>	<u>5,146.158</u>
Commitments and Contingencies		
	<u>\$ 10,645.095</u>	<u>\$ 10,123.096</u>

Adventist Health System

The accompanying notes are an integral part of these consolidated financial statements

Consolidated Statements of Operations and Changes in Net Assets

For the years ended
December 31, 2012
and 2011

(dollars in thousands)

	2012	2011
Revenue		
Patient service revenue	\$ 7,345,338	\$ 6,923,593
Provision for bad debts	(330,877)	(260,508)
Net patient service revenue	7,014,461	6,663,085
EHR incentive payments	57,982	55,886
Other	274,154	266,971
Total operating revenue	7,346,597	6,985,942
Expenses		
Employee compensation	3,524,445	3,365,242
Supplies	1,311,364	1,248,340
Professional fees	442,094	420,745
Other	994,047	963,095
Interest	146,524	163,856
Depreciation and amortization	415,653	398,069
Total operating expenses	6,834,127	6,559,347
Income from Operations	512,470	426,595
Nonoperating (Losses) Gains		
Investment income	77,213	67,376
Change in fair value of interest rate swaps	289	4,866
Loss from early extinguishment of debt	(82,186)	(20,710)
Total nonoperating (losses) gains	(4,684)	51,532
Excess of revenue and gains over expenses and losses	507,786	478,127
Less: Excess of revenue and gains over expenses and losses attributable to noncontrolling interests	(2,828)	(3,955)
Excess of Revenue and Gains over Expenses and Losses Attributable to Controlling Interest	504,958	474,172

Consolidated Statements of Operations and Changes in Net Assets (continued)

For the years ended
December 31, 2012
and 2011

(dollars in thousands)

	2012	2011
Unrestricted Net Assets		
Excess of revenue and gains over expenses and losses attributable to controlling interest	\$ 504.958	\$ 474.172
Excess of revenue and gains over expenses and losses attributable to noncontrolling interests	2.828	3.955
Change in unrealized gains and losses on investments	22.631	(6.558)
Change in fair value of cash flow hedges	(1.544)	(34.557)
Reclassification of accumulated loss related to terminated cash flow hedges to loss from early extinguishment of debt	73.544	12.027
Accumulated derivative loss reclassified into excess of revenue and gains over expenses and losses	10.028	10.663
Net assets released from restrictions for purchase of property and equipment	15.287	28.227
Pension related changes other than net periodic pension benefit	(27.397)	(15.591)
Other	52	(1.215)
Increase in unrestricted net assets before discontinued operations	600.387	471.123
Discontinued operations	—	(28.201)
Increase in unrestricted net assets	600.387	442.922
Temporarily Restricted Net Assets		
Investment income	2.909	968
Gifts and grants	31.081	31.889
Net assets released from restrictions for purchase of property and equipment or use in operations	(28.032)	(42.646)
Other	3.404	(1.076)
Increase (decrease) in temporarily restricted net assets before discontinued operations	9.362	(10.865)
Discontinued operations	—	(21)
Increase (decrease) in temporarily restricted net assets	9.362	(10.886)
Increase in Net Assets	609.749	432.036
Net assets, beginning of year	5,146.158	4,714.122
Net assets, end of year	<u>\$ 5,755.907</u>	<u>\$ 5,146.158</u>

Consolidated Statements of Cash Flows

For the years ended
December 31, 2012
and 2011

(dollars in thousands)

	2012	2011
Operating Activities	\$ 988,317	\$ 804,264
Investing Activities		
Purchases of property and equipment, net	(657,310)	(604,034)
Sales and maturities of investments	13,558,555	15,469,975
Purchases of investments	(14,283,195)	(15,468,977)
Sales and maturities of assets whose use is limited	527,351	694,024
Purchases of assets whose use is limited	(566,461)	(612,702)
Decrease in collateral held under securities lending program	8,432	39,958
Net proceeds from sale of controlling interest in a subsidiary	9,794	—
Decrease in cash due to discontinued operations	—	(7,802)
Increase in other assets	(37,295)	(7,404)
	<u>(1,440,129)</u>	<u>(496,962)</u>
Financing Activities		
Repayments of long-term borrowings	(1,092,639)	(561,023)
Additional long-term borrowings	1,019,465	444,313
Repayments of short-term borrowings	(54,031)	(13,537)
Additional short-term borrowings	20,000	4,219
Payment of deferred financing costs	(6,593)	(4,435)
Decrease in payable under securities lending program	(8,432)	(39,958)
Restricted gifts and grants and investment income	33,990	32,857
	<u>(88,240)</u>	<u>(137,564)</u>
(Decrease) Increase in Cash and Cash Equivalents	<u>(540,052)</u>	<u>169,738</u>
Cash and cash equivalents at beginning of year	1,194,945	1,025,207
Cash and Cash Equivalents at End of Year	<u><u>\$ 654,893</u></u>	<u><u>\$ 1,194,945</u></u>
Operating Activities		
Increase in net assets	\$ 609,749	\$ 432,036
Discontinued operations	—	28,222
Depreciation	412,004	394,820
Amortization of intangible assets	3,649	3,249
Amortization of deferred financing costs and original issue discounts and premiums	(1,217)	(525)
Loss on extinguishment of debt, excluding reclassification of accumulated derivative loss	8,642	8,683
Change in unrealized gains and losses on investments	(22,631)	6,558
Change in fair value of interest rate swaps	1,255	29,691
Restricted gifts and grants and investment income	(33,990)	(32,857)
Changes in operating assets and liabilities		
Patient accounts receivable	41,841	(31,796)
Other receivables	(19,513)	(37,392)
Other current assets	(35,434)	(13,778)
Accounts payable and accrued liabilities	44,075	64,402
Estimated settlements to third parties	7,720	(20,462)
Other current liabilities	22,249	(20,421)
Other noncurrent liabilities	(50,082)	(6,166)
	<u><u>\$ 988,317</u></u>	<u><u>\$ 804,264</u></u>

Adventist Health System

The accompanying notes are an integral part of these consolidated financial statements

Notes to Consolidated Financial Statements

*For the years ended
December 31, 2012
and 2011
(dollars in thousands)*

Adventist Health System

1. Significant Accounting Policies

Reporting Entity

Adventist Health System Sunbelt Healthcare Corporation d/b/a Adventist Health System (Healthcare Corporation) is a not-for-profit healthcare corporation that operates and controls hospitals, nursing homes and philanthropic foundations (referred to herein collectively as the System). The affiliated hospitals, nursing homes and philanthropic foundations are operated or controlled through their by-laws, governing board appointments or operating agreements by Healthcare Corporation. The System's 42 hospitals, 16 nursing homes and philanthropic foundations operate in 10 states – Colorado, Florida, Georgia, Illinois, Kansas, Kentucky, North Carolina, Tennessee, Texas and Wisconsin.

Healthcare Corporation and the System are collectively controlled by the Lake Union Conference of Seventh-day Adventists, the Mid-America Union Conference of Seventh-day Adventists, the Southern Union Conference of Seventh-day Adventists and the Southwestern Union Conference of Seventh-day Adventists.

SunSystem Development Corporation (Foundation) is a charitable foundation operated by the System for the benefit of the hospitals that are divisions or controlled affiliates of Healthcare Corporation. The board of directors is appointed by the board of directors of the System. The Foundation is involved in philanthropic activities.

Mission

The System exists solely to improve and enhance our local communities that we serve in harmony with Christ's healing ministry. All financial resources and excess of revenue and gains over expenses and losses are used to benefit the communities in the areas of patient care, research, education, community service and capital reinvestment.

Specifically, the System provides:

- Benefit to the underprivileged, by offering services free of charge or deeply discounted to those who cannot pay, and by supplementing the unreimbursed costs of the government's Medicaid assistance program.

- Benefit to the elderly, as provided through governmental Medicare funding, by subsidizing the unreimbursed costs associated with this care.

- Benefit to the community's overall health and wellness through clinics and primary care services, health education and screenings, in-kind donations, extended education and research.

- Benefit to the faith-based and spiritual needs of the community in accordance with our mission of extending the healing ministry of Christ.

- Benefit to the community's infrastructure by investing in capital improvements to ensure the facilities and technology provide the best possible care to the community.

Principles of Consolidation

The accompanying consolidated financial statements include the accounts of Adventist Health System/Sunbelt, Inc. (Sunbelt), the Foundation and other affiliated organizations that are controlled by Healthcare Corporation. Any subsidiary or other

Notes to Consolidated Financial Statements

*For the years ended
December 31, 2012
and 2011
(dollars in thousands)*

operations owned and controlled by divisions or controlled affiliates of Healthcare Corporation are included in these consolidated financial statements. Investments in entities where Healthcare Corporation does not have operating control are recorded under the equity or cost method of accounting. Income from unconsolidated entities is included in other operating revenue in the accompanying consolidated statements of operations and changes in net assets. All significant intercompany accounts and transactions have been eliminated in consolidation.

Use of Estimates

The preparation of these consolidated financial statements in conformity with accounting principles generally accepted in the United States requires management to make estimates and assumptions that affect the amounts reported in the consolidated financial statements and accompanying notes. Actual results could differ from those estimates.

Recent Accounting Pronouncements

In May 2011, the Financial Accounting Standards Board (FASB) issued Accounting Standards Update (ASU) No. 2011-04, *Amendments to Achieve Common Fair Value Measurement and Disclosure Requirements in U.S. Generally Accepted Accounting Principles (GAAP) and International Financial Reporting Standards (IFRS)* (ASU 2011-04). The amendments in ASU 2011-04 result in common fair value measurement and disclosure requirements in GAAP and IFRS. ASU 2011-04 also changes the wording used to describe many of the requirements in GAAP for measuring fair value and for disclosing information about fair value measurements. This new guidance is effective for fiscal years and interim periods within those fiscal years beginning after December 15, 2011. The adoption of this standard did not have an impact on the System's consolidated financial statements.

In December 2011, the FASB issued ASU No. 2011-11, *Disclosures about Offsetting Assets and Liabilities* (ASU 2011-11), an amendment to the accounting guidance for disclosure of offsetting assets and liabilities. In January 2013, the FASB issued ASU No. 2013-01, *Clarifying the Scope of Disclosures about Offsetting Assets and Liabilities* (ASU 2013-01). These ASUs expand the disclosure requirements in that entities will be required to disclose both gross and net information about instruments and transactions eligible for offset in the balance sheet. This new guidance is effective for fiscal years beginning on or after January 1, 2013. The adoption of this standard will not have an impact on the System's consolidated financial statements.

In July 2012, the FASB issued ASU No. 2012-02, *Testing Indefinite-Lived Intangible Assets for Impairment* (ASU 2012-02). ASU 2012-02 simplifies the guidance for testing the impairment of indefinite-lived intangible assets by permitting an entity to first assess qualitative factors to determine whether it is necessary to perform the quantitative impairment test. The quantitative impairment test is no longer required unless it is determined, based on a qualitative assessment, that it is more likely than not that the indefinite-lived intangible asset is impaired. ASU 2012-02 is effective for annual and interim impairment tests performed for fiscal years beginning after September 15, 2012, with early adoption permitted. The adoption of this standard in 2012 did not have an impact on the System's consolidated financial statements.

Notes to Consolidated Financial Statements

*For the years ended
December 31, 2012
and 2011
(dollars in thousands)*

Net Patient Service Revenue, Patient Accounts Receivable and Allowance for Uncollectible Accounts

The System's patient acceptance policy is based on its mission statement and its charitable purposes. Accordingly, the System accepts patients in immediate need of care, regardless of their ability to pay. The System serves certain patients whose medical care costs are not paid at established rates. These patients include those sponsored under government programs, such as Medicare and Medicaid, those sponsored under private contractual agreements, charity patients and other uninsured patients who have limited ability to pay. A patient is classified as a charity patient based on the established policies of the System, which require that the patient provide certain information to qualify for charity. Patients that qualify for charity are provided services for which no payment is due for all or a portion of the patient's bill from either the patient or other third parties. For financial reporting purposes, charity care is excluded from patient service revenue.

For patients that do not qualify for charity, patient service revenue is reported at estimated net realizable amounts for services rendered. The System recognizes patient service revenue associated with patients who have third-party payor coverage on the basis of contractual rates for the services rendered. For uninsured patients that do not qualify for charity care, revenue is recognized on the basis of discounted rates in accordance with the System's policy.

Patient service revenue is reduced by the provision for bad debts and accounts receivable are reduced by an allowance for uncollectible accounts. These amounts are based on management's assessment of historical and expected net collections for each major payor source, considering business and economic conditions, trends in healthcare coverage and other collection indicators. Management regularly reviews collections data by major payor sources in evaluating the sufficiency of the allowance for uncollectible accounts. On the basis of historical experience, a significant portion of the System's self-pay patients will be unable or unwilling to pay for the services provided. Thus, the System records a significant provision for bad debts in the period services are provided related to self-pay patients. The System's allowance for uncollectible accounts for self-pay patients was 97% of self-pay accounts receivable as of December 31, 2012 and 2011. For receivables associated with patients who have third-party coverage, the System analyzes contractually due amounts and provides an allowance for uncollectible accounts and a provision for bad debts, if necessary. Accounts receivable are written off after collection efforts have been followed in accordance with the System's policies.

For all patients other than charity patients, patient service revenue, net of contractual allowances and self-pay discounts and before the provision for bad debts, recognized from major payor sources is as follows:

	Year Ended December 31	
	2012	2011
Third-party payors, net of contractual allowances	\$ 6,977,094	\$ 6,621,484
Self-pay patients, net of discounts	368,244	302,109
	<u>\$ 7,345,338</u>	<u>\$ 6,923,593</u>

The System changed its uninsured discount policy, effective January 1, 2011, as required by the Patient Protection and Affordable Care Act (Act). The Act has resulted in an increase in self-pay discounts, which are a reduction of patient service revenue, and a corresponding decrease in self-pay write-offs that are included in the provision for bad debts. Overall, the total of self-pay discounts and write-offs has not

Notes to Consolidated Financial Statements

*For the years ended
December 31, 2012
and 2011
(dollars in thousands)*

changed significantly for the years ended December 31, 2012 and 2011. The System has not experienced significant changes in write-off trends and has not changed its charity care policy for the years ended December 31, 2012 or 2011.

The System has determined, based on an assessment at the reporting-entity level, that patient service revenue is primarily recorded prior to assessing the patient's ability to pay and as such, the entire provision for bad debts is recorded as a deduction from patient service revenue in the accompanying consolidated statements of operations and changes in net assets.

Third-Party Reimbursement Arrangements

Revenue from the Medicare and Medicaid programs represents approximately 33% and 36% of the System's patient service revenue for the years ended December 31, 2012 and 2011, respectively. Laws and regulations governing the Medicare and Medicaid programs are extremely complex and subject to interpretation. As a result, there is at least a reasonable possibility that recorded estimates will change by a material amount in the near term. Other than the accounts receivable related to the Medicare and Medicaid programs, there are no significant concentrations of accounts receivable due from an individual payor at December 31, 2012 and 2011.

The System was a party to a settlement agreement dated April 5, 2012 with the United States Department of Health and Human Services (HHS), the Secretary of HHS and the Centers for Medicare and Medicaid Services (CMS). The System, along with a group of other Medicare providers, had challenged CMS' implementation of the rural floor budget neutrality provision of the Balance Budget Act of 1997, which effectively understated the standard amount paid through the inpatient prospective payment system for a number of years. Under the settlement agreement, the System received \$52,769 during the year ended December 31, 2012 and recognized this amount as patient service revenue in the accompanying consolidated statements of operations and changes in net assets. Related professional fees of \$5,277 are included in operating expenses for the year ended December 31, 2012 in the accompanying consolidated statements of operations and changes in net assets.

The System is subject to retroactive revenue adjustments due to future audits, reviews and investigations. Retroactive adjustments are considered in the recognition of revenue on an estimated basis in the period the related services are rendered, and such amounts are adjusted in future periods as adjustments become known or as years are no longer subject to such audits, reviews and investigations. Adjustments to revenue related to prior periods, excluding amounts received from the CMS settlement discussed above, increased patient service revenue by approximately \$49,500 and \$46,600 for the years ended December 31, 2012 and 2011, respectively.

Charity Care

As discussed previously, the System's patient acceptance policy is based on its mission statement and its charitable purposes and as such, the System accepts patients in immediate need of care, regardless of their ability to pay. Patients that provide the necessary information to qualify for charity are provided services for which no payment is due for all or a portion of the patient's bill. Therefore, charity care is excluded from patient service revenue and the cost of providing such care is recognized within operating expenses.

The System estimates the direct and indirect costs of providing charity care by applying a cost to gross charges ratio to the gross uncompensated charges associated with providing charity care to patients. The System also receives certain funds to

Notes to Consolidated Financial Statements

*For the years ended
December 31, 2012
and 2011
(dollars in thousands)*

offset or subsidize charity services provided. These funds are primarily received from uncompensated care programs sponsored by various states, whereby healthcare providers within the state pay into an uncompensated care fund and the pooled funds are then redistributed based on state specific criteria. The cost of providing charity care, amounts paid by the System into uncompensated care funds and amounts received by the System to offset or subsidize charity services are as follows for the years ended December 31, 2012 and 2011, respectively.

	Year Ended December 31	
	2012	2011
Cost of providing charity care	<u>\$ 301,591</u>	<u>\$ 294,737</u>
Funds paid into trusts (included in other expenses)	\$ (117,480)	\$ (99,214)
Funds received to offset or subsidize charity services (included in net patient service revenue)	75,744	77,351
	<u>\$ (41,736)</u>	<u>\$ (21,863)</u>

EHR Incentive Payments

The American Recovery and Reinvestment Act of 2009 included provisions for implementing health information technology under the Health Information Technology for Economic and Clinical Health Act. The provisions were designed to increase the use of electronic health record (EHR) technology and establish the requirements for a Medicare and Medicaid incentive payment program beginning in 2011 for eligible providers that adopt and meaningfully use certified EHR technology. Eligibility for annual Medicare incentive payments is dependent on providers demonstrating meaningful use of EHR technology in each period over a four-year period. Initial Medicaid incentive payments are available to providers that adopt, implement or upgrade certified EHR technology. Providers must demonstrate meaningful use of such technology in subsequent years to qualify for additional Medicaid incentive payments.

The System accounts for EHR incentive payments as a gain contingency. Income from Medicare incentive payments is recognized as revenue after the System has demonstrated that it complied with the meaningful use criteria over the entire applicable compliance period and the cost report period that will be used to determine the final incentive payment has ended. The System recognized revenue from Medicaid incentive payments after it adopted certified EHR technology in its first year of participation and demonstrated compliance with the meaningful use criteria over the remaining compliance periods. Incentive payments totaling \$57,982 and \$55,886 for the years ended December 31, 2012 and 2011, respectively, are included in total operating revenue in the accompanying consolidated statements of operations and changes in net assets. Income from incentive payments is subject to retrospective adjustment as the incentive payments are calculated using Medicare cost report data that is subject to audit. Additionally, the System's compliance with the meaningful use criteria is subject to audit by the federal government.

Excess of Revenue and Gains over Expenses and Losses

The consolidated statements of operations and changes in net assets include excess of revenue and gains over expenses and losses, which is analogous to income from continuing operations of a for-profit enterprise. Changes in unrestricted net assets that are excluded from excess of revenue and gains over expenses and losses, consistent with industry practice, include changes in unrealized gains and losses on certain investments, changes in the fair value of derivative financial instruments that

Notes to Consolidated Financial Statements

*For the years ended
December 31, 2012
and 2011
(dollars in thousands)*

qualify as cash flow hedges, pension-related changes other than net periodic pension costs and contributions of long-lived assets (including assets acquired using contributions which, by donor restriction, were to be used for the purposes of acquiring such assets)

Contributed Resources

Resources restricted by donors for specific operating purposes or a specified time period are held as temporarily restricted net assets until expended for the intended purpose or until the specified time restrictions are met, at which time they are reported as other revenue. Resources restricted by donors for additions to property and equipment are held as temporarily restricted net assets until the assets are placed in service, at which time they are reported as transfers to unrestricted net assets. Gifts, grants and bequests not restricted by donors are reported as other revenue. At December 31, 2012 and 2011, temporarily restricted net assets are available for various programs and capital expenditures at the System's hospitals.

Cash Equivalents

Cash equivalents include all highly liquid investments, including certificates of deposit and commercial paper with maturities not in excess of three months when purchased. Interest income on cash equivalents is included in investment income.

Functional Expenses

The System does not present expense information by functional classification because its resources and activities are primarily related to providing healthcare services. Further, since the System receives substantially all of its resources from providing healthcare services in a manner similar to a business enterprise, other indicators contained in the accompanying consolidated financial statements are considered important in evaluating how well management has discharged its stewardship responsibilities.

Investments

Investment securities, excluding alternative investments accounted for under the equity method, are recorded at fair value. The cost of securities sold is based on the specific identification method. Investment income or loss includes realized gains and losses, interest, dividends and certain unrealized gains and losses. The investment income or loss on investments that are restricted by donor or law is recorded as increases or decreases to temporarily restricted net assets. The System accounts for investment transactions on a settlement-date basis.

Management has designated primarily all fixed-income and equity instruments as other-than-trading securities and, accordingly, changes in unrealized gains and losses are included in unrestricted net assets.

Alternative Investments – Equity Method

As part of its investment strategy, the System invests in alternative investments (primarily hedge funds) through partnership investment trusts. The partnership investment trusts generally contract with managers who have full discretionary authority over the investment decisions. The System accounts for its ownership interest in these alternative investments under the equity method. Accordingly, the System's share of the hedge funds' income or loss, both realized and unrealized, is recognized as investment income or loss, which is a component of excess of revenue and gains over expenses and losses. Alternative investments accounted for using the equity method totaled \$602,114 and \$713,523 at December 31, 2012 and 2011, respectively, and were classified as investments and assets whose use is limited in the accompanying consolidated balance sheets.

Notes to Consolidated Financial Statements

For the years ended
December 31, 2012
and 2011
(dollars in thousands)

Alternative Investments – Fair Value

The System has a wholly-owned subsidiary, AHS-K2 Alternatives Portfolio, Ltd (Fund), that primarily invests in alternative investments (primarily hedge funds) through partnership investment trusts. The Fund is managed by an external investment manager (Manager) in accordance with the investment guidelines contained within the limited liability company agreement.

The strategies of the underlying funds held by the Fund, as of December 31, 2012 and 2011, are described below.

Commodity The underlying funds trade in agricultural, metal and energy markets at various stages in the commodity cycle.

Currency The underlying funds invest both long and short in currencies (i.e. spot, forward, futures or options) on a global basis.

Event Driven The underlying funds focus on identifying and analyzing securities that may benefit from the occurrence of specific corporate events.

Global Macro The underlying funds invest in products that may benefit from overall economical and political views of various countries.

Insurance The underlying funds invest across instruments, the value of which is driven by insurance related events primarily related to property and life insurance. Risk is managed by diversifying over geography, insurance type and sensitivity to insured losses among other factors. The strategy is a tool to reduce overall investment risk as underlying insurance risk factors are less sensitive to general market factors.

Long Short The underlying funds invest both long and short, primarily in common stocks, based on the manager's perception of such securities being undervalued or overvalued in the market. Some of the managers may specialize in specific sectors or industries.

Multi-strategy The underlying funds invest in multiple strategies to diversify risks and reduce volatility.

Relative Value The underlying funds utilize non-directional strategies. Relative value investing involves trading around the mispricing of two related securities using various types of securities or instruments.

Specialist Credit The underlying funds seek to generate superior risk-adjusted returns from a combination of capital appreciation and current income by opportunistically investing and trading in a diversified portfolio of credit-related securities and other instruments.

Structured Credit The underlying funds invest across structured credit markets including agency and non-agency residential mortgage-backed securities, commercial mortgage-backed securities and asset-backed securities.

The Fund follows the Financial Services-Investment Companies Topic of the Accounting Standards Codification (ASC) (ASC 946), which requires that the investments in the underlying funds be recorded at fair value. The fair value of the

Notes to Consolidated Financial Statements

*For the years ended
December 31, 2012
and 2011
(dollars in thousands)*

underlying hedge funds is determined in good faith by the Manager in accordance with GAAP and generally represents the Fund's proportionate share of the net assets of the underlying funds as reported by the managers. Unrealized appreciation and depreciation resulting from valuing the underlying funds is recognized as investment income or loss, which is a component of excess of revenue and gains over expenses and losses.

The Fund follows the Fair Value Measurement Topic of the ASC (ASC 820) for estimating the fair value of the underlying funds that have calculated a net asset value (NAV) per share in accordance with ASC 946. Accordingly, the Fund uses NAV as reported by the managers as a practical expedient to determine the fair value of those underlying funds that do not have a readily determinable fair value and either have the attributes of an investment company or prepare their financial statements consistent with the measurement principles of an investment company. As of December 31, 2012 and 2011, the fair value of all underlying funds has been determined using the NAV of the underlying funds.

The Manager uses its best judgment in estimating the fair value of these investments. As there are inherent limitations in any estimation technique, the fair value estimates presented herein are not necessarily indicative of an amount that could be realized in an actual transaction and the differences could be material.

Alternative investments accounted for at fair value totaled \$211,164 and \$213,094 as of December 31, 2012 and 2011, respectively, and were classified as investments and assets whose use is limited in the accompanying consolidated balance sheets.

Lock-up Provisions At December 31, 2012, certain funds cannot currently be redeemed because the funds include restrictions that do not allow for redemption in the first 12 months after investment. These restrictions are referred to as lock-ups. At December 31, 2012, underlying funds with lock-up provisions expiring by November 30, 2013 totaled \$23,395. Certain other underlying funds may charge a withdrawal fee ranging from 1% to 5% if the Fund liquidates its investment prior to the expiration of the lock-up periods. At December 31, 2012, these underlying funds totaling \$36,517 have lock-up provisions that expire through November 30, 2013. The remaining funds totaling \$151,252 have no such restrictions.

Redemption Terms Upon the expiration of lock-up provisions, the Fund has the ability to liquidate its investments periodically in accordance with the provisions of the respective agreements with the underlying funds. The underlying funds have either monthly, quarterly or annual redemption terms. Certain funds with quarterly redemption terms allow redemptions of up to 25% of the investment each quarter and as such, a period of 12 months would be required to fully redeem these investments.

Certain agreements may also allow the underlying fund to temporarily suspend redemptions or place other temporary restrictions, such as gate provisions or side pockets. Investments that cannot be fully redeemed within 90 days or less due to lock-up provisions and redemption terms totaled \$70,299 and \$24,619 as of December 31, 2012 and 2011, respectively.

Assets Whose Use is Limited

Certain of the System's investments are limited as to use through board resolution, by provisions of contractual arrangements, under the terms of bond indentures or under

Notes to Consolidated Financial Statements

*For the years ended
December 31, 2012
and 2011
(dollars in thousands)*

the terms of other trust agreements. These investments are classified as assets whose use is limited in the accompanying consolidated balance sheets. Interest and dividend income and realized gains and losses on assets whose use is limited are reported as investment income within nonoperating gains (losses).

Securities Lending Program

The System participates in securities lending transactions with the custodian of its investments, whereby a portion of its investments is loaned to certain brokerage firms in return for cash and securities from the brokers as collateral for the investments loaned, usually on a short-term basis. Collateral provided by brokers is maintained at levels approximating 102% of the fair value of the securities on loan and is adjusted for daily market fluctuations. The fair value of collateral held for loaned securities is reported as collateral held under securities lending program, with a corresponding obligation reported for repayment of such collateral upon settlement of the lending transaction.

Derivative Financial Instruments

The System accounts for its derivative financial instruments as required by the Derivative and Hedging Topic of the ASC (ASC 815) and the Health Care Entities Derivative and Hedging Topic of the ASC (ASC 954-815). ASC 954-815 requires that not-for-profit healthcare entities apply the provisions of ASC 815 (including the provisions pertaining to cash flow hedge accounting) in the same manner as for-profit enterprises.

ASC 815 requires companies to recognize all derivative instruments as either assets or liabilities in the balance sheet at fair value. The accounting for changes in the fair value (i.e., gains or losses) of a derivative instrument depends on whether it has been designated and qualifies as part of a hedging relationship and further, on the type of hedging relationship. For those derivative instruments that are designated and qualify as hedging instruments, a company must designate the hedging instrument, based upon the exposure being hedged, as a fair value hedge, cash flow hedge, or a hedge of the foreign currency exposure of a net investment in a foreign operation.

The System is exposed to certain risks relating to its ongoing operations. The primary risk managed by using derivative instruments is interest rate risk. Interest rate swaps are entered into to manage interest rate risk associated with the System's fixed and variable-rate borrowings. In accordance with ASC 815, the System designates certain interest rate swaps as cash flow hedges of variable-rate borrowings. The System has no derivative instruments that are designated as fair value hedges or as hedges of the foreign currency exposure of a net investment in a foreign operation.

Sale of Patient Accounts Receivable

The System and certain of its member affiliates maintain a program (Program) for the continuous sale of certain patient accounts receivable to the Highlands County, Florida, Health Facilities Authority (Highlands) on a nonrecourse basis. As of December 31, 2011, Highlands had partially financed the purchase of the patient accounts receivable through the issuance of tax-exempt, variable-rate bonds (Bonds), of which \$304,230 were outstanding. During 2012, Highlands refinanced the Bonds through a private placement of variable-rate bonds (New Bonds) with a mandatory tender in February 2017 and a final maturity in November 2027. Additionally, the amount of New Bonds supporting the Program was increased and as of December 31, 2012, \$410,000 was outstanding. Accordingly, this increased the proceeds received by the System under the Program by \$105,770.

Notes to Consolidated Financial Statements

*For the years ended
December 31, 2012
and 2011
(dollars in thousands)*

As of December 31, 2012 and 2011, the estimated net realizable value, as defined in the underlying agreements, of patient accounts receivable sold by the System and removed from the accompanying consolidated balance sheets was \$675,966 and \$569,129, respectively. The patient accounts receivable sold consist primarily of amounts due from government programs and commercial insurers. The proceeds received from Highlands consist of cash from the Bonds, a note on a subordinated basis with the Bonds and a note on a parity basis with the Bonds. The note on a subordinated basis with the Bonds is in an amount to provide the required over-collateralization of the Bonds and was \$115,641 and \$85,808 at December 31, 2012 and 2011, respectively. The note on a parity basis with the Bonds is the excess of eligible accounts receivable sold over the sum of cash received and the subordinated note and was \$150,325 and \$179,091 at December 31, 2012 and 2011, respectively. These notes are included in other receivables (current) in the accompanying consolidated balance sheets. Due to the nature of the patient accounts receivable sold, collectability of the subordinated and parity notes is not significantly impacted by credit risk.

Inventories

Inventories (primarily pharmaceuticals and medical supplies) are stated at the lower of cost or market using the first-in, first-out method of valuation.

Property and Equipment

Property and equipment are reported on the basis of cost, except for donated items, which are recorded at fair value at the date of the donation. Expenditures that materially increase values, change capacities or extend useful lives are capitalized. Depreciation is computed primarily utilizing the straight-line method over the expected useful lives of the assets. Amortization of capitalized leased assets is included in depreciation expense and allowances for depreciation.

Goodwill

Goodwill represents the excess of the purchase price and related costs over the value assigned to the net tangible and identifiable intangible assets of the businesses acquired. These amounts are included in other assets (noncurrent) in the accompanying consolidated balance sheets and are evaluated annually for impairment or when there is an indicator of impairment.

Management performed a qualitative assessment of goodwill impairment and determined that it is not more likely than not that the fair values of the System's reporting units is less than their carrying amounts. Therefore, the two-step impairment test under the Intangibles—Goodwill and Other Topic of the ASC was not required.

Deferred Financing Costs

Direct financing costs are included in other assets (noncurrent) and deferred and amortized over the remaining lives of the financings using the effective interest method.

Interest in the Net Assets of Unconsolidated Foundations

Interest in the net assets of unconsolidated foundations represents contributions received on behalf of the System or its member affiliates by independent fund-raising foundations. As the System cannot influence the foundations to the extent that it can determine the timing and amount of distributions, the System's interest in the net assets of the foundations are included in other assets (noncurrent) and changes in that interest are included in temporarily restricted net assets.

Notes to Consolidated Financial Statements

*For the years ended
December 31, 2012
and 2011
(dollars in thousands)*

Impairment of Long-Lived Assets

Long-lived assets are reviewed for impairment whenever events or business conditions indicate the carrying amount of such assets may not be fully recoverable. Initial assessments of recoverability are based on estimates of undiscounted future net cash flows associated with an asset or group of assets. Where impairment is indicated, the carrying amount of these long-lived assets is reduced to fair value based on discounted net cash flows or other estimates of fair value.

Bond Discounts and Premiums

Bonds payable, including related original issue discounts and/or premiums, are included in long-term debt. Discounts and premiums are being amortized over the life of the bonds using the effective interest method.

Income Taxes

Healthcare Corporation and its affiliated organizations, other than North American Health Services, Inc. and its subsidiaries (NAHS), are exempt from state and federal income taxes. Accordingly, Healthcare Corporation and its tax-exempt affiliates are not subject to federal, state, or local income taxes except for any net unrelated business taxable income. For the years ended December 31, 2012 and 2011, unrelated business income activities conducted by Healthcare Corporation and its tax-exempt affiliates did not generate a material amount of combined federal, state and local income tax.

NAHS is a wholly owned, for-profit subsidiary of Healthcare Corporation. NAHS and its subsidiaries are subject to federal and state income taxes. NAHS files a consolidated federal income tax return and, where appropriate, consolidated state income tax returns. For the years ended December 31, 2012 and 2011, NAHS generated taxable income of approximately \$2,400 and \$1,000, respectively. This taxable income was fully offset by net operating loss carryforwards for federal income tax purposes. Although one state in which NAHS conducts business has suspended the utilization of net operating loss carryforwards for the year ended December 31, 2012, no material state income tax liability resulted. Accordingly, there is no provision for current federal or state income tax for the years ended December 31, 2012 and 2011.

NAHS also has temporary deductible differences of approximately \$64,800 and \$67,500 at December 31, 2012 and 2011, respectively, primarily as a result of net operating loss carryforwards. At December 31, 2012, NAHS had net operating loss carryforwards of approximately \$64,300, of which \$21,000 will expire in 2023, with the remaining \$43,300 expiring beginning in 2018 through 2026. Some of these net operating losses are subject to the separate return limitation year rules. Deferred taxes have been provided for these amounts, resulting in a net deferred tax asset of approximately \$24,600 and \$25,600 at December 31, 2012 and 2011, respectively. A full valuation allowance has been provided at December 31, 2012 and 2011, respectively, to offset the deferred tax asset since Healthcare Corporation has determined that it is more likely than not that the benefit of the net operating loss carryforwards will not be realized in future years.

The Income Taxes Topic of the ASC (ASC 740) prescribes the accounting for uncertainty in income tax positions recognized in financial statements. ASC 740 prescribes a recognition threshold and measurement attribute for the financial statement recognition and measurement of a tax position taken, or expected to be taken, in a tax return.

Notes to Consolidated Financial Statements

*For the years ended
December 31, 2012
and 2011
(dollars in thousands)*

Reclassifications

Certain reclassifications were made to the 2011 consolidated financial statements to conform to the classifications used in 2012. These reclassifications had no impact on the consolidated excess of revenue and gains over expenses and losses and changes in net assets previously reported.

2. Discontinued Operations

Effective July 1, 2010, the System entered into a Merger and Affiliation Agreement whereby the System became the sole member of Bert Fish Medical Center, Inc. (BFMC) and assumed a lease of a hospital facility with the Southeast Volusia Hospital District (District). Subsequent to the acquisition of BFMC by the System, the Bert Fish Foundation, Inc. filed a lawsuit against the District, BFMC and the System (Parties). The lawsuit alleged that the acquisition was not completed in accordance with applicable Florida statutes and sought to unwind the transaction. In late February 2011, Florida's Seventh Judicial Circuit Court (Court) ordered the Parties to submit a plan to return the control of BFMC from the System to the District. On June 24, 2011, the Court approved a transition agreement in which control of BFMC was transferred to the District on June 30, 2011. No consideration was received by the System in exchange for this transfer.

In accordance with the Consolidation Topic of the ASC (ASC 810), when a parent corporation ceases to have a controlling interest in a subsidiary, the deconsolidation of that subsidiary is required. BFMC was deconsolidated from the System's balance sheet as of June 30, 2011, resulting in a loss of \$27,218, representing the net carrying amount of BFMC's assets and liabilities. The operating results of BFMC for the year ended December 31, 2011 were reclassified to discontinued operations in the accompanying consolidated statements of operations and changes in net assets. The excess of expenses over revenue and gains from BFMC's operations for the six months ended June 30, 2011 was \$1,004, resulting in a total loss from discontinued operations of \$28,222.

BFMC's total operating revenue, included in discontinued operations in the accompanying consolidated statements of operations and changes in net assets for the year ended December 31, 2011 was \$48,464.

3. Sale of Controlling Interest in a Subsidiary

Effective May 1, 2012 (transaction date), the System sold a 51% membership interest in its Fort Worth, Texas hospital (Hospital) to an unrelated health system located in the North Texas market. The transaction was accounted for as a deconsolidation under ASC 810, as the System ceased holding a controlling interest in the hospital as of the transaction date. The System continues to manage the Hospital and accounts for its remaining ownership as an equity method investment. Consideration received for the sale consisted of cash and certain intangible assets.

During the period in which the Hospital was consolidated, total operating revenue included in the accompanying consolidated statements of operations and changes in net assets was \$56,880 and \$155,510 for the years ended December 31, 2012 and 2011, respectively.

Notes to Consolidated Financial Statements

*For the years ended
December 31, 2012
and 2011
(dollars in thousands)*

4. Investments and Assets Whose Use is Limited

Investments

Investments are comprised of the following

	December 31	
	2012	2011
Fixed-income instruments		
U S government agencies and sponsored entities	\$2,247.645	\$1,363.279
Corporate bonds	115.719	119.867
Residential mortgage-backed	69.832	104.266
Commercial mortgage-backed	75.165	33.008
Collateralized debt obligations	24.177	35.078
Student loan asset-backed	16.552	49.765
Accrued interest	11.100	6.474
	<u>2,560.190</u>	<u>1,711.737</u>
Equity instruments		
Domestic	4.892	3.599
Foreign	964	1.062
	<u>5.856</u>	<u>4.661</u>
Alternative investments – fair value		
Commodity	–	15.266
Currency	–	11.102
Event driven	14.933	19.747
Global macro	16.083	15.114
Insurance	21.306	14.627
Long/short	46.688	45.199
Multi-strategy	–	4.070
Relative value	9.669	4.720
Specialist credit	12.441	22.783
Structured credit	32.022	–
	<u>153.142</u>	<u>152.628</u>
Alternative investments – equity method		
	566.418	669.381
	<u>\$ 3,285.606</u>	<u>\$ 2,538.407</u>

Notes to Consolidated Financial Statements

*For the years ended
December 31, 2012
and 2011
(dollars in thousands)*

Assets Whose Use is Limited

Assets whose use is limited is comprised of the following

	December 31	
	2012	2011
Fixed-income instruments		
U S government agencies and sponsored entities	\$ 396.035	\$ 349.059
Corporate bonds	12.309	13.757
Residential mortgage-backed	2.289	5.517
Commercial mortgage-backed	3.498	1.746
Collateralized debt obligations	1.041	1.856
Student loan asset-backed	1.793	2.980
Accrued interest	1.770	1.713
	<u>418.735</u>	<u>376.628</u>
Equity instruments		
Domestic	13.086	11.536
Foreign	3.674	3.679
	<u>16.760</u>	<u>15.215</u>
Alternative investments – fair value		
Commodity	–	6.048
Currency	–	4.398
Event driven	5.658	7.823
Global macro	6.094	5.988
Insurance	8.072	5.795
Long/short	17.689	17.906
Multi-strategy	–	1.612
Relative value	3.663	1.870
Specialist credit	4.714	9.026
Structured credit	12.132	–
	<u>58.022</u>	<u>60.466</u>
Alternative investments – equity method	35.696	44.142
Cash and cash equivalents	<u>107.462</u>	<u>103.124</u>
	<u>\$ 636.675</u>	<u>\$ 599.575</u>

Assets whose use is limited include investments held by bond trustees, investments held under other trust agreements and investments designated by boards for employee retirement plans and capital expenditures. Amounts to be used for the payment of current liabilities are classified as current assets.

Indenture requirements of tax-exempt financings by the System provide for the establishment and maintenance of various accounts with trustees. These arrangements require the trustee to control the expenditure of debt proceeds, as well as the payment of interest and the repayment of debt to bondholders. Medical malpractice trust funds are maintained to provide funds to settle medical malpractice claims.

Notes to Consolidated Financial Statements

*For the years ended
December 31, 2012
and 2011
(dollars in thousands)*

A summary of the major limitations as to the use of these assets consists of the following

	December 31	
	2012	2011
Required bond funds held by bond trustees	\$ 9.893	\$ 23.506
Malpractice trust funds	356.130	363.275
Employee benefits funds	159.649	141.715
Board designated funds for capital expenditures	54.853	53.750
Other	56.150	17.329
	<u>636.675</u>	<u>599.575</u>
Less amounts to pay current liabilities	<u>(216.767)</u>	<u>(167.392)</u>
	<u>\$ 419.908</u>	<u>\$ 432.183</u>

Investment Income and Unrealized Gains and Losses

Investment income from cash and cash equivalents, investments and assets whose use is limited amounted to \$77.213 and \$67.376 for the years ended December 31, 2012 and 2011, respectively, and consisted of the following

	Year Ended December 31	
	2012	2011
Interest and dividend income	\$ 33.285	\$ 38.710
Net realized and unrealized gains/losses	17.783	45.811
The System's share of alternative investments' income (loss)	26.145	(17.145)
	<u>\$ 77.213</u>	<u>\$ 67.376</u>

Changes in unrealized gains and losses that are included as an increase to (reduction of) unrestricted net assets in the accompanying consolidated statements of operations and changes in net assets totaled \$22.631 and \$(6.558) for 2012 and 2011, respectively

At December 31, 2012 and 2011, the total fair value of investments and assets whose use is limited, excluding alternative investments, amounted to \$3,109,003 and \$2,211,365, respectively. The net unrealized gain associated with these holdings approximated \$22,700 at December 31, 2012, which is comprised of gross unrealized gains of approximately \$32,900 and gross unrealized losses of approximately \$10,200. The net unrealized gain associated with these holdings approximated \$1,500 at December 31, 2011, which is comprised of gross unrealized gains of approximately \$20,600 and gross unrealized losses of approximately \$22,100.

GAAP requires that the System recognize, in excess of revenue and gains over expenses and losses, all declines in fair value below the cost basis of investment securities that are considered other-than-temporary. Management has evaluated the investments with unrealized losses and has concluded that none of the above losses should be considered other-than-temporary as of December 31, 2012 and 2011.

Notes to Consolidated Financial Statements

*For the years ended
December 31, 2012
and 2011
(dollars in thousands)*

5. Unrestricted Cash and Investments

The System's unrestricted cash and cash equivalents, investments and board designated funds for capital expenditures consists of the following

	December 31	
	2012	2011
Cash and cash equivalents	\$ 654.893	\$1,194.945
Investments	3,285.606	2,538.407
Board designated funds for capital expenditures	54.853	53.750
	<u>\$ 3,995.352</u>	<u>\$3,787.102</u>
Days cash and investments on hand	<u>226</u>	<u>224</u>

Days cash and investments on hand is calculated as unrestricted cash and cash equivalents, investments and certain board designated funds divided by daily operating expenses (excluding depreciation and amortization). The annualized operating expenses of a new facility that opened on October 1, 2012 are included in the 2012 calculation.

6. Property and Equipment

Property and equipment consists of the following

	December 31	
	2012	2011
Land and improvements	\$ 625.126	\$ 597.730
Buildings and improvements	3,921.494	3,801.026
Equipment	3,364.202	3,210.524
	<u>7,910.822</u>	<u>7,609.280</u>
Less allowances for depreciation	<u>(3,554.431)</u>	<u>(3,382.069)</u>
	4,356.391	4,227.211
Construction in progress	304.815	229.918
	<u>\$ 4,661.206</u>	<u>\$ 4,457.129</u>

Certain hospitals have entered into construction contracts or other commitments for which costs have been incurred and included in construction in progress. These and other committed projects will be financed through operations and board designated funds (see note 4). The estimated costs to complete these projects approximated \$189.400 at December 31, 2012.

During periods of construction, interest costs are capitalized to the respective property accounts. Interest capitalized approximated \$7.700 and \$7.900 for the years ended December 31, 2012 and 2011, respectively.

Notes to Consolidated Financial Statements

*For the years ended
December 31, 2012
and 2011
(dollars in thousands)*

7. Other Assets

Other assets consists of the following

	December 31	
	2012	2011
Goodwill	\$ 171,303	\$ 140,229
Deferred financing costs	22,359	24,482
Notes and loans receivable	64,380	67,056
Interests in net assets of unconsolidated foundations	56,539	59,741
Investments in unconsolidated entities	113,100	78,884
Other noncurrent assets	69,941	60,999
	<u>\$ 497,622</u>	<u>\$ 431,391</u>

The System's ownership interest and carrying amounts of investments in unconsolidated entities consists of the following

	Ownership Interest	December 31	
		2012	2011
Texas Health Huguley, Inc. (note 3)	49%	\$ 37,739	\$ —
Centura Health Corporation	30	34,061	32,239
Takoma Regional Hospital, Inc	40	7,857	7,570
Other	4% – 50%	33,443	39,075
		<u>\$ 113,100</u>	<u>\$ 78,884</u>

Income from unconsolidated entities of \$24,790 and \$21,681 for 2012 and 2011, respectively, is included in other operating revenue in the accompanying consolidated statements of operations and changes in net assets

8. Long-Term Debt

Long-term debt consists of the following

	December 31	
	2012	2011
Fixed-rate hospital revenue bonds, interest rates from 1.06% to 6.00%, payable through 2039	\$ 2,728,110	\$ 2,217,660
Variable-rate hospital revenue bonds, payable through 2035	326,231	926,646
Capitalized leases payable	33,321	44,468
Other indebtedness	1,607	18,325
Unamortized original issue premium, net	49,225	18,266
	<u>3,138,494</u>	<u>3,225,365</u>
Less current maturities	<u>(88,089)</u>	<u>(73,915)</u>
	<u>\$ 3,050,405</u>	<u>\$ 3,151,450</u>

Master Trust Indenture

Long-term debt has been issued primarily on a tax-exempt basis. Substantially all bonds are secured under a master trust indenture, which provides for, among other things, the deposit of revenue with the master trustee in the event of certain

Notes to Consolidated Financial Statements

*For the years ended
December 31, 2012
and 2011
(dollars in thousands)*

defaults, pledges of accounts receivable, pledges not to encumber property and limitations on additional borrowings

Variable-Rate Bonds

Certain variable-rate bonds may be put to the System at the option of the bondholder. The variable-rate bond indentures generally provide the System the option to remarket the obligations at the then prevailing market rates for periods ranging from one day to the maturity dates. The obligations have been primarily marketed for seven-day periods during 2012, with annual interest rates ranging from 0.03% to 0.60%. Additionally, the System paid fees, such as remarketing and letter of credit fees, on variable-rate bonds during 2012. The System has various sources of liquidity in the event any variable-rate bonds are put and not remarketed, including a revolving credit agreement (Revolving Note).

The System's Revolving Note is with a syndicate of banks (Syndicate) for letters of credit agreements, liquidity facilities and general corporate needs, including working capital, capital expenditures and acquisitions. The aggregate amount of the Revolving Note was \$1,750,000 as of December 31, 2011 and had an expiration date in December 2015.

In December 2010, the System amended the Revolving Note with a revised Syndicate, which became effective in March 2011 upon the replacement of the existing letters of credit (LOC substitutions). The LOC substitutions required a purchase and reissuance of the related bonds, which was accounted for as an extinguishment and reissuance for accounting purposes. The LOC substitutions resulted in a loss of \$3,962, which is included in the loss from early extinguishment of debt in the accompanying consolidated statements of operations and changes in net assets for the year ended December 31, 2011. At December 31, 2011, the System had \$637,490 committed to letter of credit agreements that secure variable-rate bonds.

In November 2012, the System restructured the Revolving Note (Revised Revolving Note) with a revised Syndicate. The aggregate amount of the Revised Revolving Note which expires in December 2015 was \$1,000,000 as of December 31, 2012. At December 31, 2012, \$30,000 was outstanding under the Revised Revolving Note, which was classified as short-term financings in the accompanying consolidated balance sheets, and no amounts were committed to letter of credit agreements.

2012 Debt Transactions

During 2012, the System completed a debt refinancing plan, whereby a significant portion of its variable-rate bonds were replaced with fixed-rate bonds (Phase I) and its remaining variable-rate bonds supported by letters of credit were replaced with self-liquidity, variable-rate bonds (Phase II). Phase I included the issuance by the System of fixed-rate bonds at a premium with par amounts totaling \$500,900, interest rates ranging from 1.06% to 5.00% and maturity dates ranging from 2015 to 2037. Additionally, the System issued fixed-rate bonds with par amounts totaling \$249,385 with interest rates ranging from 2.02% to 2.45% through mandatory tender dates from 2021 to 2023. The interest rate on these bonds may be reset at the mandatory tender dates to either a fixed-rate or variable-rate mode. The proceeds from these bonds along with other available funds were used to extinguish short-term financings with par amounts totaling \$48,200, variable-rate debt obligations with par amounts totaling \$546,810 and fixed-rate debt obligations with par amounts totaling \$204,660, interest rates ranging from 3.35% to 5.85% and maturity dates ranging from 2015 to 2035. Phase II of the debt refinancing plan was completed during November 2012 with the issuance of

Notes to Consolidated Financial Statements

*For the years ended
December 31, 2012
and 2011
(dollars in thousands)*

variable-rate bonds with par amounts totaling \$232.125 with maturity dates through 2035. The proceeds from these bonds along with other available funds were used to extinguish variable-rate debt obligations with par amounts totaling \$235.025.

In connection with this debt refinancing plan, the System recorded a loss from early extinguishment of debt of \$82.186 in the accompanying consolidated statements of operations and changes in net assets for the year ended December 31, 2012. Approximately \$73.544 of the loss resulted from the reclassification of accumulated loss related to terminated cash flow hedges (see note 9).

2011 Debt Transactions

During 2011, the System extinguished certain debt obligations with par amounts totaling \$154.570. These obligations were retired using existing funds. In connection with these transactions, the System recorded a loss from early extinguishment of debt in the accompanying consolidated statements of operations and changes in net assets of approximately \$16.748. Approximately \$12.027 of the loss resulted from the reclassification of accumulated losses related to terminated cash flow hedges (see note 9). During November 2011, the System issued bonds with par amounts totaling \$80.000 that have a fixed interest rate of 2.4% through a mandatory tender date of November 2021. The interest rate on these bonds may be reset at the respective mandatory tender dates to either a fixed-rate or variable-rate mode. With the proceeds, the System financed or refinanced certain costs of the acquisition, construction, renovation and equipping of certain facilities.

Debt Maturities

The following represents the maturities of long-term debt for the next five years and the years thereafter:

2013	\$ 88,089
2014	78,726
2015	80,445
2016	86,160
2017	81,891
Thereafter	2,673,958

9. Derivative Financial Instruments

Derivatives Designated as Hedging Instruments

For derivative instruments that are designated and qualify as a cash flow hedge (i.e., hedging the exposure to variability in expected future cash flows associated with certain of the System's variable-rate borrowings), the effective portion of the gain or loss on the derivative instrument is reported as a component of unrestricted net assets and reclassified into earnings in the same line item (interest expense) associated with the forecasted transaction and in the same period or periods during which the hedged transaction affects excess of revenue and gains over expenses and losses.

The ineffective portion, which represents the remaining gain or loss on the derivative instrument in excess of the cumulative change in the present value of future cash flows of the hedged item, if any, or hedge components excluded from the assessment of effectiveness, are recognized in excess of revenue and gains over expenses and losses in the consolidated statements of operations and changes in net assets during the current period.

Notes to Consolidated Financial Statements

*For the years ended
December 31, 2012
and 2011
(dollars in thousands)*

The System has utilized interest rate swaps, including forward-starting interest rate swaps, which effectively modified the System's exposure to interest rate risk by converting a portion of its variable-rate borrowings to a fixed-rate basis, thus reducing the impact of interest-rate changes on future interest expense. These agreements involved the receipt of variable-rate amounts in exchange for fixed-rate interest payments over the life of the agreement without an exchange of the underlying principal amount.

During 2012, in connection with an overall debt restructuring plan, the System terminated and cash settled all but one of its interest rate swap agreements, including its forward-starting interest rate swaps. The remaining agreement expired in December 2012, and as such none of the System's outstanding variable-rate debt had its interest payments designated as a hedged forecasted transaction at December 31, 2012. Approximately \$964,000 of the System's outstanding variable-rate debt classified as both short-term financings and long-term debt had its interest payments designated as the hedged forecasted transactions relating to interest rate swap agreements at December 31, 2011. At December 31, 2011, the notional values of the System's forward-starting interest rate swaps totaled \$300,000.

The changes in the accumulated net derivative loss included in unrestricted net assets associated with the System's cash flow hedges are as follows:

	Year Ended December 31	
	2012	2011
Accumulated net derivative loss included in unrestricted net assets at beginning of year	\$ (134,985)	\$ (123,118)
Net change associated with current period hedging transactions	(1,544)	(34,557)
Net reclassifications into excess of revenue and gains over expenses and losses	83,572	22,690
Accumulated net derivative loss included in unrestricted net assets at end of year	<u>\$ (52,957)</u>	<u>\$ (134,985)</u>

The accumulated net derivative loss included in unrestricted net assets will be reclassified into earnings in the same periods during which the hedged transaction affects excess of revenue and gains over expenses and losses or in the event it is determined that the original forecasted transactions are not probable of occurring by the end of the originally specified period or within the additional period of time allowed in ASC 815. In connection with the early extinguishment of certain variable-rate bonds (see note 8), accumulated losses related to terminated cash flow hedges reclassified into excess of revenue and gains over expenses and losses were \$73,544 and \$12,027 for the years ended December 31, 2012 and 2011, respectively. The System expects that the amount of net loss existing in unrestricted net assets to be reclassified into excess of revenue and gains over expenses and losses within the next 12 months will be approximately \$11,500.

Derivatives Not Designated as Hedging Instruments

The System has entered into certain interest rate swap agreements that do not qualify as hedging instruments. These interest rate swaps are primarily utilized to reduce the cost associated with the System's fixed-rate borrowings. The gain or loss on these derivative instruments is reported as a component of nonoperating gains in the period it occurs. These interest rate swaps were also terminated during

Notes to Consolidated Financial Statements

For the years ended
December 31, 2012
and 2011
(dollars in thousands)

2012 in connection with the System's debt restructuring plan. Therefore, as of December 31, 2012, the System has no interest rate swap agreements that do not qualify as hedging instruments. As of December 31, 2011, the total notional amount of the System's interest rate swaps not qualifying for hedge accounting was approximately \$233,000.

Financial Statement Presentation

The System's derivative financial instruments are reported in the accompanying consolidated balance sheets as follows:

		Liability Derivatives	
		Fair Value	
		December 31	
	Balance Sheet Location	2012	2011
Derivatives designated as hedging instruments:			
Interest rate swap agreements	Other noncurrent liabilities	\$ —	\$ 121,214
Derivatives not designated as hedging instruments:			
Interest rate swap agreements	Other noncurrent liabilities	—	4,051
		<u>\$ —</u>	<u>\$ 125,265</u>

The effects of the System's derivative financial instruments on the accompanying consolidated statements of operations and changes in net assets are as follows:

	Year Ended December 31	
	2012	2011
Interest rate swap agreements in cash flow hedging relationships:		
Loss recognized in unrestricted net assets (effective portion)	\$ (1,544)	\$ (34,557)
Loss reclassified from unrestricted net assets into interest expense (effective portion)	(10,028)	(10,663)
Loss reclassified from unrestricted net assets into loss from early extinguishment of debt	(73,544)	(12,027)
Gain recognized in nonoperating (losses) gains (ineffective portion)	253	2,031
Interest rate swap agreements not designated as hedging instruments:		
Gain recognized in nonoperating (losses) gains	\$ 36	\$ 2,835
Gain recognized in other operating expenses	3,973	3,555

10. Retirement Plans

Defined Contribution Plans

The System participates with other Seventh-day Adventist healthcare entities in a defined contribution retirement plan (Plan) that covers substantially all full-time employees who are at least 18 years of age. The Plan is exempt from the Employee Retirement Income Security Act of 1974 (ERISA). The Plan provides, among

Notes to Consolidated Financial Statements

*For the years ended
December 31, 2012
and 2011
(dollars in thousands)*

other things, that the employer contribute 2.6% of wages, plus additional amounts for very highly paid employees. Additionally, the Plan provides that the employer match 50% of the employee's contributions up to 4% of the contributing employee's wages, resulting in a maximum available match of 2% of the contributing employee's wages each year.

Contributions for the Plan are included in employee compensation in the accompanying consolidated statements of operations and changes in net assets in the amount of \$90,098 and \$88,510 for the years ended December 31, 2012 and 2011, respectively.

Defined Benefit Plan – Multiemployer Plan

Prior to January 1, 1992, substantially all of the System's entities participated in a multiemployer, noncontributory defined benefit retirement plan, the Seventh-day Adventist Hospital Retirement Plan Trust (Old Plan) administered by the General Conference of Seventh-day Adventists that is exempt from ERISA. The risks of participating in multiemployer plans are different from single-employer plans in the following aspects:

Assets contributed to the multiemployer plan by one employer may be used to provide benefits to employees of other participating employers.

If a participating employer stops contributing to the plan, the unfunded obligations of the plan may be borne by the remaining participating employers.

If an entity chooses to stop participating in the multiemployer plan, it may be required to pay the plan an amount based on the underfunded status of the plan, referred to as withdrawal liability.

During 1992, the Old Plan was suspended and the Plan was established. The System, along with the other participants in the Old Plan, may be required to make future contributions to the Old Plan to fund any difference between the present value of the Old Plan benefits and the fair value of the Old Plan assets. Future funding amounts and the funding time periods have not been determined by the Old Plan administrators, however, management believes the impact of any such future decisions will not have a material adverse effect on the System's consolidated financial statements.

The plan assets and benefit obligation data for the Old Plan as of December 31, 2010 is as follows:

Total plan assets	\$ 830,043
Actuarial present value of accumulated plan benefits	862,687
Funded status	96.2%

The most current audited plan assets data is as of December 31, 2011 and totaled \$793,646. The System did not make contributions to the Old Plan for the years ended December 31, 2012 or 2011.

Defined Benefit Plan – Frozen Pension Plans

Certain of the System's entities, which were acquired in 2010, sponsored noncontributory defined benefit pension plans (Pension Plans). The System froze the Pension Plans in December 2010, such that no new benefits will accrue in the future.

Notes to Consolidated Financial Statements

*For the years ended
December 31, 2012
and 2011
(dollars in thousands)*

The following table sets forth the remaining combined projected and accumulated benefit obligations and the assets of the Pension Plans at December 31, 2012 and 2011, the components of net periodic benefit costs for the year then ended and a reconciliation of the amounts recognized in the accompanying consolidated financial statements

	Year Ended December 31	
	2012	2011
Accumulated benefit obligation, end of year	<u>\$ 199,672</u>	<u>\$ 171,238</u>
Change in projected benefit obligation		
Projected benefit obligation, beginning of year	\$ 171,238	\$ 196,206
Projected benefit obligation of discontinued operations	—	(37,954)
Interest cost	8,653	8,537
Benefits paid	(5,344)	(4,637)
Actuarial losses	<u>25,125</u>	<u>9,086</u>
Projected benefit obligation, end of year	<u>199,672</u>	<u>171,238</u>
Change in plan assets		
Fair value of plan assets, beginning of year	149,689	126,269
Fair value of plan assets of discontinued operations	—	(17,414)
Actual return on plan assets	5,819	674
Employer contributions	—	44,797
Benefits paid	<u>(5,344)</u>	<u>(4,637)</u>
Fair value of plan assets, end of year	<u>150,164</u>	<u>149,689</u>
Deficiency of fair value of plan assets over projected benefit obligation, included in other noncurrent liabilities	<u>\$ (49,508)</u>	<u>\$ (21,549)</u>

No plan assets are expected to be returned to the System during the fiscal year ending December 31, 2013

Included in unrestricted net assets at December 31, 2012 and 2011, are unrecognized actuarial losses (gains) of \$21,398 and \$(5,999), respectively, that have not yet been recognized in net periodic pension expense. None of the actuarial losses included in unrestricted net assets is expected to be recognized in net periodic pension cost during the year ending December 31, 2013.

Changes in plan assets and benefit obligations recognized in unrestricted net assets include

	Year Ended December 31	
	2012	2011
Net actuarial losses	\$ 27,397	\$ 15,405
Amortization of net actuarial losses	—	186
Total recognized in unrestricted net assets	<u>\$ 27,397</u>	<u>\$ 15,591</u>

Notes to Consolidated Financial Statements

*For the years ended
December 31, 2012
and 2011
(dollars in thousands)*

The components of net periodic pension were as follows

	Year Ended December 31	
	2012	2011
Interest cost	\$ 8,653	\$ 8,537
Expected return on plan assets	(8,091)	(7,302)
Recognized net actuarial gains	—	(186)
Net periodic pension cost	\$ 562	\$ 1,049

The assumptions used to determine the benefit obligation and net periodic benefit cost for the Pension Plans are set forth below

	Year Ended December 31	
	2012	2011
Used to determine projected benefit obligation		
Weighted-average discount rate	4.16%	5.13%
Used to determine benefit cost		
Weighted-average discount rate	5.13%	5.47%
Weighted-average expected long-term rate of return on plan assets	5.50%	5.50%

The Pension Plans' assets are invested in a portfolio designed to protect principal and obtain competitive investment returns and long-term investment growth, consistent with actuarial assumptions, with a reasonable and prudent level of risk. Diversification is achieved by allocating funds to various asset classes and investment styles and by retaining multiple investment managers with complementary styles, philosophies and approaches.

The Pension Plans' assets are managed solely in the interest of the participants and their beneficiaries. The expected long-term rate of return on the Pension Plans' assets is based on historical and projected rates of return for current and planned asset categories in the investment portfolio. Assumed projected rates of return for each asset category were selected after analyzing historical experience and future expectations of the returns and volatility for assets of that category using benchmark rates. Based on the target allocation among the asset categories, the overall expected rate of return for the portfolio was developed and adjusted for historical and expected experience of active portfolio management results compared to benchmark returns and for the effect of expenses paid from plan assets.

The target investment allocation for the Pension Plans is 50% fixed-income and 50% equity securities. This allocation is partially achieved through investments in alternative investments that have fixed-income or equity strategies. The System maintained this target investment allocation throughout 2012.

Notes to Consolidated Financial Statements

*For the years ended
December 31, 2012
and 2011
(dollars in thousands)*

The following table presents the Pension Plans' financial instruments as of December 31, 2012, measured at fair value on a recurring basis by the valuation hierarchy defined in note 14

	Total	Level 1	Level 2	Level 3
Cash and cash equivalents	\$ 4,956	\$ 4,956	\$ —	\$ —
Debt securities				
U S government agencies and sponsored entities	29,890	4,230	25,660	—
Corporate bonds	39,755	—	39,755	—
Commercial mortgage-backed	862	—	862	—
Collateralized debt obligations	14,019	—	14,019	—
Equity securities				
Domestic equities	7,170	7,170	—	—
Foreign equities	3,436	3,436	—	—
Alternative investments				
Event driven	3,101	—	1,840	1,261
Global macro	3,340	—	2,707	633
Insurance	4,425	—	1,708	2,717
Long short	27,968	—	26,087	1,881
Relative value	2,008	—	2,008	—
Specialist credit	2,584	—	2,011	573
Structured credit	6,650	—	3,127	3,523
Total plan assets	<u>\$ 150,164</u>	<u>\$ 19,792</u>	<u>\$ 119,784</u>	<u>\$ 10,588</u>

Notes to Consolidated Financial Statements

For the years ended
December 31, 2012
and 2011
(dollars in thousands)

The following table presents the Pension Plans' financial instruments as of December 31, 2011, measured at fair value on a recurring basis by the valuation hierarchy defined in note 14

	Total	Level 1	Level 2	Level 3
Cash and cash equivalents	\$ 12,906	\$ 12,906	\$ –	\$ –
Debt securities				
U S government agencies and sponsored entities	30,269	6,581	23,688	–
Corporate bonds	33,906	–	33,906	–
Commercial mortgage-backed	808	–	808	–
Collateralized debt obligations	6,200	–	6,200	–
Equity securities				
Domestic equities	6,626	6,626	–	–
Foreign equities	2,966	2,966	–	–
Alternative investments				
Commodity	3,750	–	3,750	–
Currency	2,726	–	2,726	–
Event driven	4,852	–	3,371	1,481
Global macro	3,713	–	3,713	–
Insurance	3,593	–	3,593	–
Long short	29,615	–	29,615	–
Multi-strategy	1,001	–	–	1,001
Relative value	1,159	–	1,159	–
Specialist credit	5,599	–	3,746	1,853
Total plan assets	\$ 149,689	\$ 29,079	\$ 116,275	\$ 4,335

Fair value methodologies for Levels 1, 2 and 3 are consistent with the inputs described in note 14

The changes in financial assets classified as Level 3 during the year ended December 31, 2012 were as follows

	Alternative Investments				
	Beginning Balance	Purchases (Sales)	Transfers	Realized Gains (Losses)	Unrealized Gains
Event driven	\$ 1,481	\$ (624)	\$ –	\$ 94	\$ 310
Global macro	–	603	–	–	30
Insurance	–	339	2,128	–	250
Long short	–	1,657	–	–	224
Multi-strategy	1,001	(1,027)	–	(17)	43
Specialist credit	1,853	(1,664)	–	268	116
Structured credit	–	3,059	–	(191)	655
	\$ 4,335	\$ 2,343	\$ 2,128	\$ 154	\$ 1,628
					\$10,588

Notes to Consolidated Financial Statements

For the years ended
December 31, 2012
and 2011
(dollars in thousands)

The changes in financial assets classified as Level 3 during the year ended December 31, 2011 were as follows

	Alternative Investments				Ending Balance
	Beginning Balance	Purchases	Sales	Unrealized Losses	
Event driven	\$ —	\$ 1,936	\$ —	\$ (455)	\$ 1,481
Multi-strategy	—	1,235	—	(234)	1,001
Specialist credit	—	2,694	(368)	(473)	1,853
	<u>\$ —</u>	<u>\$ 5,865</u>	<u>\$ (368)</u>	<u>\$ (1,162)</u>	<u>\$ 4,335</u>

The following represents the expected benefit plan payments for the next five years and the five years thereafter

Year ending December 31	
2013	\$ 6,016
2014	6,404
2015	6,798
2016	7,278
2017	7,866
2018-2023	49,668

11. Medical Malpractice

The System established a self-insured revocable trust (Trust) that covers the System's subsidiaries and their respective employees for claims within a specified level (Self-Insured Retention). Claims above the Self-Insured Retention are insured by claims-made coverage that is placed with Adhealth Limited, a Bermuda company (Adhealth). Adhealth has purchased reinsurance through commercial insurers for the excess limits of coverage. A Self-Insured Retention of \$2,000 was established for the year ended December 31, 2001. The Self-Insured Retention was increased to \$7,500 and \$15,000 effective January 1, 2002 and 2003, respectively, and has remained at \$15,000 through December 31, 2012.

The Trust funds are recorded in the accompanying consolidated balance sheets as assets whose use is limited in the amount of \$356,130 and \$363,275 at December 31, 2012 and 2011, respectively. The related accrued malpractice claims are recorded in the accompanying consolidated balance sheets as other current liabilities in the amount of \$75,742 and \$66,050 and as other noncurrent liabilities in the amount of \$295,765 and \$273,926 at December 31, 2012 and 2011, respectively. The related estimated insurance recoveries are recorded as other assets in the amount of \$13,875 and \$15,058 in the accompanying consolidated balance sheets at December 31, 2012 and 2011, respectively.

Management, with the assistance of consulting actuaries, estimates claim liabilities at the present value of future claim payments using a discount rate of 4.25% and 4.50% at December 31, 2012 and 2011, respectively.

12. Commitments and Contingencies

Operating Leases

The System leases certain property and equipment under operating leases. Lease and rental expense was approximately \$100,900 and \$100,400 for the years ended December 31, 2012 and 2011, respectively.

Notes to Consolidated Financial Statements

*For the years ended
December 31, 2012
and 2011
(dollars in thousands)*

The following represents the net future minimum lease payments under noncancelable operating leases for the next five years and the years thereafter

Year ending December 31	
2013	\$ 34,841
2014	32,531
2015	28,543
2016	22,371
2017	16,244
Thereafter	22,847

Litigation

Certain of the System's affiliated organizations are involved in litigation arising in the ordinary course of business. In the opinion of management, after consultation with legal counsel, these matters will be resolved without material adverse effect to the System's consolidated financial statements.

13.Changes in Consolidated Unrestricted Net Assets

Changes in consolidated unrestricted net assets that are attributable to the System and the noncontrolling interests in subsidiaries are as follows

	Total	Controlling Interest	Noncontrolling Interest
Balance January 1, 2012	\$ 4,989,242	\$ 4,951,429	\$ 37,813
Excess of revenue and gains over expenses and losses	507,786	504,958	2,828
Distributions	(1,240)	—	(1,240)
Other activity	93,841	93,481	360
Change in net assets	600,387	598,439	1,948
Balance December 31, 2012	<u>\$ 5,589,629</u>	<u>\$ 5,549,868</u>	<u>\$ 39,761</u>
	Total	Controlling Interest	Noncontrolling Interest
Balance January 1, 2011	\$ 4,546,320	\$ 4,513,408	\$ 32,912
Excess of revenue and gains over expenses	478,127	474,172	3,955
Distributions	(276)	—	(276)
Other activity	(34,929)	(36,151)	1,222
Change in net assets	442,922	438,021	4,901
Balance December 31, 2011	<u>\$ 4,989,242</u>	<u>\$ 4,951,429</u>	<u>\$ 37,813</u>

Notes to Consolidated Financial Statements

*For the years ended
December 31, 2012
and 2011
(dollars in thousands)*

14. Fair Value Measurements

The System follows ASC 820, which provides a framework for measuring fair value of certain assets and liabilities and disclosures about fair value measurements. As defined in ASC 820, fair value is the price that would be received to sell an asset or paid to transfer a liability in an orderly transaction between market participants at the measurement date. ASC 820 establishes a fair value hierarchy that prioritizes the inputs used to measure fair value. The hierarchy gives the highest priority to unadjusted quoted prices in active markets for identical assets or liabilities (Level 1 measurement) and the lowest priority to unobservable inputs (Level 3 measurement).

Certain of the System's financial assets and financial liabilities are measured at fair value on a recurring basis, including money market, fixed-income and equity instruments, collateral under the securities lending program and interest rate swap agreements. The three levels of the fair value hierarchy defined by ASC 820 and a description of the valuation methodologies used for instruments measured at fair value are as follows:

Level 1 – Financial assets and liabilities whose values are based on unadjusted quoted prices for identical assets or liabilities in an active market that the System has the ability to access.

Level 2 – Financial assets and liabilities whose values are based on pricing inputs that are either directly observable or that can be derived or supported from observable data as of the reporting date. Level 2 inputs may include quoted prices for similar assets or liabilities in nonactive markets or pricing models whose inputs are observable for substantially the full term of the asset or liability.

Level 3 – Financial assets and liabilities whose values are based on prices or valuation techniques that require inputs that are both significant to the fair value of the financial asset or financial liability and are generally less observable from objective sources. These inputs may be used with internally developed methodologies that result in management's best estimate of fair value.

A financial instrument's categorization within the valuation hierarchy is based upon the lowest level of input that is significant to the fair value measurement.

Notes to Consolidated Financial Statements

For the years ended
December 31, 2012
and 2011
(dollars in thousands)

Recurring Fair Value Measurements

The fair value of financial assets measured at fair value on a recurring basis at December 31, 2012, was as follows:

	Total	Level 1	Level 2	Level 3
ASSETS				
<i>CASH AND CASH EQUIVALENTS</i>	\$ 654.893	\$ 654.893	\$ —	\$ —
INVESTMENTS				
Debt securities				
U.S. government agencies and sponsored entities	2,247.645	39.999	2,207.646	—
Corporate bonds	115.719	181	115.538	—
Residential mortgage-backed	69.832	—	69.832	—
Commercial mortgage-backed	75.165	—	75.165	—
Collateralized debt obligations	24.177	—	24.177	—
Student loan asset- backed	16.552	—	16.552	—
Equity securities				
Domestic equities	4.892	4.892	—	—
Foreign equities	964	964	—	—
Alternative investments				
Event driven	14.933	—	8.860	6.073
Global macro	16.083	—	13.036	3.047
Insurance	21.306	—	8.225	13.081
Long short	46.688	—	37.631	9.057
Relative value	9.669	—	9.669	—
Specialist credit	12.441	—	9.683	2.758
Structured credit	32.022	—	15.055	16.967
Total investments	2,708.088	46.036	2,611.069	50.983

Notes to Consolidated Financial Statements

*For the years ended
December 31, 2012
and 2011
(dollars in thousands)*

	As of December 31, 2012 (cont.)			
	Total	Level 1	Level 2	Level 3
ASSETS WHOSE USE IS LIMITED				
Cash and cash equivalents	107,462	107,462	—	—
Debt securities				
U.S. government agencies and sponsored entities	396,035	9,421	386,614	—
Corporate bonds	12,309	—	12,309	—
Residential mortgage-backed	2,289	—	2,289	—
Commercial mortgage-backed	3,498	—	3,498	—
Collateralized debt obligations	1,041	—	1,041	—
Student loan asset-backed	1,793	—	1,793	—
Equity securities				
Domestic equities	13,086	13,086	—	—
Foreign equities	3,674	3,674	—	—
Alternative investments				
Event driven	5,658	—	3,357	2,301
Global macro	6,094	—	4,939	1,155
Insurance	8,072	—	3,116	4,956
Long short	17,689	—	14,258	3,431
Relative value	3,663	—	3,663	—
Specialist credit	4,714	—	3,669	1,045
Structured credit	12,132	—	5,704	6,428
Total assets whose use is limited	599,209	133,643	446,250	19,316
Collateral held under securities lending program	3,060	—	3,060	—
	<u>\$ 3,965,250</u>	<u>\$ 834,572</u>	<u>\$ 3,060,379</u>	<u>\$ 70,299</u>

Notes to Consolidated Financial Statements

For the years ended
December 31, 2012
and 2011
(dollars in thousands)

The fair value of financial assets and financial liabilities measured at fair value on a recurring basis at December 31, 2011, was as follows:

	Total	Level 1	Level 2	Level 3
ASSETS				
<i>CASH AND CASH EQUIVALENTS</i>	\$ 1,194,945	\$1,194,945	\$ –	\$ –
<i>INVESTMENTS</i>				
Debt securities				
U.S. government agencies and sponsored entities	1,363,279	19,362	1,343,917	–
Corporate bonds	119,867	–	119,867	–
Residential mortgage-backed	104,266	–	104,266	–
Commercial mortgage-backed	33,008	–	33,008	–
Collateralized debt obligations	35,078	–	35,078	–
Student loan asset- backed	49,765	–	49,765	–
Equity securities				
Domestic equities	3,599	3,599	–	–
Foreign equities	1,062	1,062	–	–
Alternative investments				
Commodity	15,266	–	15,266	–
Currency	11,102	–	11,102	–
Event driven	19,747	–	13,721	6,026
Global macro	15,114	–	15,114	–
Insurance	14,627	–	14,627	–
Long short	45,199	–	45,199	–
Multi-strategy	4,070	–	–	4,070
Relative value	4,720	–	4,720	–
Specialist credit	22,783	–	15,245	7,538
Total investments	1,862,552	24,023	1,820,895	17,634

Notes to Consolidated Financial Statements

For the years ended
December 31, 2012
and 2011
(dollars in thousands)

	As of December 31, 2011 (cont.)			
	Total	Level 1	Level 2	Level 3
ASSETS WHOSE USE IS LIMITED				
Cash and cash equivalents	103,124	103,124	–	–
Debt securities				
U.S. government agencies and sponsored entities	349,059	7,605	341,454	–
Corporate bonds	13,757	–	13,757	–
Residential mortgage-backed	5,517	–	5,517	–
Commercial mortgage-backed	1,746	–	1,746	–
Collateralized debt obligations	1,856	–	1,856	–
Student loan asset-backed	2,980	–	2,980	–
Equity securities				
Domestic equities	11,536	10,386	1,150	–
Foreign equities	3,679	3,679	–	–
Alternative investments				
Commodity	6,048	–	6,048	–
Currency	4,398	–	4,398	–
Event driven	7,823	–	5,436	2,387
Global macro	5,988	–	5,988	–
Insurance	5,795	–	5,795	–
Long short	17,906	–	17,906	–
Multi-strategy	1,612	–	–	1,612
Relative value	1,870	–	1,870	–
Specialist credit	9,026	–	6,040	2,986
Total assets whose use is limited	553,720	124,794	421,941	6,985
Collateral held under securities lending program	11,492	–	11,492	–
	<u>\$ 3,622,709</u>	<u>\$ 1,343,762</u>	<u>\$ 2,254,328</u>	<u>\$ 24,619</u>
LIABILITIES				
INTEREST RATE SWAPS	\$ 125,265	\$ –	\$ 125,265	\$ –

Notes to Consolidated Financial Statements

*For the years ended
December 31, 2012
and 2011
(dollars in thousands)*

The changes in financial assets classified as Level 3 during the year ended December 31, 2012 were as follows

	Alternative Investments					Ending Balance
	Beginning Balance	Purchases (Sales)	Transfers	Realized Gains (Losses)	Unrealized Gains	
Event driven	\$ 8,413	\$ (2,720)	\$ –	\$ 622	\$ 2,059	\$ 8,374
Global macro	–	4,000	–	–	202	4,202
Insurance	–	2,250	14,130	–	1,657	18,037
Long short	–	11,000	–	–	1,488	12,488
Multi-strategy	5,682	(5,852)	–	(116)	286	–
Specialist credit	10,524	(9,269)	–	1,778	770	3,803
Structured credit	–	20,317	–	(1,270)	4,348	23,395
	<u>\$ 24,619</u>	<u>\$19,726</u>	<u>\$14,130</u>	<u>\$ 1,014</u>	<u>\$ 10,810</u>	<u>\$70,299</u>

The changes in financial assets classified as Level 3 during the year ended December 31, 2011 were as follows

	Alternative Investments				Ending Balance
	Beginning Balance	Purchases	Sales	Unrealized Losses	
Event driven	\$ –	\$ 11,000	\$ –	\$ (2,587)	\$ 8,413
Multi-strategy	–	7,000	–	(1,318)	5,682
Specialist credit	–	15,296	(2,099)	(2,673)	10,524
Total	<u>\$ –</u>	<u>\$ 33,296</u>	<u>\$ (2,099)</u>	<u>\$ (6,578)</u>	<u>\$ 24,619</u>

Transfers between levels are determined as of the beginning of the period, which assumes the investment would be transferred at fair value at the beginning of the reporting period. Transfers from Level 2 to Level 3 occurred as a result of changes in the liquidity terms of an underlying fund. The revised liquidity terms of the underlying fund now include quarterly redemption terms with a 25% maximum redemption, which does not allow the System the ability to redeem the investment within the near term. Generally, the System defines near term as redemption of the entire investment within 90 days or less.

Financial assets are reflected in the consolidated balance sheets as follows

	December 31	
	2012	2011
Investments measured at fair value	\$ 2,708,088	\$ 1,862,552
Alternative investments accounted for under the equity method	566,418	669,381
Accrued interest	11,100	6,474
Total investments	<u>\$ 3,285,606</u>	<u>\$ 2,538,407</u>
Assets whose use is limited measured at fair value	\$ 599,209	\$ 553,720
Alternative investments accounted for under the equity method	35,696	44,142
Accrued interest	1,770	1,713
Total assets whose use is limited	<u>\$ 636,675</u>	<u>\$ 599,575</u>

Notes to Consolidated Financial Statements

For the years ended
December 31, 2012
and 2011
(dollars in thousands)

See note 9 for the location of interest rate swap liabilities in the consolidated balance sheets

The fair values of the securities included in Level 1 were determined through quoted market prices. The fair values of Levels 2 and 3 financial assets and financial liabilities were determined as follows:

Cash equivalents, U.S. government agencies and sponsored entities, corporate bonds, residential mortgage-backed, commercial mortgage-backed, collateralized debt obligations and student loan asset-backed – These Level 2 securities were valued through the use of third-party pricing services that use evaluated bid prices adjusted for specific bond characteristics and market sentiment.

Alternative investments – These underlying funds are valued using the NAV as a practical expedient to determine fair value. Several factors are considered in appropriately classifying the underlying funds in the fair value hierarchy. An underlying fund is generally classified as Level 2 if the System has the ability to withdraw its investment with the underlying fund at NAV at the measurement date or within the near term. An underlying fund is generally classified as Level 3 if the System does not have the ability to redeem its investment with the underlying fund at NAV within the near term. Those alternative investments classified as Level 3 as of December 31, 2012 and 2011, were classified as such because they could not be redeemed in the near term.

Collateral held under securities lending program – The System participates in securities lending transactions with the custodian of its investments (program), whereby a portion of its investments is loaned to certain brokerage firms in return for cash from the brokers as collateral for the investments loaned. This cash collateral is invested by the System in a securities lending quality trust (SLQT). The fair value of the System's interest in the SLQT was determined by considering its NAV and actual issuances and redemptions of interests in the SLQT.

The SLQT invests in short-term portfolio instruments in order to preserve capital and produce a moderate rate of return. Issuances and redemptions of interests in the SLQT are made each business day. Currently, interests in the SLQT are purchased and redeemed at a constant NAV of \$1.00 per unit for daily operational liquidity purposes, although redemptions for certain other purposes, such as termination of the System's participation in the program, may be in-kind.

Interest rate swaps – The fair value of these Level 2 financial liabilities was determined through the use of widely accepted valuation techniques, including discounted cash flow analysis on the expected cash flows of each derivative. The analysis reflected the contractual terms of the interest rate swaps, including the period to maturity, and used observable market-based inputs, such as interest rate curves. In addition, credit valuation adjustments were included to reflect both the System's nonperformance risk and the respective counterparty's nonperformance risk. The System paid fixed rates ranging from 2.63% to 3.83% and received cash flows based primarily on percentages of the London Interbank Offer Rate (LIBOR), ranging from 64% to 67% of LIBOR.

Notes to Consolidated Financial Statements

*For the years ended
December 31, 2012
and 2011
(dollars in thousands)*

Other Fair Value Disclosures

The carrying values of accounts receivable, accounts payable, accrued liabilities and payable under the securities lending program are reasonable estimates of their fair values due to the short-term nature of these financial instruments.

The fair values of the System's fixed-rate bonds are estimated using Level 2 inputs based on quoted market prices for those or similar instruments. The estimated fair value of the fixed-rate bonds was approximately \$2,987,000 and \$2,346,000 as of December 31, 2012 and 2011, respectively. The carrying values of the fixed-rate bonds was approximately \$2,728,000 and \$2,218,000 as of December 31, 2012 and 2011, respectively. The carrying amount approximates fair value for all other long-term debt (see note 8).

15. Subsequent Events

The System evaluated events and transactions occurring subsequent to December 31, 2012 through February 22, 2013, the date the accompanying consolidated financial statements were issued. During this period, there were no subsequent events that required recognition in the accompanying consolidated financial statements. Additionally, there were no nonrecognized subsequent events that required disclosure.

Notes to Consolidated Financial Statements

*For the years ended
December 31, 2012
and 2011
(dollars in thousands)*

16. Fourth Quarter Results of Operations (Unaudited)

The System's operating results for the three months ended December 31, 2012 are presented below

Revenue	
Patient service revenue	\$ 1,869,477
Provision for bad debts	(97,002)
Net patient service revenue	<u>1,772,475</u>
EHR incentive payments	52,831
Other	<u>56,212</u>
Total operating revenue	<u>1,881,518</u>
Expenses	
Employee compensation	898,670
Supplies	349,438
Professional fees	103,355
Other	238,191
Interest	35,535
Depreciation and amortization	<u>103,404</u>
Total operating expenses	<u>1,728,593</u>
Income from Operations	152,925
Nonoperating Gains (Losses)	
Investment income	13,108
Loss from early extinguishment of debt	(118)
Total nonoperating gains	<u>12,990</u>
Excess of revenue and gains over expenses	165,915
Less: Excess of revenue and gains over expenses attributable to noncontrolling interests	<u>(1,193)</u>
Excess of Revenue and Gains over Expenses Attributable to Controlling Interests	164,722
Other changes in unrestricted net assets, net	(20,381)
Decrease in temporarily restricted net assets, net	<u>(295)</u>
Increase in Net Assets	<u><u>\$ 144,046</u></u>

Report of Independent Certified Public Accountants

The Board of Directors
Adventist Health System Sunbelt Healthcare Corporation
d/b/a Adventist Health System

We have audited the accompanying consolidated financial statements of Adventist Health System Sunbelt Healthcare Corporation and subsidiaries, which comprise the consolidated balance sheets as of December 31, 2012 and 2011, and the related consolidated statements of operations and changes in net assets and cash flows for the years then ended, and the related notes to the consolidated financial statements

Management's Responsibility for the Financial Statements

Management is responsible for the preparation and fair presentation of these financial statements in conformity with U S generally accepted accounting principles, this includes the design, implementation, and maintenance of internal control relevant to the preparation and fair presentation of financial statements that are free of material misstatement, whether due to fraud or error

Auditor's Responsibility

Our responsibility is to express an opinion on these financial statements based on our audits. We conducted our audits in accordance with auditing standards generally accepted in the United States. Those standards require that we plan and perform the audit to obtain reasonable assurance about whether the financial statements are free of material misstatement.

An audit involves performing procedures to obtain audit evidence about the amounts and disclosures in the financial statements. The procedures selected depend on the auditor's judgment, including the assessment of the risks of material misstatement of the financial statements, whether due to fraud or error. In making those risk assessments, the auditor considers internal control relevant to the entity's preparation and fair presentation of the financial statements in order to design audit procedures that are appropriate in the circumstances, but not for the purpose of expressing an opinion on the effectiveness of the entity's internal control. Accordingly, we express no such opinion. An audit also includes evaluating the appropriateness of accounting policies used and the reasonableness of significant accounting estimates made by management, as well as evaluating the overall presentation of the financial statements.

We believe that the audit evidence we have obtained is sufficient and appropriate to provide a basis for our audit opinion.

Opinion

In our opinion, the financial statements referred to above present fairly, in all material respects, the consolidated financial position of Adventist Health System Sunbelt Healthcare Corporation and subsidiaries at December 31, 2012 and 2011, and the consolidated results of their operations and their cash flows for the years then ended in conformity with U S generally accepted accounting principles.

Ernst & Young LLP

Orlando, Florida
February 22, 2013

Adventist Health System