



See a Social Security Number? Say Something!
Report Privacy Problems to <https://public.resource.org/privacy>
Or call the IRS Identity Theft Hotline at 1-800-908-4490



Return of Private Foundation or Section 4947(a)(1) Nonexempt Charitable Trust Treated as a Private Foundation

Department of the Treasury Internal Revenue Service

Note The foundation may be able to use a copy of this return to satisfy state reporting requirements


For calendar year 2012 or tax year beginning 07/01, 2012, and ending 06/30, 2013

Name of foundation: ARMINGTON, EVENOR OAG # 55-0087 1515027504. A Employer identification number: 34-6525508. B Telephone number: 614-331-9547. G Check all that apply: Initial return, Final return, Address change. H Check type of organization: Section 501(c)(3) exempt private foundation. I Fair market value of all assets at end of year: \$1,863,663. J Accounting method: Cash.

Table with 5 columns: (a) Revenue and expenses per books, (b) Net investment income, (c) Adjusted net income, (d) Disbursements for charitable purposes. Rows include Revenue (1-12), Operating and Administrative Expenses (13-26), and Summary (27-29).

POSTMARK DATE SEP 13 2013

SCANNED SEP 19 2013



P 9 2

Part II Balance Sheets		Attached schedules and amounts in the description column should be for end-of-year amounts only (See instructions)	Beginning of year	End of year	
			(a) Book Value	(b) Book Value	(c) Fair Market Value
Assets	1	Cash - non-interest-bearing			
	2	Savings and temporary cash investments			
	3	Accounts receivable ▶ Less: allowance for doubtful accounts ▶			
	4	Pledges receivable ▶ Less: allowance for doubtful accounts ▶			
	5	Grants receivable			
	6	Receivables due from officers, directors, trustees, and other disqualified persons (attach schedule) (see instructions)			
	7	Other notes and loans receivable (attach schedule) ▶ Less allowance for doubtful accounts ▶			
	8	Inventories for sale or use			
	9	Prepaid expenses and deferred charges			
	10 a	Investments - U S and state government obligations (attach schedule)			
	b	Investments - corporate stock (attach schedule)			
	c	Investments - corporate bonds (attach schedule)			
	11	Investments - land, buildings, and equipment basis Less accumulated depreciation (attach schedule) ▶			
	12	Investments - mortgage loans			
	13	Investments - other (attach schedule)			
	14	Land, buildings, and equipment basis Less accumulated depreciation (attach schedule) ▶			
15	Other assets (describe ▶)	1,554,751.	1,392,469.	1,863,663.	
16	Total assets (to be completed by all filers - see the instructions Also, see page 1, item I)	1,554,751.	1,392,469.	1,863,663.	
Liabilities	17	Accounts payable and accrued expenses			
	18	Grants payable			
	19	Deferred revenue			
	20	Loans from officers, directors, trustees, and other disqualified persons			
	21	Mortgages and other notes payable (attach schedule)			
	22	Other liabilities (describe ▶)			
23	Total liabilities (add lines 17 through 22)			NONE	
Net Assets or Fund Balances	Foundations that follow SFAS 117, check here ▶ <input type="checkbox"/>				
	and complete lines 24 through 26 and lines 30 and 31.				
	24	Unrestricted			
	25	Temporarily restricted			
	26	Permanently restricted			
	Foundations that do not follow SFAS 117, check here and complete lines 27 through 31. ▶ <input checked="" type="checkbox"/>				
	27	Capital stock, trust principal, or current funds	1,554,751.	1,392,469.	
	28	Paid-in or capital surplus, or land, bldg, and equipment fund			
	29	Retained earnings, accumulated income, endowment, or other funds			
30	Total net assets or fund balances (see instructions)	1,554,751.	1,392,469.		
31	Total liabilities and net assets/fund balances (see instructions)	1,554,751.	1,392,469.		

Part III Analysis of Changes in Net Assets or Fund Balances			
1	Total net assets or fund balances at beginning of year - Part II, column (a), line 30 (must agree with end-of-year figure reported on prior year's return)	1	1,554,751.
2	Enter amount from Part I, line 27a	2	-162,283.
3	Other increases not included in line 2 (itemize) ▶ <u>ROUNDING</u>	3	1.
4	Add lines 1, 2, and 3	4	1,392,469.
5	Decreases not included in line 2 (itemize) ▶	5	
6	Total net assets or fund balances at end of year (line 4 minus line 5) - Part II, column (b), line 30	6	1,392,469.

Part IV Capital Gains and Losses for Tax on Investment Income

(a) List and describe the kind(s) of property sold (e.g., real estate, 2-story brick warehouse, or common stock, 200 shs MLC Co.)				(b) How acquired P - Purchase D - Donation	(c) Date acquired (mo., day, yr.)	(d) Date sold (mo., day, yr.)
1a PUBLICLY TRADED SECURITIES						
b						
c						
d						
e						
(e) Gross sales price	(f) Depreciation allowed (or allowable)	(g) Cost or other basis plus expense of sale	(h) Gain or (loss) (e) plus (f) minus (g)			
a 506,193.		364,195.	141,998.			
b						
c						
d						
e						
Complete only for assets showing gain in column (h) and owned by the foundation on 12/31/69				(i) Gains (Col. (h) gain minus col. (k), but not less than -0-) or Losses (from col. (h))		
(i) FM V. as of 12/31/69	(j) Adjusted basis as of 12/31/69	(k) Excess of col. (i) over col. (j), if any				
a				141,998.		
b						
c						
d						
e						
2 Capital gain net income or (net capital loss) } If gain, also enter in Part I, line 7 If (loss), enter -0- in Part I, line 7				2	141,998.	
3 Net short-term capital gain or (loss) as defined in sections 1222(5) and (6): If gain, also enter in Part I, line 8, column (c) (see instructions). If (loss), enter -0- in Part I, line 8				3		

Part V Qualification Under Section 4940(e) for Reduced Tax on Net Investment Income

(For optional use by domestic private foundations subject to the section 4940(a) tax on net investment income.)

If section 4940(d)(2) applies, leave this part blank.

Was the foundation liable for the section 4942 tax on the distributable amount of any year in the base period? Yes No
 If "Yes," the foundation does not qualify under section 4940(e). Do not complete this part.

1 Enter the appropriate amount in each column for each year; see the instructions before making any entries.

(a) Base period years Calendar year (or tax year beginning in)	(b) Adjusted qualifying distributions	(c) Net value of noncharitable-use assets	(d) Distribution ratio (col. (b) divided by col. (c))
2011	330,000.	1,858,736.	0.177540
2010	298,007.	2,062,361.	0.144498
2009	340,386.	2,499,939.	0.136158
2008	339,550.	3,013,899.	0.112661
2007	345,817.	4,102,249.	0.084299

2 Total of line 1, column (d)	2	0.655156
3 Average distribution ratio for the 5-year base period - divide the total on line 2 by 5, or by the number of years the foundation has been in existence if less than 5 years	3	0.131031
4 Enter the net value of noncharitable-use assets for 2012 from Part X, line 5	4	1,749,867.
5 Multiply line 4 by line 3	5	229,287.
6 Enter 1% of net investment income (1% of Part I, line 27b)	6	1,738.
7 Add lines 5 and 6	7	231,025.
8 Enter qualifying distributions from Part XII, line 4 If line 8 is equal to or greater than line 7, check the box in Part VI, line 1b, and complete that part using a 1% tax rate. See the Part VI instructions.	8	332,893.

Part VI Excise Tax Based on Investment Income (Section 4940(a), 4940(b), 4940(e), or 4948 - see instructions)

Table with 11 rows for excise tax calculations. Includes items like 'Exempt operating foundations', 'Domestic foundations that meet the section 4940(e) requirements', 'Tax under section 511', 'Credits/Payments', and 'Total credits and payments'. Total amount owed is 1,925.

Part VII-A Statements Regarding Activities

Table with 10 rows for activity statements. Includes questions like 'During the tax year, did the foundation attempt to influence any national, state, or local legislation?', 'Did it spend more than \$100 during the year for political purposes?', and 'Did the foundation have unrelated business gross income of \$1,000 or more during the year?'. Marked with 'Yes' or 'No' and 'X'.

Part VII-A Statements Regarding Activities (continued)

11	At any time during the year, did the foundation, directly or indirectly, own a controlled entity within the meaning of section 512(b)(13)? If "Yes," attach schedule (see instructions)	11		X
12	Did the foundation make a distribution to a donor advised fund over which the foundation or a disqualified person had advisory privileges? If "Yes," attach statement (see instructions)	12		X
13	Did the foundation comply with the public inspection requirements for its annual returns and exemption application?	13	X	
Website address <input type="checkbox"/> N/A				
14	The books are in care of <input type="checkbox"/> HUNTINGTON NATIONAL BANK Telephone no <input type="checkbox"/> (614) 331-9547 Located at <input type="checkbox"/> PO BOX 1558 DEPT EA4E86, COLUMBUS, OH ZIP+4 <input type="checkbox"/> 43216			
15	Section 4947(a)(1) nonexempt charitable trusts filing Form 990-PF in lieu of Form 1041 - Check here and enter the amount of tax-exempt interest received or accrued during the year <input type="checkbox"/> 15			
16	At any time during calendar year 2012, did the foundation have an interest in or a signature or other authority over a bank, securities, or other financial account in a foreign country? See the instructions for exceptions and filing requirements for Form TD F 90-22.1 If "Yes," enter the name of the foreign country <input type="checkbox"/>	16	Yes	No X

Part VII-B Statements Regarding Activities for Which Form 4720 May Be Required

File Form 4720 if any item is checked in the "Yes" column, unless an exception applies.

		Yes	No
1a	During the year did the foundation (either directly or indirectly)		
(1)	Engage in the sale or exchange, or leasing of property with a disqualified person? <input type="checkbox"/> Yes <input checked="" type="checkbox"/> No		
(2)	Borrow money from, lend money to, or otherwise extend credit to (or accept it from) a disqualified person? <input type="checkbox"/> Yes <input checked="" type="checkbox"/> No		
(3)	Furnish goods, services, or facilities to (or accept them from) a disqualified person? <input type="checkbox"/> Yes <input checked="" type="checkbox"/> No		
(4)	Pay compensation to, or pay or reimburse the expenses of, a disqualified person? <input checked="" type="checkbox"/> Yes <input type="checkbox"/> No		
(5)	Transfer any income or assets to a disqualified person (or make any of either available for the benefit or use of a disqualified person)? <input type="checkbox"/> Yes <input checked="" type="checkbox"/> No		
(6)	Agree to pay money or property to a government official? (Exception. Check "No" if the foundation agreed to make a grant to or to employ the official for a period after termination of government service, if terminating within 90 days) <input type="checkbox"/> Yes <input checked="" type="checkbox"/> No		
b	If any answer is "Yes" to 1a(1)-(6), did any of the acts fail to qualify under the exceptions described in Regulations section 53.4941(d)-3 or in a current notice regarding disaster assistance (see instructions)? <input type="checkbox"/> Organizations relying on a current notice regarding disaster assistance check here <input type="checkbox"/>	1b	X
c	Did the foundation engage in a prior year in any of the acts described in 1a, other than excepted acts, that were not corrected before the first day of the tax year beginning in 2012? <input type="checkbox"/>	1c	X
2	Taxes on failure to distribute income (section 4942) (does not apply for years the foundation was a private operating foundation defined in section 4942(j)(3) or 4942(j)(5)):		
a	At the end of tax year 2012, did the foundation have any undistributed income (lines 6d and 6e, Part XIII) for tax year(s) beginning before 2012? <input type="checkbox"/> Yes <input checked="" type="checkbox"/> No If "Yes," list the years <input type="checkbox"/>		
b	Are there any years listed in 2a for which the foundation is not applying the provisions of section 4942(a)(2) (relating to incorrect valuation of assets) to the year's undistributed income? (If applying section 4942(a)(2) to all years listed, answer "No" and attach statement - see instructions) <input type="checkbox"/>	2b	X
c	If the provisions of section 4942(a)(2) are being applied to any of the years listed in 2a, list the years here. <input type="checkbox"/>		
3a	Did the foundation hold more than a 2% direct or indirect interest in any business enterprise at any time during the year? <input type="checkbox"/> Yes <input checked="" type="checkbox"/> No		
b	If "Yes," did it have excess business holdings in 2012 as a result of (1) any purchase by the foundation or disqualified persons after May 26, 1969; (2) the lapse of the 5-year period (or longer period approved by the Commissioner under section 4943(c)(7)) to dispose of holdings acquired by gift or bequest; or (3) the lapse of the 10-, 15-, or 20-year first phase holding period? (Use Schedule C, Form 4720, to determine if the foundation had excess business holdings in 2012.) <input type="checkbox"/>	3b	
4a	Did the foundation invest during the year any amount in a manner that would jeopardize its charitable purposes? <input type="checkbox"/>	4a	X
b	Did the foundation make any investment in a prior year (but after December 31, 1969) that could jeopardize its charitable purpose that had not been removed from jeopardy before the first day of the tax year beginning in 2012? <input type="checkbox"/>	4b	X

Part VII-B Statements Regarding Activities for Which Form 4720 May Be Required (continued)

5a During the year did the foundation pay or incur any amount to

(1) Carry on propaganda, or otherwise attempt to influence legislation (section 4945(e))? Yes No

(2) Influence the outcome of any specific public election (see section 4955); or to carry on, directly or indirectly, any voter registration drive? Yes No

(3) Provide a grant to an individual for travel, study, or other similar purposes? Yes No

(4) Provide a grant to an organization other than a charitable, etc., organization described in section 509(a)(1), (2), or (3), or section 4940(d)(2)? (see instructions) Yes No

(5) Provide for any purpose other than religious, charitable, scientific, literary, or educational purposes, or for the prevention of cruelty to children or animals? Yes No

b If any answer is "Yes" to 5a(1)-(5), did any of the transactions fail to qualify under the exceptions described in Regulations section 53.4945 or in a current notice regarding disaster assistance (see instructions)? **5b**

Organizations relying on a current notice regarding disaster assistance check here

c If the answer is "Yes" to question 5a(4), does the foundation claim exemption from the tax because it maintained expenditure responsibility for the grant? Yes No
If "Yes," attach the statement required by Regulations section 53.4945-5(d).

6a Did the foundation, during the year, receive any funds, directly or indirectly, to pay premiums on a personal benefit contract? Yes No

b Did the foundation, during the year, pay premiums, directly or indirectly, on a personal benefit contract? Yes No **6b** X
If "Yes" to 6b, file Form 8870.

7a At any time during the tax year, was the foundation a party to a prohibited tax shelter transaction? Yes No

b If "Yes," did the foundation receive any proceeds or have any net income attributable to the transaction? Yes No **7b**

Part VIII Information About Officers, Directors, Trustees, Foundation Managers, Highly Paid Employees, and Contractors

1 List all officers, directors, trustees, foundation managers and their compensation (see instructions).

(a) Name and address	(b) Title, and average hours per week devoted to position	(c) Compensation (if not paid, enter -0-)	(d) Contributions to employee benefit plans and deferred compensation	(e) Expense account, other allowances
HUNTINGTON NATIONAL BANK PO BOX 1558 DEPT EA4E86, COLUMBUS, OH 43216	TRUSTEE 4	15,786.	-0-	-0-

2 Compensation of five highest-paid employees (other than those included on line 1 - see instructions). If none, enter "NONE."

(a) Name and address of each employee paid more than \$50,000	(b) Title, and average hours per week devoted to position	(c) Compensation	(d) Contributions to employee benefit plans and deferred compensation	(e) Expense account, other allowances
NONE		NONE	NONE	NONE

Total number of other employees paid over \$50,000 **NONE**

Part VIII Information About Officers, Directors, Trustees, Foundation Managers, Highly Paid Employees, and Contractors (continued)

3 Five highest-paid independent contractors for professional services (see instructions). If none, enter "NONE."

(a) Name and address of each person paid more than \$50,000	(b) Type of service	(c) Compensation
NONE		NONE
Total number of others receiving over \$50,000 for professional services ▶		NONE

Part IX-A Summary of Direct Charitable Activities

List the foundation's four largest direct charitable activities during the tax year. Include relevant statistical information such as the number of organizations and other beneficiaries served, conferences convened, research papers produced, etc	Expenses
1 NONE	
2	
3	
4	

Part IX-B Summary of Program-Related Investments (see instructions)

Describe the two largest program-related investments made by the foundation during the tax year on lines 1 and 2	Amount
1 NONE	
2	
All other program-related investments See instructions	
3 NONE	
Total. Add lines 1 through 3 ▶	

Part X Minimum Investment Return (All domestic foundations must complete this part. Foreign foundations, see instructions.)

1	Fair market value of assets not used (or held for use) directly in carrying out charitable, etc., purposes.		
a	Average monthly fair market value of securities	1a	1,727,642.
b	Average of monthly cash balances	1b	48,873.
c	Fair market value of all other assets (see instructions)	1c	NONE
d	Total (add lines 1a, b, and c)	1d	1,776,515.
e	Reduction claimed for blockage or other factors reported on lines 1a and 1c (attach detailed explanation)	1e	
2	Acquisition indebtedness applicable to line 1 assets	2	NONE
3	Subtract line 2 from line 1d	3	1,776,515.
4	Cash deemed held for charitable activities. Enter 1 1/2% of line 3 (for greater amount, see instructions)	4	26,648.
5	Net value of noncharitable-use assets. Subtract line 4 from line 3. Enter here and on Part V, line 4	5	1,749,867.
6	Minimum investment return. Enter 5% of line 5	6	87,493.

Part XI Distributable Amount (see instructions) (Section 4942(j)(3) and (j)(5) private operating foundations and certain foreign organizations check here and do not complete this part)

1	Minimum investment return from Part X, line 6	1	87,493.
2a	Tax on investment income for 2012 from Part VI, line 5	2a	1,738.
b	Income tax for 2012. (This does not include the tax from Part VI.)	2b	
c	Add lines 2a and 2b	2c	1,738.
3	Distributable amount before adjustments. Subtract line 2c from line 1	3	85,755.
4	Recoveries of amounts treated as qualifying distributions	4	NONE
5	Add lines 3 and 4	5	85,755.
6	Deduction from distributable amount (see instructions)	6	NONE
7	Distributable amount as adjusted. Subtract line 6 from line 5. Enter here and on Part XIII, line 1	7	85,755.

Part XII Qualifying Distributions (see instructions)

1	Amounts paid (including administrative expenses) to accomplish charitable, etc., purposes:		
a	Expenses, contributions, gifts, etc. - total from Part I, column (d), line 26	1a	332,893.
b	Program-related investments - total from Part IX-B	1b	
2	Amounts paid to acquire assets used (or held for use) directly in carrying out charitable, etc., purposes	2	NONE
3	Amounts set aside for specific charitable projects that satisfy the:		
a	Suitability test (prior IRS approval required)	3a	NONE
b	Cash distribution test (attach the required schedule)	3b	NONE
4	Qualifying distributions. Add lines 1a through 3b. Enter here and on Part V, line 8, and Part XIII, line 4	4	332,893.
5	Foundations that qualify under section 4940(e) for the reduced rate of tax on net investment income. Enter 1% of Part I, line 27b (see instructions)	5	1,738.
6	Adjusted qualifying distributions. Subtract line 5 from line 4	6	331,155.

Note. The amount on line 6 will be used in Part V, column (b), in subsequent years when calculating whether the foundation qualifies for the section 4940(e) reduction of tax in those years.

Part XIII Undistributed Income (see instructions)

	(a) Corpus	(b) Years prior to 2011	(c) 2011	(d) 2012
1 Distributable amount for 2012 from Part XI, line 7				85,755.
2 Undistributed income, if any, as of the end of 2012				
a Enter amount for 2011 only			NONE	
b Total for prior years. 20 <u>10</u> , 20 <u> </u> , 20 <u> </u>		NONE		
3 Excess distributions carryover, if any, to 2012				
a From 2007	146,390.			
b From 2008	191,127.			
c From 2009	216,737.			
d From 2010	195,957.			
e From 2011	241,559.			
f Total of lines 3a through e	991,770.			
4 Qualifying distributions for 2012 from Part XII, line 4: ▶ \$ <u>332,893.</u>				
a Applied to 2011, but not more than line 2a			NONE	
b Applied to undistributed income of prior years (Election required - see instructions)		NONE		
c Treated as distributions out of corpus (Election required - see instructions)	NONE			
d Applied to 2012 distributable amount				85,755.
e Remaining amount distributed out of corpus	247,138.			
5 Excess distributions carryover applied to 2012 (If an amount appears in column (d), the same amount must be shown in column (a))	NONE			NONE
6 Enter the net total of each column as indicated below:				
a Corpus Add lines 3f, 4c, and 4e Subtract line 5	1,238,908.			
b Prior years' undistributed income Subtract line 4b from line 2b		NONE		
c Enter the amount of prior years' undistributed income for which a notice of deficiency has been issued, or on which the section 4942(a) tax has been previously assessed		NONE		
d Subtract line 6c from line 6b Taxable amount - see instructions		NONE		
e Undistributed income for 2011 Subtract line 4a from line 2a Taxable amount - see instructions			NONE	
f Undistributed income for 2012. Subtract lines 4d and 5 from line 1. This amount must be distributed in 2013				NONE
7 Amounts treated as distributions out of corpus to satisfy requirements imposed by section 170(b)(1)(F) or 4942(g)(3) (see instructions)	NONE			
8 Excess distributions carryover from 2007 not applied on line 5 or line 7 (see instructions)	146,390.			
9 Excess distributions carryover to 2013. Subtract lines 7 and 8 from line 6a	1,092,518.			
10 Analysis of line 9:				
a Excess from 2008	191,127.			
b Excess from 2009	216,737.			
c Excess from 2010	195,957.			
d Excess from 2011	241,559.			
e Excess from 2012	247,138.			

Part XIV Private Operating Foundations (see instructions and Part VII-A, question 9)

NOT APPLICABLE

1a If the foundation has received a ruling or determination letter that it is a private operating foundation, and the ruling is effective for 2012, enter the date of the ruling

b Check box to indicate whether the foundation is a private operating foundation described in section 4942(j)(3) or 4942(j)(5)

	Tax year	Prior 3 years			(e) Total
	(a) 2012	(b) 2011	(c) 2010	(d) 2009	
2a Enter the lesser of the adjusted net income from Part I or the minimum investment return from Part X for each year listed					
b 85% of line 2a					
c Qualifying distributions from Part XII, line 4 for each year listed					
d Amounts included in line 2c not used directly for active conduct of exempt activities					
e Qualifying distributions made directly for active conduct of exempt activities Subtract line 2d from line 2c					
3 Complete 3a, b, or c for the alternative test relied upon					
a "Assets" alternative test - enter					
(1) Value of all assets					
(2) Value of assets qualifying under section 4942(j)(3)(B)(i).					
b "Endowment" alternative test - enter 2/3 of minimum investment return shown in Part X, line 6 for each year listed					
c "Support" alternative test - enter					
(1) Total support other than gross investment income (interest, dividends, rents, payments on securities loans (section 512(a)(5)), or royalties).					
(2) Support from general public and 5 or more exempt organizations as provided in section 4942(j)(3)(B)(iii).					
(3) Largest amount of support from an exempt organization					
(4) Gross investment income					

Part XV Supplementary Information (Complete this part only if the foundation had \$5,000 or more in assets at any time during the year - see instructions.)

1 Information Regarding Foundation Managers:

a List any managers of the foundation who have contributed more than 2% of the total contributions received by the foundation before the close of any tax year (but only if they have contributed more than \$5,000). (See section 507(d)(2).)

NONE

b List any managers of the foundation who own 10% or more of the stock of a corporation (or an equally large portion of the ownership of a partnership or other entity) of which the foundation has a 10% or greater interest.

NONE

2 Information Regarding Contribution, Grant, Gift, Loan, Scholarship, etc., Programs:

Check here if the foundation only makes contributions to preselected charitable organizations and does not accept unsolicited requests for funds. If the foundation makes gifts, grants, etc. (see instructions) to individuals or organizations under other conditions, complete items 2a, b, c, and d.

a The name, address, and telephone number or e-mail of the person to whom applications should be addressed:

b The form in which applications should be submitted and information and materials they should include:

c Any submission deadlines:

d Any restrictions or limitations on awards, such as by geographical areas, charitable fields, kinds of institutions, or other factors:

Part XV Supplementary Information (continued)

3 Grants and Contributions Paid During the Year or Approved for Future Payment

Recipient Name and address (home or business)	If recipient is an individual, show any relationship to any foundation manager or substantial contributor	Foundation status of recipient	Purpose of grant or contribution	Amount
a <i>Paid during the year</i> SEE STATEMENT 14				325,000.
Total ▶ 3a				325,000.
b <i>Approved for future payment</i>				
Total ▶ 3b				

Part XVI-A Analysis of Income-Producing Activities

Enter gross amounts unless otherwise indicated

Table with 5 columns: (a) Business code, (b) Amount, (c) Exclusion code, (d) Amount, (e) Related or exempt function income. Rows include items like Program service revenue, Dividends and interest from securities, and Subtotal.

(See worksheet in line 13 instructions to verify calculations.)

Part XVI-B Relationship of Activities to the Accomplishment of Exempt Purposes

Table with 2 columns: Line No., Explain below how each activity for which income is reported in column (e) of Part XVI-A contributed importantly to the accomplishment of the foundation's exempt purposes.

NOT APPLICABLE

FORM 990PF, PART I - DIVIDENDS AND INTEREST FROM SECURITIES
 =====

DESCRIPTION	REVENUE AND EXPENSES PER BOOKS	NET INVESTMENT INCOME
ABBOTT LABS	598.	598.
ABBVIE INC	296.	296.
AMERICAN EXPRESS CO	382.	382.
B B & T CORP	908.	908.
BP AMOCO PLC	1,365.	1,365.
BROADCOM CORP	347.	347.
CVS CORP DEL COM FORMERLY	388.	388.
CATERPILLAR INC W/1 RT/SH	520.	520.
CHEVRONTEXACO CORP	851.	851.
CHUBB CORP W/1 RT/SH	226.	226.
CISCO SYSTEMS W/1 RT/SH	848.	848.
COLGATE PALMOLIVE	584.	584.
COMCAST CORP CL A	585.	585.
CONOCOPHILLIPS	1,188.	1,188.
DEERE & CO W/1 RT/SH	614.	614.
EASTMAN CHEMICAL CO	405.	405.
EXELON CORP	792.	792.
GENERAL ELECTRIC CO	1,004.	1,004.
GENUINE PARTS CO W/1 RT/SH	611.	611.
HUNTINGTON MID CORP AMERICA FD III	162.	162.
HUNTINGTON INTL EQUITY FUND III	1,298.	1,298.
HUNTINGTON DISCIPLINED EQUITY FD TR III	633.	633.
HUNTINGTON WORLD INCOME FUND III	5,519.	5,519.
ILLINOIS TOOL WORKS	745.	745.
INTEL CORP	900.	900.
IBM CORP	490.	490.
JABIL CIRCUIT INC	384.	384.
JOHNSON & JOHNSON	896.	896.
KLA-TENCOR CORP W/1 RT/SH	920.	920.
KIMBERLY CLARK CORP W/1 RT/SH	974.	974.
MARATHON PETROLEUM CORP	735.	735.
MCGRAW-HILL COMPANIES INC W/1	1,874.	1,874.

FORM 990PF, PART I - DIVIDENDS AND INTEREST FROM SECURITIES

DESCRIPTION	REVENUE AND EXPENSES PER BOOKS	NET INVESTMENT INCOME
MEDTRONIC INC W/1 RT/SH	728.	728.
MERCK & CO INC	1,178.	1,178.
MERRILL LYNCH & CO INC 6.05% 05/16/2016	6,655.	6,655.
MICROSOFT CORP	779.	779.
HUNTINGTON CONSERVATIVE DEPOSIT ACCOUNT	33.	33.
HUNTINGTON INTERMEDIATE GOVT	761.	761.
NATIONAL RETAIL PROPERTIES I (REIT)	1,313.	1,313.
ORACLE CORPORATION W/1 RT/SH	282.	282.
PACKAGING CORP OF AMERICA	695.	695.
PEPSICO INC	741.	741.
PFIZER INC W/1 RT/SH	1,012.	1,012.
SEMPRA ENERGY	421.	421.
SPECTRA ENERGY CORP	956.	956.
SYSCO CORP W/1 RT/SH	1,002.	1,002.
TARGET CORP	576.	576.
TRAVELERS COS INC	733.	733.
U S BANCORP	439.	439.
US TREASURY INFLATIONARY INDEX N/B 1.625	838.	838.
VERIZON COMMUNICATIONS	1,277.	1,277.
WELLS FARGO & CO NEW W/1 RT/SH	743.	743.
ACCENTURE PLC CL A	745.	745.
TOTAL	49,949.	49,949.

FORM 990PF, PART I - OTHER INCOME
=====

DESCRIPTION -----	REVENUE AND EXPENSES PER BOOKS -----
TOTALS	----- 428. =====

FORM 990PF, PART I - TAXES
=====

DESCRIPTION	REVENUE AND EXPENSES PER BOOKS	NET INVESTMENT INCOME
OTHER TAXES	200.	200.
FEDERAL ESTIMATES - PRINCIPAL	3,663.	
FOREIGN TAXES ON QUALIFIED FOR	124.	124.
TOTALS	3,987.	324.

FORM 990PF, PART I - OTHER EXPENSES
=====

DESCRIPTION	REVENUE AND EXPENSES PER BOOKS	NET INVESTMENT INCOME
OTHER NON-ALLOCABLE EXPENSE -	455.	455.
OTHER NON-ALLOCABLE EXPENSE -	9,430.	9,430.
TOTALS	9,885.	9,885.

=====

RECIPIENT NAME:
KISMET ROCK FOUNDATION
ADDRESS:
P.O. BOX 1744
CONWAY, NH 03860
RELATIONSHIP:
NONE
PURPOSE OF GRANT:
GENERAL FUND
FOUNDATION STATUS OF RECIPIENT:
501C3
AMOUNT OF GRANT PAID 12,000.

RECIPIENT NAME:
RIVER NETWORK
ADDRESS:
520 SW SIXTH AVE
PORTLAND, OR 97204
RELATIONSHIP:
NONE
PURPOSE OF GRANT:
GENERAL FUND
FOUNDATION STATUS OF RECIPIENT:
501C3
AMOUNT OF GRANT PAID 25,000.

RECIPIENT NAME:
AMERICAN RIVERS
ADDRESS:
801 PENNSYLVANIA AVE., S.E
WASHINGTON, DC 20005
RELATIONSHIP:
NONE
PURPOSE OF GRANT:
GENERAL FUND
FOUNDATION STATUS OF RECIPIENT:
501C3
AMOUNT OF GRANT PAID 10,000.

RECIPIENT NAME:
PEACE DEVELOPMENT FUND
ADDRESS:
P.O. BOX 1280
AMHERST, MA 01002
RELATIONSHIP:
NONE
PURPOSE OF GRANT:
GENERAL FUND
FOUNDATION STATUS OF RECIPIENT:
501C3
AMOUNT OF GRANT PAID 10,000.

RECIPIENT NAME:
UNIVERSITY HOSPITALS OF
CLEVELAND
ADDRESS:
11100 EUCLID AVE
CLEVELAND, OH 44106
RELATIONSHIP:
NONE
PURPOSE OF GRANT:
MS RESEARCH
FOUNDATION STATUS OF RECIPIENT:
501C3
AMOUNT OF GRANT PAID 23,000.

RECIPIENT NAME:
ACLU
ADDRESS:
4506 CHESTER AVE
CLEVELAND, OH 44103
RELATIONSHIP:
NONE
PURPOSE OF GRANT:
GENERAL SUPPORT
FOUNDATION STATUS OF RECIPIENT:
501C3
AMOUNT OF GRANT PAID 8,000.

RECIPIENT NAME:

NATURE CONSERVANCY

ADDRESS:

6375 RIVERSIDE DR
DUBLIN, OH 43017

RELATIONSHIP:

NONE

PURPOSE OF GRANT:

GENERAL SUPPORT

FOUNDATION STATUS OF RECIPIENT:

501C3

AMOUNT OF GRANT PAID 25,000.

RECIPIENT NAME:

TRUST FOR PUBLIC LAND

ADDRESS:

116 NEW MONTGOMERY ST.
SAN FRANCISCO, CA 94105

RELATIONSHIP:

NONE

PURPOSE OF GRANT:

GENERAL SUPPORT

FOUNDATION STATUS OF RECIPIENT:

501C3

AMOUNT OF GRANT PAID 23,000.

RECIPIENT NAME:

TIN MOUNTAIN CONSERVATION CENTER

ADDRESS:

1245 BALD HILL ROAD
ALBANY, NH 03818

RELATIONSHIP:

NONE

PURPOSE OF GRANT:

GENERAL SUPPORT

FOUNDATION STATUS OF RECIPIENT:

501C3

AMOUNT OF GRANT PAID 20,000.



=====

RECIPIENT NAME:

MOUNTAIN TOP MUSIC

ADDRESS:

111 MAIN STREET
CONWAY, NH 03818

RELATIONSHIP:

NONE

PURPOSE OF GRANT:

GENERAL SUPPORT

FOUNDATION STATUS OF RECIPIENT:

501C3

AMOUNT OF GRANT PAID 20,000.

RECIPIENT NAME:

CACAPON INSTITUTE

ADDRESS:

RR 1
HIGH VIEW, WV 26808

RELATIONSHIP:

NONE

PURPOSE OF GRANT:

GENERAL SUPPORT

FOUNDATION STATUS OF RECIPIENT:

501C3

AMOUNT OF GRANT PAID 20,000.

RECIPIENT NAME:

SOCIETY FOR THE PRESERVATION
OF NEW HAMPSHIRE FORESTS

ADDRESS:

54 PORTSMOUTH STREET
CONCORD, NH 03301

RELATIONSHIP:

NONE

PURPOSE OF GRANT:

GENERAL SUPPORT

FOUNDATION STATUS OF RECIPIENT:

501C3

AMOUNT OF GRANT PAID 15,000.

RECIPIENT NAME:
POTOMAC RIVER KEEPER
ADDRESS:
1100 15TH ST NW
WASHINGTON, DC 20005
RELATIONSHIP:
NONE
PURPOSE OF GRANT:
GENERAL SUPPORT
FOUNDATION STATUS OF RECIPIENT:
501C3
AMOUNT OF GRANT PAID 3,000.

RECIPIENT NAME:
M & D PRODUCTIONS
ADDRESS:
PO BOX 1147
CONWAY, NH 03818
RELATIONSHIP:
NONE
PURPOSE OF GRANT:
GENERAL SUPPORT
FOUNDATION STATUS OF RECIPIENT:
501C3
AMOUNT OF GRANT PAID 12,000.

RECIPIENT NAME:
CATALYTIC DIPLOMACY
ADDRESS:
307 MASSACHUSETTS AVE.
WASHINGTON, DC 20002
RELATIONSHIP:
NONE
PURPOSE OF GRANT:
GENERAL SUPPORT
FOUNDATION STATUS OF RECIPIENT:
501C3
AMOUNT OF GRANT PAID 10,000.

RECIPIENT NAME:
UPPER SACO VALLEY LAND
TRUST
ADDRESS:
PO BOX 424
NORTH CONWAY, NH 03860
RELATIONSHIP:
NONE
PURPOSE OF GRANT:
GENERAL SUPPORT
FOUNDATION STATUS OF RECIPIENT:
501C3
AMOUNT OF GRANT PAID 10,000.

RECIPIENT NAME:
EARTH ISLAND INSTITUTE
ADDRESS:
2150 ALLSTON WAY #460
BERKELEY, CA 94704
RELATIONSHIP:
NONE
PURPOSE OF GRANT:
GENERAL SUPPORT
FOUNDATION STATUS OF RECIPIENT:
501C3
AMOUNT OF GRANT PAID 10,000.

RECIPIENT NAME:
ROZZIE MAY ANIMAL ALLIANCE
ADDRESS:
PO BOX 38
TAMWORTH, NH 03886
RELATIONSHIP:
NONE
PURPOSE OF GRANT:
GENERAL SUPPORT
FOUNDATION STATUS OF RECIPIENT:
501C3
AMOUNT OF GRANT PAID 12,000.

RECIPIENT NAME:
DRUG POLICY ALLIANCE
ADDRESS:
70 WEST 36TH ST
NEW YORK, NY 10018
RELATIONSHIP:
NONE
PURPOSE OF GRANT:
GENERAL SUPPORT
FOUNDATION STATUS OF RECIPIENT:
501C3
AMOUNT OF GRANT PAID 12,000.

RECIPIENT NAME:
NEW HAMPSHIRE CIVIL LIBERTIES
ADDRESS:
18 LOW AVENUE
CONCORD, NH 03301
RELATIONSHIP:
NONE
PURPOSE OF GRANT:
GENERAL SUPPORT
FOUNDATION STATUS OF RECIPIENT:
501C3
AMOUNT OF GRANT PAID 8,000.

RECIPIENT NAME:
TREGARON CONSERVANCY
ADDRESS:
PO BOX 11351
WASHINGTON, DC 20008
RELATIONSHIP:
NONE
PURPOSE OF GRANT:
GENERAL SUPPORT
FOUNDATION STATUS OF RECIPIENT:
501C3
AMOUNT OF GRANT PAID 6,000.

=====

RECIPIENT NAME:
POTOMAC CONSERVANCY
ADDRESS:
8601 GEORGIA AVE
SILVER SPRING, MD 20910
RELATIONSHIP:
NONE
PURPOSE OF GRANT:
GENERAL SUPPORT
FOUNDATION STATUS OF RECIPIENT:
501C3
AMOUNT OF GRANT PAID 5,000.

RECIPIENT NAME:
VISITING NURSE HOMECARE & HOSPICE
OF CARROLL COUNTY
ADDRESS:
PO BOX 432
NORTH CONWAY, NH 03860
RELATIONSHIP:
NONE
PURPOSE OF GRANT:
GENERAL SUPPORT
FOUNDATION STATUS OF RECIPIENT:
501C3
AMOUNT OF GRANT PAID 10,000.

RECIPIENT NAME:
NARAL PROCHOICE OF OHIO
ADDRESS:
12000 SHAKER BLVD
CLEVELAND, OH 44120
RELATIONSHIP:
NONE
PURPOSE OF GRANT:
GENERAL SUPPORT
FOUNDATION STATUS OF RECIPIENT:
501C3
AMOUNT OF GRANT PAID 8,000.

RECIPIENT NAME:

ROCK CREEK CONSERVANCY

ADDRESS:

4825 CORDELL AVE, SUITE 200

BETHESDA, MD 20814

RELATIONSHIP:

NONE

PURPOSE OF GRANT:

GENERAL SUPPORT

FOUNDATION STATUS OF RECIPIENT:

501C3

AMOUNT OF GRANT PAID 8,000.

TOTAL GRANTS PAID: 325,000.
=====

**SCHEDULE D
(Form 1041)**

Department of the Treasury
Internal Revenue Service

Capital Gains and Losses

▶ Attach to Form 1041, Form 5227, or Form 990-T.
▶ Information about Schedule D (Form 1041) and its separate instructions is at
www.irs.gov/form1041

OMB No 1545-0092

2012

Name of estate or trust: **ARMINGTON, EVENOR OAG # 55-0087 1515027504**
Employer identification number: **34-6525508**

Note: Form 5227 filers need to complete only Parts I and II

Part I Short-Term Capital Gains and Losses - Assets Held One Year or Less

(a) Description of property (Example 100 shares 7% preferred of "Z" Co.)	(b) Date acquired (mo, day, yr)	(c) Date sold (mo, day, yr)	(d) Sales price	(e) Cost or other basis (see instructions)	(f) Gain or (loss) for the entire year Subtract (e) from (d)
1a SHORT-TERM CAPITAL GAIN DIVIDENDS					64.

b Enter the short-term gain or (loss), if any, from Schedule D-1, line 1b	1b	6,112.
2 Short-term capital gain or (loss) from Forms 4684, 6252, 6781, and 8824	2	
3 Net short-term gain or (loss) from partnerships, S corporations, and other estates or trusts	3	
4 Short-term capital loss carryover. Enter the amount, if any, from line 9 of the 2011 Capital Loss Carryover Worksheet	4	()
5 Net short-term gain or (loss). Combine lines 1a through 4 in column (f). Enter here and on line 13, column (3) on the back	5	6,176.

Part II Long-Term Capital Gains and Losses - Assets Held More Than One Year

(a) Description of property (Example 100 shares 7% preferred of "Z" Co.)	(b) Date acquired (mo, day, yr)	(c) Date sold (mo, day, yr)	(d) Sales price	(e) Cost or other basis (see instructions)	(f) Gain or (loss) for the entire year Subtract (e) from (d)
6a LONG-TERM CAPITAL GAIN DIVIDENDS					17,622.

b Enter the long-term gain or (loss), if any, from Schedule D-1, line 6b	6b	118,179.
7 Long-term capital gain or (loss) from Forms 2439, 4684, 6252, 6781, and 8824	7	
8 Net long-term gain or (loss) from partnerships, S corporations, and other estates or trusts	8	
9 Capital gain distributions	9	21.
10 Gain from Form 4797, Part I	10	
11 Long-term capital loss carryover. Enter the amount, if any, from line 14 of the 2011 Capital Loss Carryover Worksheet	11	()
12 Net long-term gain or (loss). Combine lines 6a through 11 in column (f). Enter here and on line 14a, column (3) on the back	12	135,822.

For Paperwork Reduction Act Notice, see the Instructions for Form 1041.

Schedule D (Form 1041) 2012

Part III Summary of Parts I and II		(1) Beneficiaries' (see instr.)	(2) Estate's or trust's	(3) Total
Caution: Read the instructions before completing this part.				
13	Net short-term gain or (loss)	13		6,176.
14	Net long-term gain or (loss):			
a	Total for year	14a		135,822.
b	Unrecaptured section 1250 gain (see line 18 of the wrksht.)	14b		21.
c	28% rate gain	14c		
15	Total net gain or (loss). Combine lines 13 and 14a ▶	15		141,998.

Note: If line 15, column (3), is a net gain, enter the gain on Form 1041, line 4 (or Form 990-T, Part I, line 4a). If lines 14a and 15, column (2), are net gains, go to Part V, and do not complete Part IV. If line 15, column (3), is a net loss, complete Part IV and the **Capital Loss Carryover Worksheet**, as necessary.

Part IV Capital Loss Limitation

16	Enter here and enter as a (loss) on Form 1041, line 4 (or Form 990-T, Part I, line 4c, if a trust), the smaller of: a The loss on line 15, column (3) or b \$3,000	16	()
-----------	---	-----------	-----

Note: If the loss on line 15, column (3), is more than \$3,000, or if Form 1041, page 1, line 22 (or Form 990-T, line 34), is a loss, complete the **Capital Loss Carryover Worksheet** in the instructions to figure your capital loss carryover.

Part V Tax Computation Using Maximum Capital Gains Rates

Form 1041 filers. Complete this part **only** if both lines 14a and 15 in column (2) are gains, or an amount is entered in Part I or Part II and there is an entry on Form 1041, line 2b(2), and Form 1041, line 22, is more than zero.

Caution: Skip this part and complete the **Schedule D Tax Worksheet** in the instructions if:

- Either line 14b, col. (2) or line 14c, col. (2) is more than zero, or
- Both Form 1041, line 2b(1), and Form 4952, line 4g are more than zero.

Form 990-T trusts. Complete this part **only** if both lines 14a and 15 are gains, or qualified dividends are included in income in Part I of Form 990-T, and Form 990-T, line 34, is more than zero. Skip this part and complete the **Schedule D Tax Worksheet** in the instructions if either line 14b, col. (2) or line 14c, col. (2) is more than zero.

17	Enter taxable income from Form 1041, line 22 (or Form 990-T, line 34)	17		
18	Enter the smaller of line 14a or 15 in column (2) but not less than zero	18		
19	Enter the estate's or trust's qualified dividends from Form 1041, line 2b(2) (or enter the qualified dividends included in income in Part I of Form 990-T)	19		
20	Add lines 18 and 19	20		
21	If the estate or trust is filing Form 4952, enter the amount from line 4g; otherwise, enter -0- ▶	21		
22	Subtract line 21 from line 20. If zero or less, enter -0-	22		
23	Subtract line 22 from line 17. If zero or less, enter -0-	23		
24	Enter the smaller of the amount on line 17 or \$2,400	24		
25	Is the amount on line 23 equal to or more than the amount on line 24? <input type="checkbox"/> Yes. Skip lines 25 and 26; go to line 27 and check the "No" box. <input type="checkbox"/> No. Enter the amount from line 23	25		
26	Subtract line 25 from line 24	26		
27	Are the amounts on lines 22 and 26 the same? <input type="checkbox"/> Yes. Skip lines 27 thru 30, go to line 31 <input type="checkbox"/> No. Enter the smaller of line 17 or line 22	27		
28	Enter the amount from line 26 (If line 26 is blank, enter -0-)	28		
29	Subtract line 28 from line 27	29		
30	Multiply line 29 by 15% (.15)			30
31	Figure the tax on the amount on line 23. Use the 2012 Tax Rate Schedule for Estates and Trusts (see the Schedule G instructions in the instructions for Form 1041)			31
32	Add lines 30 and 31			32
33	Figure the tax on the amount on line 17. Use the 2012 Tax Rate Schedule for Estates and Trusts (see the Schedule G instructions in the instructions for Form 1041)			33
34	Tax on all taxable income. Enter the smaller of line 32 or line 33 here and on Form 1041, Schedule G, line 1a (or Form 990-T, line 36)			34

HUNTINGTON NATIONAL BANK
 200 PUBLIC SQUARE
 CLEVELAND, OH 44114

Huntington Wealth Advisors

JUNE 01, 2013 TO JUNE 30, 2013

ACCOUNT NAME: ARMINGTON, EVENOR
 ACCOUNT NUMBER: 1515027504

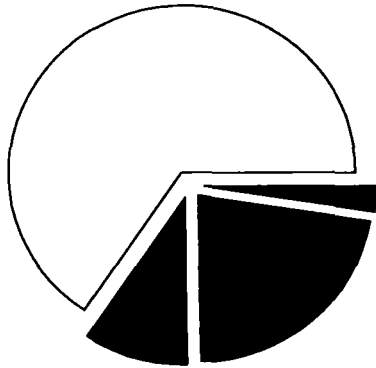


JEFF MASLANICH
 THOMSON REUTERS
 24481 S DETROIT ROAD SUITE 400
 WESTLAKE, OH 44145

ADMINISTRATOR: LISA KERR
 216-515-6568
 LISA.KERR@HUNTINGTON.COM

INVESTMENT OFFICER: CRAIG HARDY
 216-515-6544
 CRAIG.HARDY@HUNTINGTON.COM

ASSET ALLOCATION SUMMARY



	MARKET VALUE	PERCENT
EQUITY INVESTMENTS	1,222,691.41	65.6%
FIXED INCOME	179,863.79	9.7%
MUTUAL FUNDS	413,949.81	22.2%
SHORT TERM INVESTMENTS	47,158.13	2.5%
Total	1,863,663.14	100.0%

ACCOUNT SUMMARY

	THIS PERIOD	YEAR TO DATE
BEGINNING MARKET VALUE	1,902,113.87	1,958,506.02
DIVIDENDS/INTEREST	4,527.28	49,919.17
OTHER CASH RECEIPTS	2,608.45	19,146.17
DISBURSEMENTS AND FEES	16,272.35-	373,251.51-
RECEIPTS/DISTRIBUTIONS IN KIND	51.42-	693.99
REALIZED GAIN/LOSS	0.00	141,904.38
CHANGE IN MARKET VALUE	29,262.69-	66,744.92
ENDING MARKET VALUE	1,863,663.14	1,863,663.14

FOR YOUR INFORMATION


JUNE 01, 2013 TO JUNE 30, 2013

ACCOUNT NAME: ARMINGTON,EVENOR
 ACCOUNT NUMBER: 1515027504

PORTFOLIO DETAIL

DESCRIPTION	TOTAL MARKET/ TOTAL COST	MARKET PRICE/ COST PRICE	EST ANNUAL INCOME/ ACCRUED INC	CURRENT YIELD
SHORT TERM INVESTMENTS				
MONEY MARKET FUNDS				
608993853 HUNTINGTON CONSERVATIVE DEPOSIT ACCOUNT	47,158.13 47,158.13	1.00 1.00	28.30 2.36	0.06
** TOTAL MONEY MARKET FUNDS	SUB-TOTAL		28.30 2.36	0.06
* TOTAL SHORT TERM INVESTMENTS			28.30 2.36	0.06

BOND QUALITY SUMMARY



S & P QUALITY RATING	MARKET VALUE	PERCENT
BBB+	119,109.10	66.2%
NOT RATED	60,754.69	33.8%
Total	179,863.79	100.0%

BOND MATURITY SUMMARY



YEARS TO MATURITY	PAR VALUE	PERCENT
1-3 YEARS	110,000.00	66.5%
3-5 YEARS	55,503.50	33.5%
Total	165,503.50	100.0%

AVERAGE TIME TO MATURITY: 3.7 YEARS

CURRENT YIELD: 4.20%

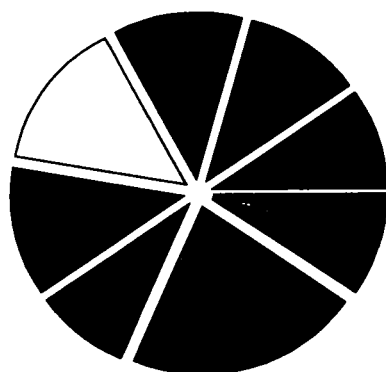
JUNE 01, 2013 TO JUNE 30, 2013

ACCOUNT NAME: ARMINGTON,EVENOR
 ACCOUNT NUMBER: 1515027504

PORTFOLIO DETAIL (CONTINUED)

DESCRIPTION	RATING	PAR VALUE	TOTAL MARKET/ TOTAL COST	MARKET PRICE/ COST PRICE	EST ANNUAL INCOME/ ACCRUED INC	YIELD CURRENT/ MATURITY
FIXED INCOME						
U. S. GOVT OBLIGATIONS						
TREASURY INFLATION INDEX N/B						
912828HN3						
US TREASURY INFLATIONARY INDEX	NR	55,503 500	60,754 69	109 46	901 93	1 48
N/B 1 625% 01/15/2018			62,659 59	112 89	413 59	
*** TOTAL TREASURY INFLATION INDEX N/B		SUB-TOTAL	60,754.69		901.93	1.48
			62,659.59		413.59	
** TOTAL U. S. GOVT OBLIGATIONS		SUB-TOTAL	60,754.69		901.93	1.48
			62,659.59		413.59	
CORPORATE OBLIGATIONS						
CORPORATE BONDS						
5901884M7						
MERRILL LYNCH & CO INC 6 05%	BBB+	110,000 000	119,109 10	108 28	6,655 00	5 59
05/16/2016			108,955 00	99 05	831 88	3 06
*** TOTAL CORPORATE BONDS		SUB-TOTAL	119,109 10		6,655.00	5.59
			108,955.00		831.88	
** TOTAL CORPORATE OBLIGATIONS		SUB-TOTAL	119,109.10		6,655.00	5.59
			108,955.00		831.88	
* TOTAL FIXED INCOME			179,863.79		7,556.93	4.20
			171,614 59		1,245.47	

EQUITY DIVERSIFICATION SUMMARY



INDUSTRY CODE	MARKET VALUE	PERCENT
CONSUMER DISCRETIONARY	118,009.25	9.7%
CONSUMER STAPLES	137,279.20	11.2%
ENERGY	146,448.70	12.0%
FINANCIALS	176,977.00	14.5%
HEALTH CARE	151,247.50	12.4%
INDUSTRIALS	110,377.35	9.0%
INFORMATION TECHNOLOGY	265,270.51	21.6%
MATERIALS	55,103.50	4.5%
TELECOMMUNICATION SERVICES	30,204.00	2.5%
UTILITIES	31,774.40	2.6%
Total	1,222,691.41	100.0%

JUNE 01, 2013 TO JUNE 30, 2013

ACCOUNT NAME: ARMINGTON,EVENOR

ACCOUNT NUMBER: 1515027504

PORTFOLIO DETAIL (CONTINUED)

DESCRIPTION	TICKER	SHARES	TOTAL MARKET/ TOTAL COST	MARKET PRICE/ COST PRICE	EST ANNUAL INCOME/ ACCRUED INC	CURRENT YIELD
EQUITY INVESTMENTS						
CONSUMER DISCRETIONARY						
20030N101 COMCAST CORP CL A	CMCSA	750 000	31,312 50 13,852 42	41 75 18 47	585 00	1 87
372460105 GENUINE PARTS CO W/1 RT/SH	GPC	400 000	31,228 00 23,804 00	78 07 59.51	860 00 215 00	2 75
580645109 MCGRAW-HILL FINANCIAL, INC W/1 RT/SH	MHP	525 000	27,924 75 12,459 34	53 19 23 73	588 00	2 11
87612E106 TARGET CORP	TGT	400.000	27,544 00 23,872 00	68 86 59 68	688 00	2 50
** TOTAL CONSUMER DISCRETIONARY		SUB- TOTAL	118,009.25 73,987.76		2,721.00 215.00	2.31
CONSUMER STAPLES						
126650100 CVS CAREMARK CORP	CVS	500 000	28,590 00 23,430 00	57 18 46 86	450 00	1 57
194162103 COLGATE PALMOLIVE	CL	460 000	26,353 40 3,836 69	57 29 8 34	625 60	2 37
494368103 KIMBERLY-CLARK CORP	KMB	280 000	27,199 20 19,899 46	97 14 71 07	907 20 226 80	3 34
713448108 PEPSICO INC	PEP	340 000	27,808 60 2,906 18	81 79 8 55	771 80	2 78
871829107 SYSCO CORP	SYY	800 000	27,328 00 5,025 00	34 16 6 28	896 00	3 28
** TOTAL CONSUMER STAPLES		SUB- TOTAL	137,279.20 55,097.33		3,650.60 226.80	2.66
ENERGY						
055622104 BP PLC SPONS ADR	BP	650 000	27,131 00 28,379 00	41.74 43 66	1,404 00	5.17
166764100 CHEVRON CORPORATION	CVX	230 000	27,218 20 16,293 20	118 34 70 84	920 00	3 38
20825C104 CONOCOPHILLIPS	COP	450 000	27,225 00 20,147 04	60 50 44 77	1,188 00	4 36

JUNE 01, 2013 TO JUNE 30, 2013

ACCOUNT NAME: ARMINGTON,EVENOR

ACCOUNT NUMBER: 1515027504

PORTFOLIO DETAIL (CONTINUED)

DESCRIPTION	TICKER	SHARES	TOTAL MARKET/ TOTAL COST	MARKET PRICE/ COST PRICE	EST ANNUAL INCOME/ ACCRUED INC	CURRENT YIELD
ENERGY						
56585A102 MARATHON PETROLEUM CORP	MPC	525 000	37,306 50 23,394 00	71 06 44 56	735 00	1 97
847560109 SPECTRA ENERGY CORP	SE	800 000	27,568 00 25,024 00	34 46 31 28	976 00	3 54
** TOTAL ENERGY		SUB- TOTAL	146,448.70 113,237.24		5,223.00 0.00	3 57
FINANCIALS						
025816109 AMERICAN EXPRESS	AXP	420 000	31,399 20 22,245 47	74 76 52 97	386 40	1 23
054937107 BB&T CORP	BBT	800 000	27,104 00 23,696 00	33 88 29 62	736 00	2 72
637417106 NATIONAL RETAIL PROPERTIES INC COMMON STOCK	NNN	850 000	29,240 00 22,559 00	34 40 26 54	1,343 00	4 59
89417E109 TRAVELERS COS INC	TRV	390 000	31,168 80 16,376 12	79 92 41 99	780 00	2 50
902973304 U S BANCORP	USB	750 000	27,112 50 24,187 50	36 15 32 25	690 00 172 50	2 54
949746101 WELLS FARGO & CO	WFC	750 000	30,952 50 24,960 00	41 27 33 28	900 00	2 91
** TOTAL FINANCIALS		SUB- TOTAL	176,977.00 134,024.09		4,835.40 172.50	2.73
HEALTH CARE						
002824100 ABBOTT LABORATORIES	ABT	370 000	12,905 60 5,877 08	34 88 15 88	207 20	1 61
00287Y109 ABBVIE INC	ABBV	370 000	15,295 80 6,373 20	41 34 17 22	592 00	3 87
478160104 JOHNSON & JOHNSON	JNJ	360 000	30,909 60 21,772 80	85 86 60 48	950 40	3 07
585055106 MEDTRONIC INC	MDT	650 000	33,455 50 10,125 37	51 47 15 58	728 00	2 18

JUNE 01, 2013 TO JUNE 30, 2013

ACCOUNT NAME: ARMINGTON,EVENOR

ACCOUNT NUMBER: 1515027504

PORTFOLIO DETAIL (CONTINUED)

DESCRIPTION	TICKER	SHARES	TOTAL MARKET/ TOTAL COST	MARKET PRICE/ COST PRICE	EST ANNUAL INCOME/ ACCRUED INC	CURRENT YIELD
HEALTH CARE						
58933Y105 MERCK & CO INC	MRK	600 000	27,870 00 21,588 00	46 45 35 98	1,032 00 258 00	3 70
717081103 PFIZER INC	PFE	1,100 000	30,811 00 24,574 00	28 01 22 34	1,056 00	3 43
** TOTAL HEALTH CARE		SUB-TOTAL	151,247.50 90,310.45		4,565.60 258.00	3.02
INDUSTRIALS						
149123101 CATERPILLAR INC	CAT	250 000	20,622 50 15,011 50	82 49 60 05	600 00	2 91
244199105 DEERE & CO W/1 RT/SH	DE	325 000	26,406 25 23,561 04	81 25 72 50	663 00 165 75	2 51
369604103 GENERAL ELECTRIC CO	GE	1,300 000	30,147 00 24,245 00	23 19 18 65	988 00 247 00	3 28
452308109 ILLINOIS TOOL WORKS	ITW	480 000	33,201 60 13,284 00	69.17 27 68	729 60 182 40	2 20
** TOTAL INDUSTRIALS		SUB-TOTAL	110,377.35 76,101.54		2,980.60 595.15	2.70
INFORMATION TECHNOLOGY						
111320107 BROADCOM CORP CL A	BRCM	825 000	27,880 88 25,764 67	33 80 31 23	363 00	1 30
17275R102 CISCO SYSTEMS	CSCO	1,600 000	38,936 00 26,009 10	24 34 16 26	1,088 00	2 79
458140100 INTEL CORP	INTC	1,000 000	24,230 00 22,568 70	24 23 22 57	900 00	3 71
459200101 IBM CORP	IBM	140 000	26,755 40 17,382 75	191 11 124 16	532 00	1 99
466313103 JABIL CIRCUIT INC	JBL	1,200 000	24,456 00 15,851 04	20 38 13 21	384 00	1 57
482480100 KLA-TENCOR CORP	KLAC	575 000	32,044 75 27,745 59	55 73 48 25	920 00	2 87

JUNE 01, 2013 TO JUNE 30, 2013

ACCOUNT NAME: ARMINGTON,EVENOR

ACCOUNT NUMBER: 1515027504

PORTFOLIO DETAIL (CONTINUED)

DESCRIPTION	TICKER	SHARES	TOTAL MARKET/ TOTAL COST	MARKET PRICE/ COST PRICE	EST ANNUAL INCOME/ ACCRUED INC	CURRENT YIELD
INFORMATION TECHNOLOGY						
594918104 MICROSOFT CORP	MSFT	875 000	30,226 88 23,451 50	34 55 26 80	805 00	2 66
68389X105 ORACLE CORPORATION FORMERLY ORACLE SYS CORP W/1 RT/SH	ORCL	900 000	27,639 00 16,542 00	30 71 18 38	432 00	1 56
G1151C101 ACCENTURE PLC CL A	ACN	460 000	33,101 60 28,299 20	71 96 61 52	745 20	2 25
** TOTAL INFORMATION TECHNOLOGY		SUB- TOTAL	265,270.51 203,614.55		6,169 20 0.00	2.33
MATERIALS						
277432100 EASTMAN CHEMICAL CO	EMN	350 000	24,503 50 9,330 02	70 01 26 66	420 00 105 00	1 71
695156109 PACKAGING CORP OF AMERICA	PKG	625 000	30,600 00 17,961 62	48 96 28 74	1,000 00 250 00	3 27
** TOTAL MATERIALS		SUB- TOTAL	55,103 50 27,291.64		1,420.00 355.00	2.58
TELECOMMUNICATION SERVICES						
92343V104 VERIZON COMMUNICATIONS	VZ	600 000	30,204 00 16,387 58	50 34 27 31	1,236 00	4 09
** TOTAL TELECOMMUNICATION SERVICES		SUB- TOTAL	30,204.00 16,387.58		1,236.00 0.00	4.09
UTILITIES						
30161N101 EXELON CORP	EXC	420 000	12,969 60 16,380 00	30 88 39 00	520 80	4 02
816851109 SEMPRA ENERGY	SRE	230 000	18,804 80 15,704 40	81 76 68 28	579 60 144 90	3 08
** TOTAL UTILITIES		SUB- TOTAL	31,774.40 32,084.40		1,100.40 144.90	3.46
* TOTAL EQUITY INVESTMENTS			1,222,691.41 822,136.58		33,901.80 1,967.35	2.77
MUTUAL FUNDS						
MUTUAL FUNDS-FIXED INCOME						
446990863 HUNTINGTON WORLD INCOME FUND III	HWIF3	9,785 018	80,530 70 89,891 07	8 23 9 19	5,518 75	6 85

JUNE 01, 2013 TO JUNE 30, 2013

ACCOUNT NAME: ARMINGTON,EVENOR
ACCOUNT NUMBER: 1515027504**PORTFOLIO DETAIL (CONTINUED)**

DESCRIPTION	TICKER	SHARES	TOTAL MARKET/ TOTAL COST	MARKET PRICE/ COST PRICE	EST ANNUAL INCOME/ ACCRUED INC	CURRENT YIELD
MUTUAL FUNDS-FIXED INCOME						
609888128 HUNTINGTON INTERMEDIATE GOVERNMENT INCOME FUND III	HIGF3	3,593 890	38,454 62 40,071 87	10 70 11 15	761 90 63 49	1 98
** TOTAL MUTUAL FUNDS-FIXED INCOME		SUB- TOTAL	118,985.32 129,962.94		6,280.65 63.49	5.28
MUTUAL FUNDS-EQUITY						
444993307 HUNTINGTON MID CORP AMERICA FUND III	HCAF3	9,903 659	156,180 70 99,139 84	15 77 10 01	158.46	0 10
444998306 HUNTINGTON INTERNATIONAL EQUITY FUND III	HIF3	6,213 592	72,823 30 63,875 73	11 72 10 28	1,174 37	1 61
44632P934 HUNTINGTON DISCIPLINED EQUITY FD TR III	HDE3	6,435 170	65,960 49 58,581 09	10 25 9 10	630 65	0 96
** TOTAL MUTUAL FUNDS-EQUITY		SUB- TOTAL	294,964.49 221,596.66		1,963.48 0.00	0.67
* TOTAL MUTUAL FUNDS			413,949.81 351,559.60		8,244.13 63.49	1.99
GRAND TOTAL ASSETS			1,863,663.14 1,392,468.90		49,731.16 3,278.67	2.67



JUNE 01, 2013 TO JUNE 30, 2013

ACCOUNT NAME: ARMINGTON,EVENOR
 ACCOUNT NUMBER: 1515027504

TRANSACTION SUMMARY

	CURRENT PERIOD			YEAR TO DATE		
	PRINCIPAL CASH	INCOME CASH	COST	PRINCIPAL CASH	INCOME CASH	COST
BEGINNING BALANCE	0.00	0.00	1,401,605.52	0.00	0.00	1,554,750.69
RECEIPTS						
INTEREST					7,548.54	
DIVIDENDS		4,527.28		17,549.30	42,434.44	
OTHER RECEIPTS	829.70	1,778.75		17,367.42	1,778.75	
TOTAL RECEIPTS	829.70	6,306.03	0.00	34,916.72	51,761.73	0.00
DISBURSEMENTS						
CASH DISTRIBUTIONS		11,756.31-		311,256.22-	26,929.53-	
FEES	672.80-	672.79-		7,892.81-	7,892.78-	
OTHER DISBURSEMENTS	2,340.75-	829.70-		2,340.75-	16,939.42-	
TOTAL DISBURSEMENTS	3,013.55-	13,258.80-	0.00	321,489.78-	51,761.73-	0.00
ASSETS PURCHASED						
BUYS				291,066.30-		291,066.30
TOTAL ASSETS PURCHASED	0.00	0.00	0.00	291,066.30-	0.00	291,066.30
ASSETS SOLD/MATURED						
SALES				488,485.29		364,194.02-
TOTAL ASSETS SOLD/MATURED	0.00	0.00	0.00	488,485.29	0.00	364,194.02-
CASH MANAGEMENT						
WITHDRAWALS	2,183.85	6,952.77	9,136.62-	89,154.07		89,154.07-
TOTAL CASH MANAGEMENT	2,183.85	6,952.77	9,136.62-	89,154.07	0.00	89,154.07-
ENDING BALANCE	0.00	0.00	1,392,468.90	0.00	0.00	1,392,468.90