



See a Social Security Number? Say Something!
Report Privacy Problems to <https://public.resource.org/privacy>
Or call the IRS Identity Theft Hotline at 1-800-908-4490



Form

990-PF

Department of the Treasury
Internal Revenue Service

Return of Private Foundation

or Section 4947(a)(1) Nonexempt Charitable Trust

Treated as a Private Foundation

Note. The foundation may be able to use a copy of this return to satisfy state reporting requirements

OMB No 1545-0052

2012

Open to Public Inspection

For calendar year 2012, or tax year beginning 07-01-2012 , and ending 06-30-2013

| | | | |
|---|--|--|--|
| Name of foundation THE FARKAS FAMILY FOUNDATION | | A Employer identification number 06-1593377 | |
| Number and street (or P O box number if mail is not delivered to street address) 1720 BROWNS GAP TURNPIKE | | B Telephone number (see instructions) (434) 823-2262 | |
| City or town, state, and ZIP code CHARLOTTESVILLE, VA 22901 | | C If exemption application is pending, check here <input type="checkbox"/> | |
| G Check all that apply <input type="checkbox"/> Initial return <input type="checkbox"/> Final return <input type="checkbox"/> Address change | | D 1. Foreign organizations, check here <input type="checkbox"/> 2. Foreign organizations meeting the 85% test, check here and attach computation <input type="checkbox"/> | |
| H Check type of organization <input checked="" type="checkbox"/> Section 501(c)(3) exempt private foundation <input type="checkbox"/> Section 4947(a)(1) nonexempt charitable trust <input type="checkbox"/> Other taxable private foundation | | E If private foundation status was terminated under section 507(b)(1)(A), check here <input type="checkbox"/> | |
| I Fair market value of all assets at end of year (from Part II, col. (c), line 16) \$ 9,998,911 | | F If the foundation is in a 60-month termination under section 507(b)(1)(B), check here <input type="checkbox"/> | |
| J Accounting method <input checked="" type="checkbox"/> Cash <input type="checkbox"/> Accrual <input type="checkbox"/> Other (specify) (Part I, column (d) must be on cash basis.) | | | |

| Part I Analysis of Revenue and Expenses (The total of amounts in columns (b), (c), and (d) may not necessarily equal the amounts in column (a) (see instructions)) | | (a) Revenue and expenses per books | (b) Net investment income | (c) Adjusted net income | (d) Disbursements for charitable purposes (cash basis only) |
|---|--|---|---------------------------|-------------------------|---|
| Revenue | 1 Contributions, gifts, grants, etc , received (attach schedule) | | | | |
| | 2 Check <input checked="" type="checkbox"/> if the foundation is not required to attach Sch B | | | | |
| | 3 Interest on savings and temporary cash investments | 27,310 | 27,310 | | |
| | 4 Dividends and interest from securities. | 223,074 | 211,632 | | |
| | 5a Gross rents | | | | |
| | b Net rental income or (loss) _____ | | | | |
| | 6a Net gain or (loss) from sale of assets not on line 10 | <input checked="" type="checkbox"/> -24,312 | | | |
| | b Gross sales price for all assets on line 6a 3,600,998 | | | | |
| | 7 Capital gain net income (from Part IV , line 2) | | 19,004 | | |
| | 8 Net short-term capital gain | | | | |
| | 9 Income modifications | | | | |
| | 10a Gross sales less returns and allowances | | | | |
| Operating and Administrative Expenses | b Less Cost of goods sold | | | | |
| | c Gross profit or (loss) (attach schedule) | | | | |
| | 11 Other income (attach schedule) | <input checked="" type="checkbox"/> 754 | 754 | | |
| | 12 Total. Add lines 1 through 11 | 226,826 | 258,700 | | |
| | 13 Compensation of officers, directors, trustees, etc | 30,000 | 10,000 | | |
| | 14 Other employee salaries and wages | | | | |
| | 15 Pension plans, employee benefits | 2,295 | 2,295 | | |
| | 16a Legal fees (attach schedule) | | | | |
| | b Accounting fees (attach schedule) | <input checked="" type="checkbox"/> 3,450 | 3,450 | | |
| | c Other professional fees (attach schedule) | | | | |
| | 17 Interest | | | | |
| | 18 Taxes (attach schedule) (see instructions) | | | | |
| | 19 Depreciation (attach schedule) and depletion | | | | |
| | 20 Occupancy | | | | |
| | 21 Travel, conferences, and meetings | | | | |
| | 22 Printing and publications | | | | |
| | 23 Other expenses (attach schedule) | <input checked="" type="checkbox"/> 55,105 | 55,014 | | |
| | 24 Total operating and administrative expenses. | | | | |
| | Add lines 13 through 23 | 90,850 | 70,759 | | 0 |
| | 25 Contributions, gifts, grants paid | 305,000 | | | 305,000 |
| | 26 Total expenses and disbursements. Add lines 24 and 25 | 395,850 | 70,759 | | 305,000 |
| | 27 Subtract line 26 from line 12 | | | | |
| | a Excess of revenue over expenses and disbursements | -169,024 | | | |
| | b Net investment income (if negative, enter -0-) | | 187,941 | | |
| | c Adjusted net income (if negative, enter -0-) | | | | |

| Part II Balance Sheets | | Attached schedules and amounts in the description column should be for end-of-year amounts only (See instructions) | Beginning of year | End of year | |
|-----------------------------|--|--|-------------------|---|-----------------------|
| | | | (a) Book Value | (b) Book Value | (c) Fair Market Value |
| Assets | 1 | Cash—non-interest-bearing | | | |
| | 2 | Savings and temporary cash investments | 1,502,986 | 1,277,997 | 1,275,657 |
| | 3 | Accounts receivable ▶ _____ Less allowance for doubtful accounts ▶ _____ | | | |
| | 4 | Pledges receivable ▶ _____ Less allowance for doubtful accounts ▶ _____ | | | |
| | 5 | Grants receivable | | | |
| | 6 | Receivables due from officers, directors, trustees, and other disqualified persons (attach schedule) (see page 15 of the instructions) | | | |
| | 7 | Other notes and loans receivable (attach schedule) ▶ _____ Less allowance for doubtful accounts ▶ _____ | | | |
| | 8 | Inventories for sale or use | | | |
| | 9 | Prepaid expenses and deferred charges | | | |
| | 10a | Investments—U S and state government obligations (attach schedule) | 275,424 | <input checked="" type="checkbox"/> 352,399 | 341,605 |
| | b | Investments—corporate stock (attach schedule) | 3,551,405 | <input checked="" type="checkbox"/> 3,983,177 | 4,476,660 |
| | c | Investments—corporate bonds (attach schedule). | 908,042 | <input checked="" type="checkbox"/> 676,990 | 677,847 |
| | 11 | Investments—land, buildings, and equipment basis ▶ _____ Less accumulated depreciation (attach schedule) ▶ _____ | | | |
| | 12 | Investments—mortgage loans | | | |
| | 13 | Investments—other (attach schedule) | 3,491,788 | <input checked="" type="checkbox"/> 3,270,058 | 3,227,142 |
| | 14 | Land, buildings, and equipment basis ▶ _____ Less accumulated depreciation (attach schedule) ▶ _____ | | | |
| 15 | Other assets (describe ▶ _____) | | | | |
| 16 | Total assets (to be completed by all filers—see the instructions Also, see page 1, item I) | 9,729,645 | 9,560,621 | 9,998,911 | |
| Liabilities | 17 | Accounts payable and accrued expenses | | | |
| | 18 | Grants payable | | | |
| | 19 | Deferred revenue | | | |
| | 20 | Loans from officers, directors, trustees, and other disqualified persons | | | |
| | 21 | Mortgages and other notes payable (attach schedule) | | | |
| | 22 | Other liabilities (describe ▶ _____) | | | |
| | 23 | Total liabilities (add lines 17 through 22) | | 0 | |
| Net Assets or Fund Balances | | Foundations that follow SFAS 117, check here ▶ <input type="checkbox"/> and complete lines 24 through 26 and lines 30 and 31. | | | |
| | 24 | Unrestricted | | | |
| | 25 | Temporarily restricted | | | |
| | 26 | Permanently restricted | | | |
| | | Foundations that do not follow SFAS 117, check here ▶ <input checked="" type="checkbox"/> and complete lines 27 through 31. | | | |
| | 27 | Capital stock, trust principal, or current funds | | | |
| | 28 | Paid-in or capital surplus, or land, bldg , and equipment fund | | | |
| | 29 | Retained earnings, accumulated income, endowment, or other funds | 9,729,645 | 9,560,621 | |
| | 30 | Total net assets or fund balances (see page 17 of the instructions) | 9,729,645 | 9,560,621 | |
| | 31 | Total liabilities and net assets/fund balances (see page 17 of the instructions) | 9,729,645 | 9,560,621 | |

| Part III Analysis of Changes in Net Assets or Fund Balances | | |
|---|--|-------------|
| 1 | Total net assets or fund balances at beginning of year—Part II, column (a), line 30 (must agree with end-of-year figure reported on prior year’s return) | 1 9,729,645 |
| 2 | Enter amount from Part I, line 27a | 2 -169,024 |
| 3 | Other increases not included in line 2 (itemize) ▶ _____ | 3 |
| 4 | Add lines 1, 2, and 3 | 4 9,560,621 |
| 5 | Decreases not included in line 2 (itemize) ▶ _____ | 5 |
| 6 | Total net assets or fund balances at end of year (line 4 minus line 5)—Part II, column (b), line 30 | 6 9,560,621 |

Part IV

Capital Gains and Losses for Tax on Investment Income

| | | | | |
|---|--|---|--|----------------------------------|
| (a) List and describe the kind(s) of property sold (e g , real estate, 2-story brick warehouse, or common stock, 200 shs MLC Co) | | (b) How acquired P—Purchase D—Donation | (c) Date acquired (mo , day, yr) | (d) Date sold (mo , day, yr) |
| 1a | | | | |
| | | | | |
| | | | | |
| | | | | |
| | | | | |
| | | | | |
| | | | | |
| (e) Gross sales price | (f) Depreciation allowed (or allowable) | (g) Cost or other basis plus expense of sale | (h) Gain or (loss) (e) plus (f) minus (g) | |
| a | | | | |
| b | | | | |
| c | | | | |
| d | | | | |
| e | | | | |
| Complete only for assets showing gain in column (h) and owned by the foundation on 12/31/69 | | | (i) Gains (Col (h) gain minus col (k), but not less than -0-) or Losses (from col (h)) | |
| (i) F M V as of 12/31/69 | (j) Adjusted basis as of 12/31/69 | (k) Excess of col (i) over col (j), if any | | |
| a | | | | |
| b | | | | |
| c | | | | |
| d | | | | |
| e | | | | |
| 2 | Capital gain net income or (net capital loss) { If gain, also enter in Part I, line 7 If (loss), enter -0- in Part I, line 7 } | | 2 | 19,004 |
| 3 | Net short-term capital gain or (loss) as defined in sections 1222(5) and (6) If gain, also enter in Part I, line 8, column (c) (see instructions) If (loss), enter -0- in Part I, line 8 } | | 3 | |

Part V

Qualification Under Section 4940(e) for Reduced Tax on Net Investment Income

(For optional use by domestic private foundations subject to the section 4940(a) tax on net investment income)

If section 4940(d)(2) applies, leave this part blank

Was the foundation liable for the section 4942 tax on the distributable amount of any year in the base period? ☐ Yes ☒ No

If "Yes," the foundation does not qualify under section 4940(e) Do not complete this part

1 Enter the appropriate amount in each column for each year, see page 18 of the instructions before making any entries

| | | | |
|--|--|--|---|
| (a) Base period years Calendar year (or tax year beginning in) | (b) Adjusted qualifying distributions | (c) Net value of noncharitable-use assets | (d) Distribution ratio (col (b) divided by col (c)) |
| 2011 | 655,662 | 9,042,859 | 0 072506 |
| 2010 | 663,187 | 10,305,506 | 0 064353 |
| 2009 | 518,980 | 10,018,732 | 0 051801 |
| 2008 | 242,546 | 8,205,529 | 0 029559 |
| 2007 | 252,270 | 3,541,559 | 0 071231 |
| | | | |
| 2 | Total of line 1, column (d). | | 2 0 289450 |
| 3 | Average distribution ratio for the 5-year base period—divide the total on line 2 by 5, or by the number of years the foundation has been in existence if less than 5 years | | 3 0 057890 |
| 4 | Enter the net value of noncharitable-use assets for 2012 from Part X, line 5. | | 4 8,764,296 |
| 5 | Multiply line 4 by line 3. | | 5 507,365 |
| 6 | Enter 1% of net investment income (1% of Part I, line 27b). | | 6 1,879 |
| 7 | Add lines 5 and 6. | | 7 509,244 |
| 8 | Enter qualifying distributions from Part XII, line 4. | | 8 305,000 |
| If line 8 is equal to or greater than line 7, check the box in Part VI, line 1b, and complete that part using a 1% tax rate See the Part VI instructions | | | |

Part VIExcise Tax Based on Investment Income (Section 4940(a), 4940(b), 4940(e), or 4948—see page 18 of the instructions)

| | | | | | |
|----|--|---|-----------------------------------|-------|-------|
| 1a | | Exempt operating foundations described in section 4940(d)(2), check here <input type="checkbox"/> and enter "N/A" on line 1 | | | |
| | | Date of ruling or determination letter _____ (attach copy of letter if necessary—see instructions) | | | |
| b | | Domestic foundations that meet the section 4940(e) requirements in Part V, check here <input type="checkbox"/> and enter 1% of Part I, line 27b | | 1 | 3,759 |
| c | | All other domestic foundations enter 2% of line 27b Exempt foreign organizations enter 4% of Part I, line 12, col (b) | | | |
| 2 | | Tax under section 511 (domestic section 4947(a)(1) trusts and taxable foundations only Others enter -0-) | | 2 | |
| 3 | | Add lines 1 and 2. | | 3 | 3,759 |
| 4 | | Subtitle A (income) tax (domestic section 4947(a)(1) trusts and taxable foundations only Others enter -0-) | | 4 | |
| 5 | | Tax based on investment income. Subtract line 4 from line 3 If zero or less, enter -0- | | 5 | 3,759 |
| 6 | | Credits/Payments | | | |
| a | | 2012 estimated tax payments and 2011 overpayment credited to 2012 | 6a | 2,520 | |
| b | | Exempt foreign organizations—tax withheld at source | 6b | | |
| c | | Tax paid with application for extension of time to file (Form 8868) | 6c | | |
| d | | Backup withholding erroneously withheld | 6d | | |
| 7 | | Total credits and payments Add lines 6a through 6d. | | 7 | 2,520 |
| 8 | | Enter any penalty for underpayment of estimated tax Check here <input type="checkbox"/> if Form 2220 is attached | | 8 | |
| 9 | | Tax due. If the total of lines 5 and 8 is more than line 7, enter amount owed | | 9 | 1,239 |
| 10 | | Overpayment. If line 7 is more than the total of lines 5 and 8, enter the amount overpaid. | | 10 | |
| 11 | | Enter the amount of line 10 to be Credited to 2013 estimated tax <input type="checkbox"/> | Refunded <input type="checkbox"/> | 11 | |

Part VII-AStatements Regarding Activities

| | | | | |
|----|--|----|-----|----|
| 1a | During the tax year, did the foundation attempt to influence any national, state, or local legislation or did it participate or intervene in any political campaign? | | Yes | No |
| | | 1a | | No |
| b | Did it spend more than \$100 during the year (either directly or indirectly) for political purposes (see page 19 of the instructions for definition)? | | | No |
| | If the answer is "Yes" to 1a or 1b, attach a detailed description of the activities and copies of any materials published or distributed by the foundation in connection with the activities. | | | |
| c | Did the foundation file Form 1120-POL for this year?. | 1c | | No |
| d | Enter the amount (if any) of tax on political expenditures (section 4955) imposed during the year (1) On the foundation <input type="checkbox"/> \$ _____ (2) On foundation managers <input type="checkbox"/> \$ _____ | | | |
| e | Enter the reimbursement (if any) paid by the foundation during the year for political expenditure tax imposed on foundation managers <input type="checkbox"/> \$ _____ | | | |
| 2 | Has the foundation engaged in any activities that have not previously been reported to the IRS? | 2 | | No |
| | If "Yes," attach a detailed description of the activities. | | | |
| 3 | Has the foundation made any changes, not previously reported to the IRS, in its governing instrument, articles of incorporation, or bylaws, or other similar instruments? If "Yes," attach a conformed copy of the changes | 3 | | No |
| 4a | Did the foundation have unrelated business gross income of \$1,000 or more during the year?. | 4a | | No |
| b | If "Yes," has it filed a tax return on Form 990-T for this year?. | 4b | | |
| 5 | Was there a liquidation, termination, dissolution, or substantial contraction during the year? | 5 | | No |
| | If "Yes," attach the statement required by General Instruction T. | | | |
| 6 | Are the requirements of section 508(e) (relating to sections 4941 through 4945) satisfied either | | | |
| | • By language in the governing instrument, or | | | |
| | • By state legislation that effectively amends the governing instrument so that no mandatory directions that conflict with the state law remain in the governing instrument? | 6 | Yes | |
| 7 | Did the foundation have at least \$5,000 in assets at any time during the year? If "Yes," complete Part II, col (c), and Part XV | 7 | Yes | |
| 8a | Enter the states to which the foundation reports or with which it is registered (see instructions) <input type="checkbox"/> CT _____ | | | |
| b | If the answer is "Yes" to line 7, has the foundation furnished a copy of Form 990-PF to the Attorney General (or designate) of each state as required by General Instruction G? If "No," attach explanation . | 8b | Yes | |
| 9 | Is the foundation claiming status as a private operating foundation within the meaning of section 4942(j)(3) or 4942(j)(5) for calendar year 2012 or the taxable year beginning in 2012 (see instructions for Part XIV)? If "Yes," complete Part XIV | 9 | | No |
| 10 | Did any persons become substantial contributors during the tax year? If "Yes," attach a schedule listing their names and addresses | 10 | | No |

Part VII-A

Statements Regarding Activities *(continued)*

| | | | | |
|---|---|----|-----|----|
| 11 | At any time during the year, did the foundation, directly or indirectly, own a controlled entity within the meaning of section 512(b)(13)? If "Yes," attach schedule (see instructions). | 11 | | No |
| 12 | Did the foundation make a distribution to a donor advised fund over which the foundation or a disqualified person had advisory privileges? If "Yes," attach statement (see instructions) | 12 | | No |
| 13 | Did the foundation comply with the public inspection requirements for its annual returns and exemption application? | 13 | Yes | |
| Website address ▶N/A | | | | |
| 14 | The books are in care of ▶GAIL MUNGER Telephone no ▶(434) 823-2262 Located at ▶1720 BROWNS GAP TURNPIKE CHARLOTTESVILLE VA ZIP +4 ▶22901 | | | |
| 15 | Section 4947(a)(1) nonexempt charitable trusts filing Form 990-PF in lieu of Form 1041 —Check here ▶ <input type="checkbox"/> and enter the amount of tax-exempt interest received or accrued during the year ▶ | 15 | | |
| 16 | At any time during calendar year 2012, did the foundation have an interest in or a signature or other authority over a bank, securities, or other financial account in a foreign country? | 16 | | No |
| See instructions for exceptions and filing requirements for Form TD F 90-22.1 If "Yes", enter the name of the foreign country ▶ | | | | |

Part VII-B

Statements Regarding Activities for Which Form 4720 May Be Required

| | | | | |
|---|---|----|-----|----|
| File Form 4720 if any item is checked in the "Yes" column, unless an exception applies. | | | Yes | No |
| 1a | During the year did the foundation (either directly or indirectly) | | | |
| | (1) Engage in the sale or exchange, or leasing of property with a disqualified person? <input type="checkbox"/> Yes <input checked="" type="checkbox"/> No | | | |
| | (2) Borrow money from, lend money to, or otherwise extend credit to (or accept it from) a disqualified person?. <input type="checkbox"/> Yes <input checked="" type="checkbox"/> No | | | |
| | (3) Furnish goods, services, or facilities to (or accept them from) a disqualified person? <input type="checkbox"/> Yes <input checked="" type="checkbox"/> No | | | |
| | (4) Pay compensation to, or pay or reimburse the expenses of, a disqualified person? <input type="checkbox"/> Yes <input checked="" type="checkbox"/> No | | | |
| | (5) Transfer any income or assets to a disqualified person (or make any of either available for the benefit or use of a disqualified person)?. <input type="checkbox"/> Yes <input checked="" type="checkbox"/> No | | | |
| | (6) Agree to pay money or property to a government official? (Exception. Check "No" if the foundation agreed to make a grant to or to employ the official for a period after termination of government service, if terminating within 90 days). <input type="checkbox"/> Yes <input checked="" type="checkbox"/> No | | | |
| b | If any answer is "Yes" to 1a(1)–(6), did any of the acts fail to qualify under the exceptions described in Regulations section 53.4941(d)-3 or in a current notice regarding disaster assistance (see page 20 of the instructions)?. . . Organizations relying on a current notice regarding disaster assistance check here. ▶ <input type="checkbox"/> | 1b | | |
| c | Did the foundation engage in a prior year in any of the acts described in 1a, other than excepted acts, that were not corrected before the first day of the tax year beginning in 2012?. | 1c | | |
| 2 | Taxes on failure to distribute income (section 4942) (does not apply for years the foundation was a private operating foundation defined in section 4942(j)(3) or 4942(j)(5)) | | | |
| a | At the end of tax year 2012, did the foundation have any undistributed income (lines 6d and 6e, Part XIII) for tax year(s) beginning before 2012?. <input type="checkbox"/> Yes <input checked="" type="checkbox"/> No If "Yes," list the years ▶ 20____, 20____, 20____, 20____ | | | |
| b | Are there any years listed in 2a for which the foundation is not applying the provisions of section 4942(a)(2) (relating to incorrect valuation of assets) to the year's undistributed income? (If applying section 4942(a)(2) to all years listed, answer "No" and attach statement—see instructions). | 2b | | |
| c | If the provisions of section 4942(a)(2) are being applied to any of the years listed in 2a, list the years here ▶ 20____, 20____, 20____, 20____ | | | |
| 3a | Did the foundation hold more than a 2% direct or indirect interest in any business enterprise at any time during the year?. <input checked="" type="checkbox"/> Yes <input type="checkbox"/> No | | | |
| b | If "Yes," did it have excess business holdings in 2012 as a result of (1) any purchase by the foundation or disqualified persons after May 26, 1969, (2) the lapse of the 5-year period (or longer period approved by the Commissioner under section 4943(c)(7)) to dispose of holdings acquired by gift or bequest, or (3) the lapse of the 10-, 15-, or 20-year first phase holding period? (<i>Use Schedule C, Form 4720, to determine if the foundation had excess business holdings in 2012.</i>). | 3b | | No |
| 4a | Did the foundation invest during the year any amount in a manner that would jeopardize its charitable purposes? | 4a | | No |
| b | Did the foundation make any investment in a prior year (but after December 31, 1969) that could jeopardize its charitable purpose that had not been removed from jeopardy before the first day of the tax year beginning in 2012? | 4b | | No |

Part VII-B

Statements Regarding Activities for Which Form 4720 May Be Required (continued)

5a

During the year did the foundation pay or incur any amount to

(1) Carry on propaganda, or otherwise attempt to influence legislation (section 4945(e))?

☐ Yes ☒ No

(2) Influence the outcome of any specific public election (see section 4955), or to carry on, directly or indirectly, any voter registration drive?

☐ Yes ☒ No

(3) Provide a grant to an individual for travel, study, or other similar purposes?

☐ Yes ☒ No

(4) Provide a grant to an organization other than a charitable, etc , organization described in section 509(a)(1), (2), or (3), or section 4940(d)(2)? (see instructions).

☐ Yes ☒ No

(5) Provide for any purpose other than religious, charitable, scientific, literary, or educational purposes, or for the prevention of cruelty to children or animals?

☐ Yes ☒ No

b

If any answer is "Yes" to 5a(1)–(5), did **any** of the transactions fail to qualify under the exceptions described in Regulations section 53.4945 or in a current notice regarding disaster assistance (see instructions)?

5b

Organizations relying on a current notice regarding disaster assistance check here.

☒

c

If the answer is "Yes" to question 5a(4), does the foundation claim exemption from the tax because it maintained expenditure responsibility for the grant?

☐ Yes ☐ No

If "Yes," attach the statement required by Regulations section 53.4945–5(d).

6a

Did the foundation, during the year, receive any funds, directly or indirectly, to pay premiums on a personal benefit contract?

☐ Yes ☒ No

b

Did the foundation, during the year, pay premiums, directly or indirectly, on a personal benefit contract?

6b

No

If "Yes" to 6b, file Form 8870.

7a

At any time during the tax year, was the foundation a party to a prohibited tax shelter transaction?

☐ Yes ☒ No

b

If yes, did the foundation receive any proceeds or have any net income attributable to the transaction?


7b

Part VIII

Information About Officers, Directors, Trustees, Foundation Managers, Highly Paid Employees, and Contractors

1

List all officers, directors, trustees, foundation managers and their compensation (see instructions).

| (a) Name and address | (b) Title, and average hours per week devoted to position | (c) Compensation (If not paid, enter -0-) | (d) Contributions to employee benefit plans and deferred compensation | (e) Expense account, other allowances |
|---|---|---|---|---------------------------------------|
| GAIL MUNGER  1720 BROWNS GAP TURNPIKE CHARLOTTESVILLE,VA 22901 | TRUSTEE 10 00 | 30,000 | 0 | 0 |


2

Compensation of five highest-paid employees (other than those included on line 1—see instructions). If none, enter "NONE."

| (a) Name and address of each employee paid more than \$50,000 | (b) Title, and average hours per week devoted to position | (c) Compensation | (d) Contributions to employee benefit plans and deferred compensation | (e) Expense account, other allowances |
|---|---|------------------|---|---------------------------------------|
| NONE | | | | |
| | | | | |
| | | | | |
| | | | | |
| | | | | |
| | | | | |
| | | | | |
| | | | | |
| | | | | |

Total

number of other employees paid over \$50,000.



Part VIII

| (a) Name and address of each person paid more than \$50,000 | (b) Type of service | (c) Compensation |
|---|---------------------|------------------|
| NONE | | |
| | | |
| | | |
| | | |
| | | |
| | | |
| | | |
| | | |
| | | |
| | | |

Part IX-A Summary of Direct Charitable Activities

| List the foundation's four largest direct charitable activities during the tax year. Include relevant statistical information such as the number of organizations and other beneficiaries served, conferences convened, research papers produced, etc. | | Expenses |
|--|--|----------|
| 1 | | |
| | | |
| | | |
| 2 | | |
| | | |
| | | |
| 3 | | |
| | | |
| | | |
| 4 | | |
| | | |
| | | |

| Describe the two largest program-related investments made by the foundation during the tax year on lines 1 and 2 | Amount |
|--|--------|
| 1 N/A | |
| 2 | |
| | |
| | |
| All other program-related investments See page 24 of the instructions | |
| 3 | |
| | |
| | |

Form **990-PF** (2012)

Part X

Minimum Investment Return (All domestic foundations must complete this part. Foreign foundations, see instructions.)

| | | | |
|---|--|----|------------|
| 1 | Fair market value of assets not used (or held for use) directly in carrying out charitable, etc , purposes | | |
| a | Average monthly fair market value of securities. | 1a | 8,472,195 |
| b | Average of monthly cash balances. | 1b | 1,266,440 |
| c | Fair market value of all other assets (see instructions). | 1c | 301,318 |
| d | Total (add lines 1a, b, and c). | 1d | 10,039,953 |
| e | Reduction claimed for blockage or other factors reported on lines 1a and 1c (attach detailed explanation). | 1e | |
| 2 | Acquisition indebtedness applicable to line 1 assets. | 2 | |
| 3 | Subtract line 2 from line 1d. | 3 | 10,039,953 |
| 4 | Cash deemed held for charitable activities Enter 1 1/2% of line 3 (for greater amount, see instructions). | 4 | 1,275,657 |
| 5 | Net value of noncharitable-use assets. Subtract line 4 from line 3 Enter here and on Part V, line 4 | 5 | 8,764,296 |
| 6 | Minimum investment return. Enter 5% of line 5. | 6 | 438,215 |

Part XI

Distributable Amount (see instructions) (Section 4942(j)(3) and (j)(5) private operating foundations and certain foreign organizations check here ☐ and do not complete this part.)

| | | | |
|----|---|----|---------|
| 1 | Minimum investment return from Part X, line 6. | 1 | 438,215 |
| 2a | Tax on investment income for 2012 from Part VI, line 5. | 2a | 3,759 |
| b | Income tax for 2012 (This does not include the tax from Part VI). | 2b | |
| c | Add lines 2a and 2b. | 2c | 3,759 |
| 3 | Distributable amount before adjustments Subtract line 2c from line 1. | 3 | 434,456 |
| 4 | Recoveries of amounts treated as qualifying distributions. | 4 | |
| 5 | Add lines 3 and 4. | 5 | 434,456 |
| 6 | Deduction from distributable amount (see instructions). | 6 | |
| 7 | Distributable amount as adjusted Subtract line 6 from line 5 Enter here and on Part XIII, line 1. | 7 | 434,456 |

Part XII

Qualifying Distributions (see instructions)

| | | | |
|--|--|----|---------|
| 1 | Amounts paid (including administrative expenses) to accomplish charitable, etc , purposes | | |
| a | Expenses, contributions, gifts, etc —total from Part I, column (d), line 26. | 1a | 305,000 |
| b | Program-related investments—total from Part IX-B. | 1b | |
| 2 | Amounts paid to acquire assets used (or held for use) directly in carrying out charitable, etc , purposes. | 2 | |
| 3 | Amounts set aside for specific charitable projects that satisfy the | | |
| a | Suitability test (prior IRS approval required). | 3a | |
| b | Cash distribution test (attach the required schedule). | 3b | |
| 4 | Qualifying distributions. Add lines 1a through 3b Enter here and on Part V, line 8, and Part XIII, line 4 | 4 | 305,000 |
| 5 | Foundations that qualify under section 4940(e) for the reduced rate of tax on net investment income Enter 1% of Part I, line 27b (see instructions). | 5 | |
| 6 | Adjusted qualifying distributions. Subtract line 5 from line 4. | 6 | 305,000 |
| Note: The amount on line 6 will be used in Part V, column (b), in subsequent years when calculating whether the foundation qualifies for the section 4940(e) reduction of tax in those years | | | |

Part XIII

Undistributed Income (see instructions)

| | (a) Corpus | (b) Years prior to 2011 | (c) 2011 | (d) 2012 |
|---|---------------|----------------------------|-------------|-------------|
| 1 Distributable amount for 2012 from Part XI, line 7 | | | | 434,456 |
| 2 Undistributed income, if any, as of the end of 2012 | | | | |
| a Enter amount for 2011 only. | | | | |
| b Total for prior years 20____, 20____, 20____ | | | | |
| 3 Excess distributions carryover, if any, to 2012 | | | | |
| a From 2007. | | | | |
| b From 2008. | | | | |
| c From 2009. | | | | |
| d From 2010. | | | | 34,148 |
| e From 2011. | | | | 208,523 |
| f Total of lines 3a through e. | 242,671 | | | |
| 4 Qualifying distributions for 2012 from Part XII, line 4 ▶ \$ 305,000 | | | | |
| a Applied to 2011, but not more than line 2a | | | | |
| b Applied to undistributed income of prior years (Election required—see instructions). | | | | |
| c Treated as distributions out of corpus (Election required—see instructions). | | | | |
| d Applied to 2012 distributable amount. | | | | 305,000 |
| e Remaining amount distributed out of corpus | | | | |
| 5 Excess distributions carryover applied to 2012 (If an amount appears in column (d), the same amount must be shown in column (a).) | 129,456 | | | 129,456 |
| 6 Enter the net total of each column as indicated below: | | | | |
| a Corpus Add lines 3f, 4c, and 4e Subtract line 5 | 113,215 | | | |
| b Prior years' undistributed income Subtract line 4b from line 2b. | | | | |
| c Enter the amount of prior years' undistributed income for which a notice of deficiency has been issued, or on which the section 4942(a) tax has been previously assessed. | | | | |
| d Subtract line 6c from line 6b Taxable amount—see instructions | | | | |
| e Undistributed income for 2011 Subtract line 4a from line 2a Taxable amount—see instructions | | | | |
| f Undistributed income for 2012 Subtract lines 4d and 5 from line 1 This amount must be distributed in 2013. | | | | 0 |
| 7 Amounts treated as distributions out of corpus to satisfy requirements imposed by section 170(b)(1)(F) or 4942(g)(3) (see instructions). | | | | |
| 8 Excess distributions carryover from 2007 not applied on line 5 or line 7 (see instructions). . . . | | | | |
| 9 Excess distributions carryover to 2013. Subtract lines 7 and 8 from line 6a. | 113,215 | | | |
| 10 Analysis of line 9 | | | | |
| a Excess from 2008. . . . | | | | |
| b Excess from 2009. . . . | | | | |
| c Excess from 2010. . . . | | | | |
| d Excess from 2011. . . . | | | | 113,215 |
| e Excess from 2012. . . . | | | | |

Part XIVPrivate Operating Foundations (see instructions and Part VII-A, question 9)

1a

If the foundation has received a ruling or determination letter that it is a private operating foundation, and the ruling is effective for 2012, enter the date of the ruling.

b

Check box to indicate whether the organization is a private operating foundation described in section 4942(j)(3) or 4942(j)(5)

☐ 4942(j)(3) or ☐ 4942(j)(5)

| | | | | | | |
|----|--|----------|---------------|----------|----------|-----------|
| 2a | Enter the lesser of the adjusted net income from Part I or the minimum investment return from Part X for each year listed. | Tax year | Prior 3 years | | | (e) Total |
| | | (a) 2012 | (b) 2011 | (c) 2010 | (d) 2009 | |
| | | | | | | |
| b | 85% of line 2a | | | | | |
| c | Qualifying distributions from Part XII, line 4 for each year listed. | | | | | |
| d | Amounts included in line 2c not used directly for active conduct of exempt activities. | | | | | |
| e | Qualifying distributions made directly for active conduct of exempt activities. Subtract line 2d from line 2c. | | | | | |
| 3 | Complete 3a, b, or c for the alternative test relied upon | | | | | |
| a | "Assets" alternative test—enter | | | | | |
| | (1) Value of all assets | | | | | |
| | (2) Value of assets qualifying under section 4942(j)(3)(B)(i) | | | | | |
| b | "Endowment" alternative test— enter 2/3 of minimum investment return shown in Part X, line 6 for each year listed. | | | | | |
| c | "Support" alternative test—enter | | | | | |
| | (1) Total support other than gross investment income (interest, dividends, rents, payments on securities loans (section 512(a)(5)), or royalties). | | | | | |
| | (2) Support from general public and 5 or more exempt organizations as provided in section 4942(j)(3)(B)(iii). | | | | | |
| | (3) Largest amount of support from an exempt organization | | | | | |
| | (4) Gross investment income | | | | | |

Part XVSupplementary Information (Complete this part only if the organization had \$5,000 or more in assets at any time during the year—see instructions.)

1

Information Regarding Foundation Managers:

a

List any managers of the foundation who have contributed more than 2% of the total contributions received by the foundation before the close of any tax year (but only if they have contributed more than \$5,000) (See section 507(d)(2))

b

List any managers of the foundation who own 10% or more of the stock of a corporation (or an equally large portion of the ownership of a partnership or other entity) of which the foundation has a 10% or greater interest

2

Information Regarding Contribution, Grant, Gift, Loan, Scholarship, etc., Programs:

Check here ☒ if the foundation only makes contributions to preselected charitable organizations and does not accept unsolicited requests for funds. If the foundation makes gifts, grants, etc. (see instructions) to individuals or organizations under other conditions, complete items 2a, b, c, and d.

a

The name, address, and telephone number of the person to whom applications should be addressed

b

The form in which applications should be submitted and information and materials they should include

c

Any submission deadlines

d

Any restrictions or limitations on awards, such as by geographical areas, charitable fields, kinds of institutions, or other factors

Part XV

Supplementary Information (continued)

3 Grants and Contributions Paid During the Year or Approved for Future Payment

| Recipient | If recipient is an individual, show any relationship to any foundation manager or substantial contributor | Foundation status of recipient | Purpose of grant or contribution | Amount |
|---|---|--------------------------------|----------------------------------|---------|
| Name and address (home or business) | | | | |
| a Paid during the year See Additional Data Table | | | | |
| Total | | | 3a | 305,000 |
| b Approved for future payment | | | | |
| Total | | | 3b | |

| Enter gross amounts unless otherwise indicated | | Unrelated business income | | Excluded by section 512, 513, or 514 | | (e) Related or exempt function income (See instructions) |
|--|---|---------------------------|---------------|--------------------------------------|---------------|---|
| | | (a) Business code | (b) Amount | (c) Exclusion code | (d) Amount | |
| 1 | Program service revenue | | | | | |
| a | _____ | | | | | |
| b | _____ | | | | | |
| c | _____ | | | | | |
| d | _____ | | | | | |
| e | _____ | | | | | |
| f | _____ | | | | | |
| g | Fees and contracts from government agencies | | | | | |
| 2 | Membership dues and assessments. . . . | | | | | |
| 3 | Interest on savings and temporary cash investments | | | 14 | 27,310 | |
| 4 | Dividends and interest from securities. . . . | | | 14 | 223,074 | |
| 5 | Net rental income or (loss) from real estate | | | | | |
| a | Debt-financed property. | | | | | |
| b | Not debt-financed property. | | | | | |
| 6 | Net rental income or (loss) from personal property | | | | | |
| 7 | Other investment income. | | | 18 | 754 | |
| 8 | Gain or (loss) from sales of assets other than inventory | | | 18 | -23,537 | -775 |
| 9 | Net income or (loss) from special events | | | | | |
| 10 | Gross profit or (loss) from sales of inventory. . | | | | | |
| 11 | Other revenue a _____ | | | | | |
| b | _____ | | | | | |
| c | _____ | | | | | |
| d | _____ | | | | | |
| e | _____ | | | | | |
| 12 | Subtotal. Add columns (b), (d), and (e). . | | | | 227,601 | -775 |
| 13 | Total. Add line 12, columns (b), (d), and (e). | | | | 226,826 | |

[illegible]

| | | | |
|--|--|------------|-----------|
| <p>1 Did the organization directly or indirectly engage in any of the following with any other organization described in section 501(c) of the Code (other than section 501(c)(3) organizations) or in section 527, relating to political organizations?</p> <p>a Transfers from the reporting foundation to a noncharitable exempt organization of</p> <p> (1) Cash.</p> <p> (2) Other assets.</p> <p>b Other transactions</p> <p> (1) Sales of assets to a noncharitable exempt organization.</p> <p> (2) Purchases of assets from a noncharitable exempt organization.</p> <p> (3) Rental of facilities, equipment, or other assets.</p> <p> (4) Reimbursement arrangements.</p> <p> (5) Loans or loan guarantees.</p> <p> (6) Performance of services or membership or fundraising solicitations.</p> <p>c Sharing of facilities, equipment, mailing lists, other assets, or paid employees.</p> <p>d If the answer to any of the above is "Yes," complete the following schedule. Column (b) should always show the fair market value of the goods, other assets, or services given by the reporting foundation. If the foundation received less than fair market value in any transaction or sharing arrangement, show in column (d) the value of the goods, other assets, or services received</p> | | Yes | No |
| | | | |
| 1a(1) | | | No |
| 1a(2) | | | No |
| | | | |
| 1b(1) | | | No |
| 1b(2) | | | No |
| 1b(3) | | | No |
| 1b(4) | | | No |
| 1b(5) | | | No |
| 1b(6) | | | No |
| 1c | | | No |

[illegible]

2a Is the foundation directly or indirectly affiliated with, or related to, one or more tax-exempt organizations described in section 501(c) of the Code (other than section 501(c)(3)) or in section 527? . . . ☐ Yes ☒ No

b If "Yes," complete the following schedule

| (a) Name of organization | (b) Type of organization | (c) Description of relationship |
|--------------------------|--------------------------|---------------------------------|
| | | |
| | | |
| | | |
| | | |
| | | |

**Sign
Here**


**Paid
Preparer
Use Only**

| | | | | | |
|--|--|--|--|--|---|
| <div> <div>Sign Here</div> <div> <div>*****</div> <div>Signature of officer or trustee</div> </div> </div> | <div> <div>2013-10-01</div> <div>Date</div> </div> | | <div> <div>*****</div> <div>Title</div> </div> | | <div> <div>May the IRS discuss this return with the preparer shown below (see instr)?</div> <div> <div>Yes</div> <div>No</div> </div> </div> |
| | | | | | |
| <div> <div>Paid Preparer Use Only</div> </div> | <div>Print/Type preparer's name</div> <div>ROBERT M HUFF</div> | <div>Preparer's Signature</div> <div>ROBERT M HUFF</div> | <div>Date</div> <div>2013-09-19</div> | <div>Check if self-employed</div> <div><input checked="" type="checkbox"/></div> | <div>PTIN</div> |
| | <div>Firm's name</div> <div>ROBINSON FARMER COX ASSOCIATES</div> | | | <div>Firm's EIN</div> | |
| | <div>530 WESTFIELD RD</div> | | | | |
| <div>Firm's address</div> <div>CHARLOTTESVILLE, VA 229011726</div> | | | <div>Phone no (434) 973-8314</div> | | |

Form 990PF Part XV Line 3 - Grants and Contributions Paid During the Year or Approved for Future Payment

| Recipient | If recipient is an individual, show any relationship to any foundation manager or substantial contributor | Foundation status of recipient | Purpose of grant or contribution | Amount |
|---|---|--------------------------------|----------------------------------|--------|
| Name and address (home or business) | | | | |
| a <i>Paid during the year</i> | | | | |
| AIDSHIV SERVICES GROUP PO BOX 2322 CHARLOTTESVILLE,VA 22902 | NONE | CHARITY | GENERAL | 21,000 |
| ASH LAWN OPERA FESTIVAL PO BOX 2498 CHARLOTTESVILLE,VA 22902 | NONE | CHARITY | GENERAL | 10,000 |
| BIG BROTHERS BIG SISTERS OF THE CENTRAL BLUE RIDGE 201 E MAIN STREET SUITE K CHARLOTTESVILLE,VA 22902 | NONE | CHARITY | GENERAL | 10,000 |
| BLUE RIDGE AREA FOOD BANK NETWORK PO BOX 937 VERONA,VA 244820937 | NONE | CHARITY | GENERAL | 15,000 |
| CENTER FOR NONPROFIT EXCELLENCE PO BOX 5652 CHARLOTTESVILLE,VA 22905 | NONE | CHARITY | GENERAL | 10,000 |
| CHARLOTTESVILLE & UNIVERSITY SYMPHONY ORCHESTRA PO BOX 4206 CHARLOTTESVILLE,VA 22905 | NONE | CHARITY | GENERAL | 5,000 |
| CHARLOTTESVILLE-ALBEMARLE SPCA 3355 BERKMAR DRIVE CHARLOTTESVILLE,VA 22901 | NONE | CHARITY | GENERAL | 10,000 |
| CHILDREN YOUTH AND FAMILY SERVICES 1000 E HIGH STREET CHARLOTTESVILLE,VA 22902 | NONE | CHARITY | GENERAL | 10,000 |
| COMMUNITY INVESTMENT COLLABORATIVE PO BOX 2976 CHARLOTTESVILLE,VA 22902 | NONE | CHARITY | GENERAL | 5,000 |
| CROZET VOLUNTEER FIRE DEPARTMENT PO BOX 696 CROZET,VA 22932 | NONE | CHARITY | GENERAL | 5,000 |
| HOSPICE OF THE PIEDMONT 675 PETER JEFFERSON PKWY SUITE 300 CHARLOTTESVILLE,VA 22911 | NONE | CHARITY | GENERAL | 15,000 |
| INNOCENCE PROJECT AT UVA LAW SCHOOL 580 MASSIE ROAD CHARLOTTESVILLE,VA 22903 | NONE | CHARITY | GENERAL | 5,000 |
| KLUGE CHILDREN'S REHABILITATION CENTER 2270 IVY ROAD CHARLOTTESVILLE,VA 22903 | NONE | CHARITY | GENERAL | 25,000 |
| LEGAL AID JUSTICE CENTER 1000 PRESTON AVENUE SUITE A CHARLOTTESVILLE,VA 22903 | NONE | CHARITY | GENERAL | 20,000 |
| LITERACY VOLUNTEERS OF CHARLOTTESVILLE/ALBEMARLE PO BOX 1156 CHARLOTTESVILLE,VA 22902 | NONE | CHARITY | GENERAL | 7,500 |

Form 990PF Part XV Line 3 - Grants and Contributions Paid During the Year or Approved for Future Payment

| Recipient | If recipient is an individual, show any relationship to any foundation manager or substantial contributor | Foundation status of recipient | Purpose of grant or contribution | Amount |
|--|---|--------------------------------|----------------------------------|---------|
| Name and address (home or business) | | | | |
| a <i>Paid during the year</i> | | | | |
| LIVE ARTS PO BOX 1231 CHARLOTTESVILLE,VA 22902 | NONE | CHARITY | GENERAL | 12,000 |
| MAMTA FOUNDATION 21011 ROSTORMEL COURT ASHBURN,VA 20147 | NONE | CHARITY | GENERAL | 10,000 |
| MARTHA JEFFERSON HOSPITAL FOUNDATION 500 MARTHA JEFFERSON DR CHARLOTTESVILLE,VA 22902 | NONE | CHARITY | GENERAL | 20,000 |
| MONTPELIER FOUNDATION PO BOX 911 ORANGE,VA 22960 | NONE | CHARITY | GENERAL | 10,000 |
| THE HAVEN 112 WEST MARKET STREET CHARLOTTESVILLE,VA 22902 | NONE | CHARITY | GENERAL | 6,000 |
| THE PARAMOUNT THEATER OF CHARLOTTESVILLE 215 EAST MAIN STREET CHARLOTTESVILLE,VA 22902 | NONE | CHARITY | GENERAL | 23,500 |
| UVA FUND OLLI 1160 PEPSI PLACE SUITE 114B CHARLOTTESVILLE,VA 22901 | NONE | CHARITY | GENERAL | 15,000 |
| UVA TEEN CENTER PO BOX 80042 CHARLOTTESVILLE,VA 22908 | NONE | CHARITY | GENERAL | 15,000 |
| VIRGINIA ORGANIZING PROJECT 703 CONCORD AVENUE CHARLOTTESVILLE,VA 22903 | NONE | CHARITY | GENERAL | 5,000 |
| WESTERN ALBEMARLE RESCUE SQUAD PO BOX 188 CROZET,VA 22932 | NONE | CHARITY | GENERAL | 5,000 |
| WOMEN'S INITIATIVE 1011 EAST HIGH STREET SUITE A CHARLOTTESVILLE,VA 22902 | NONE | CHARITY | GENERAL | 10,000 |
| Total  3a | | | | 305,000 |

TY 2012 Accounting Fees Schedule

Name: THE FARKAS FAMILY FOUNDATION

EIN: 06-1593377

| Category | Amount | Net Investment Income | Adjusted Net Income | Disbursements for Charitable Purposes |
|--------------------------|--------|--------------------------|------------------------|---|
| ROBINSON, FARMER, COX | 3,450 | 3,450 | | |

TY 2012 Compensation Explanation

Name: THE FARKAS FAMILY FOUNDATION

EIN: 06-1593377

| Person Name | Explanation |
|-------------|-------------|
| GAIL MUNGER | |

Note: To capture the full content of this document, please select landscape mode (11" x 8.5") when printing.

TY 2012 Gain/Loss from Sale of Other Assets Schedule

Name: THE FARKAS FAMILY FOUNDATION
EIN: 06-1593377

| Name | Date Acquired | How Acquired | Date Sold | Purchaser Name | Gross Sales Price | Basis | Basis Method | Sales Expenses | Total (net) | Accumulated Depreciation |
|--------------------------|---------------|--------------|-----------|----------------|-------------------|---------|--------------|----------------|-------------|--------------------------|
| | | PURCHASE | | | | | | | | |
| SYSCO CORP | 2003-03 | PURCHASE | 2013-06 | | 15,469 | 15,639 | | | -170 | |
| SUSQUEHANNA CAPT | 2008-04 | PURCHASE | 2012-09 | | 200,000 | 205,360 | | | -5,360 | |
| VAN ECK INTL INV GOLD FD | 2008-05 | PURCHASE | 2013-04 | | 28,529 | 49,926 | | | -21,397 | |
| WESTERN ASSET CORE | 2008-06 | PURCHASE | 2013-02 | | 75,000 | 65,844 | | | 9,156 | |
| VAN ECK INTL INV GOLD FD | 2008-12 | PURCHASE | 2013-04 | | 832 | 843 | | | -11 | |
| VAN ECK INTL INV GOLD FD | 2008-12 | PURCHASE | 2013-04 | | 509 | 516 | | | -7 | |
| VAN ECK INTL INV GOLD FD | 2008-12 | PURCHASE | 2013-04 | | 245 | 249 | | | -4 | |
| VAN ECK INTL INV GOLD FD | 2008-12 | PURCHASE | 2013-04 | | 1,110 | 1,936 | | | -826 | |
| PROSHARES ULTRASHRT | 2009-04 | PURCHASE | 2013-02 | | 23,533 | 134,510 | | | -110,977 | |
| TALISMAN ENERGY | 2010-05 | PURCHASE | 2013-02 | | 74,167 | 100,912 | | | -26,745 | |
| FORWARD TACTICAL | 2010-06 | PURCHASE | 2013-01 | | 350,274 | 350,000 | | | 274 | |
| PIMCO STK PLUS | 2010-06 | PURCHASE | 2013-01 | | 84,430 | 122,970 | | | -38,540 | |
| APPLE INC | 2010-07 | PURCHASE | 2013-04 | | 98,873 | 60,741 | | | 38,132 | |
| ISHARES S&P | 2010-09 | PURCHASE | 2012-11 | | 153,784 | 122,360 | | | 31,424 | |
| VAN ECK INTL INV GOLD FD | 2010-12 | PURCHASE | 2013-04 | | 2,707 | 6,180 | | | -3,473 | |
| VAN ECK INTL INV GOLD FD | 2010-12 | PURCHASE | 2013-04 | | 1,952 | 4,456 | | | -2,504 | |
| VAN ECK INTL INV GOLD FD | 2010-12 | PURCHASE | 2013-04 | | 231 | 526 | | | -295 | |
| MARATHON OIL | 2011-03 | PURCHASE | 2013-01 | | 63,132 | 62,369 | | | 763 | |
| MARATHON PETROLEUM CORP | 2011-03 | PURCHASE | 2013-04 | | 83,383 | 40,526 | | | 42,857 | |
| TARGA RESOURCES | 2011-03 | PURCHASE | 2013-04 | | 202,217 | 106,305 | | | 95,912 | |
| FORWARD TACTICAL | 2011-12 | PURCHASE | 2013-01 | | 1,876 | 1,824 | | | 52 | |
| VAN ECK INTL INV GOLD FD | 2011-12 | PURCHASE | 2013-04 | | 579 | 1,067 | | | -488 | |
| SPDR BARCLAYS CAPITAL | 2012-03 | PURCHASE | 2013-02 | | 161,209 | 160,809 | | | 400 | |
| WESTPORT INNOVATIONS | 2012-04 | PURCHASE | 2013-05 | | 70,372 | 96,691 | | | -26,319 | |
| ISHARES GOLD TRUST | 2012-05 | PURCHASE | 2013-04 | | 67,748 | 80,900 | | | -13,152 | |
| C R BAIRD INC NJ | 2012-05 | PURCHASE | 2002-07 | | 17,221 | 15,992 | | | 1,229 | |
| C R BAIRD INC NJ | 2012-05 | PURCHASE | 2012-07 | | 15,137 | 13,993 | | | 1,144 | |
| CUMMINS INC | 2012-05 | PURCHASE | 2012-11 | | 19,135 | 21,517 | | | -2,382 | |
| CUMMINS INC | 2012-05 | PURCHASE | 2012-11 | | 6,873 | 7,724 | | | -851 | |
| MICROSOFT CORP | 2012-05 | PURCHASE | 2012-10 | | 13,720 | 15,570 | | | -1,850 | |
| NESTLE SPON ADR REP | 2012-05 | PURCHASE | 2012-11 | | 17,325 | 16,682 | | | 643 | |
| PHILIP MORRIS | 2012-05 | PURCHASE | 2013-05 | | 73,413 | 72,754 | | | 659 | |
| WALMART STORES | 2012-05 | PURCHASE | 2012-11 | | 14,277 | 11,504 | | | 2,773 | |
| ISHARES GOLD TRUST | 2012-05 | PURCHASE | 2013-04 | | 11,745 | 12,907 | | | -1,162 | |
| OASIS PETROLEUM | 2012-05 | PURCHASE | 2012-11 | | 14,332 | 14,734 | | | -402 | |
| IRON MOUNTAIN | 2012-05 | PURCHASE | 2013-03 | | 125,601 | 111,541 | | | 14,060 | |
| WESTPORT INNOVATIONS | 2012-05 | PURCHASE | 2013-05 | | 128,041 | 115,181 | | | 12,860 | |
| MICROFT CORP | 2012-06 | PURCHASE | 2012-11 | | 13,310 | 14,458 | | | -1,148 | |
| WALMART STORES | 2012-06 | PURCHASE | 2012-11 | | 18,669 | 15,055 | | | 3,614 | |
| CUMMINS INC | 2012-06 | PURCHASE | 2012-11 | | 5,401 | 5,250 | | | 151 | |
| MICROFT CORP | 2012-06 | PURCHASE | 2012-11 | | 2,633 | 2,615 | | | 18 | |
| OASIS PETROLEUM | 2012-06 | PURCHASE | 2012-11 | | 3,621 | 3,136 | | | 485 | |
| PROSHARES SHRT S&P | 2012-06 | PURCHASE | 2013-01 | | 37,750 | 43,850 | | | -6,100 | |
| PROSHARES SHRT S&P | 2012-06 | PURCHASE | 2013-02 | | 74,364 | 87,776 | | | -13,412 | |
| CUMMINS INC | 2012-07 | PURCHASE | 2012-11 | | 2,946 | 2,646 | | | 300 | |
| ALEXANDER & BALDWIN | 2012-07 | PURCHASE | 2013-01 | | 10,800 | 12,157 | | | -1,357 | |
| ALEXANDER & BALDWIN | 2012-07 | PURCHASE | 2013-01 | | 2,975 | 3,212 | | | -237 | |
| INTUITIVE SURGICAL | 2012-07 | PURCHASE | 2012-12 | | 15,441 | 14,959 | | | 482 | |
| ALEXANDER & BALDWIN | 2012-07 | PURCHASE | 2013-01 | | 13,835 | 15,016 | | | -1,181 | |
| INTUITIVE SURGICAL | 2012-07 | PURCHASE | 2012-12 | | 7,472 | 7,341 | | | 131 | |
| ISHARE SILVER TRUST | 2012-08 | PURCHASE | 2013-04 | | 12,552 | 15,260 | | | -2,708 | |
| ISHARES GOLD TRUST | 2012-08 | PURCHASE | 2013-04 | | 16,486 | 17,761 | | | -1,275 | |
| IBM | 2012-08 | PURCHASE | 2013-06 | | 15,267 | 14,917 | | | 350 | |
| IBM | 2012-08 | PURCHASE | 2013-06 | | 15,267 | 14,969 | | | 298 | |
| CISCO SYSTEMS | 2012-08 | PURCHASE | 2012-08 | | 22,707 | 20,576 | | | 2,131 | |
| CISCO SYSTEMS | 2012-08 | PURCHASE | 2012-08 | | 15,344 | 13,469 | | | 1,875 | |
| ISHARE SILVER TRUST | 2012-08 | PURCHASE | 2013-04 | | 10,311 | 13,752 | | | -3,441 | |
| ISHARES GOLD TRUST | 2012-08 | PURCHASE | 2013-04 | | 5,690 | 6,338 | | | -648 | |
| ISHARES GOLD TRUST | 2012-08 | PURCHASE | 2013-04 | | 6,644 | 8,044 | | | -1,400 | |
| ISHARE SILVER TRUST | 2012-09 | PURCHASE | 2013-04 | | 9,639 | 13,585 | | | -3,946 | |
| ISHARES GOLD TRUST | 2012-09 | PURCHASE | 2013-04 | | 10,737 | 13,804 | | | -3,067 | |
| ISHARES GOLD TRUST | 2012-09 | PURCHASE | 2013-04 | | 5,234 | 6,635 | | | -1,401 | |
| ISHARES GOLD TRUST | 2012-09 | PURCHASE | 2013-06 | | 10,788 | 15,000 | | | -4,212 | |
| US TSY BOND | 2012-11 | PURCHASE | 2012-12 | | 72,240 | 73,978 | | | -1,738 | |
| US TSY BOND | 2012-11 | PURCHASE | 2012-12 | | 785 | | | | 785 | |
| US TSY BOND | 2012-11 | PURCHASE | 2013-01 | | 70,957 | 73,978 | | | -3,021 | |
| US TSY BOND | 2012-11 | PURCHASE | 2013-01 | | 790 | | | | 790 | |
| US TSY BOND | 2012-11 | PURCHASE | 2013-04 | | 9,720 | 9,864 | | | -144 | |
| US TSY BOND | 2012-11 | PURCHASE | 2013-04 | | 68,419 | 69,746 | | | -1,327 | |
| US TSY BOND | 2012-11 | PURCHASE | 2013-04 | | 78,191 | 79,710 | | | -1,519 | |
| ISHARES GOLD TRUST | 2012-11 | PURCHASE | 2013-06 | | 8,804 | 11,850 | | | -3,046 | |
| ISHARES GOLD TRUST | 2012-11 | PURCHASE | 2013-06 | | 14,365 | 19,944 | | | -5,579 | |
| IRON MOUNTAIN | 2012-11 | PURCHASE | 2013-03 | | 15,491 | 14,594 | | | 897 | |
| IRON MOUNTAIN INC | 2012-11 | PURCHASE | 2012-11 | | 27 | 27 | | | | |
| ISHARES GOLD TRUST | 2012-11 | PURCHASE | 2013-06 | | 10,338 | 14,628 | | | -4,290 | |
| FORWARD TACTICAL | 2012-12 | PURCHASE | 2013-01 | | 12,004 | 11,671 | | | 333 | |
| VAN ECK INTL INV GOLD FD | 2012-12 | PURCHASE | 2013-04 | | 951 | 1,459 | | | -508 | |
| INDUSTRIAL SEL SEC | 2013-01 | PURCHASE | | | 87,278 | 77,634 | | | 9,644 | |
| IBM | 2013-01 | PURCHASE | 2013-06 | | 17,303 | 16,663 | | | 640 | |
| SPDR TRUST | 2013-01 | PURCHASE | 2013-06 | | 43,222 | 38,648 | | | 4,574 | |
| SPDR TRUST | 2013-01 | PURCHASE | 2013-06 | | 42,407 | 37,960 | | | 4,447 | |
| DANAHER CORPORATION | 2013-01 | PURCHASE | 2013-06 | | 111,469 | 108,743 | | | 2,726 | |
| ISHARES GOLD TRUST | 2013-01 | PURCHASE | 2013-06 | | 5,349 | 7,185 | | | -1,836 | |
| MCGRAW HILL FINANCIAL | 2013-01 | PURCHASE | 2013-06 | | 14,699 | 15,362 | | | -663 | |
| MCGRAW HILL FINANCIAL | 2013-01 | PURCHASE | 2013-06 | | 6,805 | 7,225 | | | -420 | |
| MCGRAW HILL FINANCIAL | 2013-02 | PURCHASE | 2013-06 | | 16,060 | 13,199 | | | 2,861 | |
| THE FINANCIAL SEL SECT | 2013-02 | PURCHASE | 2013-06 | | 25,284 | 23,091 | | | 2,193 | |
| THE FINANCIAL SEL SECT | 2013-02 | PURCHASE | 2013-06 | | 25,676 | 23,370 | | | 2,306 | |
| NEW YORK COMM BANK | 2013-03 | PURCHASE | 2013-06 | | 52,406 | 54,437 | | | -2,031 | |
| NEW YORK COMM BANK | 2013-03 | PURCHASE | 2013-06 | | 71,770 | 75,980 | | | -4,210 | |
| WISDOMTREE TRUST | 2013-03 | PURCHASE | 2013-06 | | 15,564 | 15,108 | | | 456 | |
| SYSCO CORP | 2013-03 | PURCHASE | 2013-06 | | 15,129 | 15,516 | | | -387 | |
| CHICAGO BRIDGE & IRON | 2013-05 | PURCHASE | | | 28,947 | 31,990 | | | -3,043 | |
| EXELON CORP | | PURCHASE | 2017-09 | | 48,294 | 47,850 | | | 444 | |
| ISHARES GOLD TRUST | | PURCHASE | 2013-06 | | 6,386 | 8,761 | | | -2,375 | |

**TY 2012 Investments Corporate
Bonds Schedule****Name:** THE FARKAS FAMILY FOUNDATION**EIN:** 06-1593377

| Name of Bond | End of Year Book Value | End of Year Fair Market Value |
|--------------------------------------|-----------------------------------|--|
| BARKLEYS TRIGGER PLUS CURRENCIES | 100,000 | 102,540 |
| LIBERTY MEDIA CORP GROUP | 147,611 | 158,754 |
| MS 95% PRINC PROTECTED CURRENCY LINK | 220,010 | 194,000 |
| ONB CAP TRUST II - DONATED | | |
| PHILIP MORRIS INTL INC | | |
| PLC CAP TR III 7.5% 8/22/31 -DONATED | | |
| SUSQUEHANNA CAP 9.375% 12/12/57 DON. | | |
| NATIONAL CITY PREF. CAP 12% 12/31/49 | | |
| WACHOVIA CAPTL TRUST | 135,000 | 147,536 |
| WAL-MART STORES | 74,369 | 75,017 |
| UNPAID ACCRUED INTEREST | | |

TY 2012 Investments Corporate
Stock Schedule

Name: THE FARKAS FAMILY FOUNDATION
EIN: 06-1593377

| Name of Stock | End of Year Book Value | End of Year Fair Market Value |
|--------------------------------|------------------------|-------------------------------|
| ABBOTT LABORATORIES | 15,899 | 17,440 |
| ABBVIE INC | 63,954 | 72,345 |
| ACCENTURE PLC IRELAND PLC | 47,698 | 55,409 |
| AMARIN CORP | 69,981 | 34,800 |
| AMARIN CORP | 61,390 | 29,000 |
| AMERICAN WATER WORKS CO | 116,708 | 206,150 |
| APPLE INC | 76,487 | 118,959 |
| APPLE INC | | |
| AVIAT NETWORKS | | |
| AXA | | |
| BASF | | |
| BCE INC | 168,798 | 246,120 |
| BCE INC | 25,843 | 41,020 |
| BERKSHIRE HATHAWAY CL-B | 73,598 | 99,049 |
| BHP BILLION LTD | | |
| BRISTOL MYERS SQUIBB | 40,038 | 89,380 |
| BRITISH AMERICAN | | |
| BROOKFIELD ASSET MGNT CL A LTD | | |
| BUNGE LTD | | |
| C R BARD INC | | |
| CANADIAN NATURAL RESOURCES LTD | | |
| CDN PACIFIC RY LTD | | |
| CDN PACIFIC RY LTD | | |
| CHEUNG KONG HOLIDNGS | 70,048 | 67,150 |
| CHINA NATURAL GAS | | |
| CISCO SYS INC | | |
| CLEARSTORY SYSTEMS INC-DONATED | 7,586 | 474 |
| COCA COLA | 31,674 | 32,890 |
| COLGATE PALMOLIVE CO | 110,918 | 137,496 |
| COOPER INDUSTRIES | | |

| Name of Stock | End of Year Book Value | End of Year Fair Market Value |
|--------------------------------------|------------------------|-------------------------------|
| CORE LABORATORIES | | |
| COSTCO WHOLESALE CORP | 44,044 | 57,496 |
| COVIDIEN PLC | 94,887 | 94,260 |
| COVIDIEN PLC NEW | 122,072 | 119,396 |
| CSX CORP | 48,570 | 46,728 |
| CUMMINGS | | |
| DANAHER CORPORATION | 31,046 | 33,865 |
| DOW CHEMICAL CO.-DONATED | | |
| ELI LILLY CO | 31,685 | 29,963 |
| EMC CORP MASS | | |
| EXELON CORP | | |
| EXXON MOBIL CORP-DONATED | 44,636 | 46,982 |
| FINNING INTL INC COM NEW | | |
| FOREST LABORATORIES | 70,956 | 82,000 |
| FOREST LABORATORIES INC | 115,352 | 131,201 |
| HUBBELL INC | 60,637 | 69,300 |
| INTEL CORP | 46,142 | 46,279 |
| INTERNATIONAL FLAVORS AND FRAGRANCES | 54,470 | 60,128 |
| INTL FLAVORS & FRAGRANCES | 69,345 | 75,160 |
| INVESCO MORTGAGE CAPITAL | 101,850 | 82,800 |
| IRON MOUNTAIN INC | | |
| ISHARES GOLD TRUST IAU | | |
| ISHARES GOLD TRUST | | |
| ISHARES S&P MIDCAP 400 INDEX | | |
| ITRON INC | 126,271 | 106,075 |
| JOHNSON AND JOHNSON | 44,665 | 58,815 |
| JP MORGAN CHASE 8.6255 | 200,000 | 203,120 |
| KKR & CO | 57,862 | 58,980 |
| LIBERTY MEDIA | 42,207 | 76,056 |
| LIBERTY MEDIA (LNCA) | 71,127 | 126,760 |

| Name of Stock | End of Year Book Value | End of Year Fair Market Value |
|--------------------------------|------------------------|-------------------------------|
| MARATHON OIL CO | | |
| MC DONALDS CORP | 47,304 | 49,995 |
| MERCK & CO | 29,771 | 34,141 |
| METLIFE INC-DONATED | 159,360 | 194,560 |
| MICROSOFT CORP | | |
| NATIONAL OILWELL VARCO INC | 31,801 | 32,039 |
| NESTLE SPON ADR REP | 80,295 | 98,670 |
| NESTLE SPON ADR REP REG SHR | 117,124 | 131,560 |
| NESTLE SPON ADR REP REG SHR | 43,929 | 45,717 |
| NOVARTIS | | |
| OASIS PETROLEUM | | |
| PFIZER INC | 14,719 | 14,005 |
| PHILIP MORRIS INTL | 31,292 | 30,750 |
| PIMCO 5 YEAR BONDS | 64,467 | 61,602 |
| PROSHARES ULTRASHORT S & P-500 | | |
| QUALCOMM INC | 74,959 | 68,237 |
| SEMGROUP CORP CLASS A | 51,467 | 53,860 |
| SMUCKER JAM CO-DONATED | 966 | 2,063 |
| SPDR BARCLAYS CAPITAL HIGH YIE | | |
| SPDR GOLD | 54,120 | 41,689 |
| SPIRIT REALTY | 73,478 | 66,450 |
| SPIRIT REALTY CAPITAL INC(SRC) | 99,463 | 106,320 |
| STARZ SERIES A | 8,178 | 22,100 |
| STARZ SERIES A | 69,652 | 101,660 |
| TALISMAN ENERGY INC | | |
| TARGA RESOURCES CP | | |
| TENARIS | | |
| TEXTRON INC | | |
| TEXTRON INC-DONATED | | |
| TRANSOCEAN INC | | |

| Name of Stock | End of Year Book Value | End of Year Fair Market Value |
|---------------------------------|------------------------|-------------------------------|
| TRANSOCEAN LTD(RIG) | 50,784 | 46,751 |
| TRAVELERS COMPANIES INC-DONATED | 592 | 959 |
| TRICAN WELL SERVICES | | |
| UNILEVER | | |
| UNITED TECHNOLOGIES CORP (UTX) | 32,007 | 31,135 |
| VALE S.A. | | |
| VALE S.A. | | |
| VODAFONE | 88,759 | 86,235 |
| VODAFONE GP LLC | 112,473 | 114,980 |
| WAL MART | 31,557 | 30,168 |
| WELLS FARGO & CO | 45,660 | 54,064 |
| WESTPORT INNOVATIONS INC | | |
| WILLIAMS CO INC-DONATED | 110,556 | 103,904 |
| YARA INTL | | |
| ZIONS BNCP 11.000 SERS E | | |
| ZIONS BNCP 11.000 SERS E | | |

**TY 2012 Investments Government
Obligations Schedule****Name:** THE FARKAS FAMILY FOUNDATION**EIN:** 06-1593377**US Government Securities - End of
Year Book Value:**

352,399

**US Government Securities - End of
Year Fair Market Value:**

341,605

**State & Local Government
Securities - End of Year Book
Value:****State & Local Government
Securities - End of Year Fair
Market Value:**

TY 2012 Investments - Other Schedule

Name: THE FARKAS FAMILY FOUNDATION
EIN: 06-1593377

| Category/ Item | Listed at Cost or FMV | Book Value | End of Year Fair Market Value |
|-----------------------------------|-----------------------|------------|-------------------------------|
| ARTIO ITNL EQUITY FUND II | | | |
| CONTINGENT INCOME CD DUE 3/28/19 | AT COST | | |
| DIAMOND HILL LONG SHORT FUND | | | |
| DOUBLE LINE TOTAL RETURN | AT COST | 237,672 | 234,125 |
| DYNAMIC REALTY LLC | AT COST | 211,440 | 301,318 |
| FIDELITY ADV SMALL CAP FUND | | | |
| FORWARD TACTICAL GROWTH | AT COST | | |
| HENDERSON INTL OPPORTUNITIES FUND | | | |
| JENNISON 20/20 FOCUS FUND | | | |
| JENNISON NATL RESOURCES FUND | | | |
| JP MORGAN STRAT INC OPP SEL | AT COST | 190,362 | 195,503 |
| JP MORGAN STRAT INC OPPORT FUND | AT COST | 227,629 | 234,566 |
| JP MORGAN US LARGE CAP FUND | AT COST | | |
| MANAGERS AMG FQ GLOBAL ALT | AT COST | | |
| PERMANENT PORTFOLIO | AT COST | 336,902 | 375,981 |
| PIMCO ALL ASSET ALL AUTHOR FUND | AT COST | 120,561 | 114,125 |
| PIMCOM LOW DURATION FUND | AT COST | 329,093 | 321,994 |
| PIMCO REAL RETURN FUND | AT COST | 139,080 | 137,984 |
| PIMCO STOCKPLUS STRAG A | AT COST | 411,691 | 308,352 |
| PIMCO STOCKPLUS TR SH STRAG A | AT COST | 401,577 | 310,453 |
| PIMCO UNRESTRAINED BOND P | AT COST | 230,287 | 232,356 |
| PIMCO UNCONSTRAINED BD | AT COST | 214,873 | 219,839 |
| VAN ECK INT'L INV GOLD FUND | AT COST | | |
| WESTERN ASSET CORE INC BOND FUND | AT COST | 68,928 | 76,066 |
| ARTISIAN MIDCAP VALUE | AT COST | 149,963 | 164,480 |

TY 2012 Other Expenses Schedule**Name:** THE FARKAS FAMILY FOUNDATION**EIN:** 06-1593377

| Description | Revenue and Expenses per Books | Net Investment Income | Adjusted Net Income | Disbursements for Charitable Purposes |
|------------------------------|-----------------------------------|--------------------------|---------------------|--|
| EXPENSES | | | | |
| INVESTMENT FEES | 54,784 | 54,784 | | |
| POSTAGE | 91 | | | |
| OFFICE SUPPLIES | | | | |
| OTHER CREDITS ON COMMISSIONS | | | | |
| OTHER SERVICE FEES | 230 | 230 | | |

TY 2012 Other Income Schedule

Name: THE FARKAS FAMILY FOUNDATION

EIN: 06-1593377

| Description | Revenue And Expenses Per Books | Net Investment Income | Adjusted Net Income |
|--------------|-----------------------------------|--------------------------|---------------------|
| OTHER INCOME | 754 | 754 | |