



See a Social Security Number? Say Something!
Report Privacy Problems to <https://public.resource.org/privacy>
Or call the IRS Identity Theft Hotline at 1-800-908-4490



Form

990-PF

Department of the Treasury
Internal Revenue Service

Return of Private Foundation

or Section 4947(a)(1) Nonexempt Charitable Trust

Treated as a Private Foundation

Note. The foundation may be able to use a copy of this return to satisfy state reporting requirements

OMB No 1545-0052

2012

Open to Public Inspection

For calendar year 2012, or tax year beginning 05-01-2012 , and ending 04-30-2013

| | | | |
|--|--|--|--|
| Name of foundation Larson Foundation | | A Employer identification number 46-0412311 | |
| Number and street (or P O box number if mail is not delivered to street address) 2333 Eastbrook Drive | | B Telephone number (see instructions) (606) 692-6115 | |
| City or town, state, and ZIP code Brookings, SD 57006 | | C If exemption application is pending, check here <input type="checkbox"/> | |
| G Check all that apply <input type="checkbox"/> Initial return <input type="checkbox"/> Final return <input type="checkbox"/> Address change | | D 1. Foreign organizations, check here <input type="checkbox"/> 2. Foreign organizations meeting the 85% test, check here and attach computation <input type="checkbox"/> | |
| H Check type of organization <input checked="" type="checkbox"/> Section 501(c)(3) exempt private foundation <input type="checkbox"/> Section 4947(a)(1) nonexempt charitable trust <input type="checkbox"/> Other taxable private foundation | | E If private foundation status was terminated under section 507(b)(1)(A), check here <input type="checkbox"/> | |
| I Fair market value of all assets at end of year (from Part II, col. (c), line 16) <input checked="" type="checkbox"/> \$ 13,460,077 | | F If the foundation is in a 60-month termination under section 507(b)(1)(B), check here <input type="checkbox"/> | |
| J Accounting method <input checked="" type="checkbox"/> Other (specify) <u>Market Value</u> (Part I, column (d) must be on cash basis.) | | | |

| Part I Analysis of Revenue and Expenses <small>(The total of amounts in columns (b), (c), and (d) may not necessarily equal the amounts in column (a) (see instructions))</small> | | (a) Revenue and expenses per books | (b) Net investment income | (c) Adjusted net income | (d) Disbursements for charitable purposes (cash basis only) |
|--|--|------------------------------------|---------------------------|-------------------------|---|
| Revenue | 1 Contributions, gifts, grants, etc , received (attach schedule) | 960,000 | | | |
| | 2 Check <input checked="" type="checkbox"/> if the foundation is not required to attach Sch B | | | | |
| | 3 Interest on savings and temporary cash investments | | | | |
| | 4 Dividends and interest from securities. | 260,121 | 260,121 | | |
| | 5a Gross rents | | | | |
| | b Net rental income or (loss) _____ | | | | |
| | 6a Net gain or (loss) from sale of assets not on line 10 <input checked="" type="checkbox"/> | 141,371 | | | |
| | b Gross sales price for all assets on line 6a <u>3,364,904</u> | | | | |
| | 7 Capital gain net income (from Part IV, line 2) | | 141,371 | | |
| | 8 Net short-term capital gain | | | | |
| | 9 Income modifications | | | | |
| | 10a Gross sales less returns and allowances | | | | |
| Operating and Administrative Expenses | b Less Cost of goods sold | | | | |
| | c Gross profit or (loss) (attach schedule) | | | | |
| | 11 Other income (attach schedule) <input checked="" type="checkbox"/> | 1,625,402 | | | |
| | 12 Total. Add lines 1 through 11 | 2,986,894 | 401,492 | | |
| | 13 Compensation of officers, directors, trustees, etc | | | | |
| | 14 Other employee salaries and wages | | | | |
| | 15 Pension plans, employee benefits | | | | |
| | 16a Legal fees (attach schedule) | | | | |
| | b Accounting fees (attach schedule) | | | | |
| | c Other professional fees (attach schedule) | | | | |
| | 17 Interest | | | | |
| | 18 Taxes (attach schedule) (see instructions) <input checked="" type="checkbox"/> | 8,793 | 8,793 | | |
| | 19 Depreciation (attach schedule) and depletion . . . | | | | |
| | 20 Occupancy | | | | |
| | 21 Travel, conferences, and meetings | | | | |
| | 22 Printing and publications | | | | |
| | 23 Other expenses (attach schedule) <input checked="" type="checkbox"/> | 38,699 | 36,433 | | |
| | 24 Total operating and administrative expenses. | | | | |
| | Add lines 13 through 23 | 47,492 | 45,226 | | 0 |
| | 25 Contributions, gifts, grants paid | 1,156,631 | | | 1,156,631 |
| | 26 Total expenses and disbursements. Add lines 24 and 25 | 1,204,123 | 45,226 | | 1,156,631 |
| | 27 Subtract line 26 from line 12 | | | | |
| | a Excess of revenue over expenses and disbursements | 1,782,771 | | | |
| | b Net investment income (if negative, enter -0-) | | 356,266 | | |
| | c Adjusted net income (if negative, enter -0-) | | | | |

| Part II Balance Sheets | | Attached schedules and amounts in the description column should be for end-of-year amounts only (See instructions) | Beginning of year | End of year | |
|-----------------------------|--|--|-------------------|----------------|-----------------------|
| | | | (a) Book Value | (b) Book Value | (c) Fair Market Value |
| Assets | 1 | Cash—non-interest-bearing | 4,448 | 9,925 | 9,925 |
| | 2 | Savings and temporary cash investments | 114,550 | 201,660 | 201,660 |
| | 3 | Accounts receivable ▶ _____ Less allowance for doubtful accounts ▶ _____ | | | |
| | 4 | Pledges receivable ▶ _____ Less allowance for doubtful accounts ▶ _____ | | | |
| | 5 | Grants receivable | | | |
| | 6 | Receivables due from officers, directors, trustees, and other disqualified persons (attach schedule) (see page 15 of the instructions) | | | |
| | 7 | Other notes and loans receivable (attach schedule) ▶ _____ Less allowance for doubtful accounts ▶ _____ | | | |
| | 8 | Inventories for sale or use | | | |
| | 9 | Prepaid expenses and deferred charges | | | |
| | 10a | Investments—U S and state government obligations (attach schedule) | | | |
| | b | Investments—corporate stock (attach schedule) | 9,418,779 | 8,603,706 | 8,603,706 |
| | c | Investments—corporate bonds (attach schedule). | | | |
| | 11 | Investments—land, buildings, and equipment basis ▶ _____ Less accumulated depreciation (attach schedule) ▶ _____ | | | |
| | 12 | Investments—mortgage loans | | | |
| | 13 | Investments—other (attach schedule) | 2,139,529 | 4,644,786 | 4,644,786 |
| | 14 | Land, buildings, and equipment basis ▶ _____ Less accumulated depreciation (attach schedule) ▶ _____ | | | |
| 15 | Other assets (describe ▶ _____) | | | | |
| 16 | Total assets (to be completed by all filers—see the instructions Also, see page 1, item I) | 11,677,306 | 13,460,077 | 13,460,077 | |
| Liabilities | 17 | Accounts payable and accrued expenses | | | |
| | 18 | Grants payable | | | |
| | 19 | Deferred revenue | | | |
| | 20 | Loans from officers, directors, trustees, and other disqualified persons | | | |
| | 21 | Mortgages and other notes payable (attach schedule) | | | |
| | 22 | Other liabilities (describe ▶ _____) | | | |
| | 23 | Total liabilities (add lines 17 through 22) | | 0 | |
| Net Assets or Fund Balances | | Foundations that follow SFAS 117, check here ▶ <input checked="" type="checkbox"/> and complete lines 24 through 26 and lines 30 and 31. | | | |
| | 24 | Unrestricted | 11,677,306 | 13,460,077 | |
| | 25 | Temporarily restricted | | | |
| | 26 | Permanently restricted | | | |
| | | Foundations that do not follow SFAS 117, check here ▶ <input type="checkbox"/> and complete lines 27 through 31. | | | |
| | 27 | Capital stock, trust principal, or current funds | | | |
| | 28 | Paid-in or capital surplus, or land, bldg , and equipment fund | | | |
| | 29 | Retained earnings, accumulated income, endowment, or other funds | | | |
| | 30 | Total net assets or fund balances (see page 17 of the instructions) | 11,677,306 | 13,460,077 | |
| | 31 | Total liabilities and net assets/fund balances (see page 17 of the instructions) | 11,677,306 | 13,460,077 | |

| Part III Analysis of Changes in Net Assets or Fund Balances | | |
|---|--|------------|
| 1 | Total net assets or fund balances at beginning of year—Part II, column (a), line 30 (must agree with end-of-year figure reported on prior year’s return) | 11,677,306 |
| 2 | Enter amount from Part I, line 27a | 1,782,771 |
| 3 | Other increases not included in line 2 (itemize) ▶ _____ | |
| 4 | Add lines 1, 2, and 3 | 13,460,077 |
| 5 | Decreases not included in line 2 (itemize) ▶ _____ | |
| 6 | Total net assets or fund balances at end of year (line 4 minus line 5)—Part II, column (b), line 30 | 13,460,077 |

Part IV Capital Gains and Losses for Tax on Investment Income

| | | | | |
|---|---------------------------|--|--------------------------------------|----------------------------------|
| (a) List and describe the kind(s) of property sold (e g , real estate, 2-story brick warehouse, or common stock, 200 shs MLC Co) | | (b) How acquired P—Purchase D—Donation | (c) Date acquired (mo , day, yr) | (d) Date sold (mo , day, yr) |
| 1a | See Additional Data Table | | | |
| b | | | | |
| c | | | | |
| d | | | | |
| e | | | | |

| | | | |
|-----------------------------|--|---|--|
| (e) Gross sales price | (f) Depreciation allowed (or allowable) | (g) Cost or other basis plus expense of sale | (h) Gain or (loss) (e) plus (f) minus (g) |
| a See Additional Data Table | | | |
| b | | | |
| c | | | |
| d | | | |
| e | | | |

Complete only for assets showing gain in column (h) and owned by the foundation on 12/31/69

| | | | |
|-----------------------------|--------------------------------------|---|--|
| (i) F M V as of 12/31/69 | (j) Adjusted basis as of 12/31/69 | (k) Excess of col (i) over col (j), if any | (l) Gains (Col (h) gain minus col (k), but not less than -0-) or Losses (from col (h)) |
| a See Additional Data Table | | | |
| b | | | |
| c | | | |
| d | | | |
| e | | | |

| | | | |
|--|---|---|---------|
| 2 Capital gain net income or (net capital loss) | { If gain, also enter in Part I, line 7 If (loss), enter -0- in Part I, line 7 } | 2 | 141,371 |
| 3 Net short-term capital gain or (loss) as defined in sections 1222(5) and (6) If gain, also enter in Part I, line 8, column (c) (see instructions) If (loss), enter -0- in Part I, line 8 | | 3 | |

Part V Qualification Under Section 4940(e) for Reduced Tax on Net Investment Income

(For optional use by domestic private foundations subject to the section 4940(a) tax on net investment income)

If section 4940(d)(2) applies, leave this part blank

Was the foundation liable for the section 4942 tax on the distributable amount of any year in the base period? ☐ Yes ☒ No
If "Yes," the foundation does not qualify under section 4940(e) Do not complete this part

1 Enter the appropriate amount in each column for each year, see page 18 of the instructions before making any entries

| | | | |
|--|--|--|---|
| (a) Base period years Calendar year (or tax year beginning in) | (b) Adjusted qualifying distributions | (c) Net value of noncharitable-use assets | (d) Distribution ratio (col (b) divided by col (c)) |
| 2011 | 797,525 | 11,391,525 | 000 070010 |
| 2010 | 1,234,699 | 10,874,400 | 000 113542 |
| 2009 | 1,307,992 | 9,396,900 | 000 139194 |
| 2008 | 1,108,288 | 9,474,715 | 000 116973 |
| 2007 | 1,048,742 | 12,469,115 | 000 084107 |

| | | |
|--|---|------------|
| 2 Total of line 1, column (d). | 2 | 000 523826 |
| 3 Average distribution ratio for the 5-year base period—divide the total on line 2 by 5, or by the number of years the foundation has been in existence if less than 5 years | 3 | 000 104765 |
| 4 Enter the net value of noncharitable-use assets for 2012 from Part X, line 5. | 4 | 10,974,870 |
| 5 Multiply line 4 by line 3. | 5 | 1,149,782 |
| 6 Enter 1% of net investment income (1% of Part I, line 27b). | 6 | 3,563 |
| 7 Add lines 5 and 6. | 7 | 1,153,345 |
| 8 Enter qualifying distributions from Part XII, line 4. If line 8 is equal to or greater than line 7, check the box in Part VI, line 1b, and complete that part using a 1% tax rate See the Part VI instructions | 8 | 1,156,631 |

Part VIExcise Tax Based on Investment Income (Section 4940(a), 4940(b), 4940(e), or 4948—see page 18 of the instructions)

| | | | | | |
|----|--|--|-----------------------------------|----|-------|
| 1a | | Exempt operating foundations described in section 4940(d)(2), check here <input type="checkbox"/> and enter "N/A" on line 1 | | | |
| | | Date of ruling or determination letter _____ (attach copy of letter if necessary—see instructions) | | | |
| b | | Domestic foundations that meet the section 4940(e) requirements in Part V, check here <input checked="" type="checkbox"/> and enter 1% of Part I, line 27b | | 1 | 3,563 |
| c | | All other domestic foundations enter 2% of line 27b Exempt foreign organizations enter 4% of Part I, line 12, col (b) | | | |
| 2 | | Tax under section 511 (domestic section 4947(a)(1) trusts and taxable foundations only Others enter -0-) | | 2 | |
| 3 | | Add lines 1 and 2. | | 3 | 3,563 |
| 4 | | Subtitle A (income) tax (domestic section 4947(a)(1) trusts and taxable foundations only Others enter -0-) | | 4 | |
| 5 | | Tax based on investment income. Subtract line 4 from line 3 If zero or less, enter -0- | | 5 | 3,563 |
| 6 | | Credits/Payments | | | |
| a | | 2012 estimated tax payments and 2011 overpayment credited to 2012 | 6a | | |
| b | | Exempt foreign organizations—tax withheld at source | 6b | | |
| c | | Tax paid with application for extension of time to file (Form 8868) | 6c | | |
| d | | Backup withholding erroneously withheld | 6d | | |
| 7 | | Total credits and payments Add lines 6a through 6d. | | 7 | |
| 8 | | Enter any penalty for underpayment of estimated tax Check here <input type="checkbox"/> if Form 2220 is attached | | 8 | 60 |
| 9 | | Tax due. If the total of lines 5 and 8 is more than line 7, enter amount owed | | 9 | 3,623 |
| 10 | | Overpayment. If line 7 is more than the total of lines 5 and 8, enter the amount overpaid. | | 10 | |
| 11 | | Enter the amount of line 10 to be Credited to 2013 estimated tax <input checked="" type="checkbox"/> | Refunded <input type="checkbox"/> | 11 | |

Part VII-AStatements Regarding Activities

| | | | | |
|----|--|----|-----|----|
| 1a | During the tax year, did the foundation attempt to influence any national, state, or local legislation or did it participate or intervene in any political campaign? | | Yes | No |
| | | 1a | | No |
| b | Did it spend more than \$100 during the year (either directly or indirectly) for political purposes (see page 19 of the instructions for definition)? | | | No |
| | If the answer is "Yes" to 1a or 1b, attach a detailed description of the activities and copies of any materials published or distributed by the foundation in connection with the activities. | | | |
| c | Did the foundation file Form 1120-POL for this year?. | 1c | | |
| d | Enter the amount (if any) of tax on political expenditures (section 4955) imposed during the year (1) On the foundation <input checked="" type="checkbox"/> \$ _____ (2) On foundation managers <input checked="" type="checkbox"/> \$ _____ | | | |
| e | Enter the reimbursement (if any) paid by the foundation during the year for political expenditure tax imposed on foundation managers <input checked="" type="checkbox"/> \$ _____ | | | |
| 2 | Has the foundation engaged in any activities that have not previously been reported to the IRS? | 2 | | |
| | If "Yes," attach a detailed description of the activities. | | | |
| 3 | Has the foundation made any changes, not previously reported to the IRS, in its governing instrument, articles of incorporation, or bylaws, or other similar instruments? If "Yes," attach a conformed copy of the changes | 3 | | No |
| 4a | Did the foundation have unrelated business gross income of \$1,000 or more during the year?. | 4a | | No |
| b | If "Yes," has it filed a tax return on Form 990-T for this year?. | 4b | | |
| 5 | Was there a liquidation, termination, dissolution, or substantial contraction during the year? | 5 | | |
| | If "Yes," attach the statement required by General Instruction T. | | | |
| 6 | Are the requirements of section 508(e) (relating to sections 4941 through 4945) satisfied either | | | |
| | • By language in the governing instrument, or | | | |
| | • By state legislation that effectively amends the governing instrument so that no mandatory directions that conflict with the state law remain in the governing instrument? | 6 | Yes | |
| 7 | Did the foundation have at least \$5,000 in assets at any time during the year? If "Yes," complete Part II, col (c), and Part XV | 7 | Yes | |
| 8a | Enter the states to which the foundation reports or with which it is registered (see instructions) <input checked="" type="checkbox"/> SD _____ | | | |
| b | If the answer is "Yes" to line 7, has the foundation furnished a copy of Form 990-PF to the Attorney General (or designate) of each state as required by General Instruction G? If "No," attach explanation <input checked="" type="checkbox"/> | 8b | | No |
| 9 | Is the foundation claiming status as a private operating foundation within the meaning of section 4942(j)(3) or 4942(j)(5) for calendar year 2012 or the taxable year beginning in 2012 (see instructions for Part XIV)? If "Yes," complete Part XIV | 9 | | No |
| 10 | Did any persons become substantial contributors during the tax year? If "Yes," attach a schedule listing their names and addresses | 10 | | No |

Part VII-A

Statements Regarding Activities *(continued)*

| | | | | |
|---|---|----|-----|----|
| 11 | At any time during the year, did the foundation, directly or indirectly, own a controlled entity within the meaning of section 512(b)(13)? If "Yes," attach schedule (see instructions). | 11 | | No |
| 12 | Did the foundation make a distribution to a donor advised fund over which the foundation or a disqualified person had advisory privileges? If "Yes," attach statement (see instructions) | 12 | | No |
| 13 | Did the foundation comply with the public inspection requirements for its annual returns and exemption application? | 13 | Yes | |
| Website address | | | | |
| 14 | The books are in care of Walter Syltie II Telephone no (605) 696-6480 Located at 2333 Eastbrook Drive Brookings SD ZIP +4 570062838 | | | |
| 15 | Section 4947(a)(1) nonexempt charitable trusts filing Form 990-PF in lieu of Form 1041 —Check here and enter the amount of tax-exempt interest received or accrued during the year. | 15 | | |
| 16 | At any time during calendar year 2012, did the foundation have an interest in or a signature or other authority over a bank, securities, or other financial account in a foreign country? | 16 | | No |
| See instructions for exceptions and filing requirements for Form TD F 90-22.1 If "Yes", enter the name of the foreign country | | | | |

Part VII-B

Statements Regarding Activities for Which Form 4720 May Be Required

| | | | | |
|---|---|----|-----|----|
| File Form 4720 if any item is checked in the "Yes" column, unless an exception applies. | | | Yes | No |
| 1a | During the year did the foundation (either directly or indirectly) (1) Engage in the sale or exchange, or leasing of property with a disqualified person? (2) Borrow money from, lend money to, or otherwise extend credit to (or accept it from) a disqualified person? (3) Furnish goods, services, or facilities to (or accept them from) a disqualified person? (4) Pay compensation to, or pay or reimburse the expenses of, a disqualified person? (5) Transfer any income or assets to a disqualified person (or make any of either available for the benefit or use of a disqualified person)? (6) Agree to pay money or property to a government official? (Exception. Check "No" if the foundation agreed to make a grant to or to employ the official for a period after termination of government service, if terminating within 90 days). | | | |
| b | If any answer is "Yes" to 1a(1)–(6), did any of the acts fail to qualify under the exceptions described in Regulations section 53.4941(d)-3 or in a current notice regarding disaster assistance (see page 20 of the instructions)? Organizations relying on a current notice regarding disaster assistance check here. | 1b | | |
| c | Did the foundation engage in a prior year in any of the acts described in 1a, other than excepted acts, that were not corrected before the first day of the tax year beginning in 2012? | 1c | | No |
| 2 | Taxes on failure to distribute income (section 4942) (does not apply for years the foundation was a private operating foundation defined in section 4942(j)(3) or 4942(j)(5)) | | | |
| a | At the end of tax year 2012, did the foundation have any undistributed income (lines 6d and 6e, Part XIII) for tax year(s) beginning before 2012? If "Yes," list the years 20 , 20 , 20 , 20 | | | |
| b | Are there any years listed in 2a for which the foundation is not applying the provisions of section 4942(a)(2) (relating to incorrect valuation of assets) to the year's undistributed income? (If applying section 4942(a)(2) to all years listed, answer "No" and attach statement—see instructions). | 2b | | |
| c | If the provisions of section 4942(a)(2) are being applied to any of the years listed in 2a, list the years here 20 , 20 , 20 , 20 | | | |
| 3a | Did the foundation hold more than a 2% direct or indirect interest in any business enterprise at any time during the year? | | | |
| b | If "Yes," did it have excess business holdings in 2012 as a result of (1) any purchase by the foundation or disqualified persons after May 26, 1969, (2) the lapse of the 5-year period (or longer period approved by the Commissioner under section 4943(c)(7)) to dispose of holdings acquired by gift or bequest, or (3) the lapse of the 10-, 15-, or 20-year first phase holding period? (Use Schedule C, Form 4720, to determine if the foundation had excess business holdings in 2012.). | 3b | | |
| 4a | Did the foundation invest during the year any amount in a manner that would jeopardize its charitable purposes? | 4a | | No |
| b | Did the foundation make any investment in a prior year (but after December 31, 1969) that could jeopardize its charitable purpose that had not been removed from jeopardy before the first day of the tax year beginning in 2012? | 4b | | No |

Part VII-B

Statements Regarding Activities for Which Form 4720 May Be Required (continued)

| | | | | |
|----|--|---|--|----|
| 5a | During the year did the foundation pay or incur any amount to | | | |
| | (1) Carry on propaganda, or otherwise attempt to influence legislation (section 4945(e))? | <input type="checkbox"/> Yes <input checked="" type="checkbox"/> No | | |
| | (2) Influence the outcome of any specific public election (see section 4955), or to carry on, directly or indirectly, any voter registration drive? | <input type="checkbox"/> Yes <input checked="" type="checkbox"/> No | | |
| | (3) Provide a grant to an individual for travel, study, or other similar purposes? | <input type="checkbox"/> Yes <input checked="" type="checkbox"/> No | | |
| | (4) Provide a grant to an organization other than a charitable, etc , organization described in section 509(a)(1), (2), or (3), or section 4940(d)(2)? (see instructions). | <input type="checkbox"/> Yes <input checked="" type="checkbox"/> No | | |
| | (5) Provide for any purpose other than religious, charitable, scientific, literary, or educational purposes, or for the prevention of cruelty to children or animals? | <input type="checkbox"/> Yes <input checked="" type="checkbox"/> No | | |
| b | If any answer is "Yes" to 5a(1)–(5), did any of the transactions fail to qualify under the exceptions described in Regulations section 53.4945 or in a current notice regarding disaster assistance (see instructions)? | 5b | | |
| | Organizations relying on a current notice regarding disaster assistance check here. | <input checked="" type="checkbox"/> | | |
| c | If the answer is "Yes" to question 5a(4), does the foundation claim exemption from the tax because it maintained expenditure responsibility for the grant? | <input type="checkbox"/> Yes <input type="checkbox"/> No | | |
| | If "Yes," attach the statement required by Regulations section 53.4945–5(d). | | | |
| 6a | Did the foundation, during the year, receive any funds, directly or indirectly, to pay premiums on a personal benefit contract? | <input type="checkbox"/> Yes <input type="checkbox"/> No | | |
| b | Did the foundation, during the year, pay premiums, directly or indirectly, on a personal benefit contract? | 6b | | No |
| | If "Yes" to 6b, file Form 8870. | | | |
| 7a | At any time during the tax year, was the foundation a party to a prohibited tax shelter transaction? | <input type="checkbox"/> Yes <input checked="" type="checkbox"/> No | | |
| b | If yes, did the foundation receive any proceeds or have any net income attributable to the transaction? | 7b | | |

Part VIII

Information About Officers, Directors, Trustees, Foundation Managers, Highly Paid Employees, and Contractors

| | | | | |
|--|---|---|---|---------------------------------------|
| 1 List all officers, directors, trustees, foundation managers and their compensation (see instructions). | | | | |
| (a) Name and address | (b) Title, and average hours per week devoted to position | (c) Compensation (If not paid, enter -0-) | (d) Contributions to employee benefit plans and deferred compensation | (e) Expense account, other allowances |
| Maree Larson | President | 0 | | |
| 2333 Eastbrook Drive Brookings, SD 57006 | 020 00 | | | |
| O Dale Larson | Vice President | 0 | | |
| 2333 Eastbrook Drive Brookings, SD 57006 | 010 00 | | | |
| Carmelle Jackson | Secretary | 0 | | |
| 2333 Eastbrook Drive Brookings, SD 57006 | 001 00 | | | |
| 2 Compensation of five highest-paid employees (other than those included on line 1—see instructions). If none, enter "NONE." | | | | |
| (a) Name and address of each employee paid more than \$50,000 | (b) Title, and average hours per week devoted to position | (c) Compensation | (d) Contributions to employee benefit plans and deferred compensation | (e) Expense account, other allowances |
| | | | | |
| | | | | |
| | | | | |
| | | | | |
| | | | | |
| | | | | |
| | | | | |
| | | | | |
| | | | | |
| Total number of other employees paid over \$50,000. | | | | |

Part VIII

| (a) Name and address of each person paid more than \$50,000 | (b) Type of service | (c) Compensation |
|---|---------------------|------------------|
| | | |
| | | |
| | | |
| | | |
| | | |
| | | |
| | | |
| | | |
| | | |
| | | |
| | | |
| | | |
| | | |
| | | |
| | | |
| | | |
| | | |
| | | |
| | | |
| | | |
| | | |
| | | |
| | | |
| | | |
| | | |
| | | |
| | | |
| | | |
| | | |
| | | |
| | | |
| | | |

Part IX-A Summary of Direct Charitable Activities

| List the foundation's four largest direct charitable activities during the tax year. Include relevant statistical information such as the number of organizations and other beneficiaries served, conferences convened, research papers produced, etc. | Expenses |
|--|----------|
| 1 NONE | 0 |
| 2 | |
| | |
| | |
| 3 | |
| | |
| | |
| 4 | |
| | |
| | |

| Describe the two largest program-related investments made by the foundation during the tax year on lines 1 and 2 | Amount |
|--|--------|
| 1 | |
| | |
| | |
| 2 | |
| | |
| | |
| All other program-related investments See page 24 of the instructions | |
| 3 | |
| | |
| | |

Form **990-PF** (2012)

Part X

Minimum Investment Return (All domestic foundations must complete this part. Foreign foundations, see instructions.)

| | | | |
|---|--|----|------------|
| 1 | Fair market value of assets not used (or held for use) directly in carrying out charitable, etc , purposes | | |
| a | Average monthly fair market value of securities. | 1a | 11,000,000 |
| b | Average of monthly cash balances. | 1b | 142,000 |
| c | Fair market value of all other assets (see instructions). | 1c | 0 |
| d | Total (add lines 1a, b, and c). | 1d | 11,142,000 |
| e | Reduction claimed for blockage or other factors reported on lines 1a and 1c (attach detailed explanation). | 1e | |
| 2 | Acquisition indebtedness applicable to line 1 assets. | 2 | |
| 3 | Subtract line 2 from line 1d. | 3 | 11,142,000 |
| 4 | Cash deemed held for charitable activities Enter 1 1/2% of line 3 (for greater amount, see instructions) | 4 | 167,130 |
| 5 | Net value of noncharitable-use assets. Subtract line 4 from line 3 Enter here and on Part V, line 4 | 5 | 10,974,870 |
| 6 | Minimum investment return. Enter 5% of line 5. | 6 | 548,744 |

Part XI

Distributable Amount (see instructions) (Section 4942(j)(3) and (j)(5) private operating foundations and certain foreign organizations check here and do not complete this part.)

| | | | |
|----|---|----|---------|
| 1 | Minimum investment return from Part X, line 6. | 1 | 548,744 |
| 2a | Tax on investment income for 2012 from Part VI, line 5. | 2a | 3,563 |
| b | Income tax for 2012 (This does not include the tax from Part VI). | 2b | |
| c | Add lines 2a and 2b. | 2c | 3,563 |
| 3 | Distributable amount before adjustments Subtract line 2c from line 1. | 3 | 545,181 |
| 4 | Recoveries of amounts treated as qualifying distributions. | 4 | |
| 5 | Add lines 3 and 4. | 5 | 545,181 |
| 6 | Deduction from distributable amount (see instructions). | 6 | |
| 7 | Distributable amount as adjusted Subtract line 6 from line 5 Enter here and on Part XIII, line 1. | 7 | 545,181 |

Part XII

Qualifying Distributions (see instructions)

| | | | |
|--|--|----|-----------|
| 1 | Amounts paid (including administrative expenses) to accomplish charitable, etc , purposes | | |
| a | Expenses, contributions, gifts, etc —total from Part I, column (d), line 26 . | 1a | 1,156,631 |
| b | Program-related investments—total from Part IX-B. | 1b | |
| 2 | Amounts paid to acquire assets used (or held for use) directly in carrying out charitable, etc , purposes. | 2 | |
| 3 | Amounts set aside for specific charitable projects that satisfy the | | |
| a | Suitability test (prior IRS approval required). | 3a | |
| b | Cash distribution test (attach the required schedule). | 3b | |
| 4 | Qualifying distributions. Add lines 1a through 3b Enter here and on Part V, line 8, and Part XIII, line 4 | 4 | 1,156,631 |
| 5 | Foundations that qualify under section 4940(e) for the reduced rate of tax on net investment income Enter 1% of Part I, line 27b (see instructions). | 5 | 3,563 |
| 6 | Adjusted qualifying distributions. Subtract line 5 from line 4. | 6 | 1,153,068 |
| Note: The amount on line 6 will be used in Part V, column (b), in subsequent years when calculating whether the foundation qualifies for the section 4940(e) reduction of tax in those years | | | |

Part XIII

Undistributed Income (see instructions)

| | (a) Corpus | (b) Years prior to 2011 | (c) 2011 | (d) 2012 |
|---|---------------|----------------------------|-------------|-------------|
| 1 Distributable amount for 2012 from Part XI, line 7 | | | | 545,181 |
| 2 Undistributed income, if any, as of the end of 2012 | | | | |
| a Enter amount for 2011 only. | | | | |
| b Total for prior years 20____, 20____, 20____ | | | | |
| 3 Excess distributions carryover, if any, to 2012 | | | | |
| a From 2007. | 438,310 | | | |
| b From 2008. | 636,738 | | | |
| c From 2009. | 840,049 | | | |
| d From 2010. | 694,993 | | | |
| e From 2011. | 236,723 | | | |
| f Total of lines 3a through e. | 2,846,813 | | | |
| 4 Qualifying distributions for 2012 from Part XII, line 4 ▶ \$ 1,156,631 | | | | |
| a Applied to 2011, but not more than line 2a | | | | |
| b Applied to undistributed income of prior years (Election required—see instructions). | | | | |
| c Treated as distributions out of corpus (Election required—see instructions). | | | | |
| d Applied to 2012 distributable amount. | | | | 545,181 |
| e Remaining amount distributed out of corpus | 611,450 | | | |
| 5 Excess distributions carryover applied to 2012 (If an amount appears in column (d), the same amount must be shown in column (a).) | | | | |
| 6 Enter the net total of each column as indicated below: | | | | |
| a Corpus Add lines 3f, 4c, and 4e Subtract line 5 | 3,458,263 | | | |
| b Prior years' undistributed income Subtract line 4b from line 2b. | | | | |
| c Enter the amount of prior years' undistributed income for which a notice of deficiency has been issued, or on which the section 4942(a) tax has been previously assessed. | | | | |
| d Subtract line 6c from line 6b Taxable amount—see instructions | | | | |
| e Undistributed income for 2011 Subtract line 4a from line 2a Taxable amount—see instructions | | | | |
| f Undistributed income for 2012 Subtract lines 4d and 5 from line 1 This amount must be distributed in 2013. | | | | 0 |
| 7 Amounts treated as distributions out of corpus to satisfy requirements imposed by section 170(b)(1)(F) or 4942(g)(3) (see instructions). | | | | |
| 8 Excess distributions carryover from 2007 not applied on line 5 or line 7 (see instructions). . . . | 438,310 | | | |
| 9 Excess distributions carryover to 2013. Subtract lines 7 and 8 from line 6a. | 3,019,953 | | | |
| 10 Analysis of line 9 | | | | |
| a Excess from 2008. . . . | 636,738 | | | |
| b Excess from 2009. . . . | 840,049 | | | |
| c Excess from 2010. . . . | 694,993 | | | |
| d Excess from 2011. . . . | 236,723 | | | |
| e Excess from 2012. . . . | 611,450 | | | |

Part XIVPrivate Operating Foundations (see instructions and Part VII-A, question 9)

1a

If the foundation has received a ruling or determination letter that it is a private operating foundation, and the ruling is effective for 2012, enter the date of the ruling.

b

Check box to indicate whether the organization is a private operating foundation described in section 4942(j)(3) or 4942(j)(5)

☐ 4942(j)(3) ☐ 4942(j)(5)

| | | | | | | |
|----|--|----------|---------------|----------|----------|-----------|
| 2a | Enter the lesser of the adjusted net income from Part I or the minimum investment return from Part X for each year listed. | Tax year | Prior 3 years | | | (e) Total |
| | | (a) 2012 | (b) 2011 | (c) 2010 | (d) 2009 | |
| | | | | | | |
| b | 85% of line 2a | | | | | |
| c | Qualifying distributions from Part XII, line 4 for each year listed. | | | | | |
| d | Amounts included in line 2c not used directly for active conduct of exempt activities. | | | | | |
| e | Qualifying distributions made directly for active conduct of exempt activities. Subtract line 2d from line 2c. | | | | | |
| 3 | Complete 3a, b, or c for the alternative test relied upon | | | | | |
| a | "Assets" alternative test—enter | | | | | |
| | (1) Value of all assets | | | | | |
| | (2) Value of assets qualifying under section 4942(j)(3)(B)(i) | | | | | |
| b | "Endowment" alternative test— enter 2/3 of minimum investment return shown in Part X, line 6 for each year listed. | | | | | |
| c | "Support" alternative test—enter | | | | | |
| | (1) Total support other than gross investment income (interest, dividends, rents, payments on securities loans (section 512(a)(5)), or royalties). | | | | | |
| | (2) Support from general public and 5 or more exempt organizations as provided in section 4942(j)(3)(B)(iii). | | | | | |
| | (3) Largest amount of support from an exempt organization | | | | | |
| | (4) Gross investment income | | | | | |

Part XVSupplementary Information (Complete this part only if the organization had \$5,000 or more in assets at any time during the year—see instructions.)

1

Information Regarding Foundation Managers:

a

List any managers of the foundation who have contributed more than 2% of the total contributions received by the foundation before the close of any tax year (but only if they have contributed more than \$5,000) (See section 507(d)(2))

O Dale Larson

b

List any managers of the foundation who own 10% or more of the stock of a corporation (or an equally large portion of the ownership of a partnership or other entity) of which the foundation has a 10% or greater interest

None

2

Information Regarding Contribution, Grant, Gift, Loan, Scholarship, etc., Programs:

Check here ☐ if the foundation only makes contributions to preselected charitable organizations and does not accept unsolicited requests for funds. If the foundation makes gifts, grants, etc. (see instructions) to individuals or organizations under other conditions, complete items 2a, b, c, and d.

a

The name, address, and telephone number or e-mail of the person to whom applications should be addressed

Maree Larson
2333 Eastbrook Drive
Brookings, SD 57006
(605) 692-6115

b

The form in which applications should be submitted and information and materials they should include

ask for a Grant Request Form

c

Any submission deadlines

March 1 and September 1 subject to change

d

Any restrictions or limitations on awards, such as by geographical areas, charitable fields, kinds of institutions, or other factors

Qualified charitable or gov orgs. Primarily SD. Primarily fundamental human needs.

Form 990-PF (2012)

Part XV

Supplementary Information (continued)

3 Grants and Contributions Paid During the Year or Approved for Future Payment

| Recipient | If recipient is an individual, show any relationship to any foundation manager or substantial contributor | Foundation status of recipient | Purpose of grant or contribution | Amount |
|---|--|--------------------------------------|-------------------------------------|-----------|
| Name and address (home or business) | | | | |
| a Paid during the year See Additional Data Table | | | | |
| Total | | | 3a | 1,156,631 |
| b Approved for future payment | | | | |
| Total | | | 3b | |

| Enter gross amounts unless otherwise indicated | | Unrelated business income | | Excluded by section 512, 513, or 514 | | (e) Related or exempt function income (See instructions) |
|--|---|---------------------------|---------------|--------------------------------------|---------------|---|
| | | (a) Business code | (b) Amount | (c) Exclusion code | (d) Amount | |
| 1 | Program service revenue | | | | | |
| a | _____ | | | | | |
| b | _____ | | | | | |
| c | _____ | | | | | |
| d | _____ | | | | | |
| e | _____ | | | | | |
| f | _____ | | | | | |
| g | Fees and contracts from government agencies | | | | | |
| 2 | Membership dues and assessments. . . . | | | | | |
| 3 | Interest on savings and temporary cash investments | | | 14 | | |
| 4 | Dividends and interest from securities. . . . | | | 14 | 260,121 | |
| 5 | Net rental income or (loss) from real estate | | | | | |
| a | Debt-financed property. | | | | | |
| b | Not debt-financed property. | | | | | |
| 6 | Net rental income or (loss) from personal property | | | | | |
| 7 | Other investment income. | | | | | |
| 8 | Gain or (loss) from sales of assets other than inventory | | | 18 | 141,371 | |
| 9 | Net income or (loss) from special events | | | | | |
| 10 | Gross profit or (loss) from sales of inventory. . | | | | | |
| 11 | Other revenue a Unrealized Gain _____ | | | 18 | 1,625,402 | |
| b | _____ | | | | | |
| c | _____ | | | | | |
| d | _____ | | | | | |
| e | _____ | | | | | |
| 12 | Subtotal Add columns (b), (d), and (e). . | | | | 2,026,894 | |
| 13 | Total. Add line 12, columns (b), (d), and (e). | | | 13 | | 2,026,894 |

[illegible]

| | | | |
|--|--|------------|-----------|
| <p>1 Did the organization directly or indirectly engage in any of the following with any other organization described in section 501(c) of the Code (other than section 501(c)(3) organizations) or in section 527, relating to political organizations?</p> <p>a Transfers from the reporting foundation to a noncharitable exempt organization of</p> <p>(1) Cash.</p> <p>(2) Other assets.</p> <p>b Other transactions</p> <p>(1) Sales of assets to a noncharitable exempt organization.</p> <p>(2) Purchases of assets from a noncharitable exempt organization.</p> <p>(3) Rental of facilities, equipment, or other assets.</p> <p>(4) Reimbursement arrangements.</p> <p>(5) Loans or loan guarantees.</p> <p>(6) Performance of services or membership or fundraising solicitations.</p> <p>c Sharing of facilities, equipment, mailing lists, other assets, or paid employees.</p> <p>d If the answer to any of the above is "Yes," complete the following schedule. Column (b) should always show the fair market value of the goods, other assets, or services given by the reporting foundation. If the foundation received less than fair market value in any transaction or sharing arrangement, show in column (d) the value of the goods, other assets, or services received</p> | | Yes | No |
| | | | |
| 1a(1) | | | No |
| 1a(2) | | | No |
| | | | |
| 1b(1) | | | No |
| 1b(2) | | | No |
| 1b(3) | | | No |
| 1b(4) | | | No |
| 1b(5) | | | No |
| 1b(6) | | | No |
| 1c | | | No |




[illegible]

2a Is the foundation directly or indirectly affiliated with, or related to, one or more tax-exempt organizations described in section 501(c) of the Code (other than section 501(c)(3)) or in section 527? . . . ☐ Yes ☒ No

b If "Yes," complete the following schedule

| (a) Name of organization | (b) Type of organization | (c) Description of relationship |
|--------------------------|--------------------------|---------------------------------|
| | | |
| | | |
| | | |
| | | |
| | | |

Sign Here Under penalties of perjury, I declare that I have examined this return, including accompanying schedules and statements, and to the best of my knowledge and belief, it is true, correct, and complete. Declaration of preparer (other than taxpayer or fiduciary) is based on all information of which preparer has any knowledge.

Signature of officer or trustee Date Title

May the IRS discuss this return with the preparer shown below (see instr.)? ☐ Yes ☒ No

| | | | | | |
|---------------------------------------|---|----------------------|------------|---|------|
| Paid Preparer Use Only | Print/Type preparer's name | Preparer's Signature | Date | Check if self-employed <input checked="checked" type="checkbox"/> | PTIN |
| | Self Prepared | Self Prepared | 2013-05-21 | | |
| | Firm's name <input type="checkbox"/> | NONE | | Firm's EIN <input type="checkbox"/> | |
| | | 2333 Eastbrook Drive | | | |
| | Firm's address <input type="checkbox"/> | Brookings, SD 57006 | | Phone no (605) 696-6480 | |

Form 990PF Part IV - Capital Gains and Losses for Tax on Investment Income - Columns a - d

| (a) List and describe the kind(s) of property sold (e g , real estate, 2-story brick warehouse, or common stock, 200 shs MLC Co) | (b) How acquired P—Purchase D—Donation | (c) Date acquired (mo , day, yr) | (d) Date sold (mo , day, yr) |
|---|--|--------------------------------------|----------------------------------|
| ABB Ltd ADR | P | 2010-02-15 | 2012-05-15 |
| Allergan Inc | P | 2010-02-15 | 2012-05-15 |
| Amazon Com Inc | P | 2010-02-15 | 2012-05-15 |
| American Express | P | 2010-02-15 | 2012-05-15 |
| American Movil SAB Ser L | P | 2010-02-15 | 2012-05-15 |
| Anadarko Petroleum Corp | P | 2010-02-15 | 2012-05-15 |
| Apache Corp | P | 2010-02-15 | 2012-05-15 |
| ASML Holding NV | P | 2010-02-15 | 2012-05-15 |
| Baidu Inc ADR | P | 2010-02-15 | 2012-05-15 |
| Banco Bradesco ADR | P | 2010-02-15 | 2012-05-15 |
| Banco Santander ADR | P | 2010-02-15 | 2012-05-15 |
| Barclays PLC ADR | P | 2010-02-15 | 2012-05-15 |
| BASF AG ADR | P | 2010-02-15 | 2012-05-15 |
| Bed Bath Beyond | P | 2010-02-15 | 2012-05-15 |
| Biogen IDEC Inc | P | 2010-02-15 | 2012-05-15 |
| Blackrock Inc | P | 2010-02-15 | 2012-05-15 |
| Boeing | P | 2010-02-15 | 2012-05-15 |
| Caterpillar Inc | P | 2010-02-15 | 2012-05-15 |
| Celgene Corp | P | 2010-02-15 | 2012-05-15 |
| Cenovus Energy Corp | P | 2010-02-15 | 2012-05-15 |
| Cisco Systems Inc | P | 2010-02-15 | 2012-05-15 |
| CNOOC LTD ADR | P | 2010-02-15 | 2012-05-15 |
| Comcast Corp Special Class A | P | 2010-02-15 | 2012-05-15 |
| Companhia De Bebidas ADR | P | 2010-02-15 | 2012-05-15 |
| Ebay Inc | P | 2010-02-15 | 2012-05-15 |
| EMC Corp | P | 2010-02-15 | 2012-05-15 |
| EOG Resources | P | 2010-02-15 | 2012-05-15 |
| Ericsson American Dep Shs | P | 2010-02-15 | 2012-05-15 |
| Fanuc Corp | P | 2010-02-15 | 2012-05-15 |
| Franklin Resources Inc | P | 2010-02-15 | 2012-05-15 |

Form 990PF Part IV - Capital Gains and Losses for Tax on Investment Income - Columns a - d

| (a) List and describe the kind(s) of property sold (e g , real estate, 2-story brick warehouse, or common stock, 200 shs MLC Co) | (b) How acquired P—Purchase D—Donation | (c) Date acquired (mo , day, yr) | (d) Date sold (mo , day, yr) |
|---|--|--------------------------------------|----------------------------------|
| Freeport McMoran Copper Gold | P | 2010-02-15 | 2012-05-15 |
| Gap, Inc | P | 2010-02-15 | 2012-05-15 |
| General Electric | P | 2010-02-15 | 2012-05-15 |
| GlaxoSmithkline PLC ADR | P | 2010-02-15 | 2012-05-15 |
| Google Inc | P | 2010-02-15 | 2012-05-15 |
| Greenhill Co Inc | P | 2010-02-15 | 2012-05-15 |
| Halliburton Co | P | 2010-02-15 | 2012-05-15 |
| Hess Corp | P | 2010-02-15 | 2012-05-15 |
| Hewlett Packard | P | 2010-02-15 | 2012-05-15 |
| Home Depot | P | 2010-02-15 | 2012-05-15 |
| Honda Motor Co LTD ADR | P | 2010-02-15 | 2012-05-15 |
| HSBC Holdings PLC | P | 2010-02-15 | 2012-05-15 |
| Human Genome Sciences | P | 2010-02-15 | 2012-05-15 |
| IBM Corp | P | 2010-02-15 | 2012-05-15 |
| Intel Corp | P | 2010-02-15 | 2012-05-15 |
| Ishares FTSE China 25 Index | P | 2010-02-15 | 2012-05-15 |
| Ishares MSCI Asia Ex Japan | P | 2010-02-15 | 2012-05-15 |
| Johnson Johnson | P | 2010-02-15 | 2012-05-15 |
| Jones Lang LaSalle | P | 2010-02-15 | 2012-05-15 |
| JP Morgan Chase Co | P | 2010-02-15 | 2012-05-15 |
| Keycorp | P | 2010-02-15 | 2012-05-15 |
| KLA-Tencor Corp | P | 2010-02-15 | 2012-05-15 |
| L Oreal ADR | P | 2010-02-15 | 2012-05-15 |
| LasVegas Sands | P | 2010-02-15 | 2012-05-15 |
| LVMH Moet Hennessy Louis Vuitton | P | 2010-02-15 | 2012-05-15 |
| Mattel, Inc | P | 2010-02-15 | 2012-05-15 |
| McDonalds | P | 2010-02-15 | 2012-05-15 |
| Microsoft Corp | P | 2010-02-15 | 2012-05-15 |
| Morgan Stanley | P | 2010-02-15 | 2012-05-15 |
| National Oilwell Varco | P | 2010-02-15 | 2012-05-15 |

Form 990PF Part IV - Capital Gains and Losses for Tax on Investment Income - Columns a - d

| (a) List and describe the kind(s) of property sold (e g , real estate, 2-story brick warehouse, or common stock, 200 shs MLC Co) | (b) How acquired P—Purchase D—Donation | (c) Date acquired (mo , day, yr) | (d) Date sold (mo , day, yr) |
|---|--|--------------------------------------|----------------------------------|
| Nestle SA ADR | P | 2010-02-15 | 2012-05-15 |
| Nike | P | 2010-02-15 | 2012-05-15 |
| O racle Systems | P | 2010-02-15 | 2012-05-15 |
| O sh Kosh Corp | P | 2010-02-15 | 2012-05-15 |
| Pebblebrook Hotel Trust | P | 2010-02-15 | 2012-05-15 |
| Pfizer Inc | P | 2010-02-15 | 2012-05-15 |
| Phillip Morris | P | 2010-02-15 | 2012-05-15 |
| PNC Bank | P | 2010-02-15 | 2012-05-15 |
| Priceline Com | P | 2010-02-15 | 2012-05-15 |
| Proctor Gamble | P | 2010-02-15 | 2012-05-15 |
| Qualcomm Inc | P | 2010-02-15 | 2012-05-15 |
| Regions Financial | P | 2010-02-15 | 2012-05-15 |
| Rio Tinto PLC-GBP | P | 2010-02-15 | 2012-05-15 |
| Safeway Inc | P | 2010-02-15 | 2012-05-15 |
| Salesforce Com | P | 2010-02-15 | 2012-05-15 |
| Sanofi-Adventis ADR | P | 2010-02-15 | 2012-05-15 |
| SAP AG ADR | P | 2010-02-15 | 2012-05-15 |
| Schlumberger | P | 2010-02-15 | 2012-05-15 |
| Southwestern Energy Co | P | 2010-02-15 | 2012-05-15 |
| Starbucks | P | 2010-02-15 | 2012-05-15 |
| Sumitomo Mitsui Financial | P | 2010-02-15 | 2012-05-15 |
| Symantec Corp | P | 2010-02-15 | 2012-05-15 |
| Texas Instruments | P | 2010-02-15 | 2012-05-15 |
| Time Warner Cable | P | 2010-02-15 | 2012-05-15 |
| Time Warner Inc | P | 2010-02-15 | 2012-05-15 |
| U S Bancorp Delaware | P | 2010-02-15 | 2012-05-15 |
| UBS AG Fisher Enhanced Growth Notes | P | 2010-02-15 | 2012-05-15 |
| United Technologies | P | 2010-02-15 | 2012-05-15 |
| USX U S Steel Group | P | 2010-02-15 | 2012-05-15 |
| Veeco Instruments | P | 2010-02-15 | 2012-05-15 |

Form 990PF Part IV - Capital Gains and Losses for Tax on Investment Income - Columns a - d

| (a) List and describe the kind(s) of property sold (e g , real estate, 2-story brick warehouse, or common stock, 200 shs MLC Co) | (b) How acquired P—Purchase D—Donation | (c) Date acquired (mo , day, yr) | (d) Date sold (mo , day, yr) |
|---|---|---|---|
| Visa Inc | P | 2010-02-15 | 2012-05-15 |
| Wells Fargo Co | P | 2010-02-15 | 2012-05-15 |
| Weyerhaeuser Co | P | 2010-02-15 | 2012-05-15 |

Form 990PF Part IV - Capital Gains and Losses for Tax on Investment Income - Columns e - h

| (e) Gross sales price | (f) Depreciation allowed (or allowable) | (g) Cost or other basis plus expense of sale | (h) Gain or (loss) (e) plus (f) minus (g) |
|-----------------------|--|---|--|
| 27,151 | | 24,484 | 2,667 |
| 31,992 | | 30,062 | 1,930 |
| 68,603 | | 43,056 | 25,547 |
| 31,212 | | 34,111 | -2,899 |
| 20,153 | | 24,220 | -4,067 |
| 45,568 | | 47,025 | -1,457 |
| 27,227 | | 38,344 | -11,117 |
| 20,707 | | 22,187 | -1,480 |
| 32,209 | | 11,044 | 21,165 |
| 16,662 | | 27,582 | -10,920 |
| 13,859 | | 35,095 | -21,236 |
| 16,905 | | 23,820 | -6,915 |
| 34,590 | | 19,369 | 15,221 |
| 27,518 | | 14,282 | 13,236 |
| 119,440 | | 27,208 | 92,232 |
| 37,169 | | 44,605 | -7,436 |
| 30,314 | | 29,092 | 1,222 |
| 26,831 | | 20,941 | 5,890 |
| 30,290 | | 35,149 | -4,859 |
| 34,484 | | 33,150 | 1,334 |
| 115,815 | | 116,882 | -1,067 |
| 32,862 | | 39,187 | -6,325 |
| 24,241 | | 13,274 | 10,967 |
| 21,072 | | 23,315 | -2,243 |
| 43,212 | | 24,459 | 18,753 |
| 43,391 | | 34,956 | 8,435 |
| 46,463 | | 29,861 | 16,602 |
| 26,503 | | 20,712 | 5,791 |
| 31,291 | | 34,373 | -3,082 |
| 5,014 | | 2,845 | 2,169 |

Form 990PF Part IV - Capital Gains and Losses for Tax on Investment Income - Columns e - h

| (e) Gross sales price | (f) Depreciation allowed (or allowable) | (g) Cost or other basis plus expense of sale | (h) Gain or (loss) (e) plus (f) minus (g) |
|-----------------------|--|---|--|
| 37,289 | | 42,013 | -4,724 |
| 42,401 | | 22,085 | 20,316 |
| 66,505 | | 99,157 | -32,652 |
| 43,452 | | 48,036 | -4,584 |
| 33,610 | | 29,582 | 4,028 |
| 44,546 | | 34,835 | 9,711 |
| 14,244 | | 13,063 | 1,181 |
| 29,066 | | 22,105 | 6,961 |
| 10,861 | | 25,082 | -14,221 |
| 32,932 | | 17,582 | 15,350 |
| 30,362 | | 19,384 | 10,978 |
| 24,490 | | 27,147 | -2,657 |
| 27,690 | | 29,913 | -2,223 |
| 34,262 | | 29,564 | 4,698 |
| 37,714 | | 29,281 | 8,433 |
| 51,490 | | 53,103 | -1,613 |
| 39,848 | | 39,816 | 32 |
| 55,087 | | 57,979 | -2,892 |
| 10,279 | | 3,847 | 6,432 |
| 49,462 | | 53,354 | -3,892 |
| 13,493 | | 11,328 | 2,165 |
| 4,554 | | 4,043 | 511 |
| 20,007 | | 20,459 | -452 |
| 36,099 | | 46,519 | -10,420 |
| 30,556 | | 33,143 | -2,587 |
| 9,178 | | 5,182 | 3,996 |
| 40,913 | | 45,083 | -4,170 |
| 95,666 | | 93,611 | 2,055 |
| 90,384 | | 131,882 | -41,498 |
| 42,893 | | 33,158 | 9,735 |

Form 990PF Part IV - Capital Gains and Losses for Tax on Investment Income - Columns e - h

| (e) Gross sales price | (f) Depreciation allowed (or allowable) | (g) Cost or other basis plus expense of sale | (h) Gain or (loss) (e) plus (f) minus (g) |
|-----------------------|--|---|--|
| 46,255 | | 40,442 | 5,813 |
| 32,627 | | 34,351 | -1,724 |
| 73,320 | | 67,872 | 5,448 |
| 18,773 | | 20,576 | -1,803 |
| 10,066 | | 8,549 | 1,517 |
| 39,444 | | 35,110 | 4,334 |
| 21,944 | | 23,069 | -1,125 |
| 30,983 | | 32,465 | -1,482 |
| 30,463 | | 35,149 | -4,686 |
| 43,663 | | 39,274 | 4,389 |
| 40,748 | | 42,969 | -2,221 |
| 12,877 | | 14,723 | -1,846 |
| 42,037 | | 57,174 | -15,137 |
| 60,274 | | 51,959 | 8,315 |
| 30,963 | | 33,789 | -2,826 |
| 39,628 | | 40,503 | -875 |
| 29,725 | | 34,100 | -4,375 |
| 85,420 | | 77,150 | 8,270 |
| 30,780 | | 31,757 | -977 |
| 42,118 | | 48,871 | -6,753 |
| 29,331 | | 33,311 | -3,980 |
| 7,469 | | 5,675 | 1,794 |
| 48,406 | | 37,472 | 10,934 |
| 10,507 | | 4,500 | 6,007 |
| 19,395 | | 5,684 | 13,711 |
| 19,470 | | 17,616 | 1,854 |
| 88,141 | | 90,265 | -2,124 |
| 36,241 | | 30,873 | 5,368 |
| 41,093 | | 79,226 | -38,133 |
| 8,287 | | 7,519 | 768 |

Form 990PF Part IV - Capital Gains and Losses for Tax on Investment Income - Columns e - h

| (e) Gross sales price | (f) Depreciation allowed (or allowable) | (g) Cost or other basis plus expense of sale | (h) Gain or (loss) (e) plus (f) minus (g) |
|-----------------------|--|---|--|
| 32,969 | | 35,211 | -2,242 |
| 28,900 | | 26,351 | 2,549 |
| 50,506 | | 33,952 | 16,554 |

Form 990PF Part IV - Capital Gains and Losses for Tax on Investment Income - Columns i - l

| Complete only for assets showing gain in column (h) and owned by the foundation on 12/31/69 | | | (l) Gains (Col (h) gain minus col (k), but not less than -0-) or Losses (from col (h)) |
|---|-----------------------------------|--|--|
| (i) F M V as of 12/31/69 | (j) Adjusted basis as of 12/31/69 | (k) Excess of col (i) over col (j), if any | |
| | | | 2,667 |
| | | | 1,930 |
| | | | 25,547 |
| | | | -2,899 |
| | | | -4,067 |
| | | | -1,457 |
| | | | -11,117 |
| | | | -1,480 |
| | | | 21,165 |
| | | | -10,920 |
| | | | -21,236 |
| | | | -6,915 |
| | | | 15,221 |
| | | | 13,236 |
| | | | 92,232 |
| | | | -7,436 |
| | | | 1,222 |
| | | | 5,890 |
| | | | -4,859 |
| | | | 1,334 |
| | | | -1,067 |
| | | | -6,325 |
| | | | 10,967 |
| | | | -2,243 |
| | | | 18,753 |
| | | | 8,435 |
| | | | 16,602 |
| | | | 5,791 |
| | | | -3,082 |
| | | | 2,169 |

Form 990PF Part IV - Capital Gains and Losses for Tax on Investment Income - Columns i - l

| Complete only for assets showing gain in column (h) and owned by the foundation on 12/31/69 | | | (l) Gains (Col (h) gain minus col (k), but not less than -0-) or Losses (from col (h)) |
|---|-----------------------------------|--|--|
| (i) F M V as of 12/31/69 | (j) Adjusted basis as of 12/31/69 | (k) Excess of col (i) over col (j), if any | |
| | | | -4,724 |
| | | | 20,316 |
| | | | -32,652 |
| | | | -4,584 |
| | | | 4,028 |
| | | | 9,711 |
| | | | 1,181 |
| | | | 6,961 |
| | | | -14,221 |
| | | | 15,350 |
| | | | 10,978 |
| | | | -2,657 |
| | | | -2,223 |
| | | | 4,698 |
| | | | 8,433 |
| | | | -1,613 |
| | | | 32 |
| | | | -2,892 |
| | | | 6,432 |
| | | | -3,892 |
| | | | 2,165 |
| | | | 511 |
| | | | -452 |
| | | | -10,420 |
| | | | -2,587 |
| | | | 3,996 |
| | | | -4,170 |
| | | | 2,055 |
| | | | -41,498 |
| | | | 9,735 |

Form 990PF Part IV - Capital Gains and Losses for Tax on Investment Income - Columns i - l

| Complete only for assets showing gain in column (h) and owned by the foundation on 12/31/69 | | | (l) Gains (Col (h) gain minus col (k), but not less than -0-) or Losses (from col (h)) |
|---|-----------------------------------|--|--|
| (i) F M V as of 12/31/69 | (j) Adjusted basis as of 12/31/69 | (k) Excess of col (i) over col (j), if any | |
| | | | 5,813 |
| | | | -1,724 |
| | | | 5,448 |
| | | | -1,803 |
| | | | 1,517 |
| | | | 4,334 |
| | | | -1,125 |
| | | | -1,482 |
| | | | -4,686 |
| | | | 4,389 |
| | | | -2,221 |
| | | | -1,846 |
| | | | -15,137 |
| | | | 8,315 |
| | | | -2,826 |
| | | | -875 |
| | | | -4,375 |
| | | | 8,270 |
| | | | -977 |
| | | | -6,753 |
| | | | -3,980 |
| | | | 1,794 |
| | | | 10,934 |
| | | | 6,007 |
| | | | 13,711 |
| | | | 1,854 |
| | | | -2,124 |
| | | | 5,368 |
| | | | -38,133 |
| | | | 768 |

Form 990PF Part IV - Capital Gains and Losses for Tax on Investment Income - Columns i - l

| Complete only for assets showing gain in column (h) and owned by the foundation on 12/31/69 | | | (l) Gains (Col (h) gain minus col (k), but not less than -0-) or Losses (from col (h)) |
|---|-----------------------------------|--|--|
| (i) F M V as of 12/31/69 | (j) Adjusted basis as of 12/31/69 | (k) Excess of col (i) over col (j), if any | |
| | | | -2,242 |
| | | | 2,549 |
| | | | 16,554 |

Form 990PF Part XV Line 3 - Grants and Contributions Paid During the Year or Approved for Future Payment

| Recipient | If recipient is an individual, show any relationship to any foundation manager or substantial contributor | Foundation status of recipient | Purpose of grant or contribution | Amount |
|--|---|--------------------------------|----------------------------------|--------|
| Name and address (home or business) | | | | |
| a Paid during the year | | | | |
| Domestic Abuse Center PO Box Brookings,SD 57006 | None | | Facility Upgrade/Outreach | 25,000 |
| Abbot House PO Box Mitchell,SD 57301 | None | | Program Expenses | 2,000 |
| American Lung Assoc PO Box Sioux Falls,SD 57103 | None | | Asthma Camp | 1,000 |
| Avera McKennan PO Box Sioux Falls,SD 57117 | None | | Family Wellness Program | 25,000 |
| Brookings Area Transit (BATA) PO Box Brookings,SD 57006 | None | | Software Update | 12,000 |
| Boys & Grils Club of Moody Cnty PO Box Flandreau,SD 57028 | None | | Match Funds - Program Expenses | 20,000 |
| Boys & GirsI Club Brookings PO Box Brookings,SD 57006 | None | | Program Expenses | 90,000 |
| Boys & Girls Club Yankton PO Box Yankton,SD 57078 | None | | Program Expenses | 20,000 |
| Brookings Cnty Youth Mentoring PO Box Brookings,SD 57006 | None | | Mentoring Program | 7,000 |
| Brookings Backpack Project PO Box Brookings,SD 57006 | None | | Food for children | 50,000 |
| Brookings Area Habiltat for Humanity PO Box Brookings,SD 57006 | None | | Funding for a House | 50,000 |
| Cheyenne River Youth Project PO Box Eagle Butte,SD 57625 | None | | Christmas Toy Drive | 500 |
| East Central Behavioral Health PO Box Brookings,SD 57006 | None | | Renovations | 25,000 |
| East Central CASA PO Box Brookings,SD 57006 | None | | Program Expenses | 30,000 |
| Habitat for Humanity SD PO Box Brookings,SD 57006 | None | | Home Renovation | 43,500 |


Form 990PF Part XV Line 3 - Grants and Contributions Paid During the Year or Approved for Future Payment

| Recipient | If recipient is an individual, show any relationship to any foundation manager or substantial contributor | Foundation status of recipient | Purpose of grant or contribution | Amount |
|--|---|--------------------------------|----------------------------------|--------|
| Name and address (home or business) | | | | |
| a <i>Paid during the year</i> | | | | |
| Healing Words Foundation PO Box Brookings,SD 57006 | None | | Harvest Table | 10,000 |
| Helpline Center PO Box Sioux Falls,SD 57104 | None | | Suicide Awareness Training | 10,000 |
| Here4Youth PO Box Sioux Falls,SD 57105 | None | | Renovate Gym | 7,500 |
| HorsePower PO Box Sioux Falls,SD 57106 | None | | Horse Riding Therapy | 20,000 |
| Ronald McDonald House PO Box Sioux Falls,SD 57104 | None | | Program Funding | 10,000 |
| Sanford Health Foundation PO Box Sioux Falls,SD 57117 | None | | Spirt Camp - Diabetes | 5,000 |
| SD Achieve PO Box Sioux Falls,SD 57105 | None | | Training room/Kitchen | 15,000 |
| SD Network Against Family Violence PO Box Sioux Falls,SD 57109 | None | | Program Expenses | 15,000 |
| St Tomas More Special Assistance PO Box Brookings,SD 57006 | None | | Small grants to assist needy | 2,500 |
| Volunteer Service Bank PO Box Brookings,SD 57006 | None | | Program Expenses | 3,000 |
| Volunteers of America - Dakotas PO Box Sioux Falls,SD 57109 | None | | Brookings RSVP Program | 6,000 |
| Brookings School District PO Box Brookings,SD 57006 | None | | Scholarships | 4,000 |
| Lake Mills School District PO Box Lake Mills,IA 50450 | None | | Scholarships | 2,000 |
| Brookings Area United Way PO Box Brookings,SD 57006 | None | | Match Larson Employee Donations | 92,000 |
| United Way Freeborn Cnty PO Box Albert Lea,MN 56007 | None | | Match Larson Employee Donations | 5,304 |

Form 990PF Part XV Line 3 - Grants and Contributions Paid During the Year or Approved for Future Payment

| Recipient | If recipient is an individual, show any relationship to any foundation manager or substantial contributor | Foundation status of recipient | Purpose of grant or contribution | Amount |
|---|---|--------------------------------|----------------------------------|---------|
| Name and address (home or business) | | | | |
| a <i>Paid during the year</i> | | | | |
| United Way Mocksville PO Box Mocksville, NC 27028 | None | | Match Larson Employee Donations | 4,000 |
| United Way - N Central IA PO Box Mason City, IA 50401 | None | | Match Larson Employee Donations | 7,105 |
| Brookings School District PO Box Brookings, SD 57006 | None | | Quiz Bowl Team | 700 |
| Brookings School District PO Box Brookings, SD 57006 | None | | Science Olympiad Team | 1,000 |
| Black Hills Special Services PO Box Pierre, SD 57501 | None | | Youth Leadership Forum | 5,000 |
| Dakota State Univ Foundation PO Box Madison, SD 57042 | None | | Video Tutorial | 23,673 |
| Girls Scouts - Dakota Horizons PO Box Sioux Falls, SD 57106 | None | | Program Expenses | 25,000 |
| Lutheran Outdoors PO Box Sioux Falls, SD 57107 | None | | Riding Prog/Playground Equip | 50,000 |
| SD Head Start PO Box Pierre, SD 57501 | None | | Early childhood Ed | 1,000 |
| SD Humanities Council PO Box Brookings, SD 57006 | None | | Books for local area | 2,000 |
| SD School of Mines & Tech PO Box Rapid City, SD 57701 | None | | STEM Camp | 5,250 |
| Teach for America - SD PO Box Pierre, SD 57501 | None | | Program Expenses | 100,000 |
| Washington Pavillion PO Box Sioux Falls, SD 57104 | None | | STEM Education | 5,000 |
| SD Public Broadcasting PO Box Brookings, SD 57006 | None | | Family Reading Project | 75,000 |
| Black Hills Playhouse PO Box Rapid City, SD 57700 | None | | Renovations | 50,000 |

Form 990PF Part XV Line 3 - Grants and Contributions Paid During the Year or Approved for Future Payment

| Recipient | If recipient is an individual, show any relationship to any foundation manager or substantial contributor | Foundation status of recipient | Purpose of grant or contribution | Amount |
|--|---|--------------------------------|------------------------------------|-----------|
| Name and address (home or business) | | | | |
| a <i>Paid during the year</i> | | | | |
| Dell Rapids City PO Box Dell Rapids,SD 57022 | None | | Renovate Carnegie Library | 10,000 |
| SD Art Museum PO Box Brookings,SD 57006 | None | | Program Expenses | 20,000 |
| Sioux Falls Jazz & Blues PO Box Sioux Falls,SD 57104 | None | | Jazz Diversity Project | 7,500 |
| Red Cloud Indian School PO Box Pine Ridge,SD 57770 | None | | Field Trip - Childrens Museum | 2,368 |
| Lakota Waldorf School PO Box Kyle,SD 57752 | None | | Healthy Meals | 12,784 |
| Native Am Community Board PO Box Lake Andes,SD 57356 | None | | Food Playground Equip | 20,600 |
| Red Cloud Indian School PO Box Pine Ridge,SD 57770 | None | | Healthy Meals | 74,000 |
| Various - Match Larson Employee Gifts PO Box Brookings,SD 57006 | None | | Match Larson Employee Donations | 15,864 |
| Boys & Gilrs Club Missouri River PO Box Wagner,SD 57380 | None | | Playground Equip | 30,483 |
| Total  3a | | | | 1,156,631 |

Schedule B
(Form 990, 990-EZ, or 990-PF)
Department of the Treasury
Internal Revenue Service

Schedule of Contributors

▶ Attach to Form 990, 990-EZ, or 990-PF.

OMB No 1545-0047

2012

| | |
|---|--|
| Name of the organization Larson Foundation | Employer identification number 46-0412311 |
|---|--|

Organization type (check one)

| | |
|--------------------|---|
| Filers of: | Section: |
| Form 990 or 990-EZ | <input type="checkbox"/> 501(c)() (enter number) organization |
| | <input type="checkbox"/> 4947(a)(1) nonexempt charitable trust not treated as a private foundation |
| | <input type="checkbox"/> 527 political organization |
| Form 990-PF | <input checked="" type="checkbox"/> 501(c)(3) exempt private foundation |
| | <input type="checkbox"/> 4947(a)(1) nonexempt charitable trust treated as a private foundation |
| | <input type="checkbox"/> 501(c)(3) taxable private foundation |

Check if your organization is covered by the **General Rule** or a **Special Rule**.
Note. Only a section 501(c)(7), (8), or (10) organization can check boxes for both the General Rule and a Special Rule. See instructions.

General Rule

☐ For an organization filing Form 990, 990-EZ, or 990-PF that received, during the year, \$5,000 or more (in money or property) from any one contributor. Complete Parts I and II.

Special Rules

☐ For a section 501(c)(3) organization filing Form 990 or 990-EZ that met the 33¹/₃% support test of the regulations under sections 509(a)(1) and 170(b)(1)(A)(vi) and received from any one contributor, during the year, a contribution of the greater of **(1)** \$5,000 or **(2)** 2% of the amount on (i) Form 990, Part VIII, line 1h, or (ii) Form 990-EZ, line 1. Complete Parts I and II.

☐ For a section 501(c)(7), (8), or (10) organization filing Form 990 or 990-EZ that received from any one contributor, during the year, total contributions of more than \$1,000 for use *exclusively* for religious, charitable, scientific, literary, or educational purposes, or the prevention of cruelty to children or animals. Complete Parts I, II, and III.

☐ For a section 501(c)(7), (8), or (10) organization filing Form 990 or 990-EZ that received from any one contributor, during the year, contributions for use *exclusively* for religious, charitable, etc., purposes, but these contributions did not total to more than \$1,000. If this box is checked, enter here the total contributions that were received during the year for an *exclusively* religious, charitable, etc., purpose. Do not complete any of the parts unless the **General Rule** applies to this organization because it received nonexclusively religious, charitable, etc., contributions of \$5,000 or more during the year. ▶ \$ _____

Caution. An organization that is not covered by the General Rule and/or the Special Rules does not file Schedule B (Form 990, 990-EZ, or 990-PF), but it **must** answer “No” on Part IV, line 2 of its Form 990, or check the box on line H of its Form 990-EZ or on Part I, line 2 of its Form 990-PF, to certify that it does not meet the filing requirements of Schedule B (Form 990, 990-EZ, or 990-PF).

| | |
|--|---|
| Name of organization Larson Foundation | Employer identification number 46-0412311 |
|--|---|

| | | | |
|-------------------|---|-----------------------------------|---|
| Part I | Contributors (see instructions) Use duplicate copies of Part I if additional space is needed | | |
| (a) No. | (b) Name, address, and ZIP + 4 | (c) Total contributions | (d) Type of contribution |
| <u>1</u> | O Dale Larson 2333 Eastbrook Drive Brookings, SD 57006 | \$ 960,000 | Person <input checked="" type="checkbox"/> Payroll <input type="checkbox"/> Noncash <input type="checkbox"/> (Complete Part II if there is a noncash contribution) |
| | | \$ | Person <input type="checkbox"/> Payroll <input type="checkbox"/> Noncash <input type="checkbox"/> (Complete Part II if there is a noncash contribution) |
| | | \$ | Person <input type="checkbox"/> Payroll <input type="checkbox"/> Noncash <input type="checkbox"/> (Complete Part II if there is a noncash contribution) |
| | | \$ | Person <input type="checkbox"/> Payroll <input type="checkbox"/> Noncash <input type="checkbox"/> (Complete Part II if there is a noncash contribution) |
| | | \$ | Person <input type="checkbox"/> Payroll <input type="checkbox"/> Noncash <input type="checkbox"/> (Complete Part II if there is a noncash contribution) |
| | | \$ | Person <input type="checkbox"/> Payroll <input type="checkbox"/> Noncash <input type="checkbox"/> (Complete Part II if there is a noncash contribution) |
| | | \$ | Person <input type="checkbox"/> Payroll <input type="checkbox"/> Noncash <input type="checkbox"/> (Complete Part II if there is a noncash contribution) |

| | |
|--|---|
| Name of organization Larson Foundation | Employer identification number 46-0412311 |
|--|---|

| | | | |
|---------------------------|--|--|----------------------|
| Part II | Noncash Property (see instructions) Use duplicate copies of Part II if additional space is needed | | |
| (a) No. from Part I | (b) Description of noncash property given | (c) FMV (or estimate) (see instructions) | (d) Date received |
| _____ | _____ _____ _____ _____ | \$ _____ | _____ |
| (a) No. from Part I | (b) Description of noncash property given | (c) FMV (or estimate) (see instructions) | (d) Date received |
| _____ | _____ _____ _____ _____ | \$ _____ | _____ |
| (a) No. from Part I | (b) Description of noncash property given | (c) FMV (or estimate) (see instructions) | (d) Date received |
| _____ | _____ _____ _____ _____ | \$ _____ | _____ |
| (a) No. from Part I | (b) Description of noncash property given | (c) FMV (or estimate) (see instructions) | (d) Date received |
| _____ | _____ _____ _____ _____ | \$ _____ | _____ |
| (a) No. from Part I | (b) Description of noncash property given | (c) FMV (or estimate) (see instructions) | (d) Date received |
| _____ | _____ _____ _____ _____ | \$ _____ | _____ |
| (a) No. from Part I | (b) Description of noncash property given | (c) FMV (or estimate) (see instructions) | (d) Date received |
| _____ | _____ _____ _____ _____ | \$ _____ | _____ |

| | |
|--|---|
| Name of organization Larson Foundation | Employer identification number 46-0412311 |
|--|---|

Part III

Exclusively religious, charitable, etc., individual contributions to section 501(c)(7), (8), or (10) organizations that total more than \$1,000 for the year. Complete columns (a) through (e) and the following line entry

For organizations completing Part III, enter the total of *exclusively* religious, charitable, etc , contributions of **\$1,000 or less** for the year (Enter this information once See instructions) ▶ \$

Use duplicate copies of Part III if additional space is needed

| (a) No. from Part I | (b) Purpose of gift | (c) Use of gift | (d) Description of how gift is held |
|---------------------------|--|-----------------|-------------------------------------|
| — | <div></div> | <div></div> | <div></div> |
| | <div>(e) Transfer of gift</div> | | |
| | <div>Transferee's name, address, and ZIP 4Relationship of transferor to transferee</div> | | |

| (a) No. from Part I | (b) Purpose of gift | (c) Use of gift | (d) Description of how gift is held |
|---------------------------|--|-----------------|-------------------------------------|
| — | <div></div> | <div></div> | <div></div> |
| | <div>(e) Transfer of gift</div> | | |
| | <div>Transferee's name, address, and ZIP 4Relationship of transferor to transferee</div> | | |

| (a) No. from Part I | (b) Purpose of gift | (c) Use of gift | (d) Description of how gift is held |
|---------------------------|--|-----------------|-------------------------------------|
| — | <div></div> | <div></div> | <div></div> |
| | <div>(e) Transfer of gift</div> | | |
| | <div>Transferee's name, address, and ZIP 4Relationship of transferor to transferee</div> | | |

| (a) No. from Part I | (b) Purpose of gift | (c) Use of gift | (d) Description of how gift is held |
|---------------------------|--|-----------------|-------------------------------------|
| — | <div></div> | <div></div> | <div></div> |
| | <div>(e) Transfer of gift</div> | | |
| | <div>Transferee's name, address, and ZIP 4Relationship of transferor to transferee</div> | | |

TY 2012 Explanation of Non-Filing with Attorney General Statement

Name: Larson Foundation

EIN: 46-0412311

Software ID: 12000057

Software Version: 12.16.513.2

Statement: Not required in South Dakota

Note: To capture the full content of this document, please select landscape mode (11" x 8.5") when printing.

TY 2012 Gain/Loss from Sale of Other Assets Schedule

Name: Larson Foundation

EIN: 46-0412311

Software ID: 12000057

Software Version: 12.16.513.2

| Name | Date Acquired | How Acquired | Date Sold | Purchaser Name | Gross Sales Price | Basis | Basis Method | Sales Expenses | Total (net) | Accumulated Depreciation |
|-------------------------------------|---------------|--------------|-----------|----------------|-------------------|---------|--------------|----------------|-------------|--------------------------|
| ABB Ltd ADR | 2010-02 | P | 2012-05 | | 27,151 | 24,484 | | | 2,667 | |
| Allergan Inc | 2010-02 | P | 2012-05 | | 31,992 | 30,062 | | | 1,930 | |
| Amazon Com Inc | 2010-02 | P | 2012-05 | | 68,603 | 43,056 | | | 25,547 | |
| American Express | 2010-02 | P | 2012-05 | | 31,212 | 34,111 | | | -2,899 | |
| American Movil SAB Ser L | 2010-02 | P | 2012-05 | | 20,153 | 24,220 | | | -4,067 | |
| Anadarko Petroleum Corp | 2010-02 | P | 2012-05 | | 45,568 | 47,025 | | | -1,457 | |
| Apache Corp | 2010-02 | P | 2012-05 | | 27,227 | 38,344 | | | -11,117 | |
| ASML Holding NV | 2010-02 | P | 2012-05 | | 20,707 | 22,187 | | | -1,480 | |
| Baidu Inc ADR | 2010-02 | P | 2012-05 | | 32,209 | 11,044 | | | 21,165 | |
| Banco Bradesco ADR | 2010-02 | P | 2012-05 | | 16,662 | 27,582 | | | -10,920 | |
| Banco Santander ADR | 2010-02 | P | 2012-05 | | 13,859 | 35,095 | | | -21,236 | |
| Barclays PLC ADR | 2010-02 | P | 2012-05 | | 16,905 | 23,820 | | | -6,915 | |
| BASF AG ADR | 2010-02 | P | 2012-05 | | 34,590 | 19,369 | | | 15,221 | |
| Bed Bath Beyond | 2010-02 | P | 2012-05 | | 27,518 | 14,282 | | | 13,236 | |
| Biogen IDEC Inc | 2010-02 | P | 2012-05 | | 119,440 | 27,208 | | | 92,232 | |
| Blackrock Inc | 2010-02 | P | 2012-05 | | 37,169 | 44,605 | | | -7,436 | |
| Boeing | 2010-02 | P | 2012-05 | | 30,314 | 29,092 | | | 1,222 | |
| Caterpillar Inc | 2010-02 | P | 2012-05 | | 26,831 | 20,941 | | | 5,890 | |
| Celgene Corp | 2010-02 | P | 2012-05 | | 30,290 | 35,149 | | | -4,859 | |
| Cenovus Energy Corp | 2010-02 | P | 2012-05 | | 34,484 | 33,150 | | | 1,334 | |
| Cisco Systems Inc | 2010-02 | P | 2012-05 | | 115,815 | 116,882 | | | -1,067 | |
| CNOOC LTD ADR | 2010-02 | P | 2012-05 | | 32,862 | 39,187 | | | -6,325 | |
| Comcast Corp Special Class A | 2010-02 | P | 2012-05 | | 24,241 | 13,274 | | | 10,967 | |
| Companhia De Bebidas ADR | 2010-02 | P | 2012-05 | | 21,072 | 23,315 | | | -2,243 | |
| Ebay Inc | 2010-02 | P | 2012-05 | | 43,212 | 24,459 | | | 18,753 | |
| EMC Corp | 2010-02 | P | 2012-05 | | 43,391 | 34,956 | | | 8,435 | |
| EOG Resources | 2010-02 | P | 2012-05 | | 46,463 | 29,861 | | | 16,602 | |
| Ericsson American Dep Shs | 2010-02 | P | 2012-05 | | 26,503 | 20,712 | | | 5,791 | |
| Fanuc Corp | 2010-02 | P | 2012-05 | | 31,291 | 34,373 | | | -3,082 | |
| Franklin Resources Inc | 2010-02 | P | 2012-05 | | 5,014 | 2,845 | | | 2,169 | |
| Freeport McMoran Copper Gold | 2010-02 | P | 2012-05 | | 37,289 | 42,013 | | | -4,724 | |
| Gap, Inc | 2010-02 | P | 2012-05 | | 42,401 | 22,085 | | | 20,316 | |
| General Electric | 2010-02 | P | 2012-05 | | 66,505 | 99,157 | | | -32,652 | |
| GlaxoSmithkline PLC ADR | 2010-02 | P | 2012-05 | | 43,452 | 48,036 | | | -4,584 | |
| Google Inc | 2010-02 | P | 2012-05 | | 33,610 | 29,582 | | | 4,028 | |
| Greenhill Co Inc | 2010-02 | P | 2012-05 | | 44,546 | 34,835 | | | 9,711 | |
| Halliburton Co | 2010-02 | P | 2012-05 | | 14,244 | 13,063 | | | 1,181 | |
| Hess Corp | 2010-02 | P | 2012-05 | | 29,066 | 22,105 | | | 6,961 | |
| Hewlett Packard | 2010-02 | P | 2012-05 | | 10,861 | 25,082 | | | -14,221 | |
| Home Depot | 2010-02 | P | 2012-05 | | 32,932 | 17,582 | | | 15,350 | |
| Honda Motor Co LTD ADR | 2010-02 | P | 2012-05 | | 30,362 | 19,384 | | | 10,978 | |
| HSBC Holdings PLC | 2010-02 | P | 2012-05 | | 24,490 | 27,147 | | | -2,657 | |
| Human Genome Sciences | 2010-02 | P | 2012-05 | | 27,690 | 29,913 | | | -2,223 | |
| IBM Corp | 2010-02 | P | 2012-05 | | 34,262 | 29,564 | | | 4,698 | |
| Intel Corp | 2010-02 | P | 2012-05 | | 37,714 | 29,281 | | | 8,433 | |
| Ishares FTSE China 25 Index | 2010-02 | P | 2012-05 | | 51,490 | 53,103 | | | -1,613 | |
| Ishares MSCI Asia Ex Japan | 2010-02 | P | 2012-05 | | 39,848 | 39,816 | | | 32 | |
| Johnson Johnson | 2010-02 | P | 2012-05 | | 55,087 | 57,979 | | | -2,892 | |
| Jones Lang LaSalle | 2010-02 | P | 2012-05 | | 10,279 | 3,847 | | | 6,432 | |
| JP Morgan Chase Co | 2010-02 | P | 2012-05 | | 49,462 | 53,354 | | | -3,892 | |
| Keycorp | 2010-02 | P | 2012-05 | | 13,493 | 11,328 | | | 2,165 | |
| KLA-Tencor Corp | 2010-02 | P | 2012-05 | | 4,554 | 4,043 | | | 511 | |
| L Oreal ADR | 2010-02 | P | 2012-05 | | 20,007 | 20,459 | | | -452 | |
| LasVegas Sands | 2010-02 | P | 2012-05 | | 36,099 | 46,519 | | | -10,420 | |
| LVMH Moet Hennessy Louis Vuitton | 2010-02 | P | 2012-05 | | 30,556 | 33,143 | | | -2,587 | |
| Mattel, Inc | 2010-02 | P | 2012-05 | | 9,178 | 5,182 | | | 3,996 | |
| McDonalds | 2010-02 | P | 2012-05 | | 40,913 | 45,083 | | | -4,170 | |
| Microsoft Corp | 2010-02 | P | 2012-05 | | 95,666 | 93,611 | | | 2,055 | |
| Morgan Stanley | 2010-02 | P | 2012-05 | | 90,384 | 131,882 | | | -41,498 | |
| National Oilwell Varco | 2010-02 | P | 2012-05 | | 42,893 | 33,158 | | | 9,735 | |
| Nestle SA ADR | 2010-02 | P | 2012-05 | | 46,255 | 40,442 | | | 5,813 | |
| Nike | 2010-02 | P | 2012-05 | | 32,627 | 34,351 | | | -1,724 | |
| Oracle Systems | 2010-02 | P | 2012-05 | | 73,320 | 67,872 | | | 5,448 | |
| Osh Kosh Corp | 2010-02 | P | 2012-05 | | 18,773 | 20,576 | | | -1,803 | |
| Pebblebrook Hotel Trust | 2010-02 | P | 2012-05 | | 10,066 | 8,549 | | | 1,517 | |
| Pfizer Inc | 2010-02 | P | 2012-05 | | 39,444 | 35,110 | | | 4,334 | |
| Phillip Morris | 2010-02 | P | 2012-05 | | 21,944 | 23,069 | | | -1,125 | |
| PNC Bank | 2010-02 | P | 2012-05 | | 30,983 | 32,465 | | | -1,482 | |
| Priceline Com | 2010-02 | P | 2012-05 | | 30,463 | 35,149 | | | -4,686 | |
| Proctor Gamble | 2010-02 | P | 2012-05 | | 43,663 | 39,274 | | | 4,389 | |
| Qualcomm Inc | 2010-02 | P | 2012-05 | | 40,748 | 42,969 | | | -2,221 | |
| Regions Financial | 2010-02 | P | 2012-05 | | 12,877 | 14,723 | | | -1,846 | |
| Rio Tinto PLC-GBP | 2010-02 | P | 2012-05 | | 42,037 | 57,174 | | | -15,137 | |
| Safeway Inc | 2010-02 | P | 2012-05 | | 60,274 | 51,959 | | | 8,315 | |
| Salesforce Com | 2010-02 | P | 2012-05 | | 30,963 | 33,789 | | | -2,826 | |
| Sanofi-Adventis ADR | 2010-02 | P | 2012-05 | | 39,628 | 40,503 | | | -875 | |
| SAP AG ADR | 2010-02 | P | 2012-05 | | 29,725 | 34,100 | | | -4,375 | |
| Schlumberger | 2010-02 | P | 2012-05 | | 85,420 | 77,150 | | | 8,270 | |
| Southwestern Energy Co | 2010-02 | P | 2012-05 | | 30,780 | 31,757 | | | -977 | |
| Starbucks | 2010-02 | P | 2012-05 | | 42,118 | 48,871 | | | -6,753 | |
| Sumitomo Mitsui Financial | 2010-02 | P | 2012-05 | | 29,331 | 33,311 | | | -3,980 | |
| Symantec Corp | 2010-02 | P | 2012-05 | | 7,469 | 5,675 | | | 1,794 | |
| Texas Instruments | 2010-02 | P | 2012-05 | | 48,406 | 37,472 | | | 10,934 | |
| Time Warner Cable | 2010-02 | P | 2012-05 | | 10,507 | 4,500 | | | 6,007 | |
| Time Warner Inc | 2010-02 | P | 2012-05 | | 19,395 | 5,684 | | | 13,711 | |
| U S Bancorp Delaware | 2010-02 | P | 2012-05 | | 19,470 | 17,616 | | | 1,854 | |
| UBS AG Fisher Enhanced Growth Notes | 2010-02 | P | 2012-05 | | 88,141 | 90,265 | | | -2,124 | |
| United Technologies | 2010-02 | P | 2012-05 | | 36,241 | 30,873 | | | 5,368 | |
| USX U S Steel Group | 2010-02 | P | 2012-05 | | 41,093 | 79,226 | | | -38,133 | |
| Veeco Instruments | 2010-02 | P | 2012-05 | | 8,287 | 7,519 | | | 768 | |
| Visa Inc | 2010-02 | P | 2012-05 | | 32,969 | 35,211 | | | -2,242 | |
| Wells Fargo Co | 2010-02 | P | 2012-05 | | 28,900 | 26,351 | | | 2,549 | |
| Weyerhaeuser Co | 2010-02 | P | 2012-05 | | 50,506 | 33,952 | | | 16,554 | |

TY 2012 General Explanation Attachment**Name:** Larson Foundation**EIN:** 46-0412311**Software ID:** 12000057**Software Version:** 12.16.513.2

TY 2012 Investments Corporate
Stock Schedule

Name: Larson Foundation
EIN: 46-0412311
Software ID: 12000057
Software Version: 12.16.513.2

| Name of Stock | End of Year Book Value | End of Year Fair Market Value |
|------------------------|------------------------|-------------------------------|
| JP Morgan Chase Co | 88,463 | 88,463 |
| AMC Networks Inc | 24,070 | 24,070 |
| ATT | 48,136 | 48,136 |
| Akamai Technologies | 88,698 | 88,698 |
| Allied World Assurance | 70,832 | 70,832 |
| Amazon Corn Inc | 107,869 | 107,869 |
| Amgen | 42,726 | 42,726 |
| Anadarko Petroleum | 77,725 | 77,725 |
| Anheuser Busch Inbev | 63,300 | 63,300 |
| Apache Corp | 50,238 | 50,238 |
| Apple Inc | 105,382 | 105,382 |
| Applied Materials Inc | 84,622 | 84,622 |
| Autodesk Inc. | 49,225 | 49,225 |
| Axis Capital Holdings | 74,309 | 74,309 |
| Bed Bath Beyond | 58,205 | 58,205 |
| Biogen IDEC Inc | 182,588 | 182,588 |
| Blackrock Investment | 129,519 | 129,519 |
| Boeing | 73,037 | 73,037 |
| Broadcom Corp Class A | 76,536 | 76,536 |
| CME Group Inc Class A | 41,385 | 41,385 |
| CVS Caremark | 99,488 | 99,488 |
| Cablevision Systems | 30,760 | 30,760 |
| Cameron International | 63,396 | 63,396 |
| Carnival Corp | 43,828 | 43,828 |
| Caterpillar Inc | 32,175 | 32,175 |
| Celgene Corp | 115,000 | 115,000 |
| Charles Schwab Corp | 50,863 | 50,863 |
| Chevron Corp | 120,790 | 120,790 |
| Chubb Corp | 76,181 | 76,181 |
| Citrix Systems Inc | 66,822 | 66,822 |

| Name of Stock | End of Year Book Value | End of Year Fair Market Value |
|------------------------|------------------------|-------------------------------|
| Coca-Cola | 73,654 | 73,654 |
| Comcast Corp Class A | 169,536 | 169,536 |
| Covidien PLC Dublin | 39,517 | 39,517 |
| Cree Reasearch Inc. | 55,721 | 55,721 |
| Deere Co | 98,230 | 98,230 |
| Devon Energy Corp | 63,594 | 63,594 |
| Dolby Laboratories Inc | 15,045 | 15,045 |
| Dover | 37,939 | 37,939 |
| EMC Corp | 55,066 | 55,066 |
| Eaton Corp | 66,814 | 66,814 |
| Ebay Inc. | 143,287 | 143,287 |
| Emcor Group | 8,789 | 8,789 |
| Emerson Electric | 58,952 | 58,952 |
| Ericsson American Dep | 44,254 | 44,254 |
| Express Scripts | 46,309 | 46,309 |
| First Republic Bank | 22,256 | 22,256 |
| Fluor Corp | 56,011 | 56,011 |
| Forest Labs | 58,734 | 58,734 |
| Franklin Resources Inc | 45,625 | 45,625 |
| Freeport McMoran | 17,041 | 17,041 |
| General Electric | 44,134 | 44,134 |
| Google Inc | 103,071 | 103,071 |
| Greenhill Co Inc | 7,668 | 7,668 |
| Guess Inc | 7,224 | 7,224 |
| Halliburton Co. | 57,739 | 57,739 |
| Hess Corp | 62,075 | 62,075 |
| Home Depot | 175,673 | 175,673 |
| Honeywell Inc. | 88,248 | 88,248 |
| ImmunogenInc | 16,501 | 16,501 |
| Intuit Inc | 42,643 | 42,643 |

| Name of Stock | End of Year Book Value | End of Year Fair Market Value |
|-------------------------|------------------------|-------------------------------|
| Isis Pharmaceuticals | 20,263 | 20,263 |
| Jacobs Engineering | 16,961 | 16,961 |
| Johnson Johnson | 187,932 | 187,932 |
| Jones Lang LaSalle | 43,074 | 43,074 |
| Juniper Networks Inc | 58,852 | 58,852 |
| KLA-Tencor Corp | 35,805 | 35,805 |
| Keycorp | 35,045 | 35,045 |
| Level 3 Communications | 40,625 | 40,625 |
| Liberty Interactive | 54,289 | 54,289 |
| Libery Media Corp | 63,529 | 63,529 |
| Lowe's Corp | 576,300 | 576,300 |
| Mattel, Inc. | 48,856 | 48,856 |
| Merck Co | 83,425 | 83,425 |
| Monsanto Co | 52,235 | 52,235 |
| Nasdaq OMX Group | 28,065 | 28,065 |
| National Oilwell Varco | 26,284 | 26,284 |
| Netapp Inc | 42,217 | 42,217 |
| Newfield Exploration Co | 12,638 | 12,638 |
| Nike | 51,262 | 51,262 |
| Nucor Corp | 55,877 | 55,877 |
| Osh Kosh Corp | 22,182 | 22,182 |
| Pall Corp | 75,382 | 75,382 |
| Pebblebrook Hotel Trust | 36,666 | 36,666 |
| Pepsico Inc | 73,811 | 73,811 |
| Plantronics Inc | 8,194 | 8,194 |
| Proctor Gamble | 30,708 | 30,708 |
| Qualcomm Inc | 35,050 | 35,050 |
| Regions Financial | 38,120 | 38,120 |
| Safeway Inc | 31,190 | 31,190 |
| Schlumberger | 86,711 | 86,711 |

| Name of Stock | End of Year Book Value | End of Year Fair Market Value |
|--------------------------|------------------------|-------------------------------|
| Seagate Technology | 95,420 | 95,420 |
| Sothebys Delaware | 5,748 | 5,748 |
| Symantec Corp | 33,655 | 33,655 |
| TE Connectivity LTD | 44,116 | 44,116 |
| Texas Instruments | 82,740 | 82,740 |
| The DirectTV Group | 46,492 | 46,492 |
| Thermo Fisher Scientific | 70,272 | 70,272 |
| Tyco International | 35,332 | 35,332 |
| U.S. Bancorp Delaware | 60,736 | 60,736 |
| Unilever PLC ADR | 82,785 | 82,785 |
| United Parcel Service | 59,058 | 59,058 |
| Unitedhealth Group | 148,327 | 148,327 |
| Vertex Pharmaceuticals | 37,872 | 37,872 |
| Visa Inc | 119,607 | 119,607 |
| Walt Disney Co. | 163,384 | 163,384 |
| Weatherford Intl LTD | 42,054 | 42,054 |
| Weyerhaeuser Co | 34,019 | 34,019 |
| Meta Financial Group | 306,038 | 306,038 |
| Wells Financial Corp | 38,000 | 38,000 |
| BHP Billiton ADR | 25,140 | 25,140 |
| GlaxoSmithkline PLC | 32,017 | 32,017 |
| Novartis AG ADR | 82,980 | 82,980 |
| Vodafone Group Plc | 63,505 | 63,505 |
| Cisco Systems Inc | 52,928 | 52,928 |
| Microsoft Corp | 80,929 | 80,929 |
| Oracle Systems | 29,500 | 29,500 |
| Baker Hughes | 17,702 | 17,702 |
| Citigroup Inc | 36,628 | 36,628 |
| Coach Inc | 35,905 | 35,905 |
| EI Dupont | 37,067 | 37,067 |

| Name of Stock | End of Year Book Value | End of Year Fair Market Value |
|---------------------|------------------------|-------------------------------|
| ADT Corp | 24,002 | 24,002 |
| Exxon Mobil | 55,886 | 55,886 |
| Facebook | 24,576 | 24,576 |
| Goldman Sacs Group | 59,889 | 59,889 |
| Joy Global Inc | 25,038 | 25,038 |
| Mosaic Company | 14,412 | 14,412 |
| Oxidental Petroleum | 48,647 | 48,647 |
| Peabody Energy | 20,461 | 20,461 |
| Pentair Inc | 15,327 | 15,327 |
| Raytheon Class A | 42,966 | 42,966 |
| Sandisk Corp | 60,830 | 60,830 |
| Starz Liberty Cap | 12,929 | 12,929 |
| State Street Corp | 66,948 | 66,948 |
| Teradyne Inc | 14,171 | 14,171 |
| TEVA Pharmaceutical | 25,080 | 25,080 |
| Veeco Instruments | 30,266 | 30,266 |
| Xilinx Corp | 37,152 | 37,152 |
| Yum Brands | 36,104 | 36,104 |

TY 2012 Investments - Other Schedule

Name: Larson Foundation

EIN: 46-0412311

Software ID: 12000057

Software Version: 12.16.513.2

| Category/ Item | Listed at Cost or FMV | Book Value | End of Year Fair Market Value |
|--------------------------------------|-----------------------|------------|-------------------------------|
| Growth Fund of America - Mutual Fund | FMV | 2,489,897 | 2,489,897 |
| First Eagle Global - Mutual Fund | FMV | 2,154,889 | 2,154,889 |

TY 2012 Other Expenses Schedule**Name:** Larson Foundation**EIN:** 46-0412311**Software ID:** 12000057**Software Version:** 12.16.513.2

| Description | Revenue and Expenses per Books | Net Investment Income | Adjusted Net Income | Disbursements for Charitable Purposes |
|----------------------------|-----------------------------------|--------------------------|---------------------|--|
| Investment Management Fees | 36,433 | 36,433 | | |
| Dues | 2,266 | | | |

TY 2012 Other Income Schedule

Name: Larson Foundation

EIN: 46-0412311

Software ID: 12000057

Software Version: 12.16.513.2

| Description | Revenue And Expenses Per Books | Net Investment Income | Adjusted Net Income |
|-----------------|-----------------------------------|--------------------------|---------------------|
| Unrealized Gain | 1,625,402 | | |

TY 2012 Substantial Contributors Schedule

Name: Larson Foundation

EIN: 46-0412311

Software ID: 12000057

Software Version: 12.16.513.2

| Name | Address |
|----------------|---------|
| See Schedule B | |

TY 2012 Taxes Schedule**Name:** Larson Foundation**EIN:** 46-0412311**Software ID:** 12000057**Software Version:** 12.16.513.2

| Category | Amount | Net Investment Income | Adjusted Net Income | Disbursements for Charitable Purposes |
|--------------------------|--------|--------------------------|------------------------|---|
| Tax on investment income | 8,793 | 8,793 | | |